Test Mode :	802.11g	Test Channel :	13

100kHz PSD reference Level	Channel 13 Plot
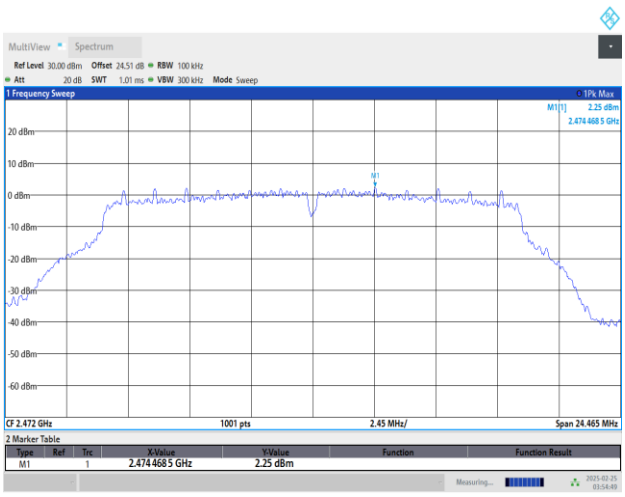	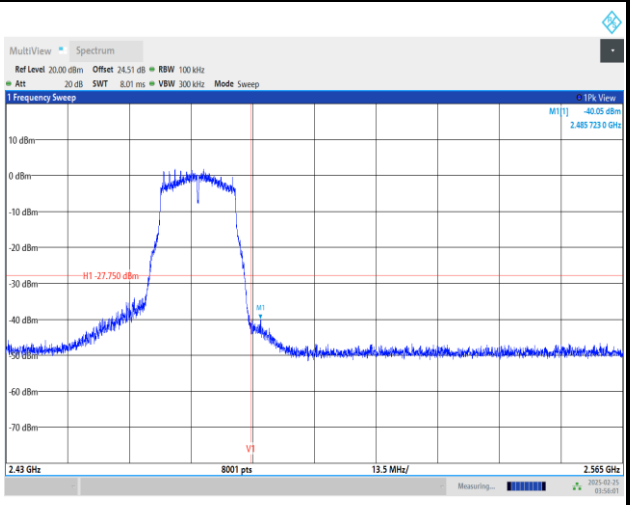
Spurious Emission 30MHz~1GHz	**Spurious Emission 1GHz~26.5GHz**
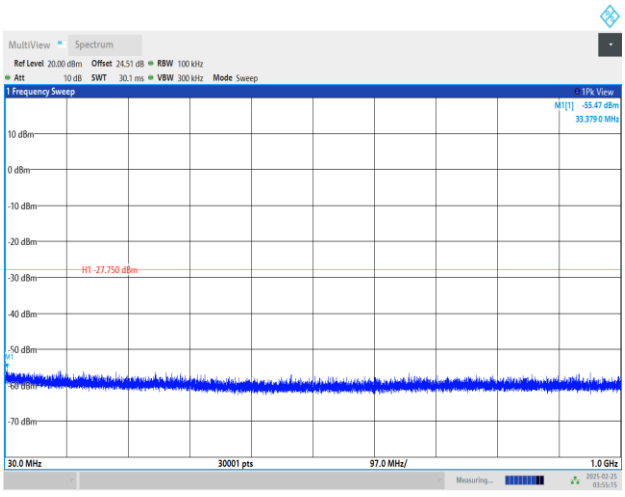	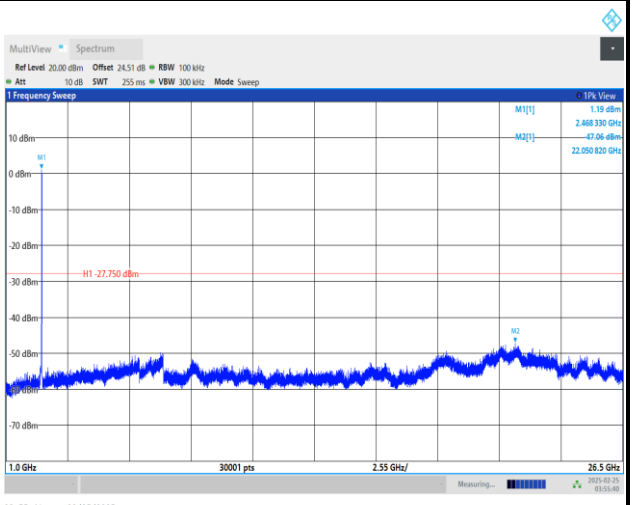

Test Mode :	802.11be EHT20_FullRU	Test Channel :	01

100kHz PSD reference Level	Channel 01 Plot
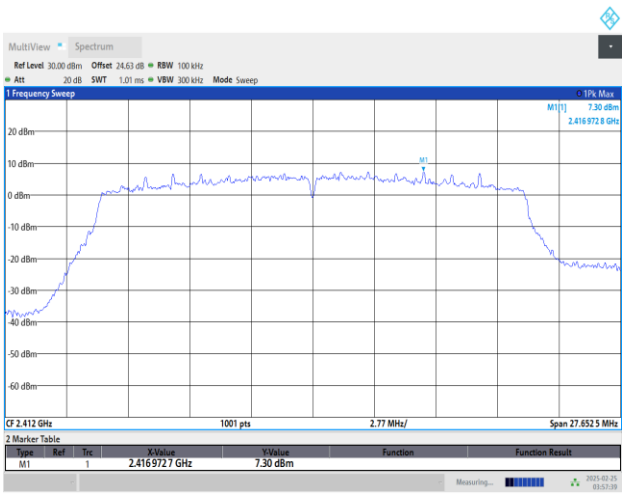	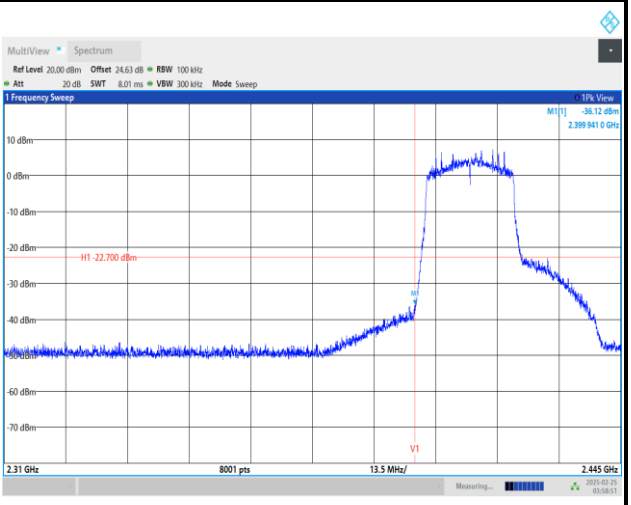
Spurious Emission 30MHz~1GHz	**Spurious Emission 1GHz~26.5GHz**
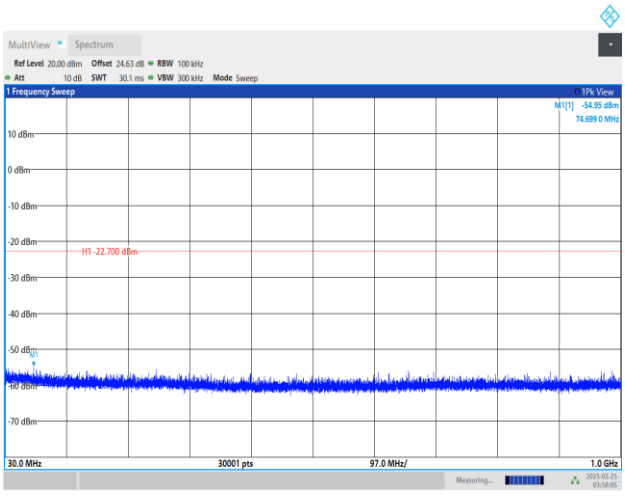	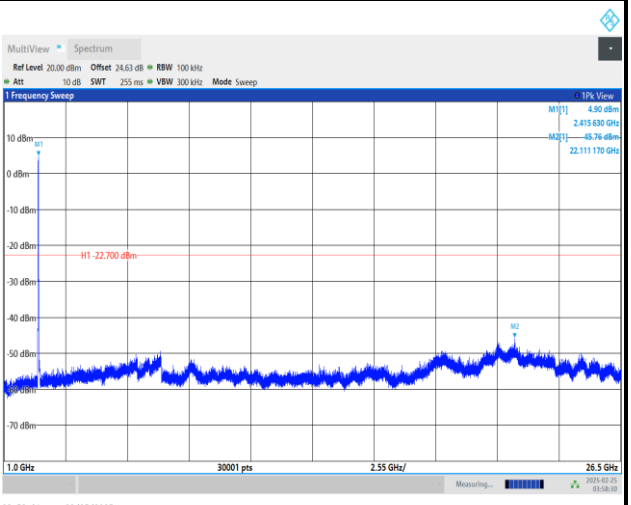

Test Mode :	802.11be EHT20_FullRU	Test Channel :	02

100kHz PSD reference Level	Channel 02 Plot
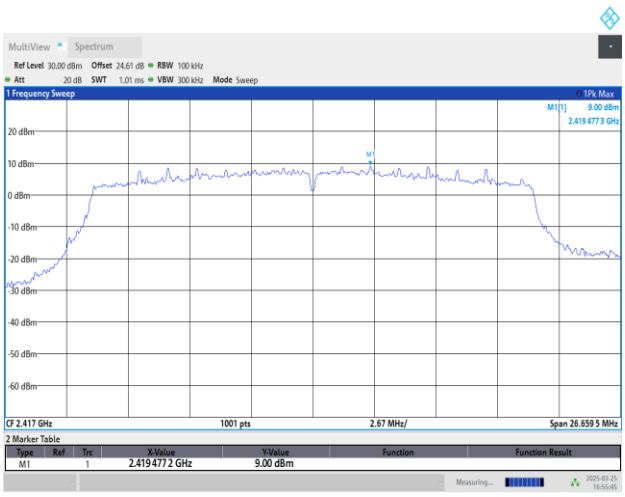	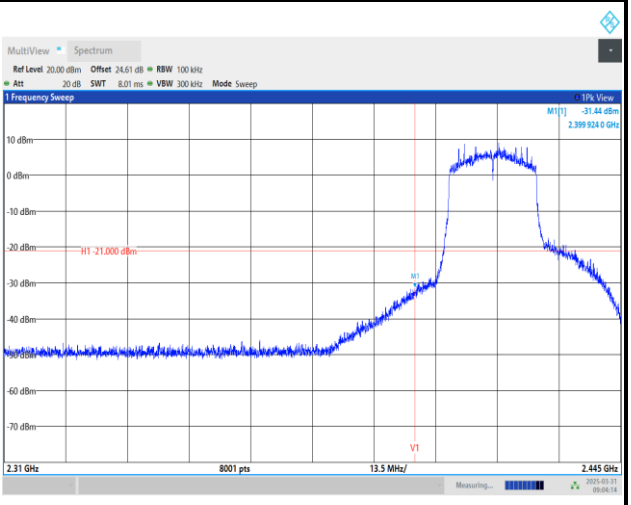
Spurious Emission 30MHz~1GHz	**Spurious Emission 1GHz~26.5GHz**
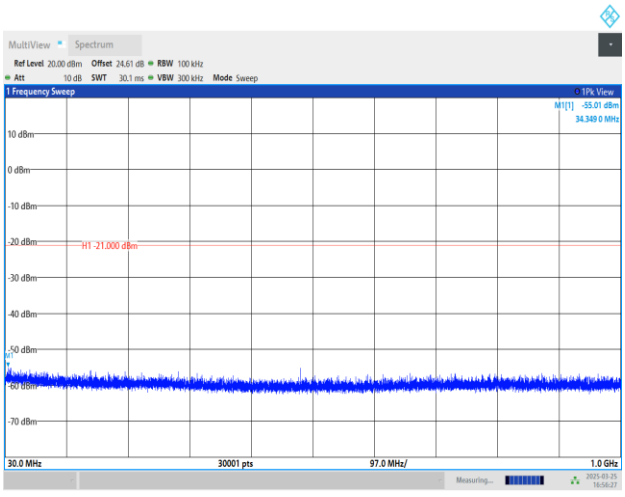	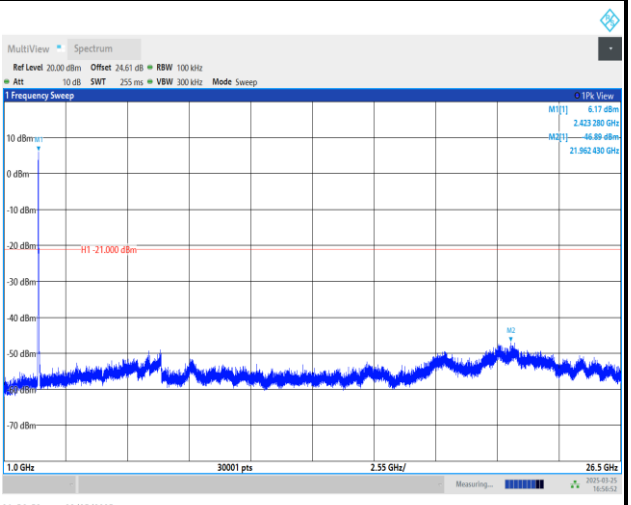

Test Mode :	802.11be EHT20_FullRU	Test Channel :	06

100kHz PSD reference Level	Channel 06 Plot
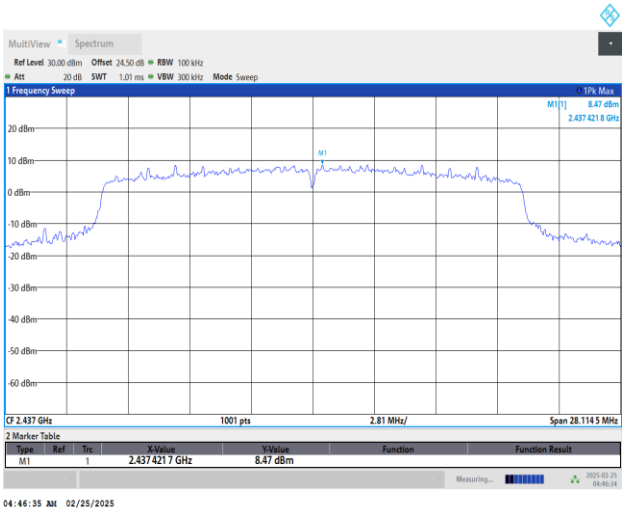	

Spurious Emission 30MHz~1GHz	Spurious Emission 1GHz~26.5GHz
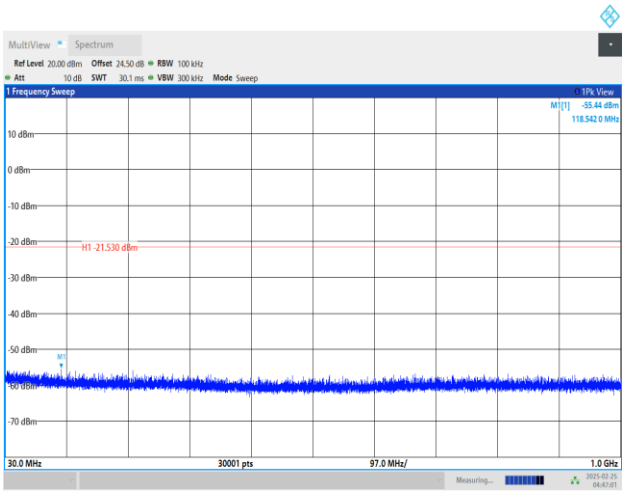	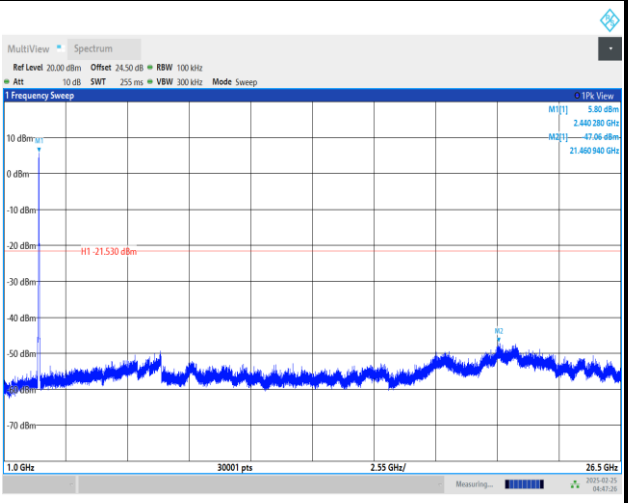

Test Mode :	802.11be EHT20_FullRU	Test Channel :	10

100kHz PSD reference Level	Channel 10 Plot
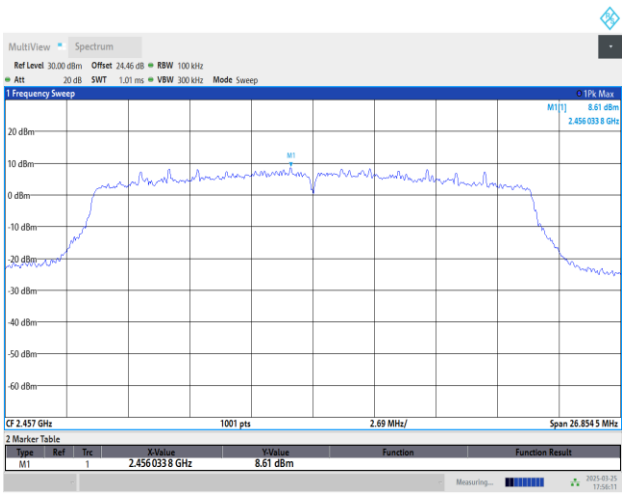	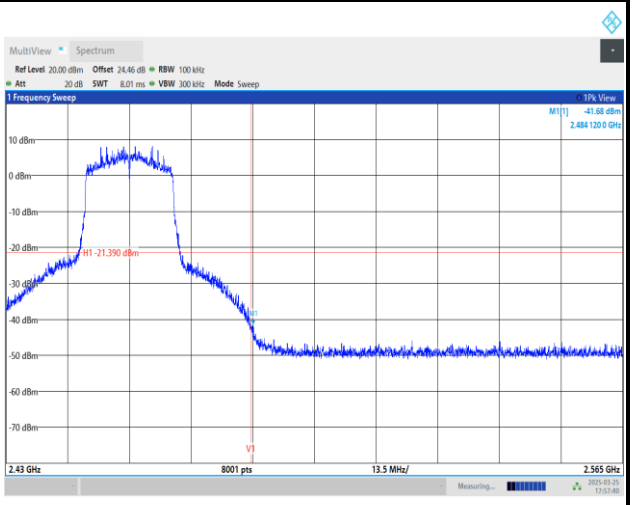
Spurious Emission 30MHz~1GHz	**Spurious Emission 1GHz~26.5GHz**
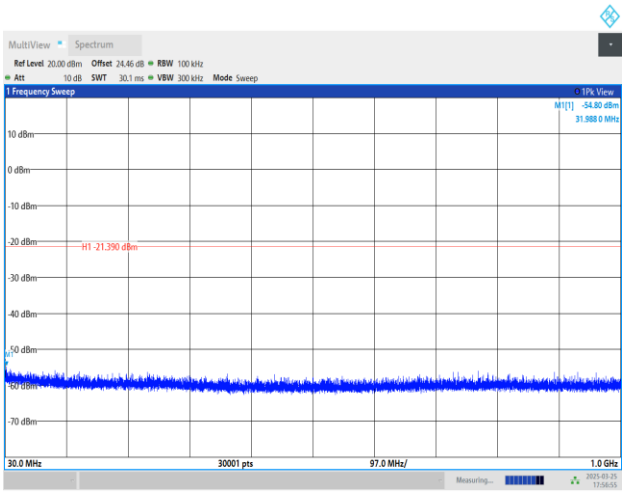	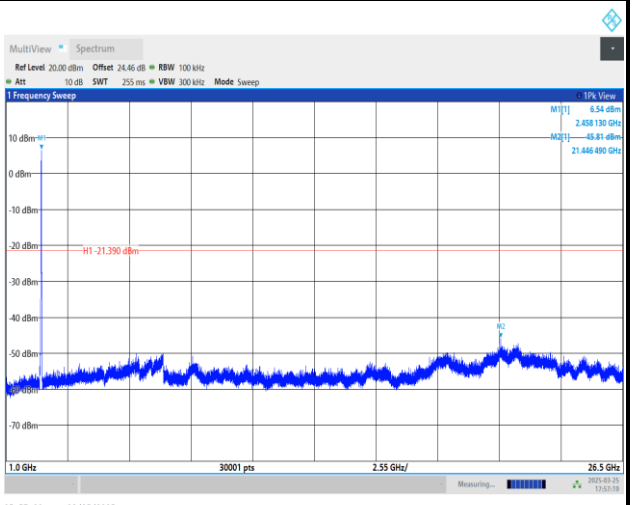

Test Mode :	802.11be EHT20_FullRU	Test Channel :	11

100kHz PSD reference Level	Channel 11 Plot
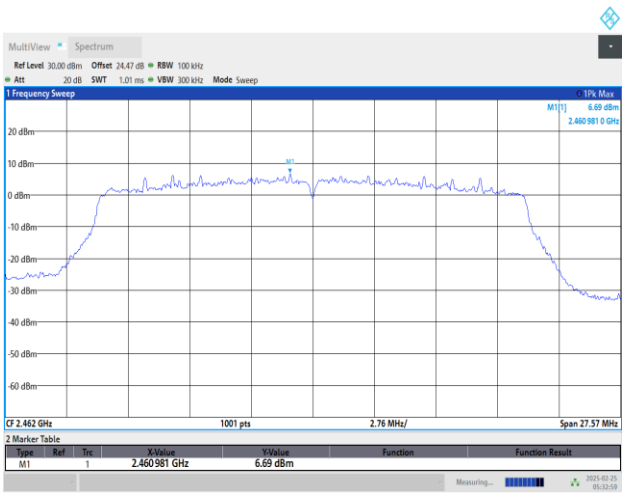	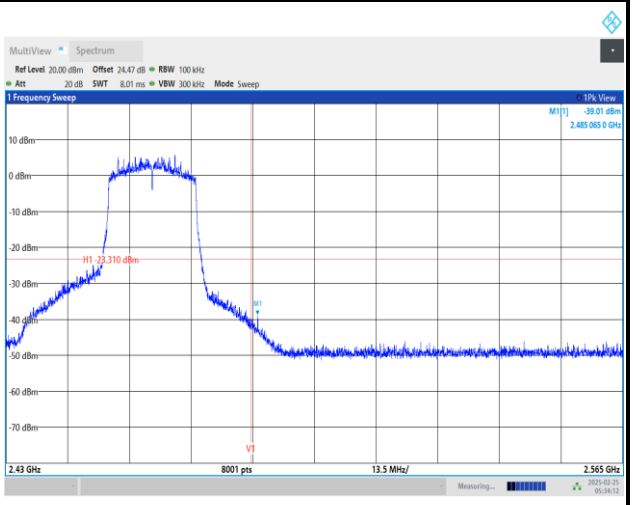
Spurious Emission 30MHz~1GHz	**Spurious Emission 1GHz~26.5GHz**
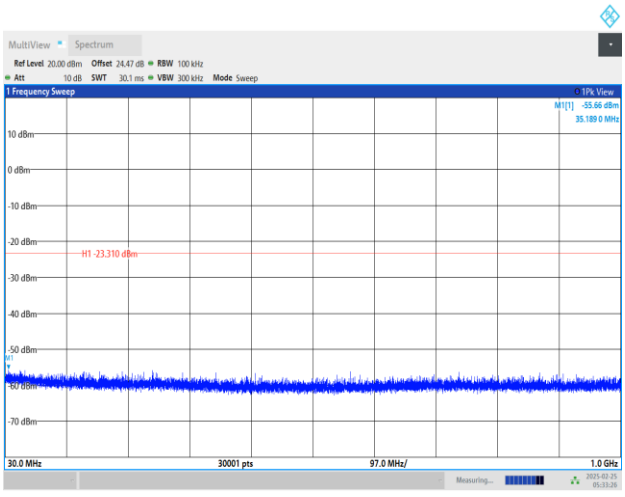	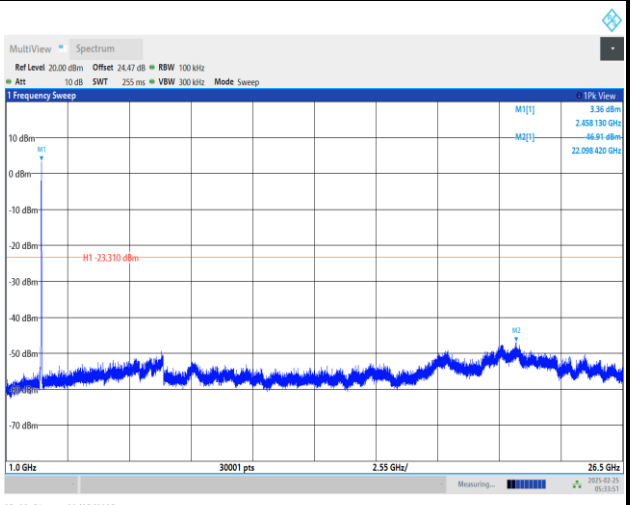

Test Mode :	802.11be EHT20_FullRU	Test Channel :	12

100kHz PSD reference Level	Channel 12 Plot
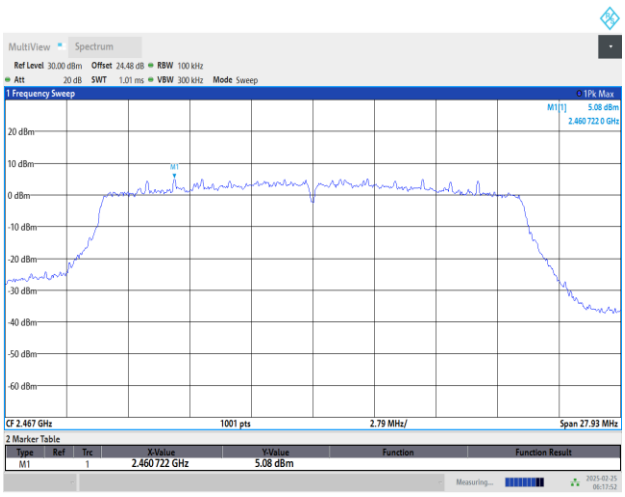	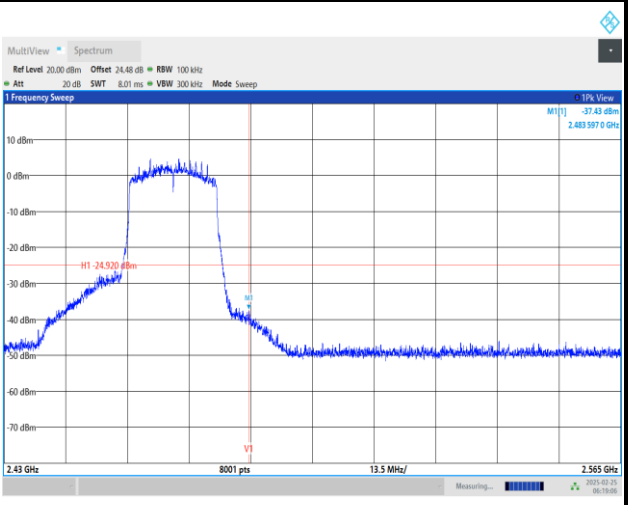
Spurious Emission 30MHz~1GHz	**Spurious Emission 1GHz~26.5GHz**
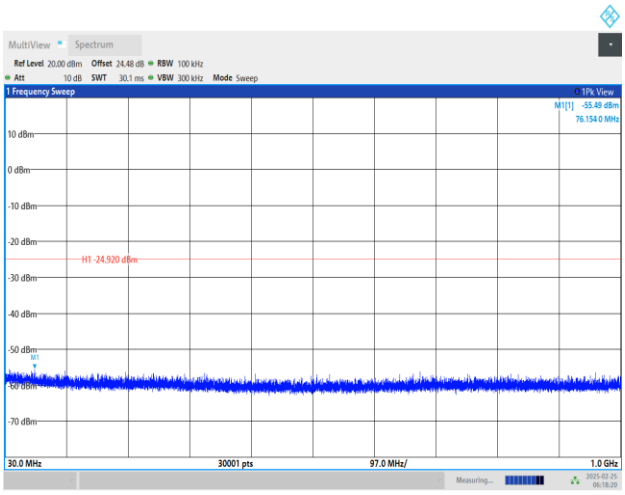	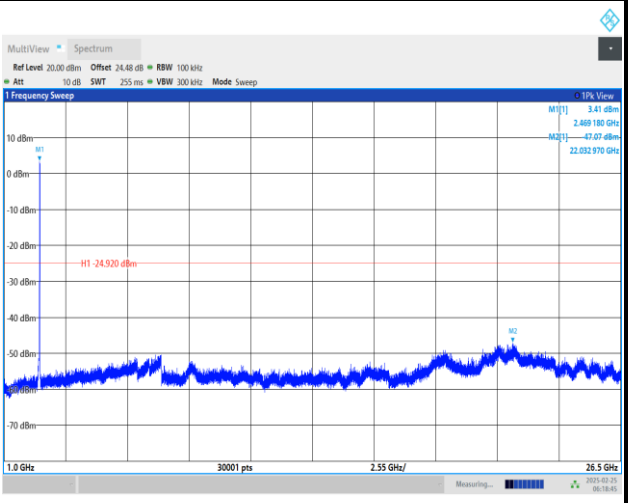

Test Mode :	802.11be EHT20_FullRU	Test Channel :	13

100kHz PSD reference Level	Channel 13 Plot
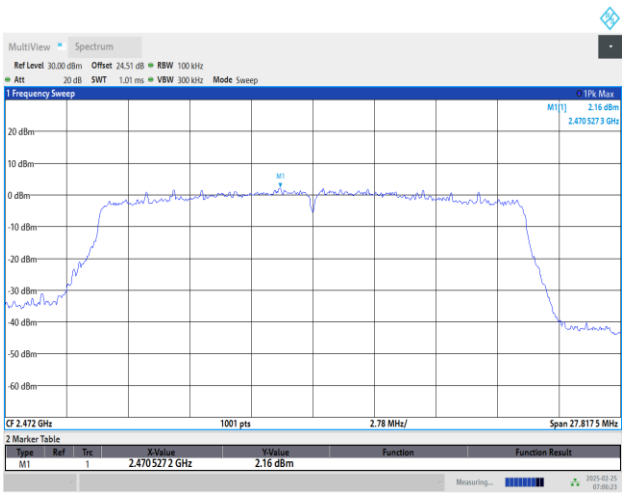	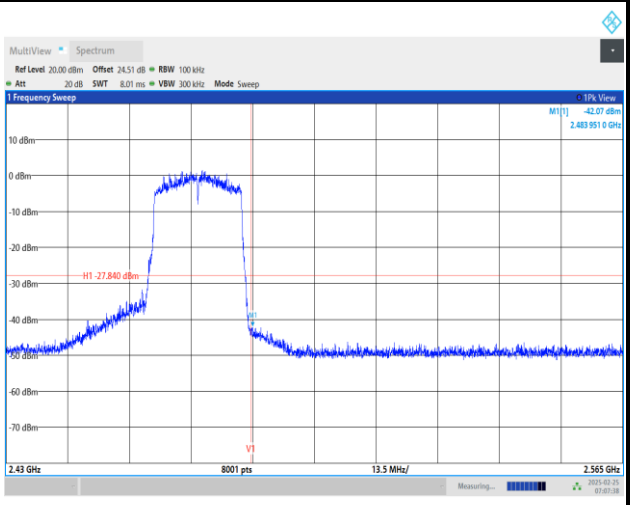
Spurious Emission 30MHz~1GHz	**Spurious Emission 1GHz~26.5GHz**
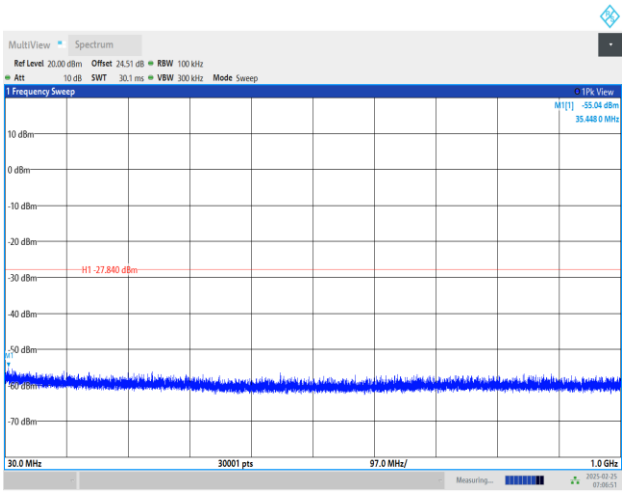	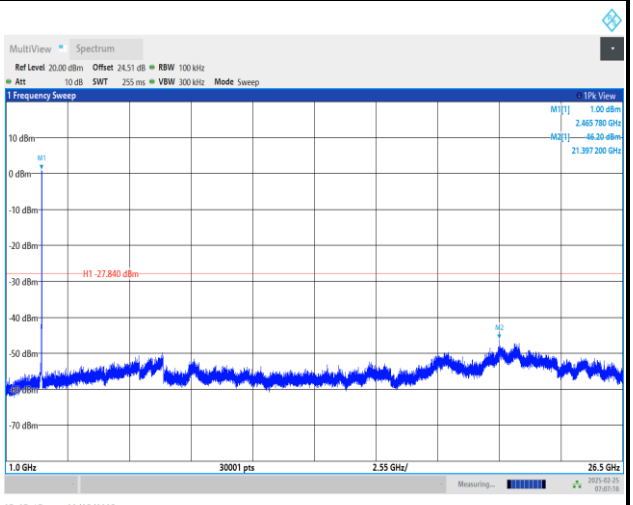

Number of TX = 2, Ant. 4 (Measured)

Test Mode :	802.11b	Test Channel :	01

100kHz PSD reference Level	Channel 01 Plot
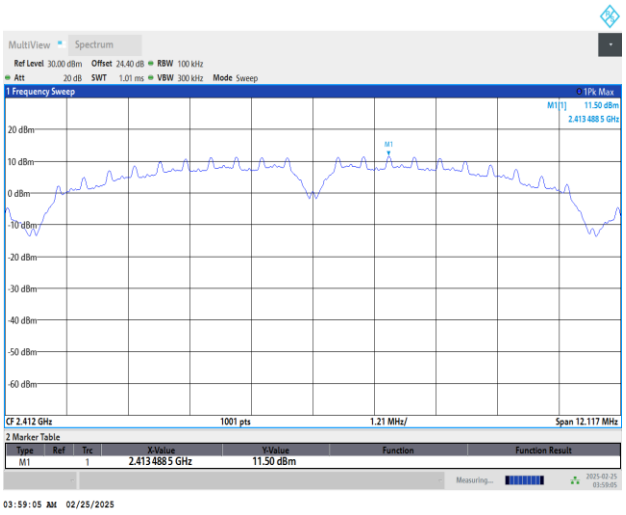	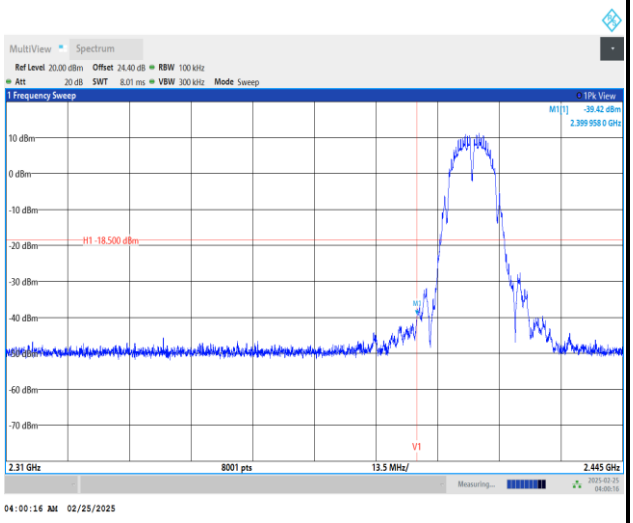
Spurious Emission 30MHz~1GHz	**Spurious Emission 1GHz~26.5GHz**
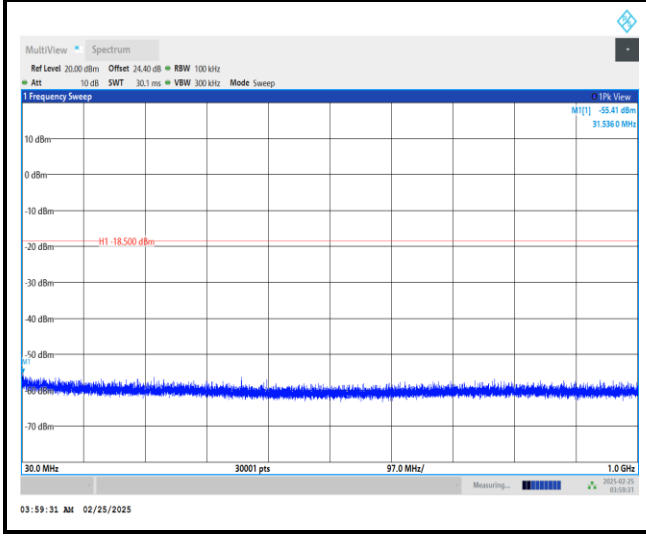	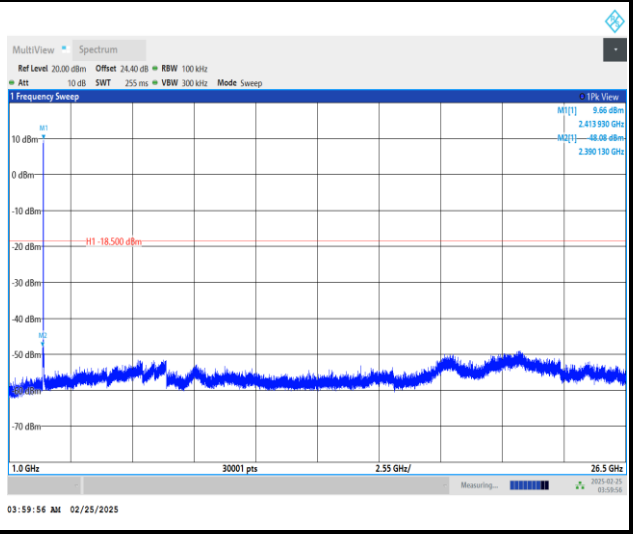

Test Mode :	802.11b	Test Channel :	06

100kHz PSD reference Level	Channel 06 Plot
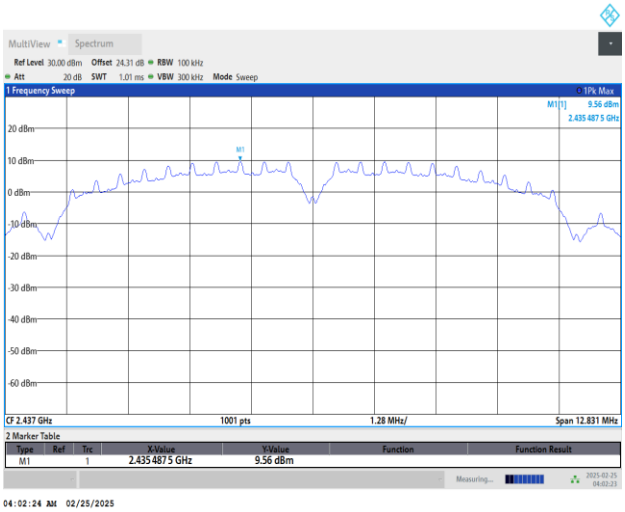	
Spurious Emission 30MHz~1GHz	**Spurious Emission 1GHz~26.5GHz**
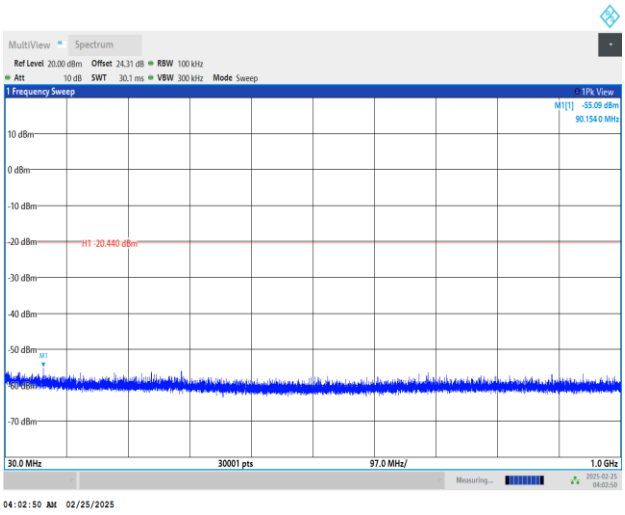	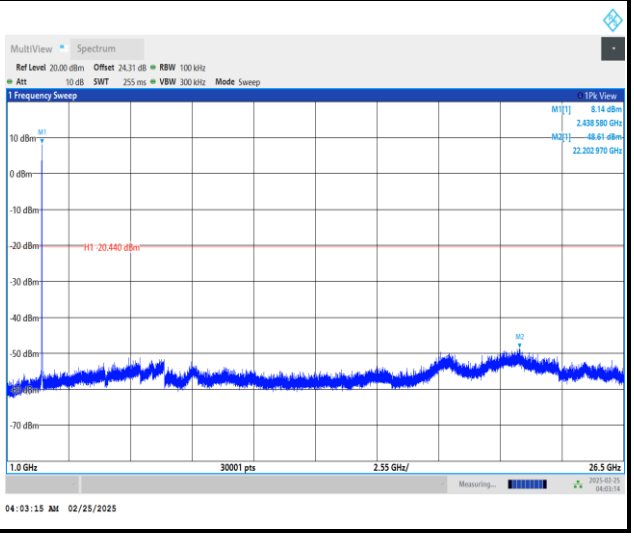

Test Mode :	802.11b	Test Channel :	11

100kHz PSD reference Level	Channel 11 Plot
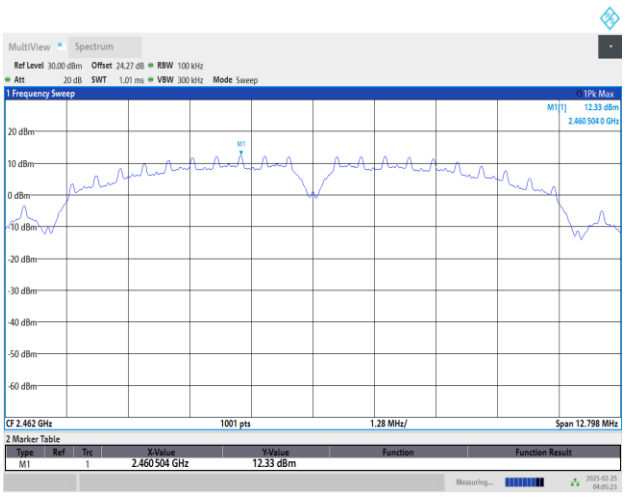	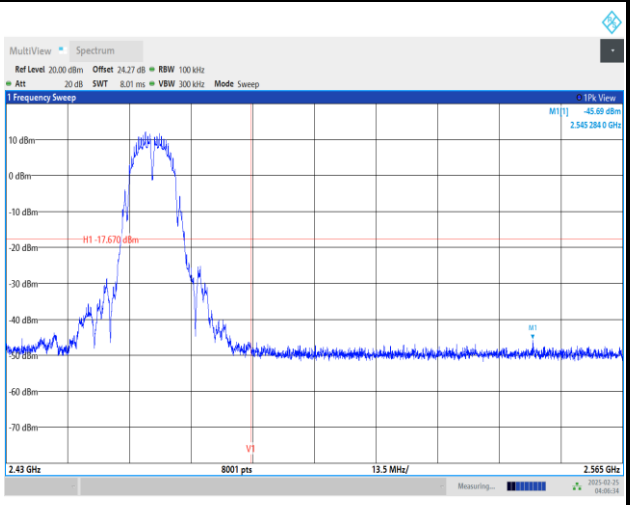
Spurious Emission 30MHz~1GHz	**Spurious Emission 1GHz~26.5GHz**
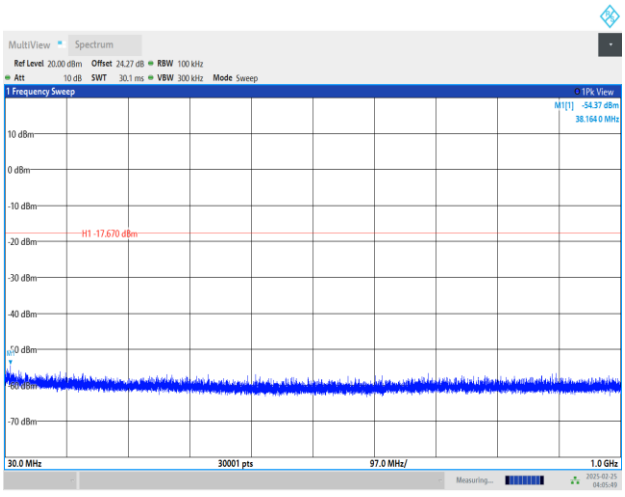	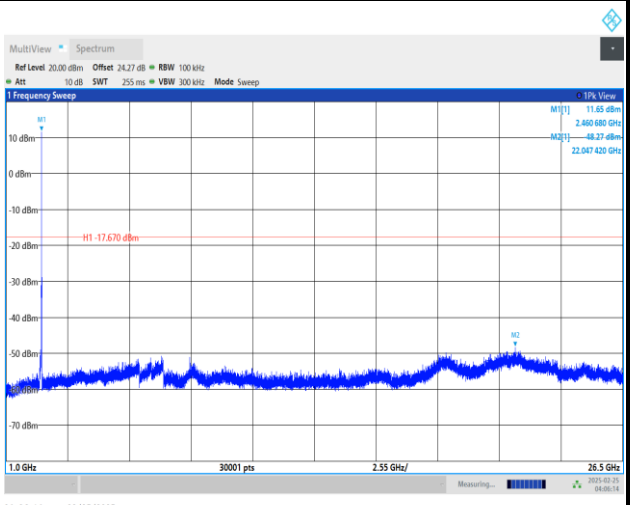

Test Mode :	802.11b	Test Channel :	12

100kHz PSD reference Level	Channel 12 Plot
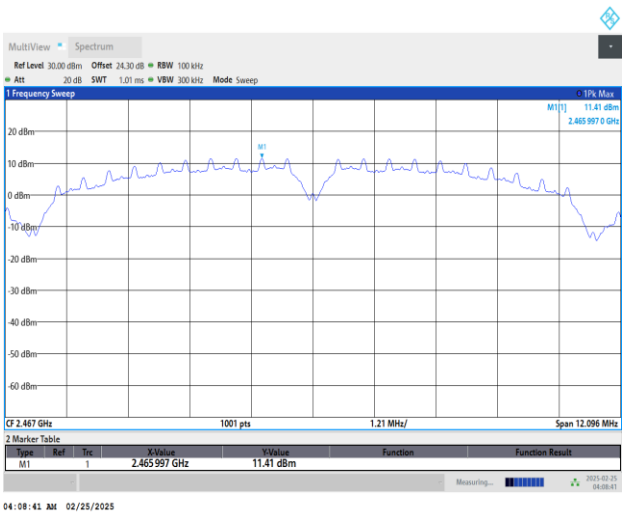	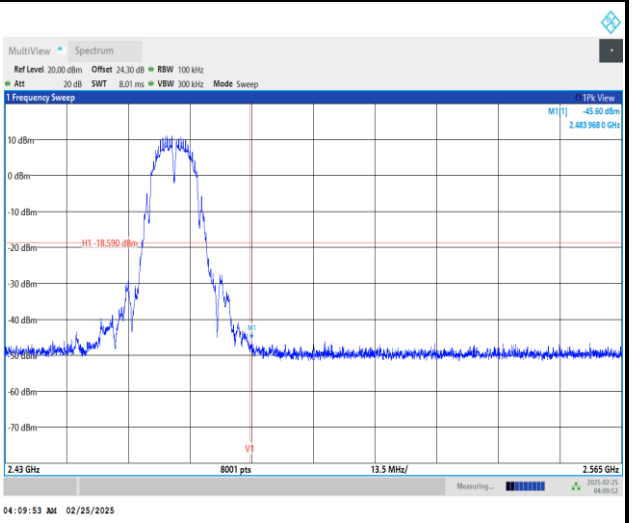
Spurious Emission 30MHz~1GHz	**Spurious Emission 1GHz~26.5GHz**
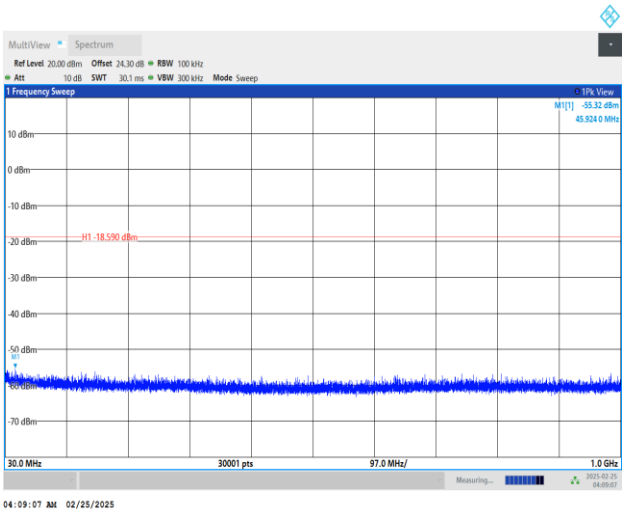	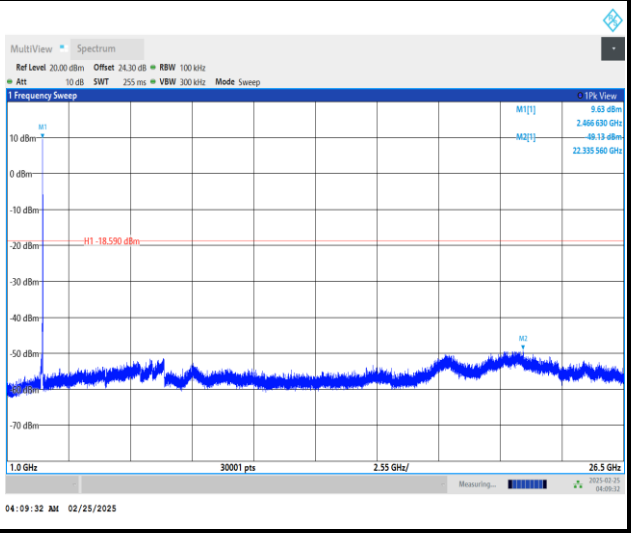

Test Mode :	802.11b	Test Channel :	13

100kHz PSD reference Level	Channel 13 Plot
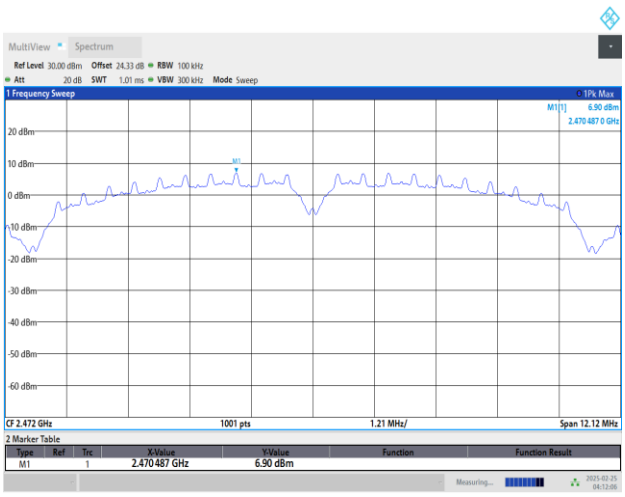	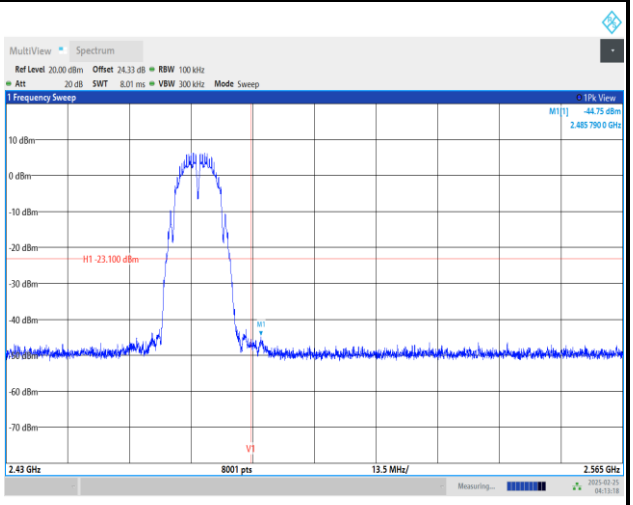
Spurious Emission 30MHz~1GHz	**Spurious Emission 1GHz~26.5GHz**
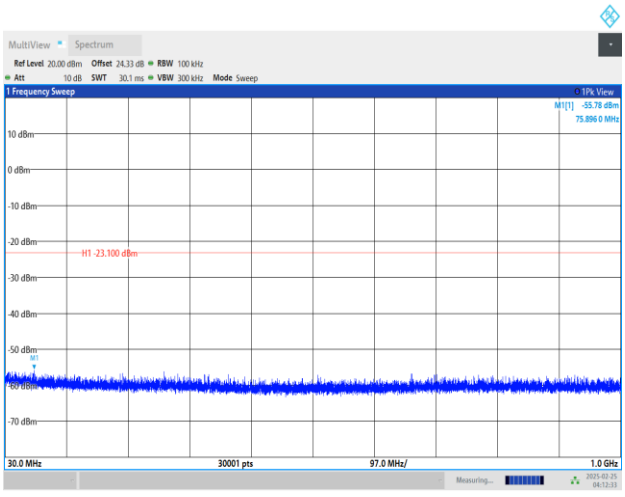	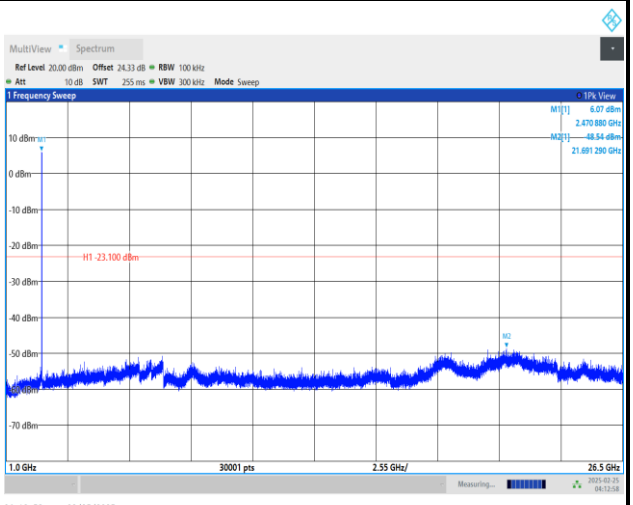

Test Mode :	802.11g	Test Channel :	01

100kHz PSD reference Level	Channel 01 Plot
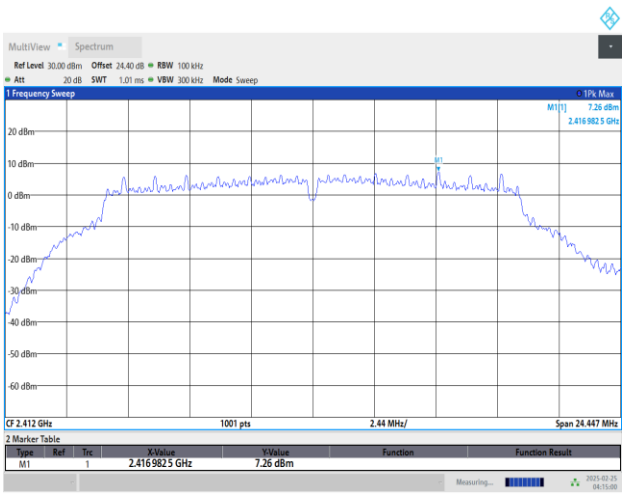	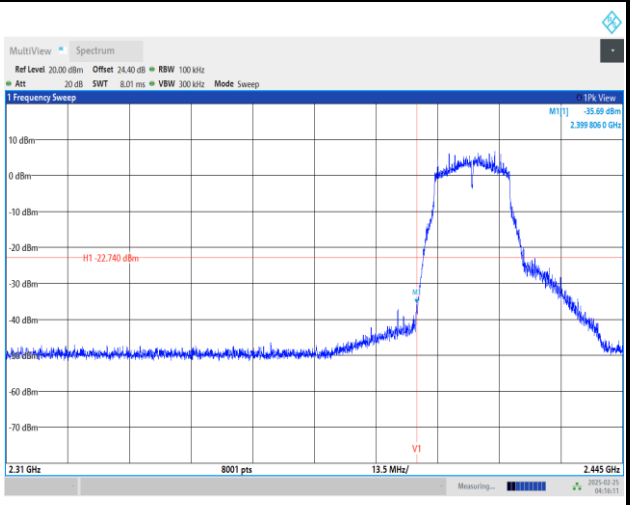
Spurious Emission 30MHz~1GHz	**Spurious Emission 1GHz~26.5GHz**
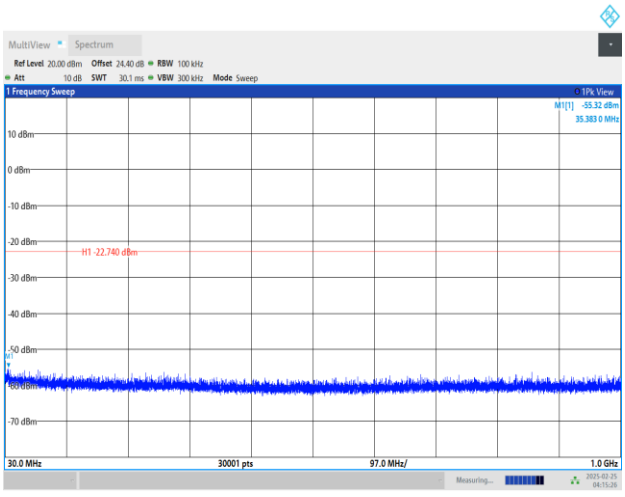	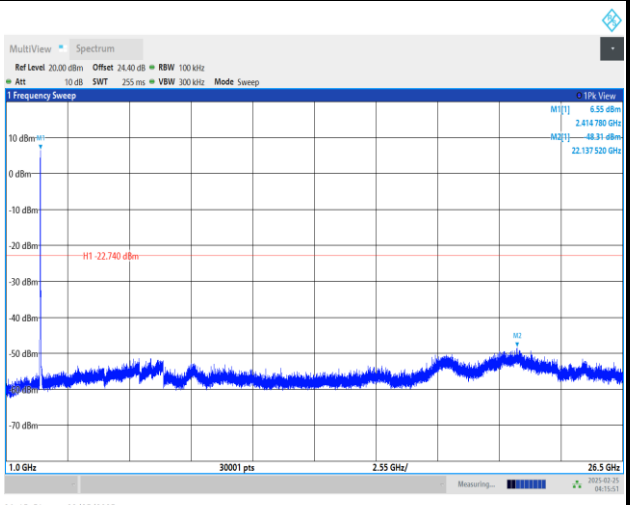

Test Mode :	802.11g	Test Channel :	02

100kHz PSD reference Level	Channel 02 Plot
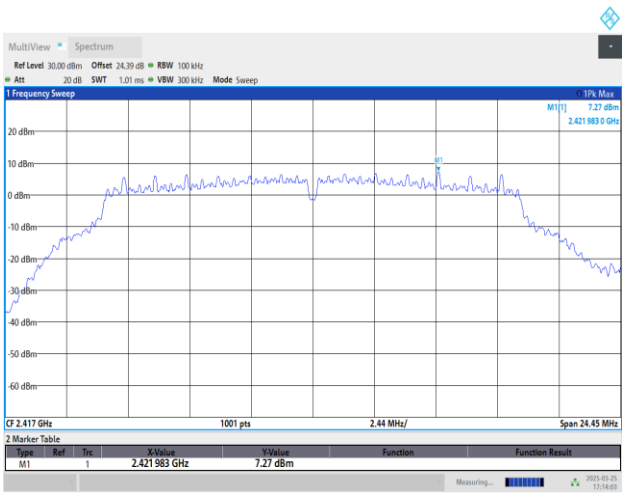	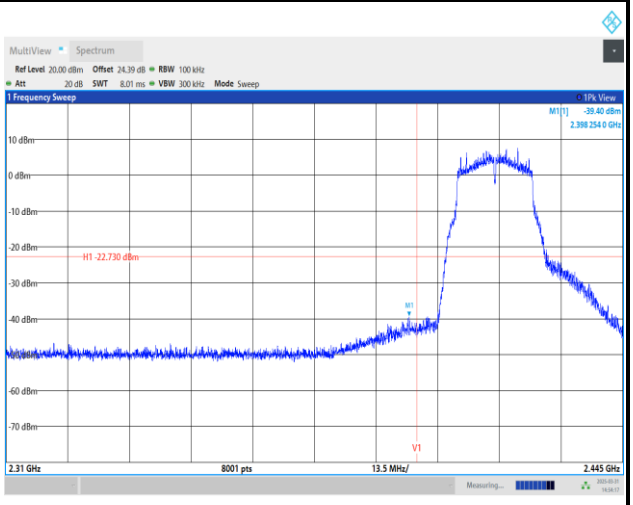
Spurious Emission 30MHz~1GHz	**Spurious Emission 1GHz~26.5GHz**
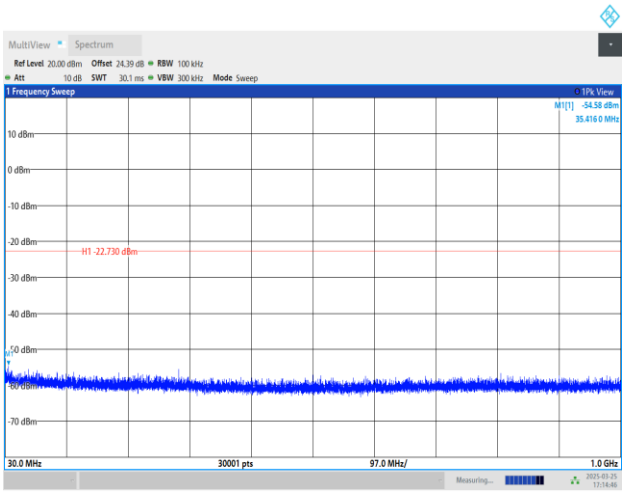	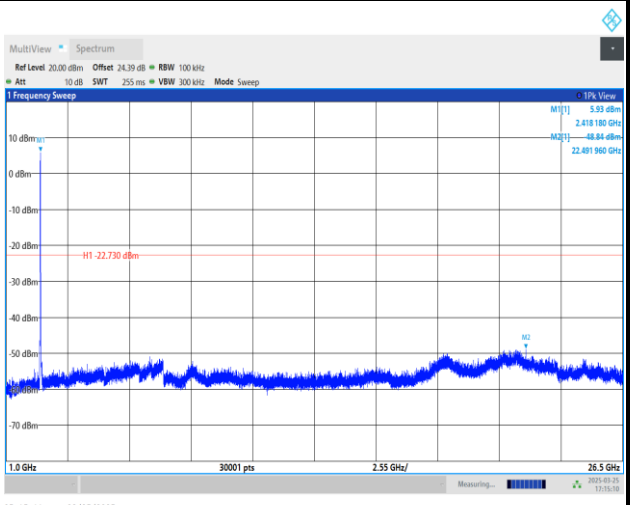

Test Mode :	802.11g	Test Channel :	06

100kHz PSD reference Level	Channel 06 Plot
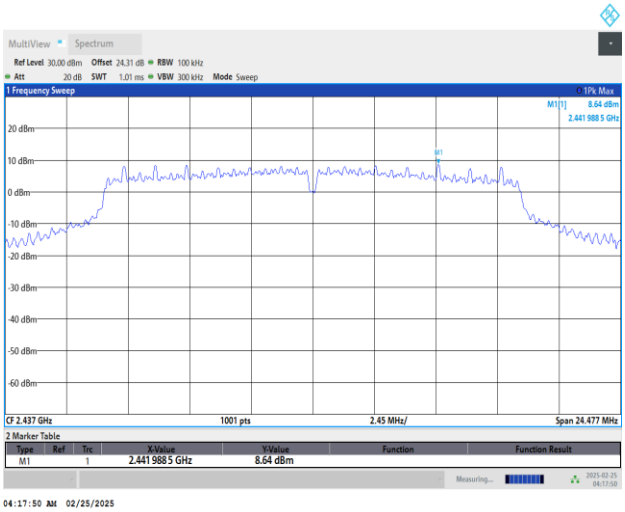	
Spurious Emission 30MHz~1GHz	**Spurious Emission 1GHz~26.5GHz**
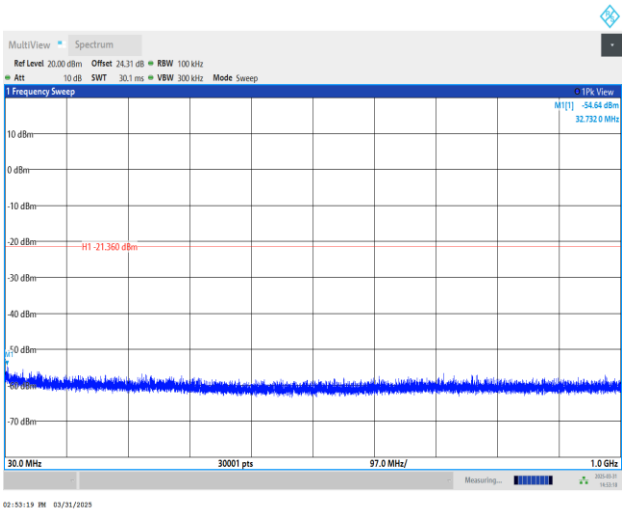	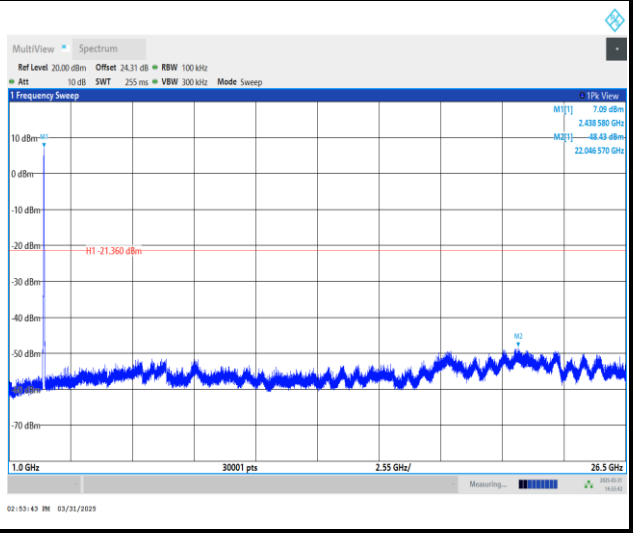

Test Mode :	802.11g	Test Channel :	10

100kHz PSD reference Level	Channel 10 Plot
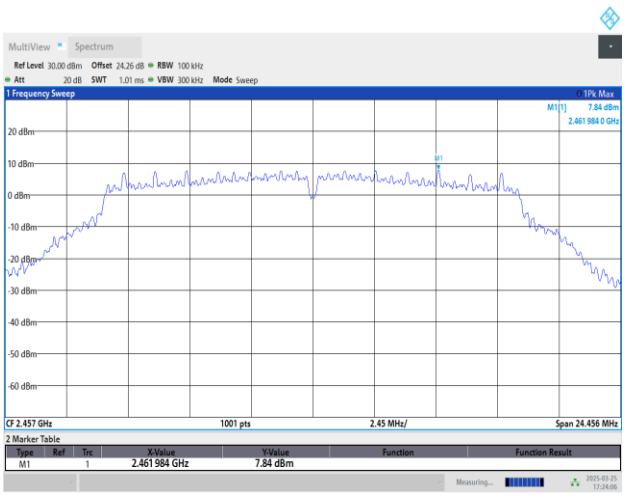	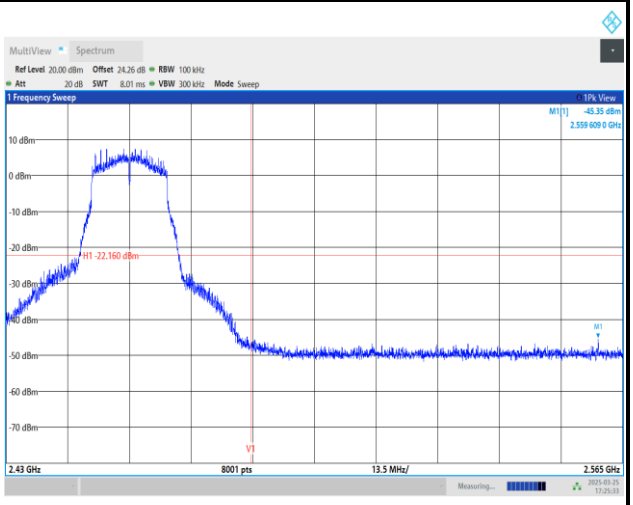
Spurious Emission 30MHz~1GHz	**Spurious Emission 1GHz~26.5GHz**
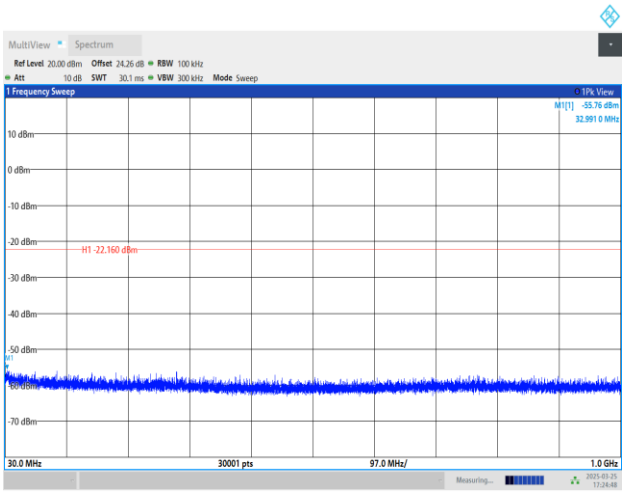	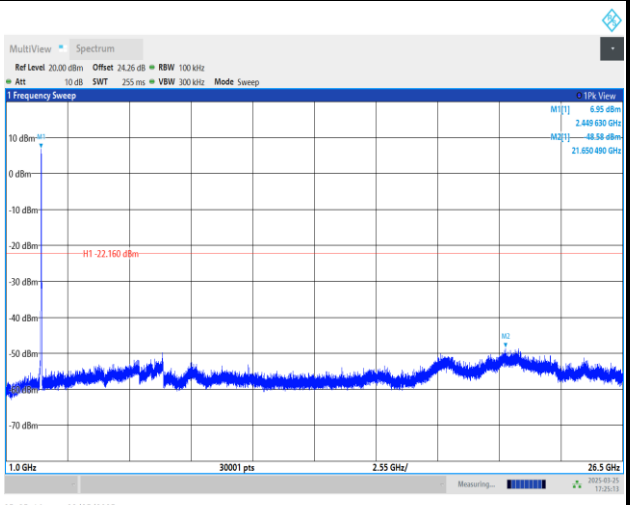

Test Mode :	802.11g	Test Channel :	11

100kHz PSD reference Level	Channel 11 Plot
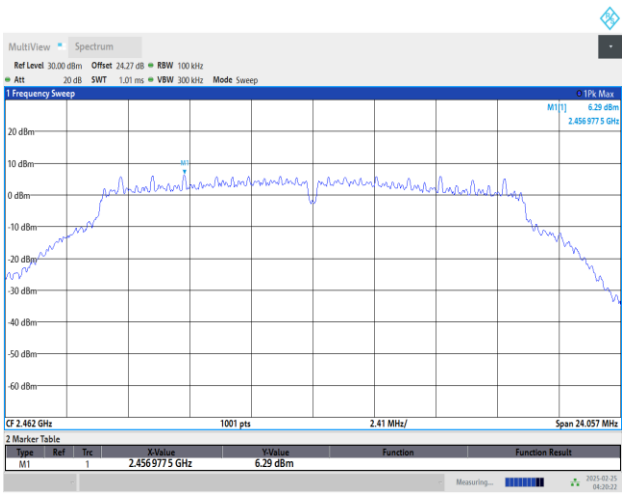	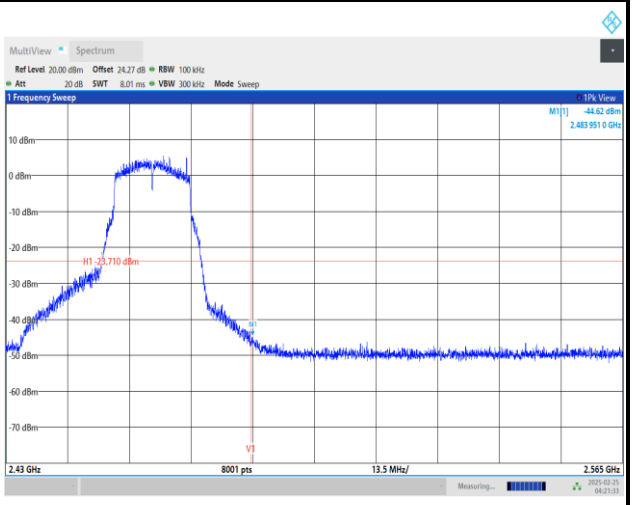
Spurious Emission 30MHz~1GHz	**Spurious Emission 1GHz~26.5GHz**
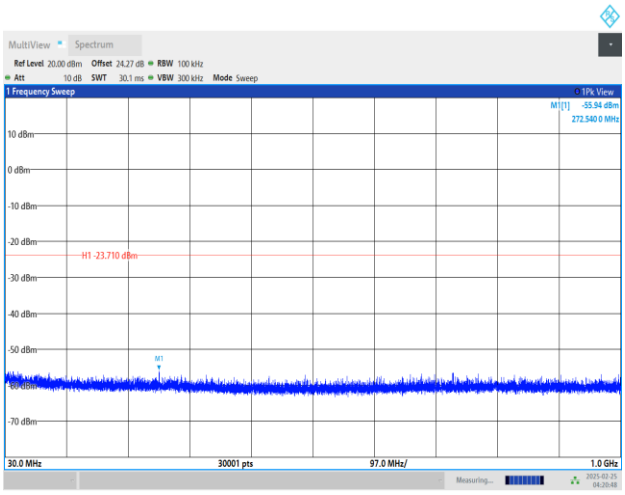	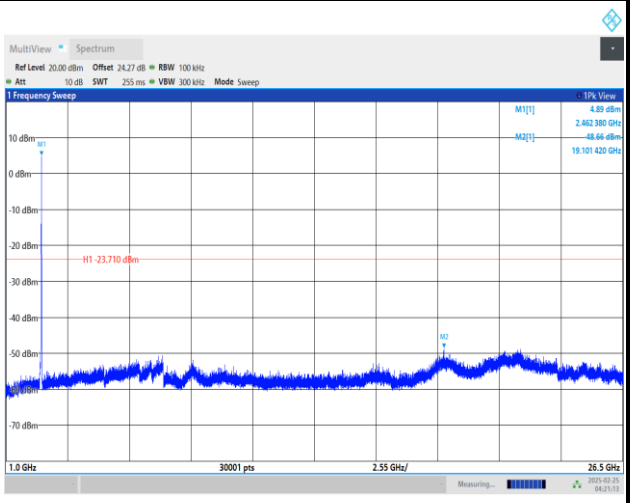

Test Mode :	802.11g	Test Channel :	12

100kHz PSD reference Level	Channel 12 Plot
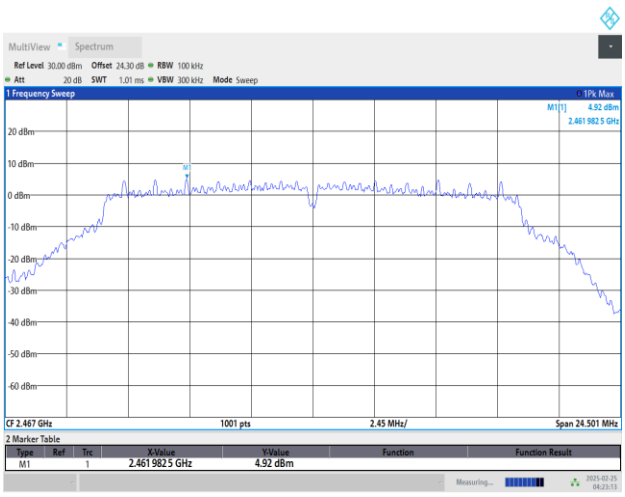	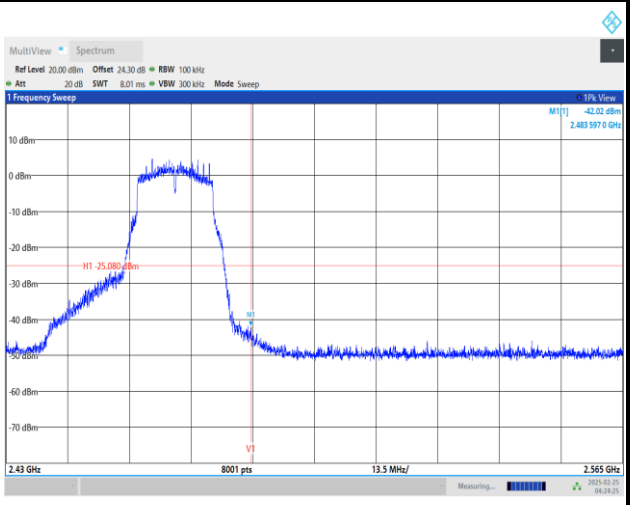
Spurious Emission 30MHz~1GHz	**Spurious Emission 1GHz~26.5GHz**
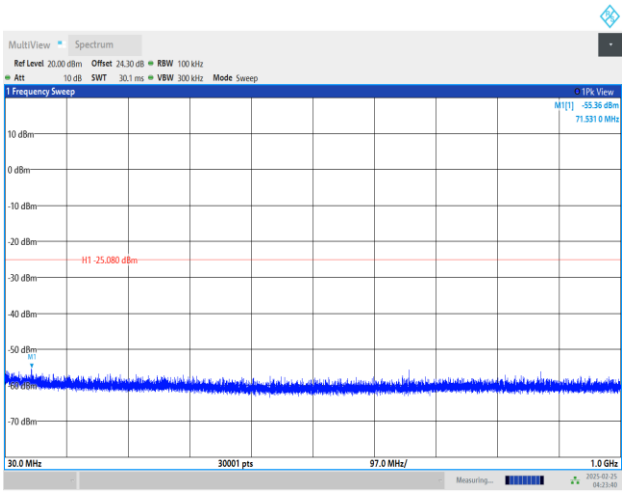	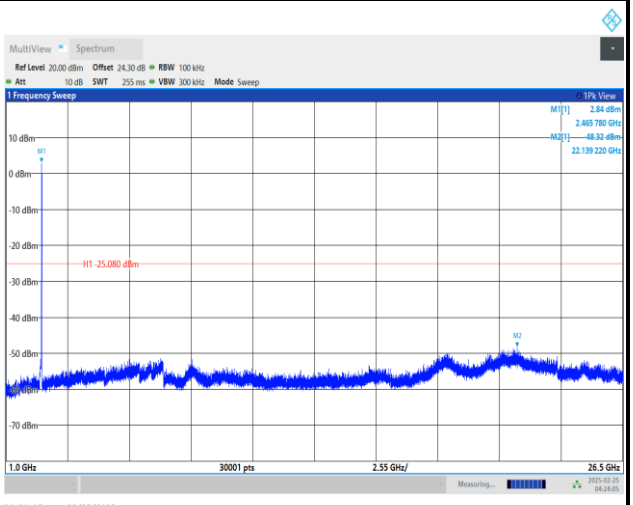

Test Mode :	802.11g	Test Channel :	13

100kHz PSD reference Level	Channel 13 Plot
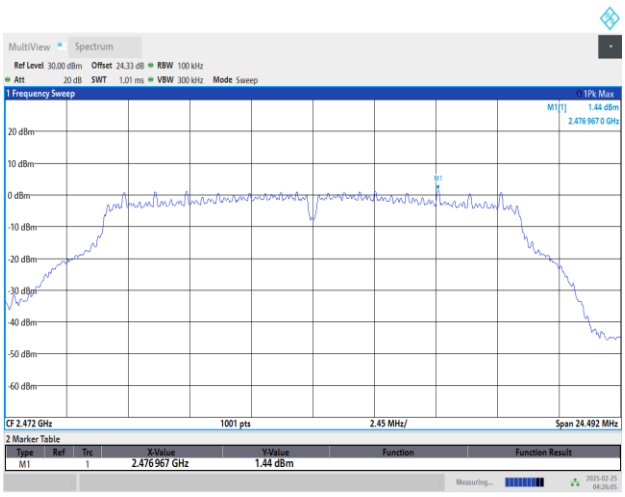	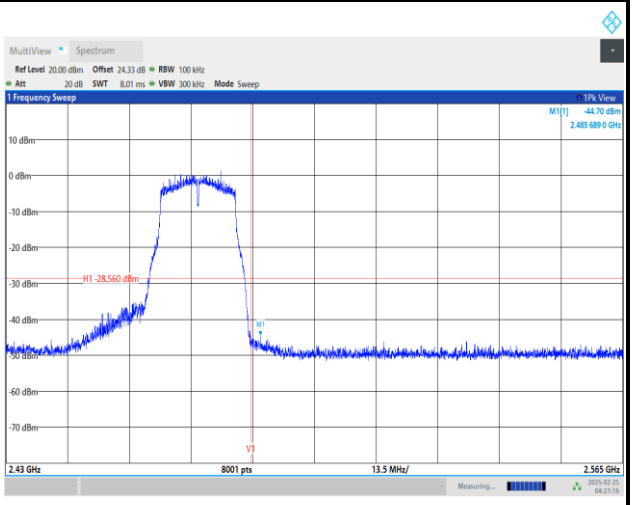
Spurious Emission 30MHz~1GHz	**Spurious Emission 1GHz~26.5GHz**
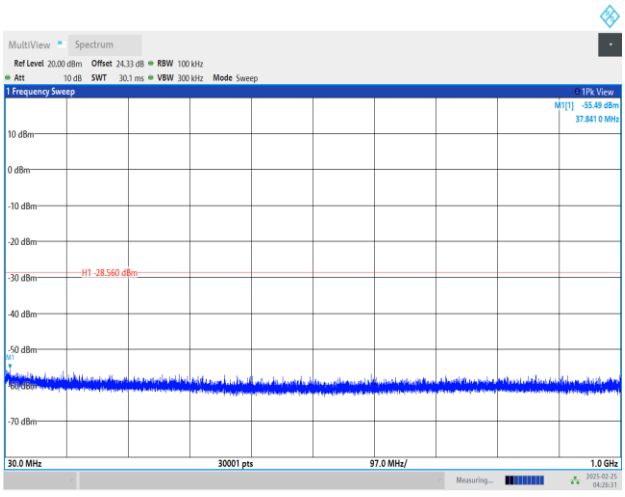	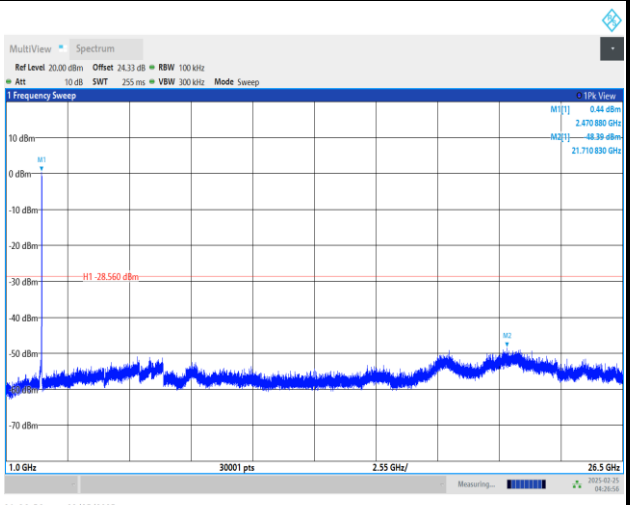

Test Mode :	802.11be EHT20_FullRU	Test Channel :	01

100kHz PSD reference Level	Channel 01 Plot
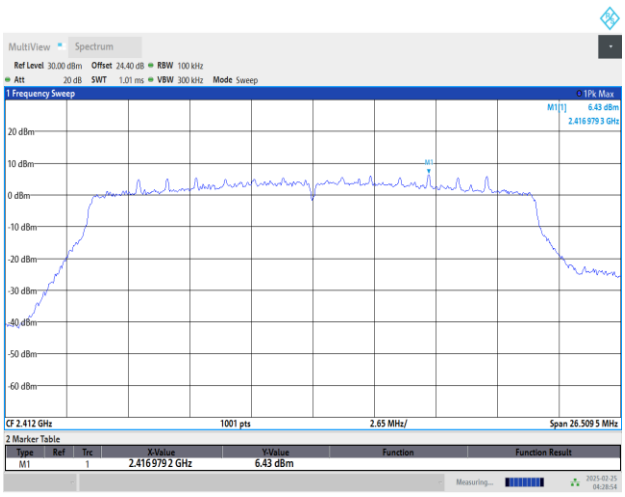	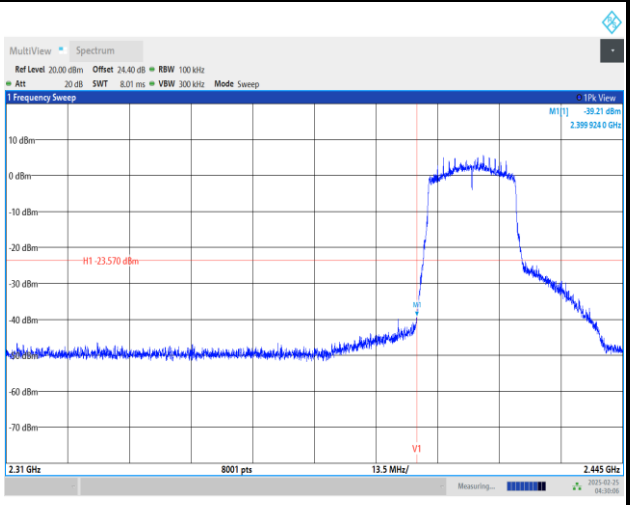
Spurious Emission 30MHz~1GHz	**Spurious Emission 1GHz~26.5GHz**
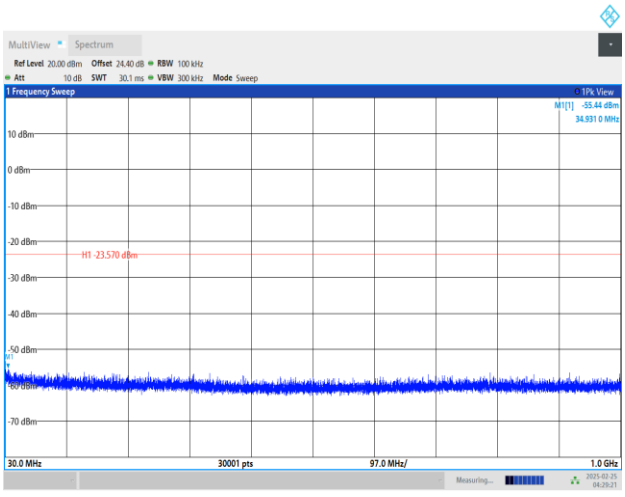	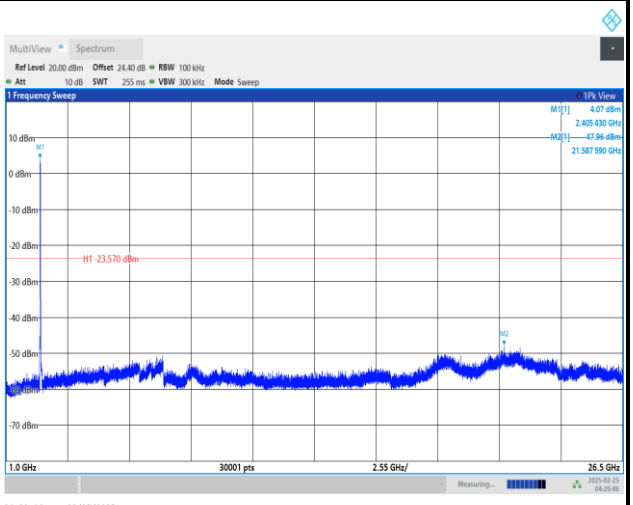

Test Mode :	802.11be EHT20_FullRU	Test Channel :	02

100kHz PSD reference Level	Channel 02 Plot
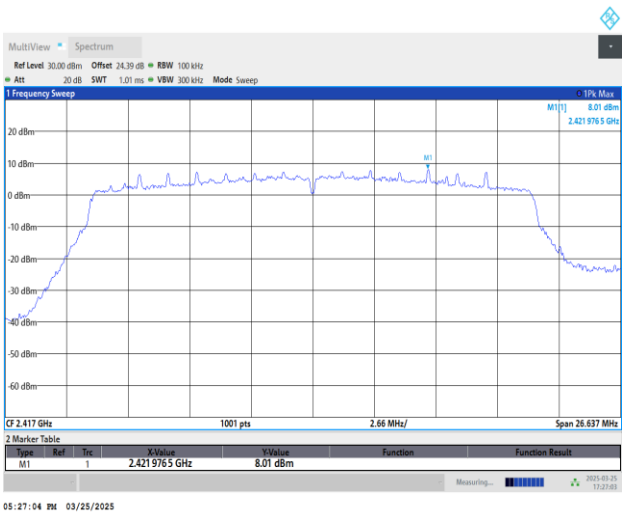	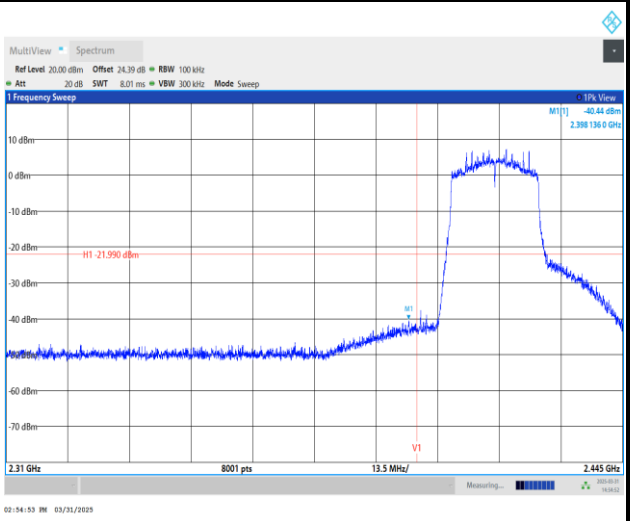
Spurious Emission 30MHz~1GHz	**Spurious Emission 1GHz~26.5GHz**
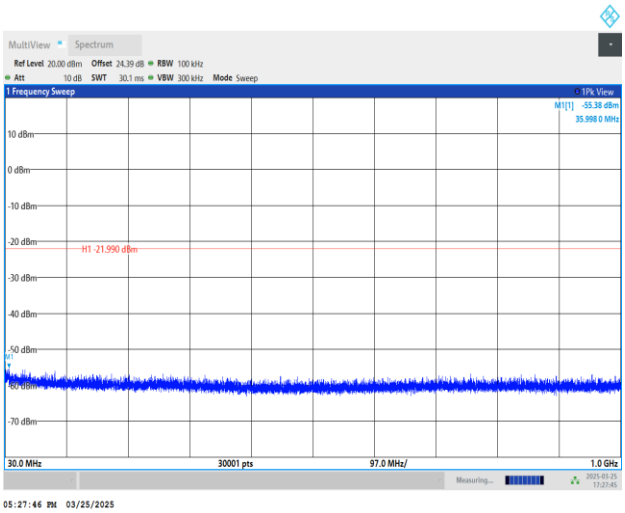	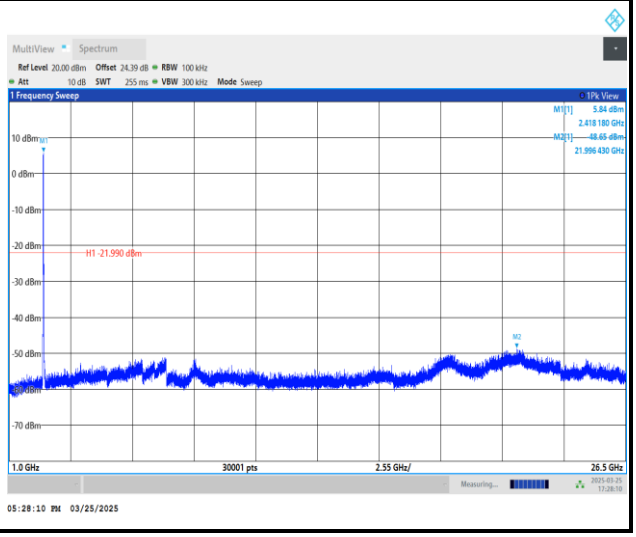

Test Mode :	802.11be EHT20_FullRU	Test Channel :	06

100kHz PSD reference Level	Channel 06 Plot
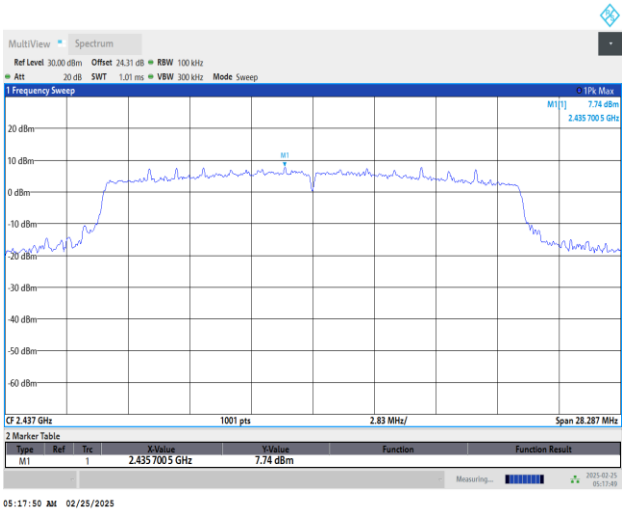	
Spurious Emission 30MHz~1GHz	**Spurious Emission 1GHz~26.5GHz**
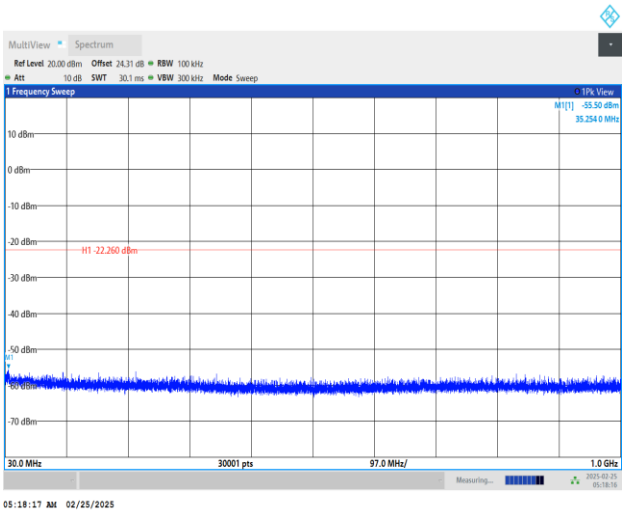	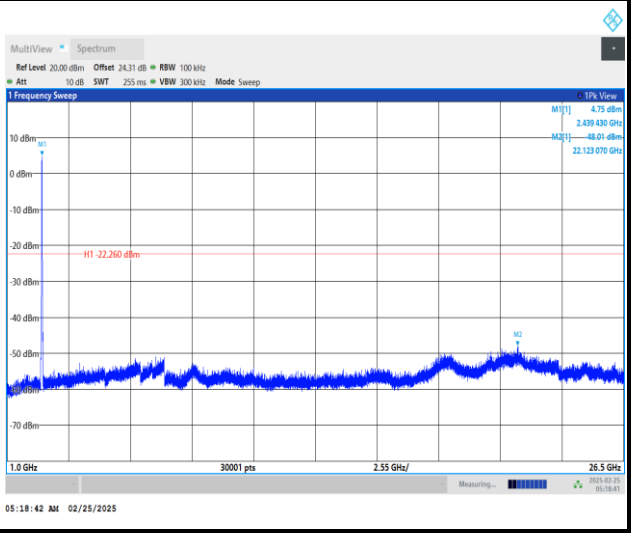

Test Mode :	802.11be EHT20_FullRU	Test Channel :	10

100kHz PSD reference Level	Channel 10 Plot
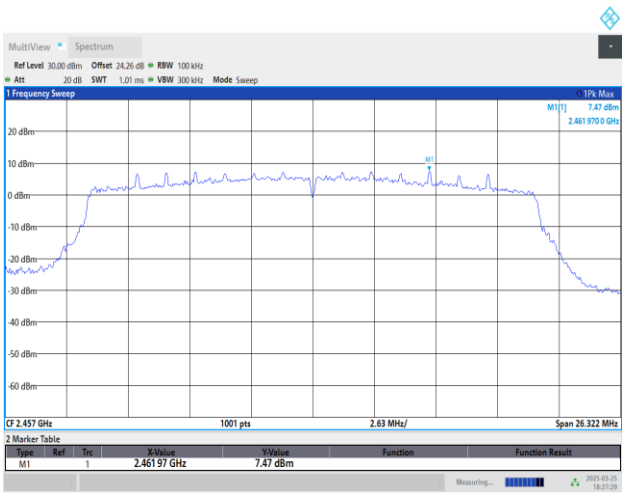	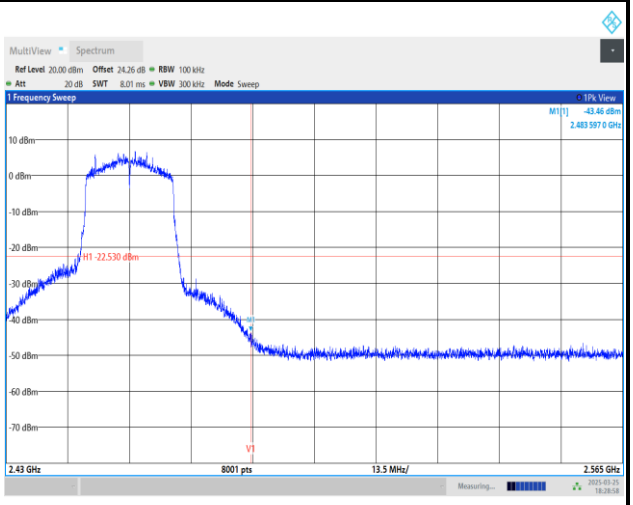
Spurious Emission 30MHz~1GHz	**Spurious Emission 1GHz~26.5GHz**
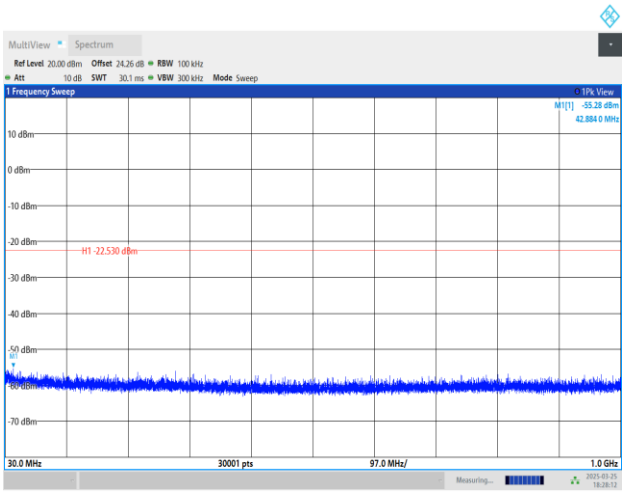	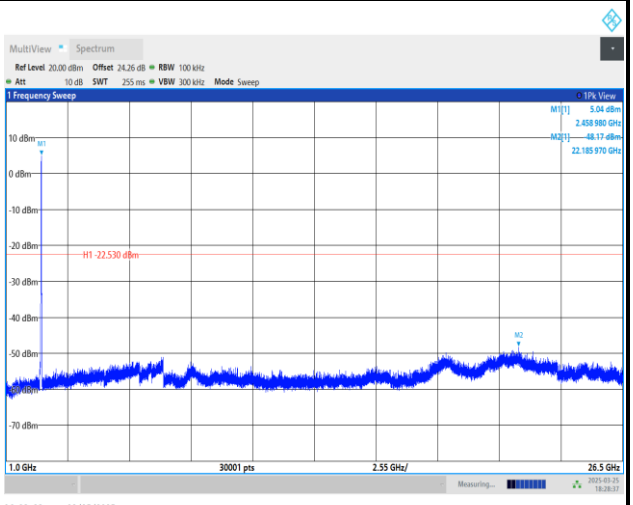

Test Mode :	802.11be EHT20_FullRU	Test Channel :	11

100kHz PSD reference Level	Channel 11 Plot
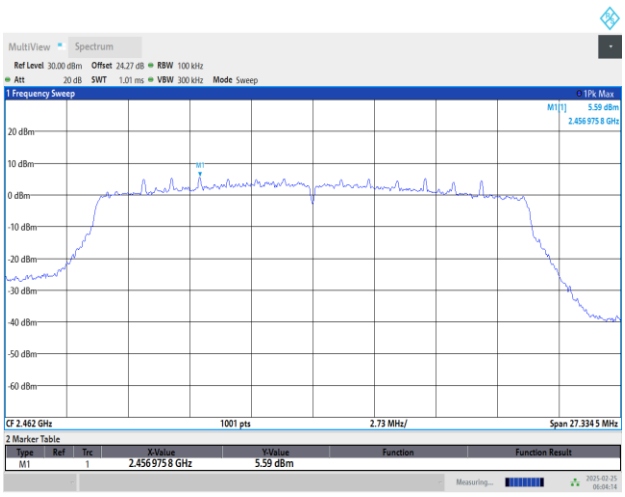	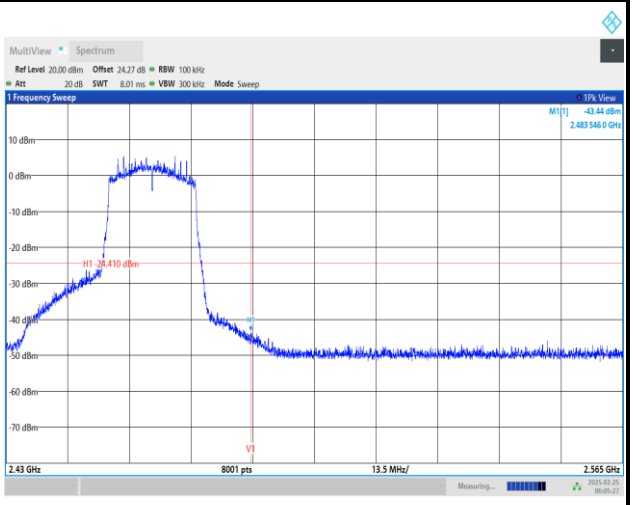
Spurious Emission 30MHz~1GHz	**Spurious Emission 1GHz~26.5GHz**
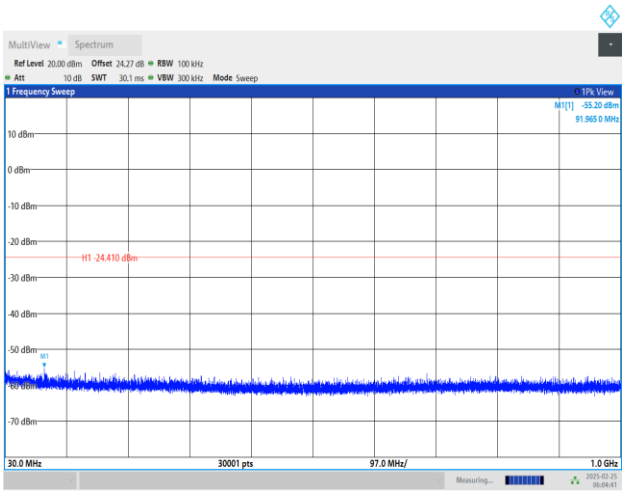	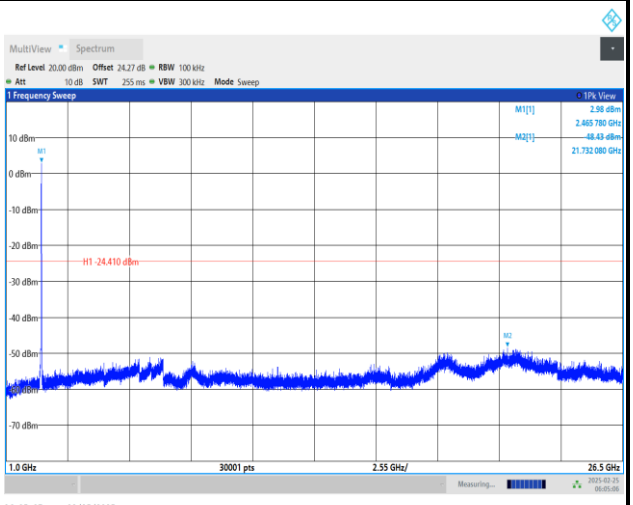

Test Mode :	802.11be EHT20_FullRU	Test Channel :	12

100kHz PSD reference Level	Channel 12 Plot
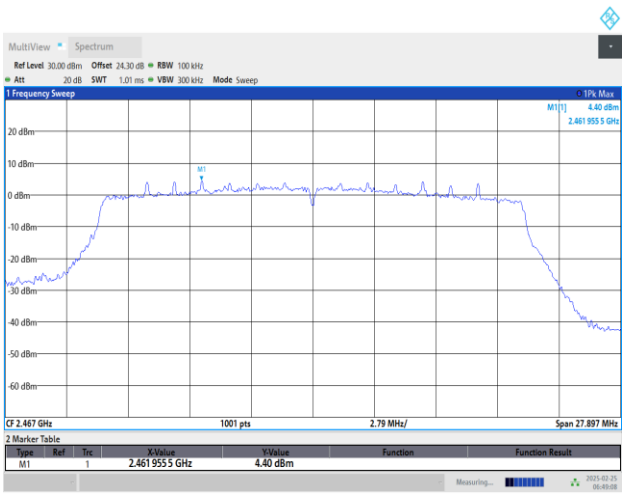	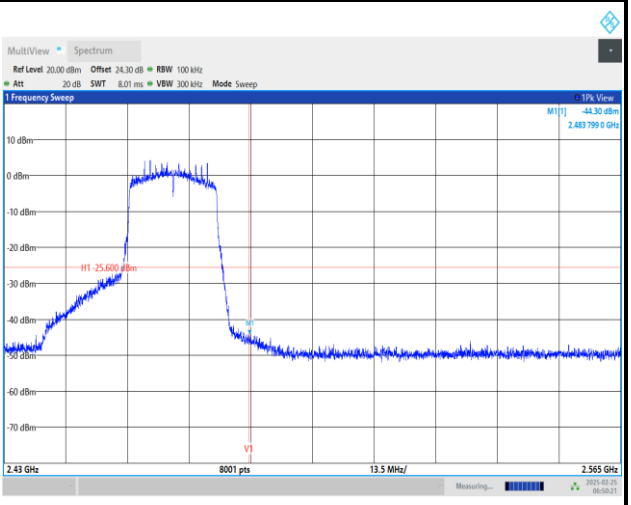
Spurious Emission 30MHz~1GHz	**Spurious Emission 1GHz~26.5GHz**
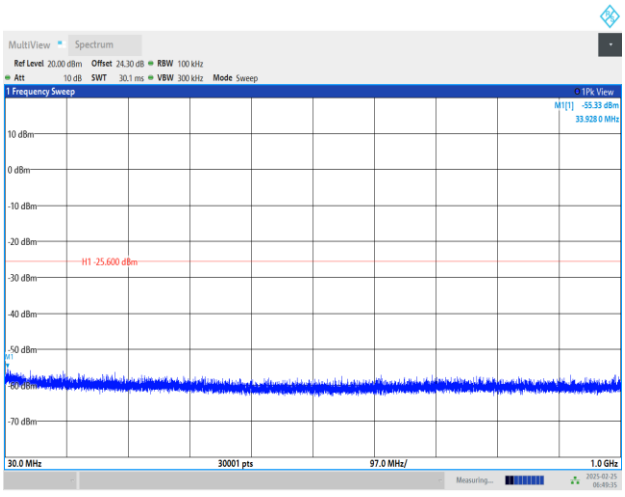	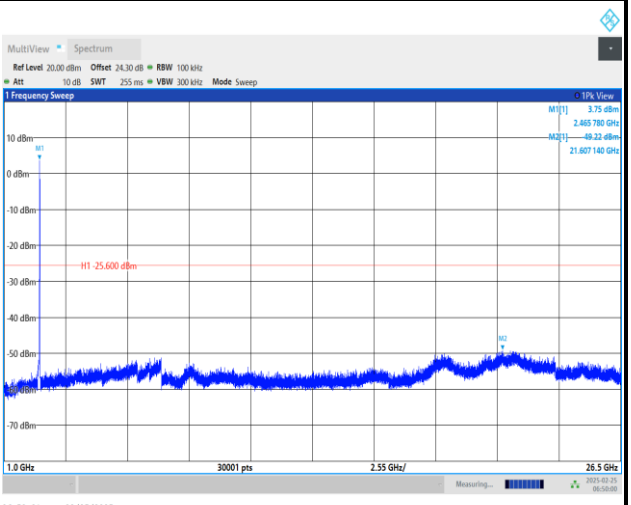

Test Mode :	802.11be EHT20_FullRU	Test Channel :	13

100kHz PSD reference Level	Channel 13 Plot
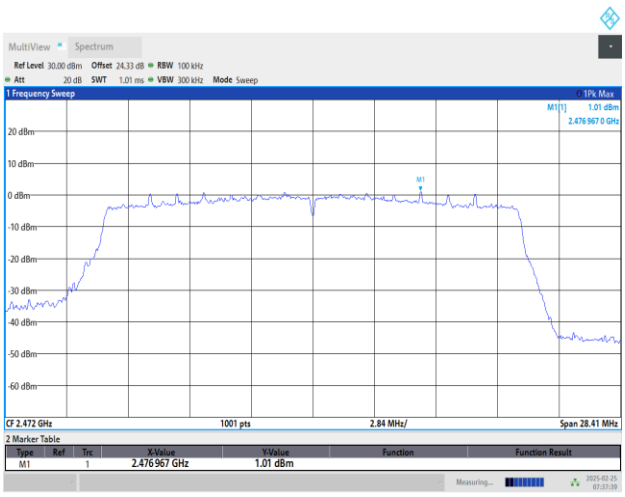	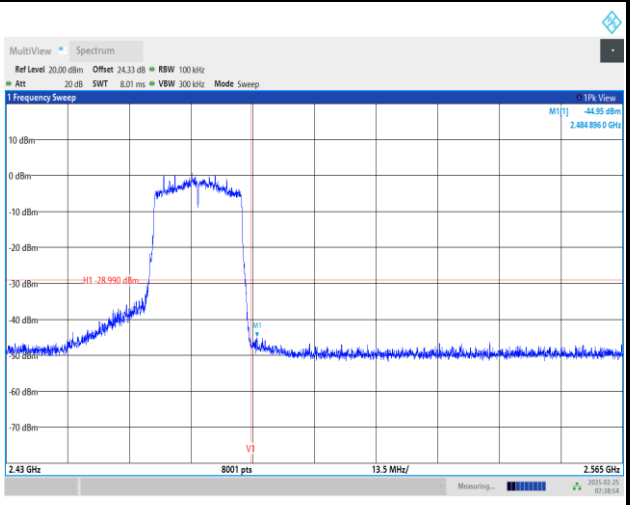
Spurious Emission 30MHz~1GHz	**Spurious Emission 1GHz~26.5GHz**
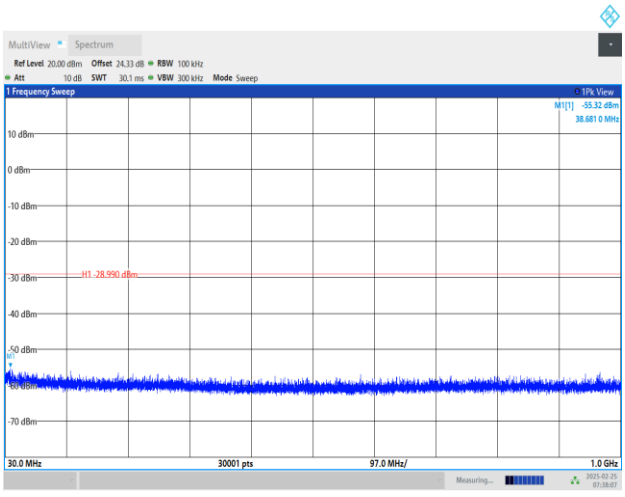	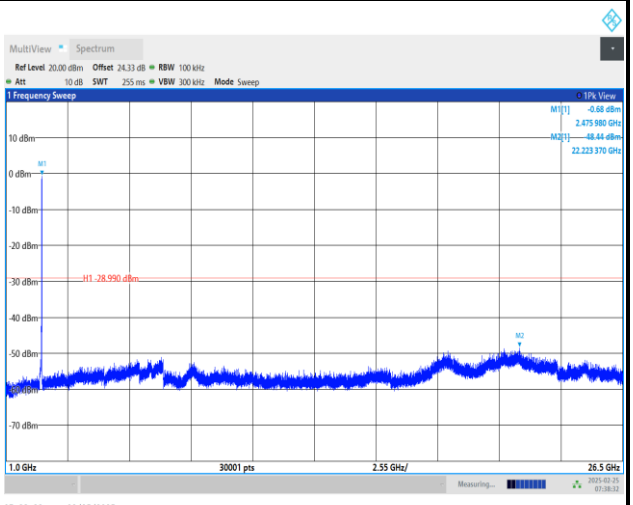

Appendix B. AC Conducted Emission Test Results

Test Engineer :	Louis Chung	**Temperature :**	16.1~22.7℃
		Relative Humidity :	45.9~48.9%

EUT Information

Report NO :	4N0918
Test Mode :	Mode 1
Test Voltage :	120Vac/60Hz
Phase :	Line

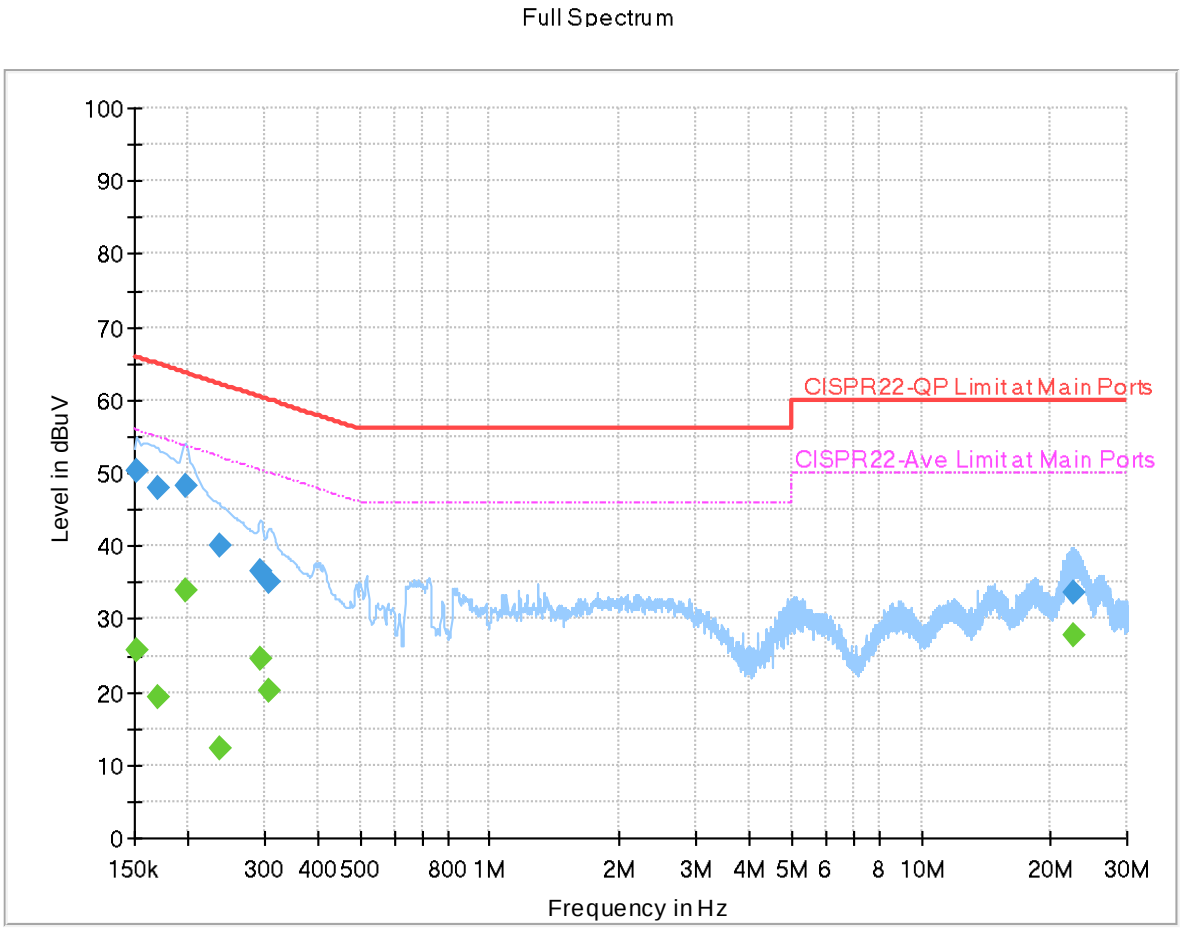

Final_Result

Frequency (MHz)	QuasiPeak (dBuV)	CAverage (dBuV)	Limit (dBuV)	Margin (dB)	Line	Filter	Corr. (dB)
0.152250	---	25.65	55.88	30.23	L1	OFF	19.8
0.152250	50.21	---	65.88	15.67	L1	OFF	19.8
0.170250	---	19.29	54.95	35.66	L1	OFF	19.8
0.170250	48.07	---	64.95	16.88	L1	OFF	19.8
0.197250	---	33.96	53.73	19.77	L1	OFF	19.8
0.197250	48.25	---	63.73	15.48	L1	OFF	19.8
0.237750	---	12.17	52.17	40.00	L1	OFF	19.8
0.237750	39.97	---	62.17	22.20	L1	OFF	19.8
0.294000	---	24.66	50.41	25.75	L1	OFF	19.8
0.294000	36.60	---	60.41	23.81	L1	OFF	19.8
0.307500	---	20.15	50.04	29.89	L1	OFF	19.8
0.307500	35.14	---	60.04	24.90	L1	OFF	19.8
22.440750	---	27.80	50.00	22.20	L1	OFF	20.7
22.440750	33.51	---	60.00	26.49	L1	OFF	20.7

EUT Information

Report NO :	4N0918
Test Mode :	Mode 1
Test Voltage :	120Vac/60Hz
Phase :	Neutral

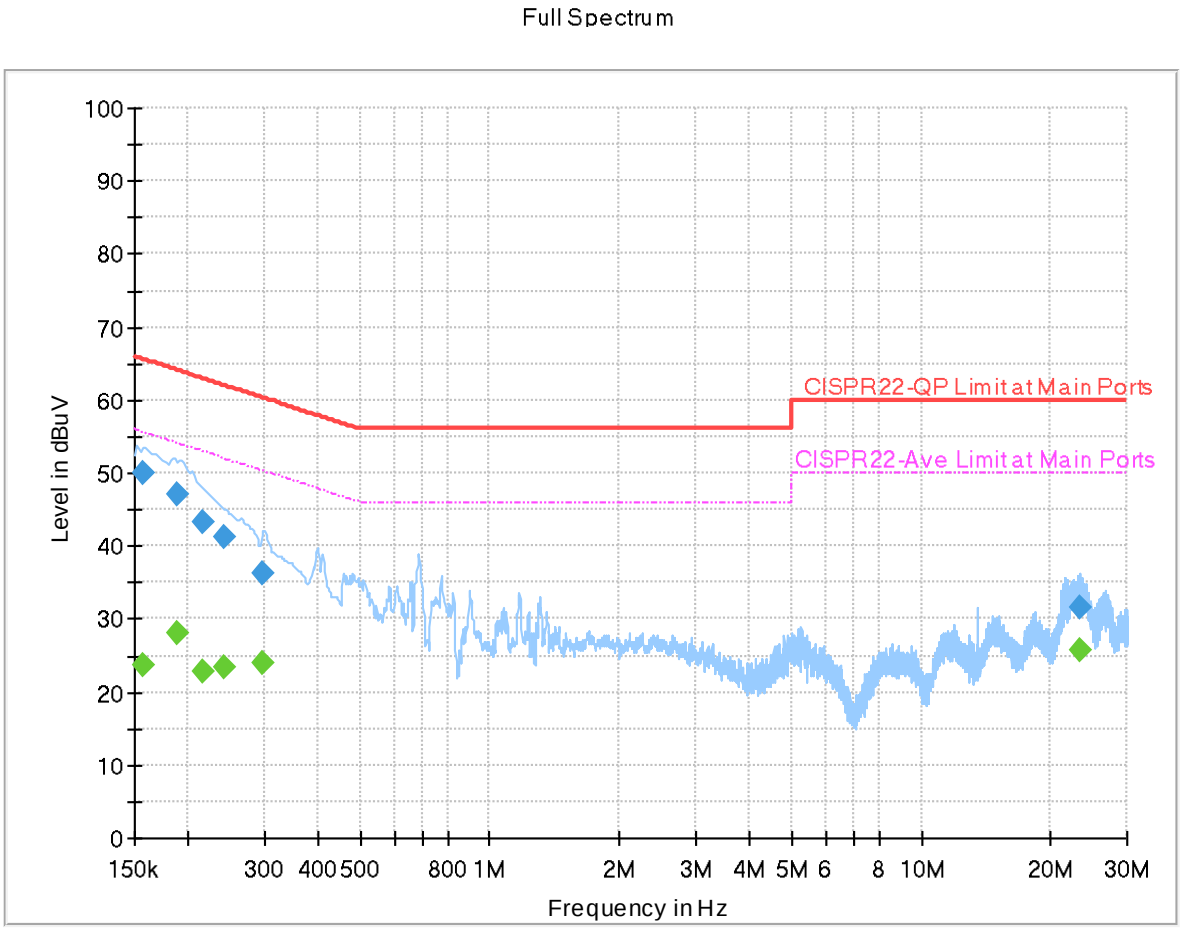

Final_Result

Frequency (MHz)	QuasiPeak (dBuV)	CAverage (dBuV)	Limit (dBuV)	Margin (dB)	Line	Filter	Corr. (dB)
0.156750	---	23.60	55.63	32.03	N	OFF	19.8
0.156750	50.08	---	65.63	15.55	N	OFF	19.8
0.188250	---	28.06	54.11	26.05	N	OFF	19.8
0.188250	47.18	---	64.11	16.93	N	OFF	19.8
0.215385	---	22.67	53.00	30.33	N	OFF	19.8
0.215385	43.30	---	63.00	19.70	N	OFF	19.8
0.242250	---	23.36	52.02	28.66	N	OFF	19.8
0.242250	41.23	---	62.02	20.79	N	OFF	19.8
0.296250	---	23.97	50.35	26.38	N	OFF	19.8
0.296250	36.21	---	60.35	24.14	N	OFF	19.8
23.335800	---	25.76	50.00	24.24	N	OFF	20.8
23.335800	31.52	---	60.00	28.48	N	OFF	20.8

Appendix C. Radiated Spurious Emission Test Data

Test Engineer :	Jerry Lan, Gary Guo and Steven Wu	**Temperature :**	20~26°C
		Relative Humidity :	40~65%

Note symbol

-L	**Low channel location**
-R	**High channel location**

C1. Radiated Spurious Emission Test Modes

Mode	Band (MHz)	Antenna	Modulation	Channel	Frequency	Data Rate	RU	Remark
Mode 55	2400-2483.5	3	802.11b	01	2412	1Mbps	-	-
Mode 56	2400-2483.5	3	802.11b	06	2437	1Mbps	-	-
Mode 57	2400-2483.5	3	802.11b	11	2462	1Mbps	-	-
Mode 58	2400-2483.5	3	802.11b	12	2467	1Mbps	-	-
Mode 59	2400-2483.5	3	802.11b	13	2472	1Mbps	-	-
Mode 60	2400-2483.5	4	802.11b	01	2412	1Mbps	-	-
Mode 61	2400-2483.5	4	802.11b	06	2437	1Mbps	-	-
Mode 62	2400-2483.5	4	802.11b	11	2462	1Mbps	-	-
Mode 63	2400-2483.5	4	802.11b	12	2467	1Mbps	-	-
Mode 64	2400-2483.5	4	802.11b	13	2472	1Mbps	-	-
Mode 65	2400-2483.5	3+4	802.11b	01	2412	1Mbps	-	-
Mode 66	2400-2483.5	3+4	802.11b	06	2437	1Mbps	-	-
Mode 67	2400-2483.5	3+4	802.11b	11	2462	1Mbps	-	-
Mode 68	2400-2483.5	3+4	802.11b	12	2467	1Mbps	-	-
Mode 69	2400-2483.5	3+4	802.11b	13	2472	1Mbps	-	-
Mode 70	2400-2483.5	3+4	802.11g	01	2412	6Mbps	-	-
Mode 71	2400-2483.5	3+4	802.11g	02	2417	6Mbps	-	-
Mode 72	2400-2483.5	3+4	802.11g	06	2437	6Mbps	-	-
Mode 73	2400-2483.5	3+4	802.11g	10	2457	6Mbps	-	-
Mode 74	2400-2483.5	3+4	802.11g	11	2462	6Mbps	-	-
Mode 75	2400-2483.5	3+4	802.11g	12	2467	6Mbps	-	-

Mode	Band (MHz)	Antenna	Modulation	Channel	Frequency	Data Rate	RU	Remark
Mode 76	2400-2483.5	3+4	802.11g	13	2472	6Mbps	-	-
Mode 77	2400-2483.5	3+4	802.11be EHT20	01	2412	MCS0	Full RU	-
Mode 78	2400-2483.5	3+4	802.11be EHT20	01	2412	MCS0	Partial 26/0 RU	-
Mode 79	2400-2483.5	3+4	802.11be EHT20	01	2412	MCS0	Partial 52/37 RU	-
Mode 80	2400-2483.5	3+4	802.11be EHT20	01	2412	MCS0	Partial 106/53 RU	-
Mode 81	2400-2483.5	3+4	802.11be EHT20	02	2417	MCS0	Full RU	-
Mode 82	2400-2483.5	3+4	802.11be EHT20	06	2437	MCS0	Full RU	-
Mode 83	2400-2483.5	3+4	802.11be EHT20	10	2457	MCS0	Full RU	-
Mode 84	2400-2483.5	3+4	802.11be EHT20	11	2462	MCS0	Full RU	-
Mode 85	2400-2483.5	3+4	802.11be EHT20	11	2462	MCS0	Partial 26/8 RU	-
Mode 86	2400-2483.5	3+4	802.11be EHT20	11	2462	MCS0	Partial 52/40 RU	-
Mode 87	2400-2483.5	3+4	802.11be EHT20	11	2462	MCS0	Partial 106/54 RU	-
Mode 88	2400-2483.5	3+4	802.11be EHT20	12	2467	MCS0	Full RU	-
Mode 89	2400-2483.5	3+4	802.11be EHT20	12	2467	MCS0	Partial 26/8 RU	-
Mode 90	2400-2483.5	3+4	802.11be EHT20	12	2467	MCS0	Partial 52/40 RU	-
Mode 91	2400-2483.5	3+4	802.11be EHT20	12	2467	MCS0	Partial 106/54 RU	-
Mode 92	2400-2483.5	3+4	802.11be EHT20	13	2472	MCS0	Full RU	-
Mode 93	2400-2483.5	3+4	802.11be EHT20	13	2472	MCS0	Partial 26/8 RU	-
Mode 94	2400-2483.5	3+4	802.11be EHT20	13	2472	MCS0	Partial 52/40 RU	-
Mode 95	2400-2483.5	3+4	802.11be EHT20	13	2472	MCS0	Partial 106/54 RU	-
Mode 96	2400-2483.5	3+4	802.11be EHT20	11	2462	MCS0	Full RU	LF
Mode 97	2400-2483.5	3+4	802.11be EHT20	11	2462	MCS0	Full RU	SHF

C2. Summary of each worse mode

Mode	Modulation	Ch.	Freq. (MHz)	Level (dBuV/m)	Limit (dBuV/m)	Margin (dB)	Pol.	Peak Avg.	Result	RU	Remark
55	802.11b	01	2389.95	51.29	54.00	-2.71	V	Avg.	Pass	-	Band Edge
55	802.11b	01	4824.00	40.75	74.00	-33.25	V	Peak	Pass	-	Harmonic
56	802.11b	06	2485.20	45.04	54.00	-8.96	V	Avg.	Pass	-	Band Edge
56	802.11b	06	7311.00	46.10	54.00	-7.90	V	Avg.	Pass	-	Harmonic
57	802.11b	11	2483.51	51.09	54.00	-2.91	V	Avg.	Pass	-	Band Edge
57	802.11b	11	7386.00	47.16	74.00	-26.84	H	Peak	Pass	-	Harmonic
58	802.11b	12	2484.09	51.63	54.00	-2.37	V	Avg.	Pass	-	Band Edge
58	802.11b	12	7401.00	44.55	74.00	-29.45	H	Peak	Pass	-	Harmonic
59	802.11b	13	2483.79	52.05	54.00	-1.95	V	Avg.	Pass	-	Band Edge
59	802.11b	13	7416.00	44.53	74.00	-29.47	H	Peak	Pass	-	Harmonic
60	802.11b	01	2387.35	48.04	54.00	-5.96	V	Avg.	Pass	-	Band Edge
60	802.11b	01	4824.00	40.61	74.00	-33.39	H	Peak	Pass	-	Harmonic
61	802.11b	06	2386.96	45.63	54.00	-8.37	V	Avg.	Pass	-	Band Edge
61	802.11b	06	7311.00	38.72	54.00	-15.28	H	Avg.	Pass	-	Harmonic
62	802.11b	11	2486.89	46.52	54.00	-7.48	V	Avg.	Pass	-	Band Edge
62	802.11b	11	7386.00	44.37	74.00	-29.63	H	Peak	Pass	-	Harmonic
63	802.11b	12	2485.05	51.80	54.00	-2.20	V	Avg.	Pass	-	Band Edge
63	802.11b	12	7401.00	50.23	54.00	-3.77	H	Avg.	Pass	-	Harmonic
64	802.11b	13	2483.54	50.82	54.00	-3.18	V	Avg.	Pass	-	Band Edge
64	802.11b	13	7416.00	44.98	74.00	-29.02	H	Peak	Pass	-	Harmonic
65	802.11b	01	2389.95	51.21	54.00	-2.79	H	Avg.	Pass	-	Band Edge
65	802.11b	01	4824.00	40.67	74.00	-33.33	H	Peak	Pass	-	Harmonic
66	802.11b	06	2388.23	45.42	54.00	-8.58	H	Avg.	Pass	-	Band Edge
66	802.11b	06	7311.00	46.42	54.00	-7.58	V	Avg.	Pass	-	Harmonic
67	802.11b	11	2483.51	51.53	54.00	-2.47	V	Avg.	Pass	-	Band Edge
67	802.11b	11	7386.00	45.46	74.00	-28.54	V	Peak	Pass	-	Harmonic
68	802.11b	12	2483.53	51.26	54.00	-2.74	V	Avg.	Pass	-	Band Edge
68	802.11b	12	7401.00	50.29	54.00	-3.71	V	Avg.	Pass	-	Harmonic
69	802.11b	13	2483.68	51.79	54.00	-2.21	V	Avg.	Pass	-	Band Edge
69	802.11b	13	7416.00	44.95	74.00	-29.05	V	Peak	Pass	-	Harmonic
70	802.11g	01	2389.95	52.10	54.00	-1.90	H	Avg.	Pass	-	Band Edge

Mode	Modulation	Ch.	Freq. (MHz)	Level (dBuV/m)	Limit (dBuV/m)	Margin (dB)	Pol.	Peak Avg.	Result	RU	Remark
70	802.11g	01	4824.00	40.08	74.00	-33.92	V	Peak	Pass	-	Harmonic
71	802.11g	02	2389.95	51.89	54.00	-2.11	H	Avg.	Pass	-	Band Edge
71	802.11g	02	-	-	-	-	-	-	-	-	Harmonic
72	802.11g	06	2389.88	47.51	54.00	-6.49	H	Avg.	Pass	-	Band Edge
72	802.11g	06	7311.00	34.76	54.00	-19.24	V	Avg.	Pass	-	Harmonic
73	802.11g	10	2483.53	51.85	54.00	-2.15	H	Avg.	Pass	-	Band Edge
73	802.11g	10	-	-	-	-	-	-	-	-	Harmonic
74	802.11g	11	2483.55	51.07	54.00	-2.93	H	Avg.	Pass	-	Band Edge
74	802.11g	11	7386.00	39.49	54.00	-14.51	V	Avg.	Pass	-	Harmonic
75	802.11g	12	2483.83	51.96	54.00	-2.04	H	Avg.	Pass	-	Band Edge
75	802.11g	12	7401.00	44.12	74.00	-29.88	H	Peak	Pass	-	Harmonic
76	802.11g	13	2484.66	51.84	54.00	-2.16	H	Avg.	Pass	-	Band Edge
76	802.11g	13	7416.00	43.90	74.00	-30.10	H	Peak	Pass	-	Harmonic
77	802.11be EHT20	01	2389.43	52.19	54.00	-1.81	H	Avg.	Pass	Full RU	Band Edge
77	802.11be EHT20	01	4824.00	40.24	74.00	-33.76	H	Peak	Pass	Full RU	Harmonic
78	802.11be EHT20	01	2389.95	51.60	54.00	-2.40	H	Avg.	Pass	Partial 26/0 RU	Band Edge
78	802.11be EHT20	01	-	-	-	-	-	-	-	Partial 26/0 RU	Harmonic
79	802.11be EHT20	01	2389.56	50.56	54.00	-3.44	H	Avg.	Pass	Partial 52/37 RU	Band Edge
79	802.11be EHT20	01	-	-	-	-	-	-	-	Partial 52/37 RU	Harmonic
80	802.11be EHT20	01	2386.05	50.90	54.00	-3.10	H	Avg.	Pass	Partial 106/53 RU	Band Edge
80	802.11be EHT20	01	-	-	-	-	-	-	-	Partial 106/53 RU	Harmonic
81	802.11be EHT20	02	2389.82	51.28	54.00	-2.72	H	Avg.	Pass	Full RU	Band Edge
81	802.11be EHT20	02	-	-	-	-	-	-	-	Full RU	Harmonic
82	802.11be EHT20	06	2388.87	46.75	54.00	-7.25	H	Avg.	Pass	Full RU	Band Edge
82	802.11be EHT20	06	7311.00	39.69	54.00	-14.31	V	Avg.	Pass	Full RU	Harmonic
83	802.11be EHT20	10	2483.75	50.03	54.00	-3.97	H	Avg.	Pass	Full RU	Band Edge
83	802.11be EHT20	10	-	-	-	-	-	-	-	Full RU	Harmonic

Mode	Modulation	Ch.	Freq. (MHz)	Level (dBuV/m)	Limit (dBuV/m)	Margin (dB)	Pol.	Peak Avg.	Result	RU	Remark
84	802.11be EHT20	11	2483.51	51.93	54.00	-2.07	H	Avg.	Pass	Full RU	Band Edge
84	802.11be EHT20	11	7386.00	44.31	74.00	-29.69	H	Peak	Pass	Full RU	Harmonic
85	802.11be EHT20	11	2483.51	51.62	54.00	-2.38	H	Avg.	Pass	Partial 26/8 RU	Band Edge
85	802.11be EHT20	11	-	-	-	-	-	-	-	Partial 26/8 RU	Harmonic
86	802.11be EHT20	11	2484.50	51.36	54.00	-2.64	H	Avg.	Pass	Partial 52/40 RU	Band Edge
86	802.11be EHT20	11	-	-	-	-	-	-	-	Partial 52/40 RU	Harmonic
87	802.11be EHT20	11	2483.70	52.25	54.00	-1.75	H	Avg.	Pass	Partial 106/54 RU	Band Edge
87	802.11be EHT20	11	-	-	-	-	-	-	-	Partial 106/54 RU	Harmonic
88	802.11be EHT20	12	2483.57	51.84	54.00	-2.16	H	Avg.	Pass	Full RU	Band Edge
88	802.11be EHT20	12	7401.00	44.47	74.00	-29.53	H	Peak	Pass	Full RU	Harmonic
89	802.11be EHT20	12	2484.49	52.21	54.00	-1.79	V	Avg.	Pass	Partial 26/8 RU	Band Edge
89	802.11be EHT20	12	-	-	-	-	-	-	-	Partial 26/8 RU	Harmonic
90	802.11be EHT20	12	2483.63	51.91	54.00	-2.09	H	Avg.	Pass	Partial 52/40 RU	Band Edge
90	802.11be EHT20	12	-	-	-	-	-	-	-	Partial 52/40 RU	Harmonic
91	802.11be EHT20	12	2483.76	51.31	54.00	-2.69	H	Avg.	Pass	Partial 106/54 RU	Band Edge
91	802.11be EHT20	12	-	-	-	-	-	-	-	Partial 106/54 RU	Harmonic
92	802.11be EHT20	13	2483.51	51.21	54.00	-2.79	H	Avg.	Pass	Full RU	Band Edge
92	802.11be EHT20	13	7416.00	44.07	74.00	-29.93	V	Peak	Pass	Full RU	Harmonic

Mode	Modulation	Ch.	Freq. (MHz)	Level (dBuV/m)	Limit (dBuV/m)	Margin (dB)	Pol.	Peak Avg.	Result	RU	Remark
93	802.11be EHT20	13	2483.51	51.91	54.00	-2.09	H	Avg.	Pass	Partial 26/8 RU	Band Edge
93	802.11be EHT20	13	-	-	-	-	-	-	-	Partial 26/8 RU	Harmonic
94	802.11be EHT20	13	2483.51	51.62	54.00	-2.38	H	Avg.	Pass	Partial 52/40 RU	Band Edge
94	802.11be EHT20	13	-	-	-	-	-	-	-	Partial 52/40 RU	Harmonic
95	802.11be EHT20	13	2483.51	51.58	54.00	-2.42	H	Avg.	Pass	Partial 106/54 RU	Band Edge
95	802.11be EHT20	13	-	-	-	-	-	-	-	Partial 106/54 RU	Harmonic
96	LF	11	42.61	36.49	40.00	-3.51	V	QP	Pass	-	LF
97	SHF	11	23008.00	39.40	74.00	-34.60	H	Peak	Pass	-	SHF

Mode	55	
	Band Edge	
	2400-2483.5_802.11b_CH01_2412MHz	
ANT	3	
Pol.	Horizontal	Fundamental
Peak	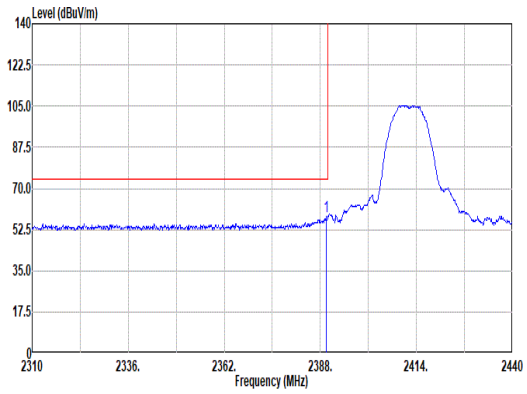 Site : 03CH16-HY Condition: PEAK_BE_74 3m 9120D-1522_240328 HORIZONTAL : RBW:1000.000kHz VBW:3000.000kHz SWT:Auto Freq Level Limit Line Margin Read Level Ant Factor Cable Loss Preamp Factor Aux Factor APos TPos Remark MHz dBuV/m dBuV/m dB dBuV dB/m dB dB dB cm deg 1 2389.56 58.32 74.00 -15.68 43.72 27.30 7.71 30.33 9.92 100 38 PEAK	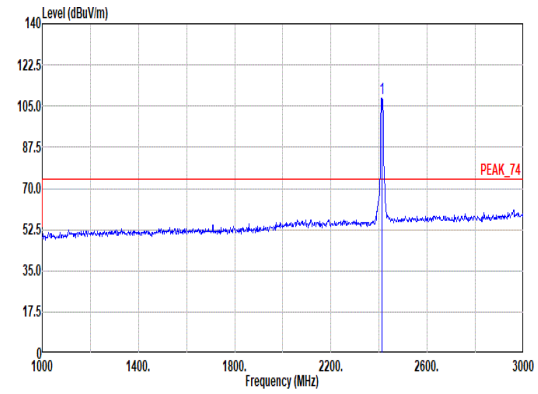 Site : 03CH16-HY Condition: PEAK_74 3m 9120D-1522_240328 HORIZONTAL : RBW:1000.000kHz VBW:3000.000kHz SWT:Auto Freq Level Limit Line Margin Read Level Ant Factor Cable Loss Preamp Factor Aux Factor APos TPos Remark MHz dBuV/m dBuV/m dB dBuV dB/m dB dB dB cm deg 1 2412.00 108.27 ------ ------ 93.52 27.40 7.75 30.32 9.92 100 38 PEAK
Avg	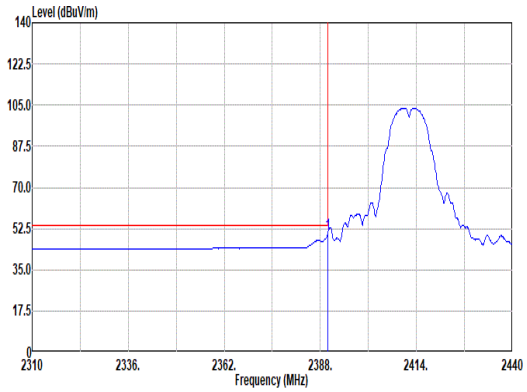 Site : 03CH16-HY Condition: AVG_BE_54 3m 9120D-1522_240328 HORIZONTAL : RBW:1000.000kHz VBW:0.010kHz SWT:Auto Freq Level Limit Line Margin Read Level Ant Factor Cable Loss Preamp Factor Aux Factor APos TPos Remark MHz dBuV/m dBuV/m dB dBuV dB/m dB dB dB cm deg 1 2389.95 50.16 54.00 -3.84 35.56 27.30 7.71 30.33 9.92 100 38 AVERAGE	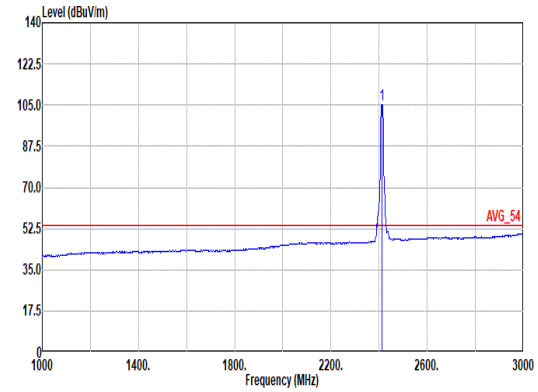 Site : 03CH16-HY Condition: AVG_54 3m 9120D-1522_240328 HORIZONTAL : RBW:1000.000kHz VBW:0.010kHz SWT:Auto Freq Level Limit Line Margin Read Level Ant Factor Cable Loss Preamp Factor Aux Factor APos TPos Remark MHz dBuV/m dBuV/m dB dBuV dB/m dB dB dB cm deg 1 2412.00 105.25 ------ ------ 90.50 27.40 7.75 30.32 9.92 100 38 AVERAGE

Mode	55	
	Band Edge	
	2400-2483.5_802.11b_CH01_2412MHz	
ANT	3	
Pol.	Vertical	Fundamental
Peak	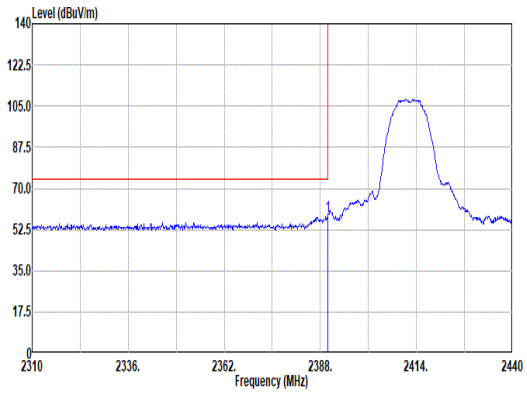 Site : 03CH16-HY Condition: PEAK_BE_74 3m 9120D-1522_240328 VERTICAL : RBW:1000.000kHz VBW:3000.000kHz SWT:Auto Limit Read Ant Cable Preamp Aux APos TPos Freq Level Line Margin Level Factor Loss Factor Factor Remark MHz dBuV/m dBuV/m dB dBuV dB/m dB dB dB cm deg 1 2389.95 58.03 74.00 -15.97 43.43 27.30 7.71 30.33 9.92 200 70 PEAK	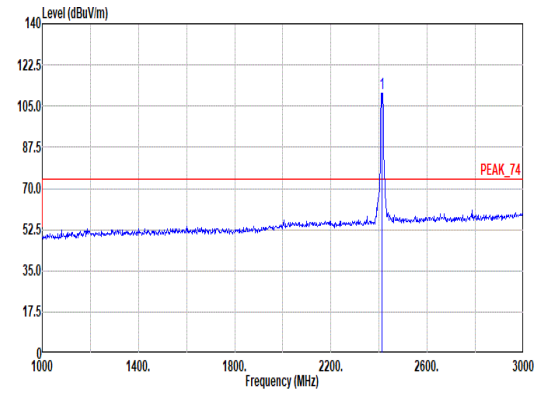 Site : 03CH16-HY Condition: PEAK_74 3m 9120D-1522_240328 VERTICAL : RBW:1000.000kHz VBW:3000.000kHz SWT:Auto Limit Read Ant Cable Preamp Aux APos TPos Freq Level Line Margin Level Factor Loss Factor Factor Remark MHz dBuV/m dBuV/m dB dBuV dB/m dB dB dB cm deg 1 2412.00 110.60 ------ ------ 95.85 27.40 7.75 30.32 9.92 200 70 PEAK
Avg	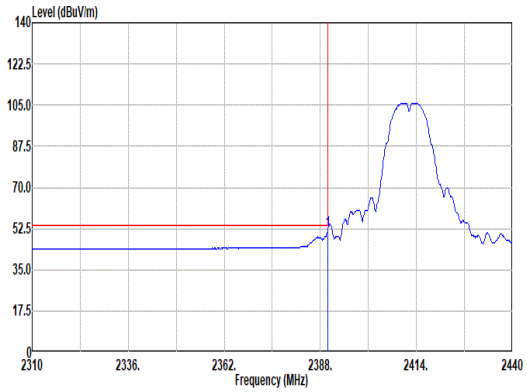 Site : 03CH16-HY Condition: AVG_BE_54 3m 9120D-1522_240328 VERTICAL : RBW:1000.000kHz VBW:0.010kHz SWT:Auto Limit Read Ant Cable Preamp Aux APos TPos Freq Level Line Margin Level Factor Loss Factor Factor Remark MHz dBuV/m dBuV/m dB dBuV dB/m dB dB dB cm deg 1 2389.95 51.29 54.00 -2.71 36.69 27.30 7.71 30.33 9.92 200 70 AVERAGE	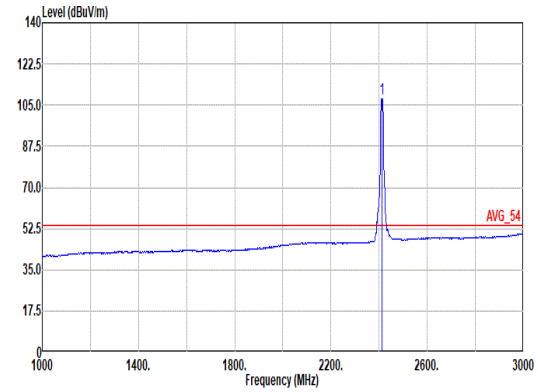 Site : 03CH16-HY Condition: AVG_54 3m 9120D-1522_240328 VERTICAL : RBW:1000.000kHz VBW:0.010kHz SWT:Auto Limit Read Ant Cable Preamp Aux APos TPos Freq Level Line Margin Level Factor Loss Factor Factor Remark MHz dBuV/m dBuV/m dB dBuV dB/m dB dB dB cm deg 1 2412.00 107.58 ------ ------ 92.83 27.40 7.75 30.32 9.92 200 70 AVERAGE

Mode	55	
	Harmonic	
	2400-2483.5_802.11b_CH01_2412MHz	
ANT	3	
Pol.	Horizontal	Vertical
Peak Avg	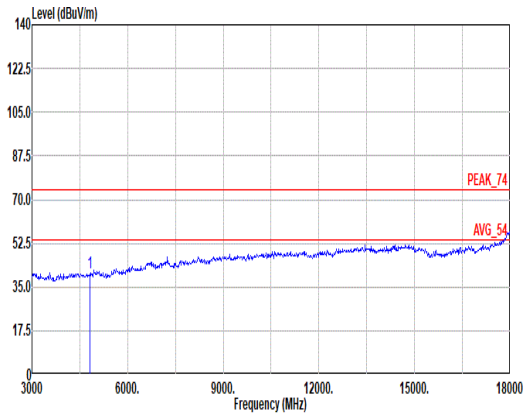 Site : 03CH16-HY Condition: PEAK_74 3m 9120D-1522_240328 HORIZONTAL Freq Level Limit Line Margin Read Level Ant Factor Cable Loss Preamp Factor Aux Factor APos TPos Remark MHz dBuV/m dBuV/m dB dBuV dB/m dB dB dB cm deg 1 4824.00 40.69 74.00 -33.31 63.14 32.40 11.04 66.38 0.49 -- -- PEAK	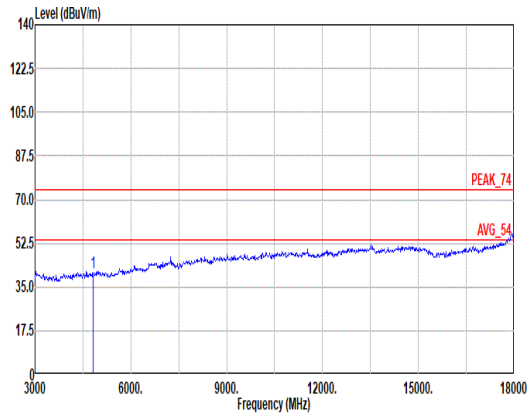 Site : 03CH16-HY Condition: PEAK_74 3m 9120D-1522_240328 VERTICAL Freq Level Limit Line Margin Read Level Ant Factor Cable Loss Preamp Factor Aux Factor APos TPos Remark MHz dBuV/m dBuV/m dB dBuV dB/m dB dB dB cm deg 1 4824.00 40.75 74.00 -33.25 63.20 32.40 11.04 66.38 0.49 -- -- PEAK

Mode	55	
	Harmonic	
	2400-2483.5_802.11b_CH01_2412MHz	
ANT	3	
Pol.	Horizontal	Vertical
14.47G ~14.5G Avg	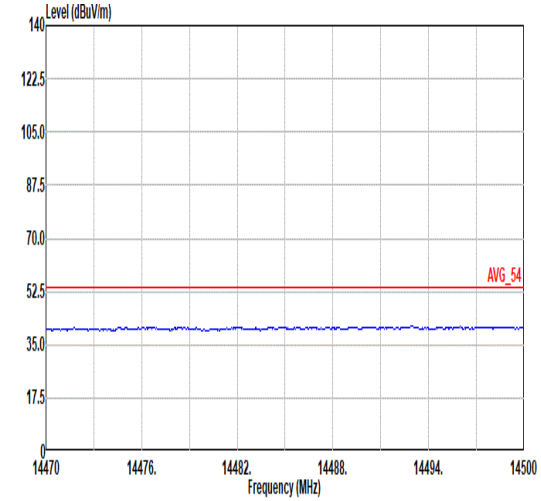 Site : 03CH16-HY Condition: AVG_54 3m 9120D-1522_240328 HORIZONTAL	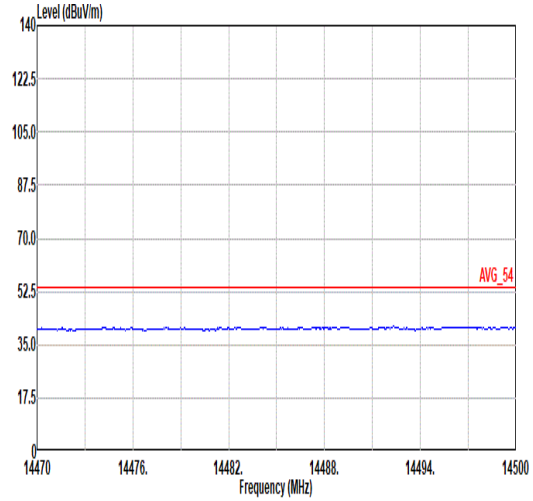 Site : 03CH16-HY Condition: AVG_54 3m 9120D-1522_240328 VERTICAL
17.7G ~18G Avg	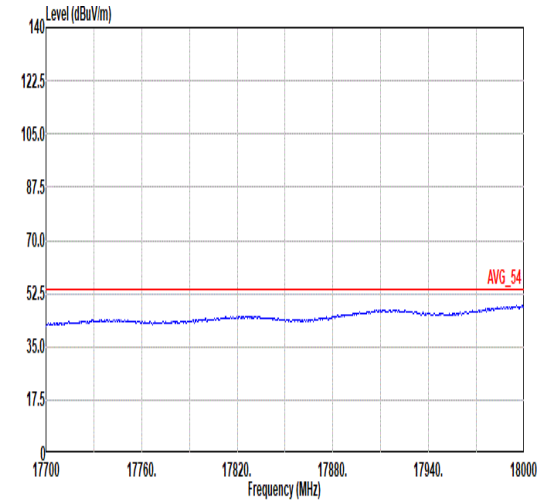 Site : 03CH16-HY Condition: AVG_54 3m 9120D-1522_240328 HORIZONTAL	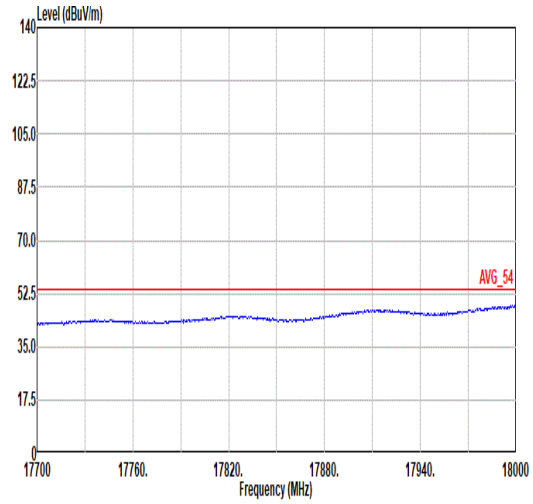 Site : 03CH16-HY Condition: AVG_54 3m 9120D-1522_240328 VERTICAL

Mode	56	
	Band Edge - L	
	2400-2483.5_802.11b_CH06_2437MHz	
ANT	3	
Pol.	Horizontal	Fundamental
Peak	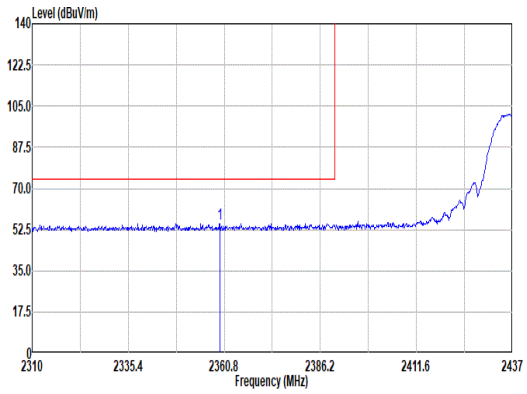 Site : 03CH16-HY Condition: PEAK_BE_74 3m 9120D-1522_240328 HORIZONTAL : RBW:1000.000kHz VBW:3000.000kHz SWT:Auto Freq Level Limit Line Margin Read Level Ant Factor Cable Loss Preamp Factor Aux Factor APos TPos Remark MHz dBuV/m dBuV/m dB dBuV dB/m dB dB dB cm deg 1 2359.66 54.94 74.00 -19.06 40.50 27.20 7.66 30.34 9.92 200 360 PEAK	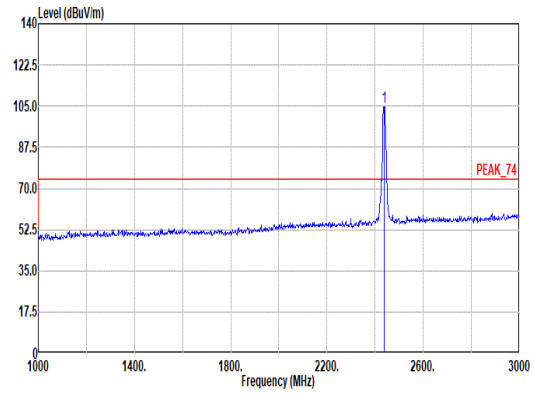 Site : 03CH16-HY Condition: PEAK_74 3m 9120D-1522_240328 HORIZONTAL : RBW:1000.000kHz VBW:3000.000kHz SWT:Auto Freq Level Limit Line Margin Read Level Ant Factor Cable Loss Preamp Factor Aux Factor APos TPos Remark MHz dBuV/m dBuV/m dB dBuV dB/m dB dB dB cm deg 1 2437.00 104.59 ------ ------ 89.61 27.58 7.79 30.31 9.92 200 360 PEAK
Avg	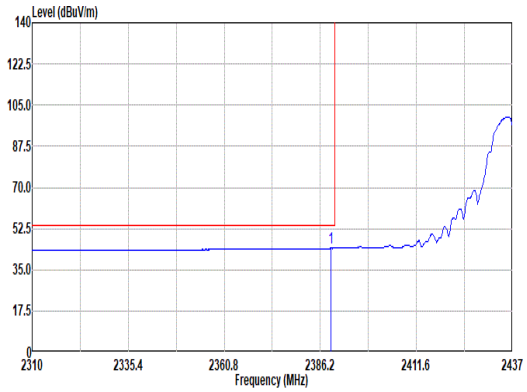 Site : 03CH16-HY Condition: AVG_BE_54 3m 9120D-1522_240328 HORIZONTAL : RBW:1000.000kHz VBW:0.010kHz SWT:Auto Freq Level Limit Line Margin Read Level Ant Factor Cable Loss Preamp Factor Aux Factor APos TPos Remark MHz dBuV/m dBuV/m dB dBuV dB/m dB dB dB cm deg 1 2388.99 44.21 54.00 -9.79 29.62 27.29 7.71 30.33 9.92 200 360 AVERAGE	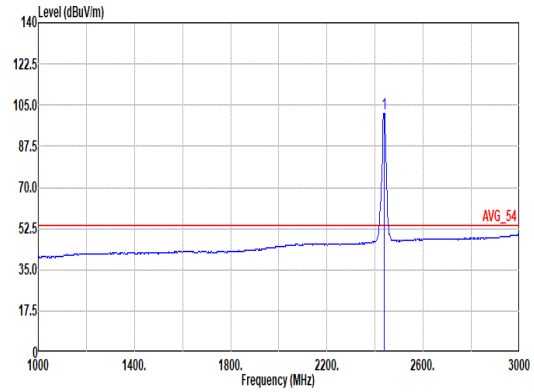 Site : 03CH16-HY Condition: AVG_54 3m 9120D-1522_240328 HORIZONTAL : RBW:1000.000kHz VBW:0.010kHz SWT:Auto Freq Level Limit Line Margin Read Level Ant Factor Cable Loss Preamp Factor Aux Factor APos TPos Remark MHz dBuV/m dBuV/m dB dBuV dB/m dB dB dB cm deg 1 2437.00 101.65 ------ ------ 86.67 27.58 7.79 30.31 9.92 200 360 AVERAGE

Mode	56	
	Band Edge - R	
	2400-2483.5_802.11b_CH06_2437MHz	
ANT	3	
Pol.	Horizontal	Fundamental
Peak	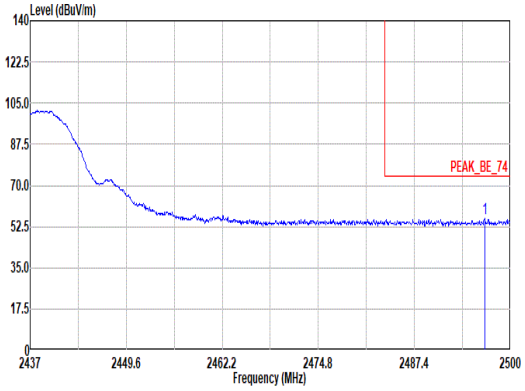 Site : 03CH16-HY Condition: PEAK_BE_74 3m 9120D-1522_240328 HORIZONTAL : RBW:1000.000kHz VBW:3000.000kHz SWT:Auto Limit Read Ant Cable Preamp Aux APos TPos Freq Level Line Margin Level Factor Loss Factor Factor Remark MHz dBuV/m dBuV/m dB dBuV dB/m dB dB dB cm deg 1 2496.60 56.10 74.00 -17.90 40.89 27.70 7.88 30.29 9.92 200 360 PEAK	Blank
Avg	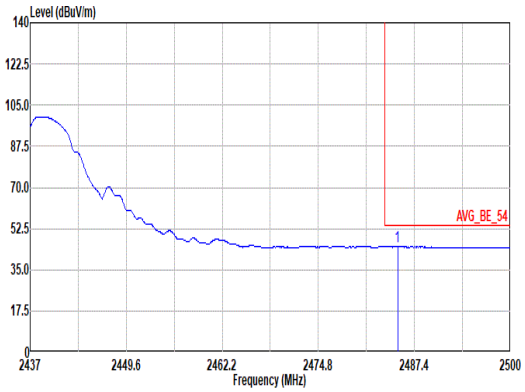 Site : 03CH16-HY Condition: AVG_BE_54 3m 9120D-1522_240328 HORIZONTAL : RBW:1000.000kHz VBW:0.010kHz SWT:Auto Limit Read Ant Cable Preamp Aux APos TPos Freq Level Line Margin Level Factor Loss Factor Factor Remark MHz dBuV/m dBuV/m dB dBuV dB/m dB dB dB cm deg 1 2485.20 44.71 54.00 -9.29 29.53 27.70 7.86 30.30 9.92 200 360 AVERAGE	Blank

Mode	56	
	Band Edge - L	
	2400-2483.5_802.11b_CH06_2437MHz	
ANT	3	
Pol.	Vertical	Fundamental
Peak	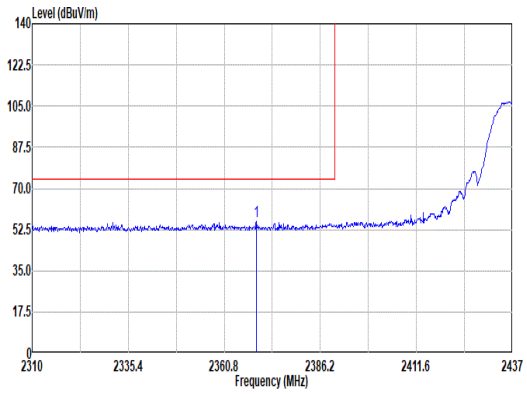 Site : 03CH16-HY Condition: PEAK_BE_74 3m 9120D-1522_240328 VERTICAL : RBW:1000.000kHz VBW:3000.000kHz SWT:Auto Freq Level Limit Line Margin Read Level Ant Factor Cable Loss Preamp Factor Aux Factor APos TPos Remark MHz dBuV/m dBuV/m dB dBuV dB/m dB dB dB cm deg 1 2369.31 56.14 74.00 -17.86 41.68 27.20 7.68 30.34 9.92 100 71 PEAK	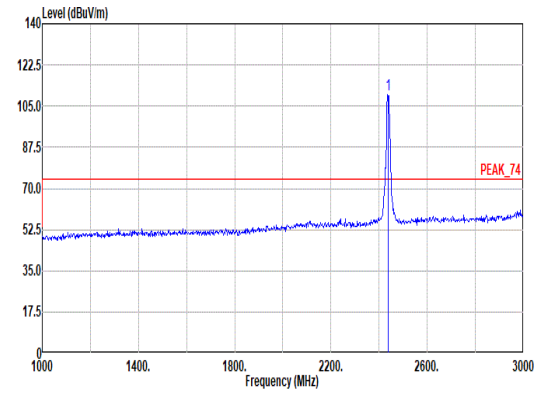 Site : 03CH16-HY Condition: PEAK_74 3m 9120D-1522_240328 VERTICAL : RBW:1000.000kHz VBW:3000.000kHz SWT:Auto Freq Level Limit Line Margin Read Level Ant Factor Cable Loss Preamp Factor Aux Factor APos TPos Remark MHz dBuV/m dBuV/m dB dBuV dB/m dB dB dB cm deg 1 2437.00 109.65 ------ ------ 94.69 27.56 7.79 30.31 9.92 100 71 PEAK
Avg	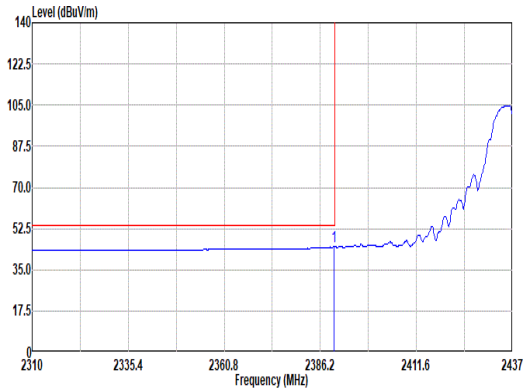 Site : 03CH16-HY Condition: AVG_BE_54 3m 9120D-1522_240328 VERTICAL : RBW:1000.000kHz VBW:0.010kHz SWT:Auto Freq Level Limit Line Margin Read Level Ant Factor Cable Loss Preamp Factor Aux Factor APos TPos Remark MHz dBuV/m dBuV/m dB dBuV dB/m dB dB dB cm deg 1 2389.88 44.84 54.00 -9.16 30.24 27.30 7.71 30.33 9.92 100 71 AVERAGE	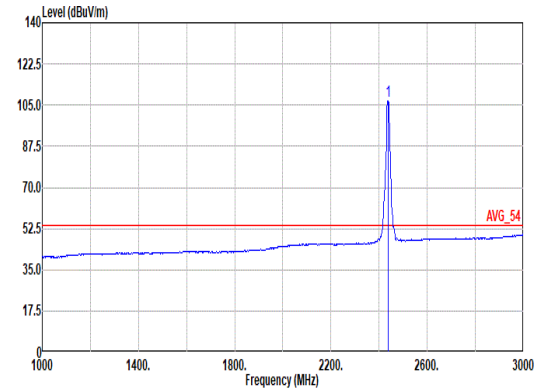 Site : 03CH16-HY Condition: AVG_54 3m 9120D-1522_240328 VERTICAL : RBW:1000.000kHz VBW:0.010kHz SWT:Auto Freq Level Limit Line Margin Read Level Ant Factor Cable Loss Preamp Factor Aux Factor APos TPos Remark MHz dBuV/m dBuV/m dB dBuV dB/m dB dB dB cm deg 1 2437.00 106.62 ------ ------ 91.66 27.56 7.79 30.31 9.92 100 71 AVERAGE