Plot No.01 T-Coil Signal Test Report

Measurement performed on January 22, 2024

Device Under Test

Dimensions [mm]	Speaker Position [mm]
152.0 x 72.0 x 9.0	151.0

Hardware Setup

Probe Name	Probe Calibration Date	DAE Name	DAE Calibration Date
AM1DV3 - 3104	March 16, 2023	DAE4ip Sn1823	July 31, 2023

Communication Systems

Band Name	Communication Systems Name	Channel	Frequency [MHz]
GSM 850	GSM-FDD (TDMA, GMSK)	189	836.4

Grid Settings

Extent X [mm]	Extent Y [mm]	Step X [mm]	Step Y [mm]	Distance [mm]
52.0	52.0	4.0	4.0	10.0

Results

Audio File	Measurement Duration [s]	Margin Upper Bound [dB]	Margin Lower Bound [dB]
48k_voice_300-3000_2s.wav	2.0	1.14	1.1

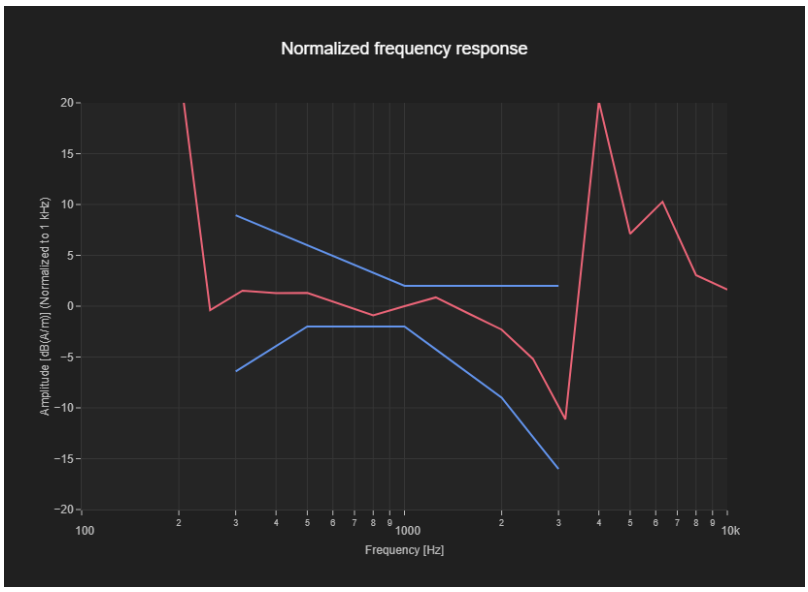

Plot No.01 T-Coil Coupling Mode Test Report

Results

Primary Group Contiguous Point Count	Secondary Group Point Count	Secondary Group Max Longitudinal	Secondary Group Max Transverse
113	437	24	26

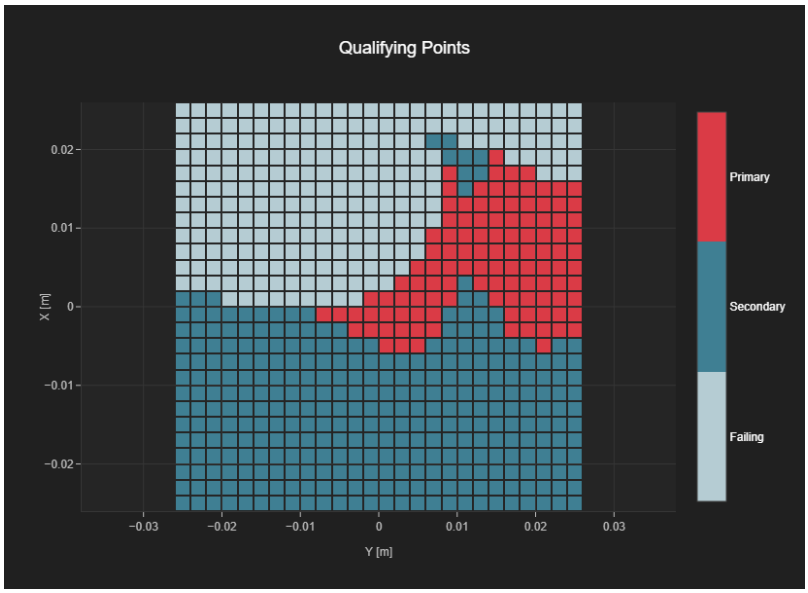

Plot No.02 T-Coil Signal Test Report

Measurement performed on January 22, 2024

Device Under Test

Dimensions [mm]	Speaker Position [mm]
152.0 x 72.0 x 9.0	151.0

Hardware Setup

Probe Name	Probe Calibration Date	DAE Name	DAE Calibration Date
AM1DV3 - 3104	March 16, 2023	DAE4ip Sn1823	July 31, 2023

Communication Systems

Band Name	Communication Systems Name	Channel	Frequency [MHz]
PCS 1900	GPRS-FDD (TDMA, GMSK)	661	1880.0

Grid Settings

Extent X [mm]	Extent Y [mm]	Step X [mm]	Step Y [mm]	Distance [mm]
52.0	52.0	4.0	4.0	10.0

Results

Audio File	Measurement Duration [s]	Margin Upper Bound [dB]	Margin Lower Bound [dB]
48k_voice_300-3000_2s.wav	2.0	1.36	1.35

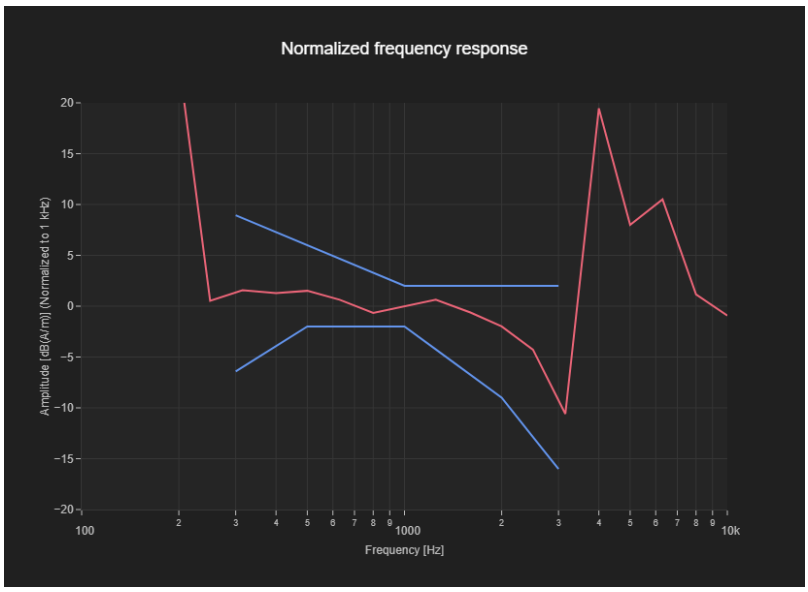

Plot No.02 T-Coil Coupling Mode Test Report

Results

Primary Group Contiguous Point Count	Secondary Group Point Count	Secondary Group Max Longitudinal	Secondary Group Max Transverse
130	472	25	26

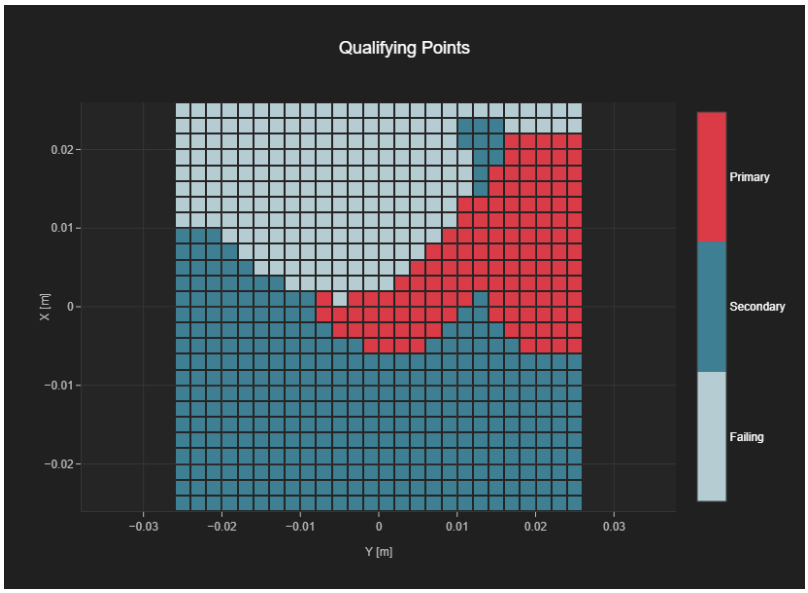

Plot No.03 T-Coil Signal Test Report

Measurement performed on January 21, 2024

Device Under Test

Dimensions [mm]	Speaker Position [mm]
152.0 x 72.0 x 9.0	151.0

Hardware Setup

Probe Name	Probe Calibration Date	DAE Name	DAE Calibration Date
AM1DV3 - 3104	March 16, 2023	DAE4ip Sn1823	July 31, 2023

Communication Systems

Band Name	Communication Systems Name	Channel	Frequency [MHz]
Band 2, UTRA/FDD	UMTS-FDD (WCDMA, AMR)	9400	1880.0

Grid Settings

Extent X [mm]	Extent Y [mm]	Step X [mm]	Step Y [mm]	Distance [mm]
52.0	52.0	4.0	4.0	10.0

Results

Audio File	Measurement Duration [s]	Margin Upper Bound [dB]	Margin Lower Bound [dB]
48k_voice_300-3000_2s.wav	2.0	1.53	0.78

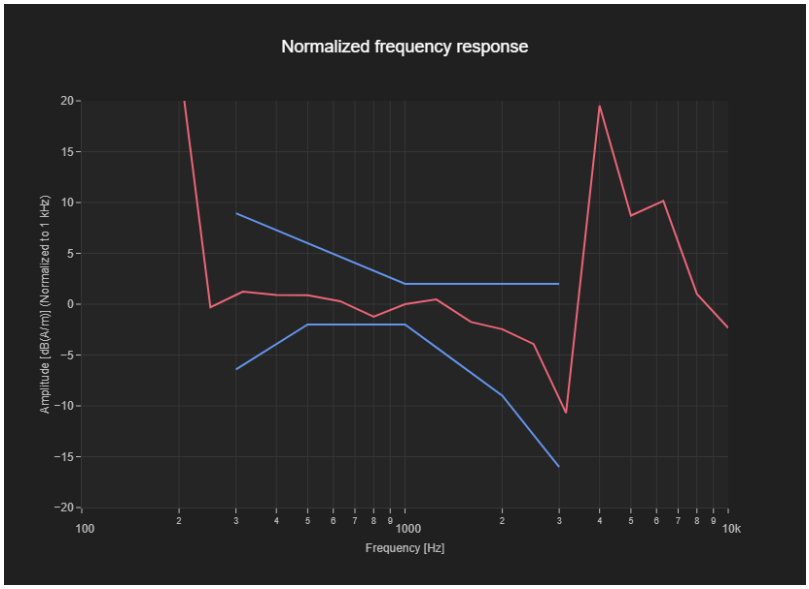

Plot No.03 T-Coil Coupling Mode Test Report

Results

Primary Group Contiguous Point Count	Secondary Group Point Count	Secondary Group Max Longitudinal	Secondary Group Max Transverse
188	612	26	26

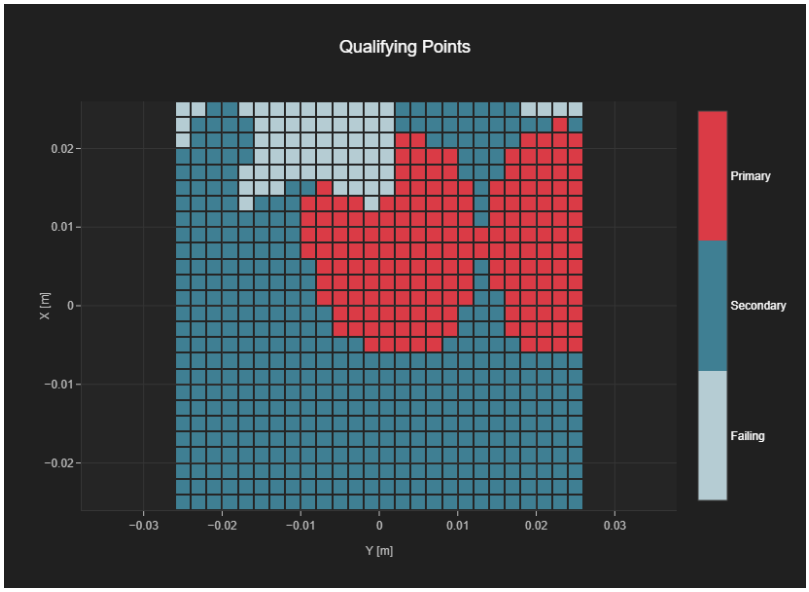

Plot No.04 T-Coil Signal Test Report

Measurement performed on January 21, 2024

Device Under Test

Dimensions [mm]	Speaker Position [mm]
152.0 x 72.0 x 9.0	151.0

Hardware Setup

Probe Name	Probe Calibration Date	DAE Name	DAE Calibration Date
AM1DV3 - 3104	March 16, 2023	DAE4ip Sn1823	July 31, 2023

Communication Systems

Band Name	Communication Systems Name	Channel	Frequency [MHz]
Band 4, UTRA/FDD	UMTS-FDD (WCDMA, AMR)	1413	1732.6

Grid Settings

Extent X [mm]	Extent Y [mm]	Step X [mm]	Step Y [mm]	Distance [mm]
52.0	52.0	4.0	4.0	10.0

Results

Audio File	Measurement Duration [s]	Margin Upper Bound [dB]	Margin Lower Bound [dB]
48k_voice_300-3000_2s.wav	2.0	1.51	0.78

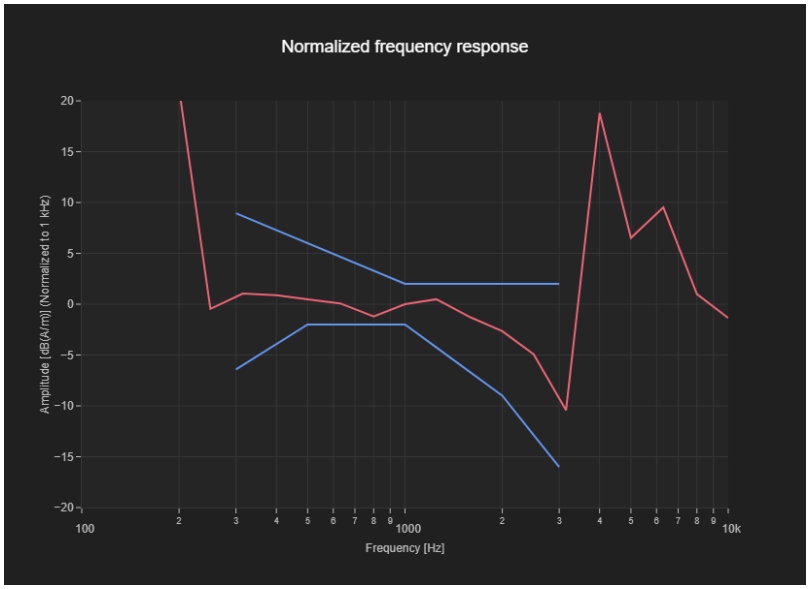

Plot No.04 T-Coil Coupling Mode Test Report

Results

Primary Group Contiguous Point Count	Secondary Group Point Count	Secondary Group Max Longitudinal	Secondary Group Max Transverse
185	603	26	26

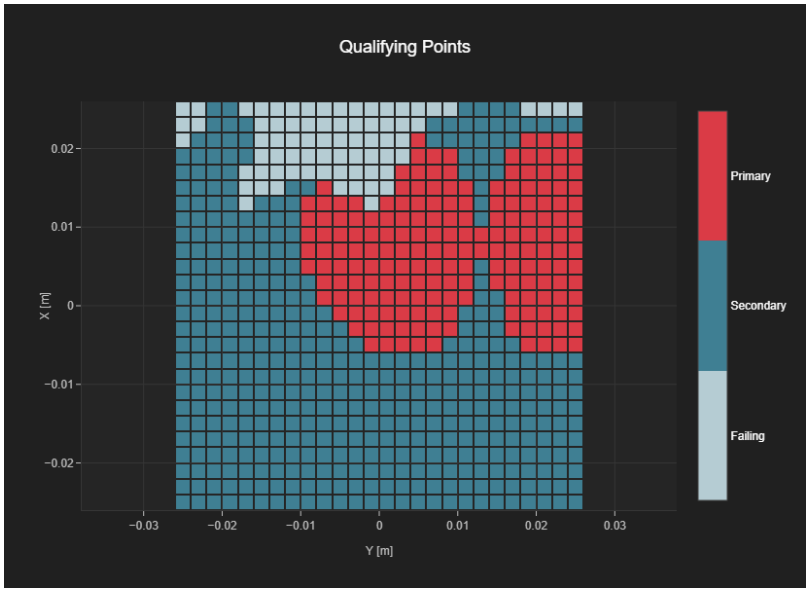

Plot No.05 T-Coil Signal Test Report

Measurement performed on January 21, 2024

Device Under Test

Dimensions [mm]	Speaker Position [mm]
152.0 x 72.0 x 9.0	151.0

Hardware Setup

Probe Name	Probe Calibration Date	DAE Name	DAE Calibration Date
AM1DV3 - 3104	March 16, 2023	DAE4ip Sn1823	July 31, 2023

Communication Systems

Band Name	Communication Systems Name	Channel	Frequency [MHz]
Band 5, UTRA/FDD	UMTS-FDD (WCDMA, AMR)	4182	836.4

Grid Settings

Extent X [mm]	Extent Y [mm]	Step X [mm]	Step Y [mm]	Distance [mm]
52.0	52.0	4.0	4.0	10.0

Results

Audio File	Measurement Duration [s]	Margin Upper Bound [dB]	Margin Lower Bound [dB]
48k_voice_300-3000_2s.wav	2.0	1.23	1.36

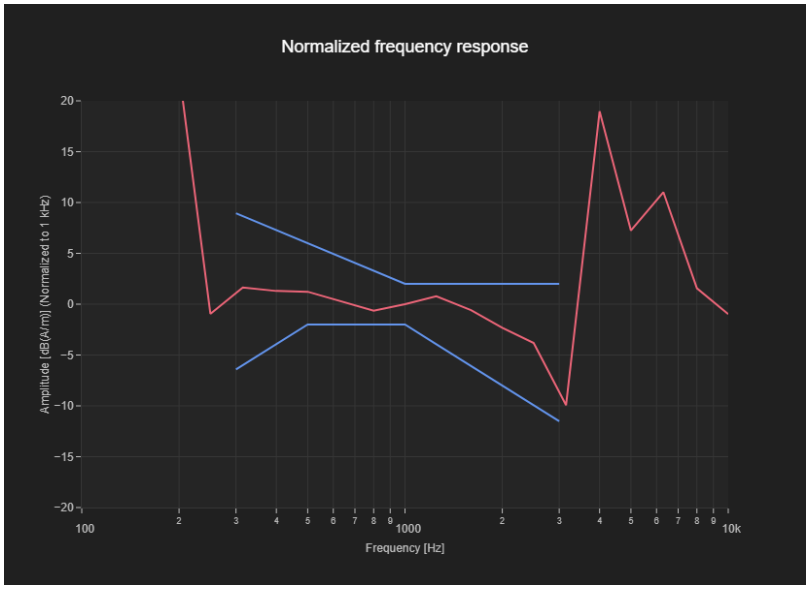

Plot No.05 T-Coil Coupling Mode Test Report

Results

Primary Group Contiguous Point Count	Secondary Group Point Count	Secondary Group Max Longitudinal	Secondary Group Max Transverse
195	613	26	26

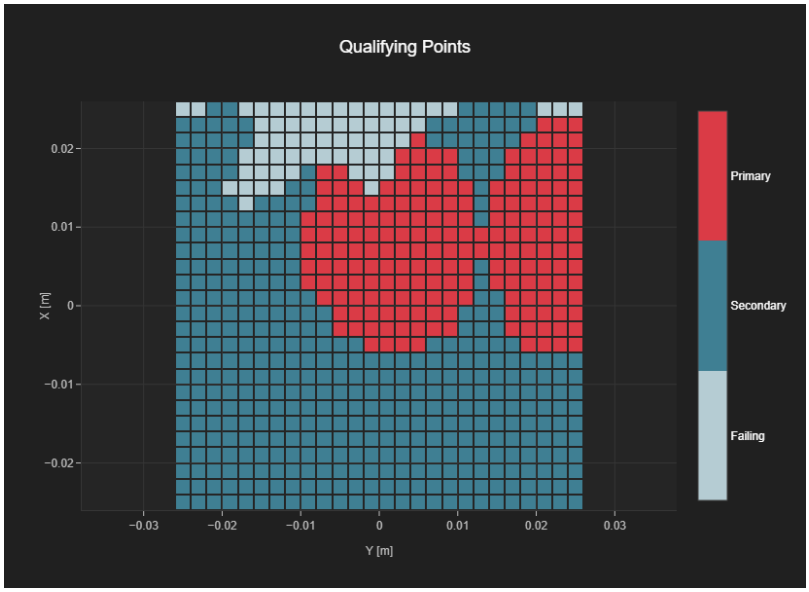

Plot No.06 T-Coil Signal Test Report

Measurement performed on January 23, 2024

Device Under Test

Dimensions [mm]	Speaker Position [mm]
152.0 x 72.0 x 9.0	151.0

Hardware Setup

Probe Name	Probe Calibration Date	DAE Name	DAE Calibration Date
AM1DV3 - 3104	March 16, 2023	DAE4ip Sn1823	July 31, 2023

Communication Systems

Band Name	Communication Systems Name	Channel	Frequency [MHz]
Band 7, E-UTRA/FDD	LTE-FDD (SC-FDMA, 1 RB, 20 MHz, QPSK)	21100	2535.0

Grid Settings

Extent X [mm]	Extent Y [mm]	Step X [mm]	Step Y [mm]	Distance [mm]
52.0	52.0	4.0	4.0	10.0

Results

Audio File	Measurement Duration [s]	Margin Upper Bound [dB]	Margin Lower Bound [dB]
48k_voice_300-3000_2s.wav	2.0	1.03	2.0

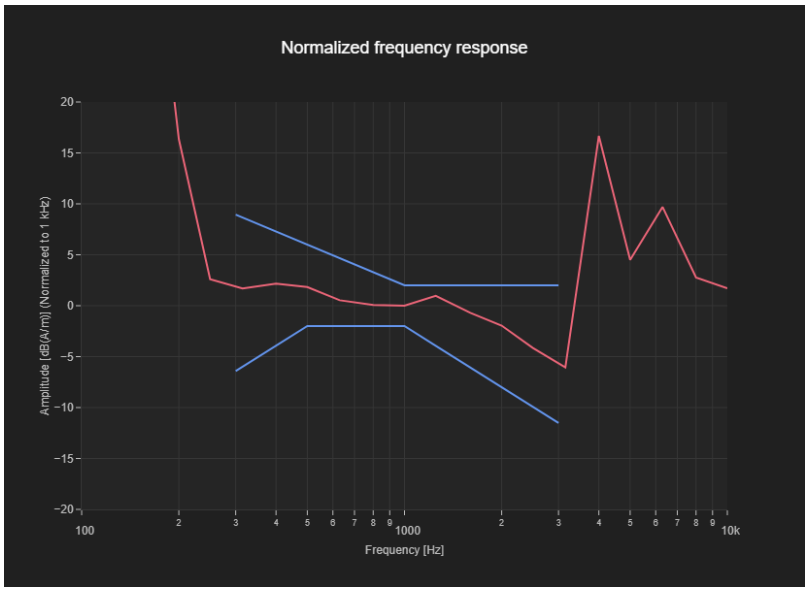

Plot No.06 T-Coil Coupling Mode Test Report

Results

Primary Group Contiguous Point Count	Secondary Group Point Count	Secondary Group Max Longitudinal	Secondary Group Max Transverse
102	551	25	26

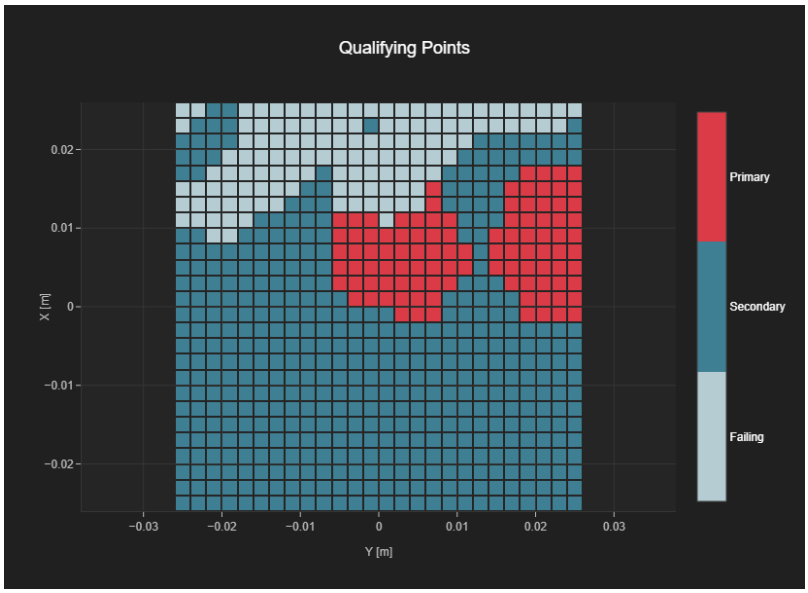

Plot No.07 T-Coil Signal Test Report

Measurement performed on January 23, 2024

Device Under Test

Dimensions [mm]	Speaker Position [mm]
152.0 x 72.0 x 9.0	151.0

Hardware Setup

Probe Name	Probe Calibration Date	DAE Name	DAE Calibration Date
AM1DV3 - 3104	March 16, 2023	DAE4ip Sn1823	July 31, 2023

Communication Systems

Band Name	Communication Systems Name	Channel	Frequency [MHz]
Band 12, E-UTRA/FDD	LTE-FDD (SC-FDMA, 1 RB, 10 MHz, QPSK)	23095	707.5

Grid Settings

Extent X [mm]	Extent Y [mm]	Step X [mm]	Step Y [mm]	Distance [mm]
52.0	52.0	4.0	4.0	10.0

Results

Audio File	Measurement Duration [s]	Margin Upper Bound [dB]	Margin Lower Bound [dB]
48k_voice_300-3000_2s.wav	2.0	1.24	1.62

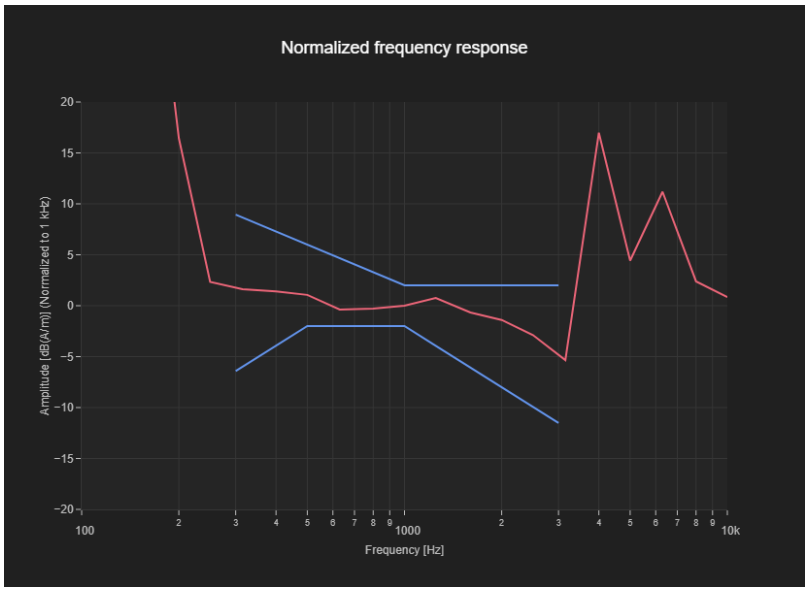

Plot No.07 T-Coil Coupling Mode Test Report

Results

Primary Group Contiguous Point Count	Secondary Group Point Count	Secondary Group Max Longitudinal	Secondary Group Max Transverse
111	575	25	26

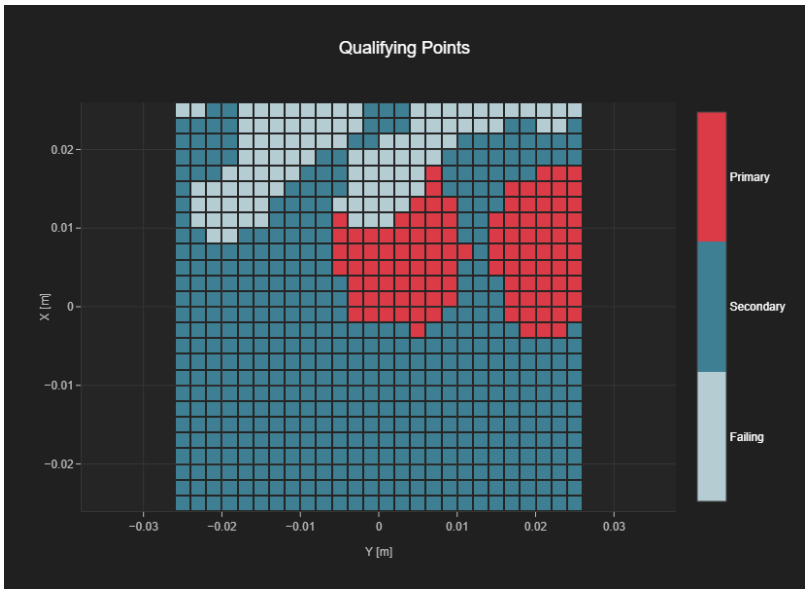

Plot No.08 T-Coil Signal Test Report

Measurement performed on January 23, 2024

Device Under Test

Dimensions [mm]	Speaker Position [mm]
152.0 x 72.0 x 9.0	151.0

Hardware Setup

Probe Name	Probe Calibration Date	DAE Name	DAE Calibration Date
AM1DV3 - 3104	March 16, 2023	DAE4ip Sn1823	July 31, 2023

Communication Systems

Band Name	Communication Systems Name	Channel	Frequency [MHz]
Band 13, E-UTRA/FDD	LTE-FDD (SC-FDMA, 1 RB, 10 MHz, QPSK)	23230	782.0

Grid Settings

Extent X [mm]	Extent Y [mm]	Step X [mm]	Step Y [mm]	Distance [mm]
52.0	52.0	4.0	4.0	10.0

Results

Audio File	Measurement Duration [s]	Margin Upper Bound [dB]	Margin Lower Bound [dB]
48k_voice_300-3000_2s.wav	2.0	1.51	1.27

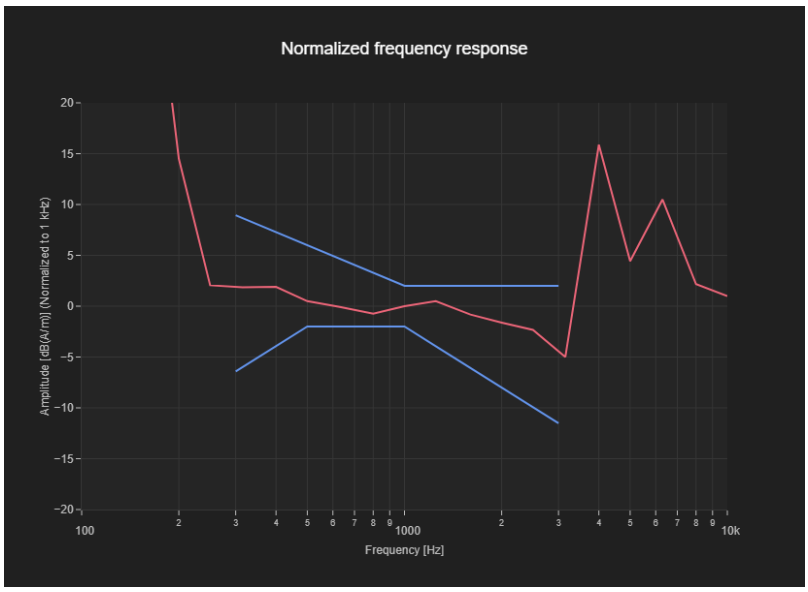

Plot No.08 T-Coil Coupling Mode Test Report

Results

Primary Group Contiguous Point Count	Secondary Group Point Count	Secondary Group Max Longitudinal	Secondary Group Max Transverse
103	574	25	26

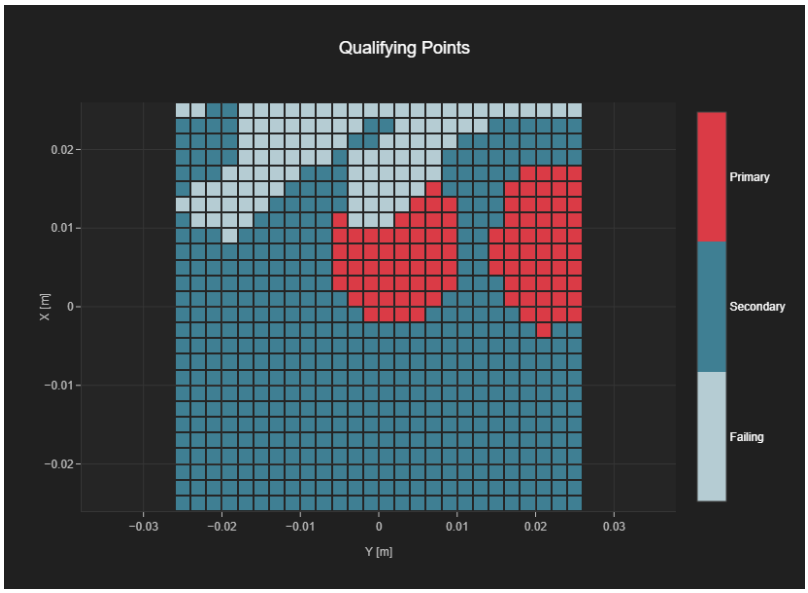

Plot No.09 T-Coil Signal Test Report

Measurement performed on January 23, 2024

Device Under Test

Dimensions [mm]	Speaker Position [mm]
152.0 x 72.0 x 9.0	151.0

Hardware Setup

Probe Name	Probe Calibration Date	DAE Name	DAE Calibration Date
AM1DV3 - 3104	March 16, 2023	DAE4ip Sn1823	July 31, 2023

Communication Systems

Band Name	Communication Systems Name	Channel	Frequency [MHz]
Band 14, E-UTRA/FDD	LTE-FDD (SC-FDMA, 1 RB, 10 MHz, QPSK)	23330	793.0

Grid Settings

Extent X [mm]	Extent Y [mm]	Step X [mm]	Step Y [mm]	Distance [mm]
52.0	52.0	4.0	4.0	10.0

Results

Audio File	Measurement Duration [s]	Margin Upper Bound [dB]	Margin Lower Bound [dB]
48k_voice_300-3000_2s.wav	2.0	1.53	2.0

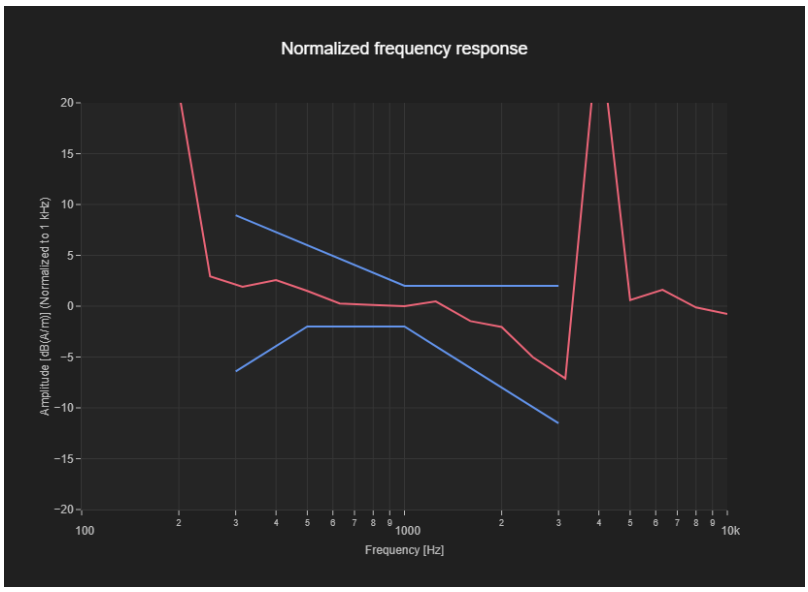

Plot No.09 T-Coil Coupling Mode Test Report

Results

Primary Group Contiguous Point Count	Secondary Group Point Count	Secondary Group Max Longitudinal	Secondary Group Max Transverse
198	575	26	26

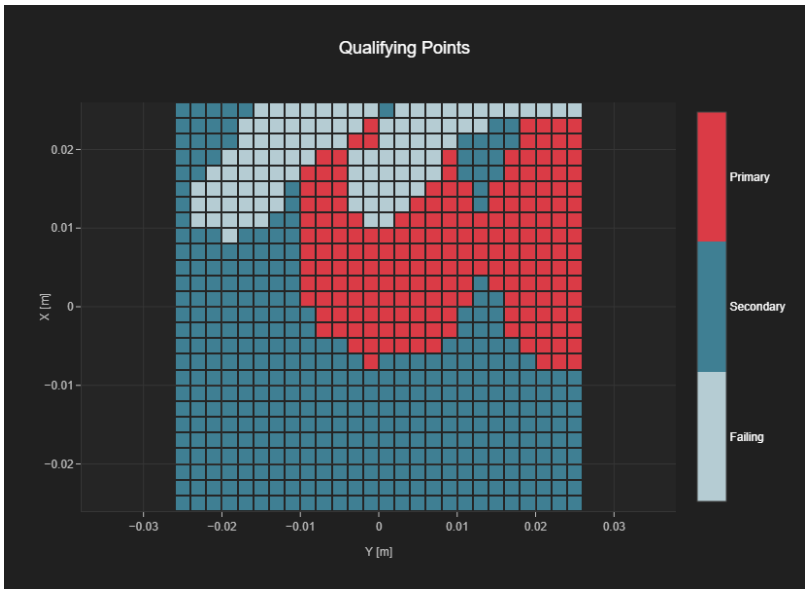

Plot No.10 T-Coil Signal Test Report

Measurement performed on January 23, 2024

Device Under Test

Dimensions [mm]	Speaker Position [mm]
152.0 x 72.0 x 9.0	151.0

Hardware Setup

Probe Name	Probe Calibration Date	DAE Name	DAE Calibration Date
AM1DV3 - 3104	March 16, 2023	DAE4ip Sn1823	July 31, 2023

Communication Systems

Band Name	Communication Systems Name	Channel	Frequency [MHz]
Band 25, E-UTRA/FDD	LTE-FDD (SC-FDMA, 1 RB, 20 MHz, QPSK)	26340	1880.0

Grid Settings

Extent X [mm]	Extent Y [mm]	Step X [mm]	Step Y [mm]	Distance [mm]
52.0	52.0	4.0	4.0	10.0

Results

Audio File	Measurement Duration [s]	Margin Upper Bound [dB]	Margin Lower Bound [dB]
48k_voice_300-3000_2s.wav	2.0	1.44	1.8

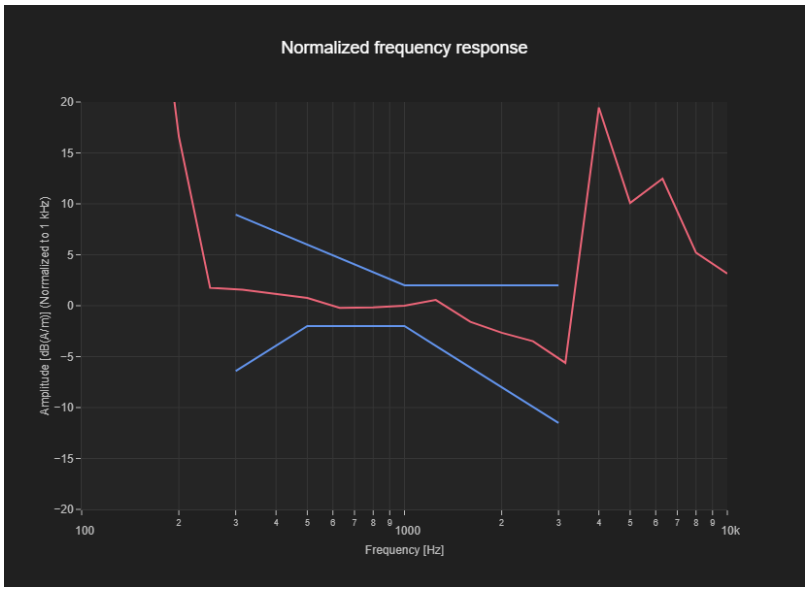

Plot No.10 T-Coil Coupling Mode Test Report

Results

Primary Group Contiguous Point Count	Secondary Group Point Count	Secondary Group Max Longitudinal	Secondary Group Max Transverse
122	540	26	26

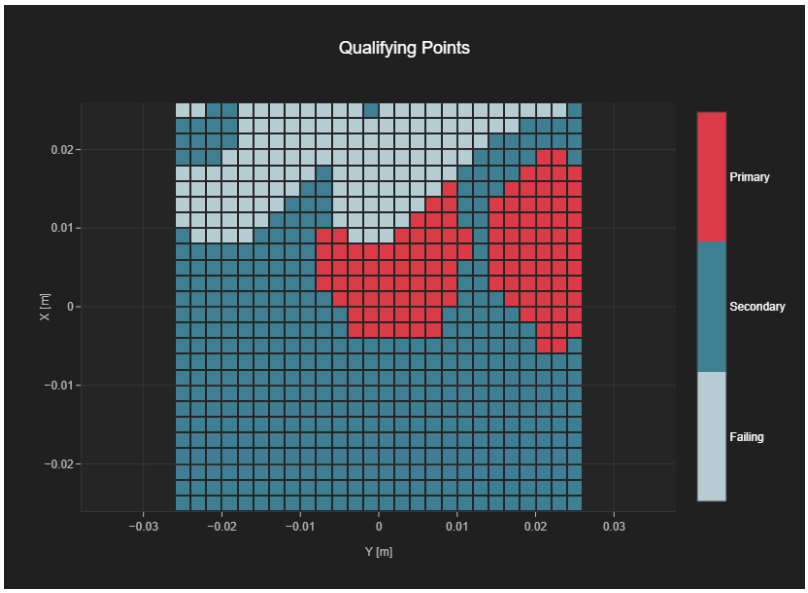

Plot No.11 T-Coil Signal Test Report

Measurement performed on January 23, 2024

Device Under Test

Dimensions [mm]	Speaker Position [mm]
152.0 x 72.0 x 9.0	151.0

Hardware Setup

Probe Name	Probe Calibration Date	DAE Name	DAE Calibration Date
AM1DV3 - 3104	March 16, 2023	DAE4ip Sn1823	July 31, 2023

Communication Systems

Band Name	Communication Systems Name	Channel	Frequency [MHz]
Band 26 E-UTRA/FDD	LTE-FDD (SC-FDMA, 1 RB, 15 MHz, QPSK)	26865	831.5

Grid Settings

Extent X [mm]	Extent Y [mm]	Step X [mm]	Step Y [mm]	Distance [mm]
52.0	52.0	4.0	4.0	10.0

Results

Audio File	Measurement Duration [s]	Margin Upper Bound [dB]	Margin Lower Bound [dB]
48k_voice_300-3000_2s.wav	2.0	0.63	2.0

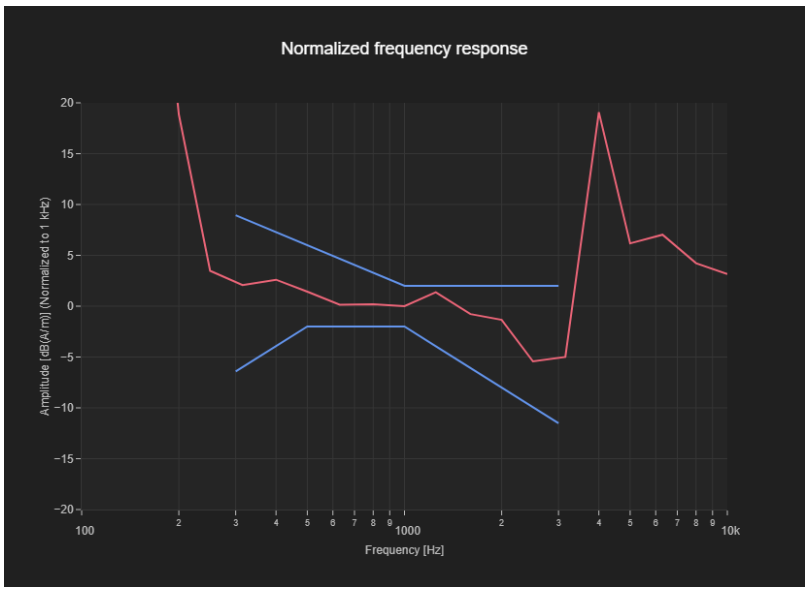

Plot No.11 T-Coil Coupling Mode Test Report

Results

Primary Group Contiguous Point Count	Secondary Group Point Count	Secondary Group Max Longitudinal	Secondary Group Max Transverse
191	549	24	26

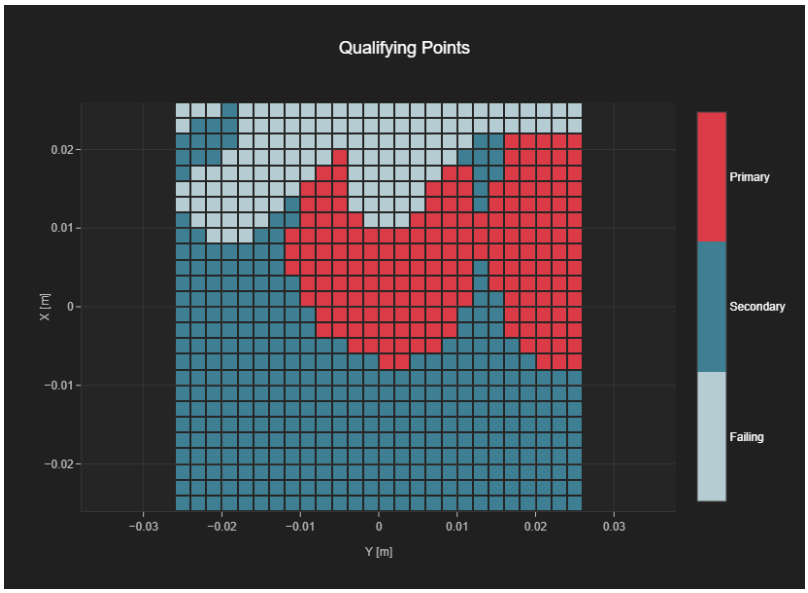

Plot No.12 T-Coil Signal Test Report

Measurement performed on January 23, 2024

Device Under Test

Dimensions [mm]	Speaker Position [mm]
152.0 x 72.0 x 9.0	151.0

Hardware Setup

Probe Name	Probe Calibration Date	DAE Name	DAE Calibration Date
AM1DV3 - 3104	March 16, 2023	DAE4ip Sn1823	July 31, 2023

Communication Systems

Band Name	Communication Systems Name	Channel	Frequency [MHz]
Band 30, E-UTRA/FDD	LTE-FDD (SC-FDMA, 1 RB, 10 MHz, QPSK)	27710	2310.0

Grid Settings

Extent X [mm]	Extent Y [mm]	Step X [mm]	Step Y [mm]	Distance [mm]
52.0	52.0	4.0	4.0	10.0

Results

Audio File	Measurement Duration [s]	Margin Upper Bound [dB]	Margin Lower Bound [dB]
48k_voice_300-3000_2s.wav	2.0	0.77	1.09

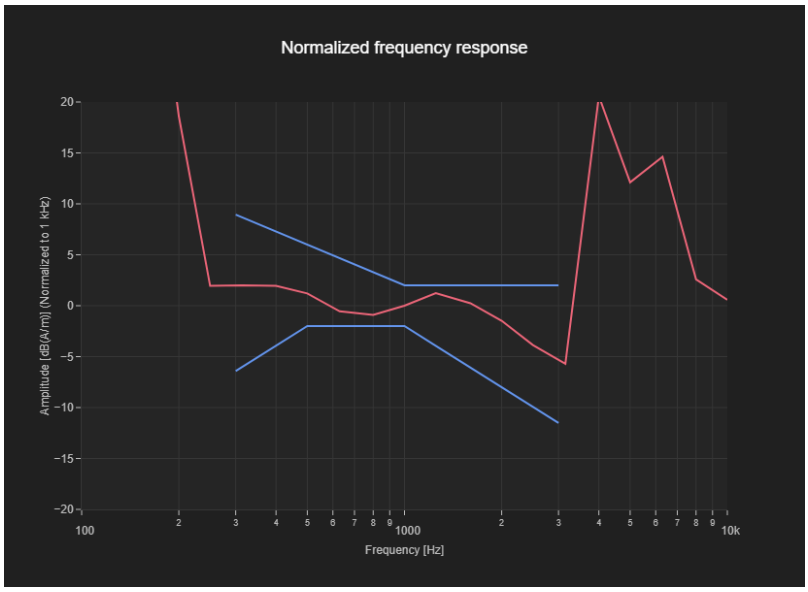

Plot No.12 T-Coil Coupling Mode Test Report

Results

Primary Group Contiguous Point Count	Secondary Group Point Count	Secondary Group Max Longitudinal	Secondary Group Max Transverse
107	559	25	26

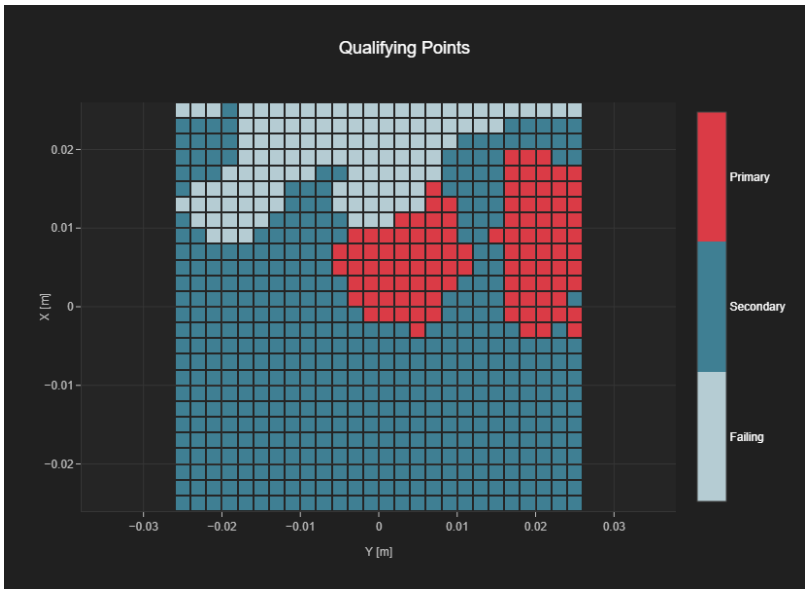

Plot No.13 T-Coil Signal Test Report

Measurement performed on January 24, 2024

Device Under Test

Dimensions [mm]	Speaker Position [mm]
152.0 x 72.0 x 9.0	151.0

Hardware Setup

Probe Name	Probe Calibration Date	DAE Name	DAE Calibration Date
AM1DV3 - 3104	March 16, 2023	DAE4ip Sn1823	July 31, 2023

Communication Systems

Band Name	Communication Systems Name	Channel	Frequency [MHz]
Band 41, E-UTRA/TDD	LTE-TDD (SC-FDMA, 1 RB, 20 MHz, QPSK)	40620	2593.0

Grid Settings

Extent X [mm]	Extent Y [mm]	Step X [mm]	Step Y [mm]	Distance [mm]
52.0	52.0	4.0	4.0	10.0

Results

Audio File	Measurement Duration [s]	Margin Upper Bound [dB]	Margin Lower Bound [dB]
48k_voice_300-3000_2s.wav	2.0	1.83	1.0

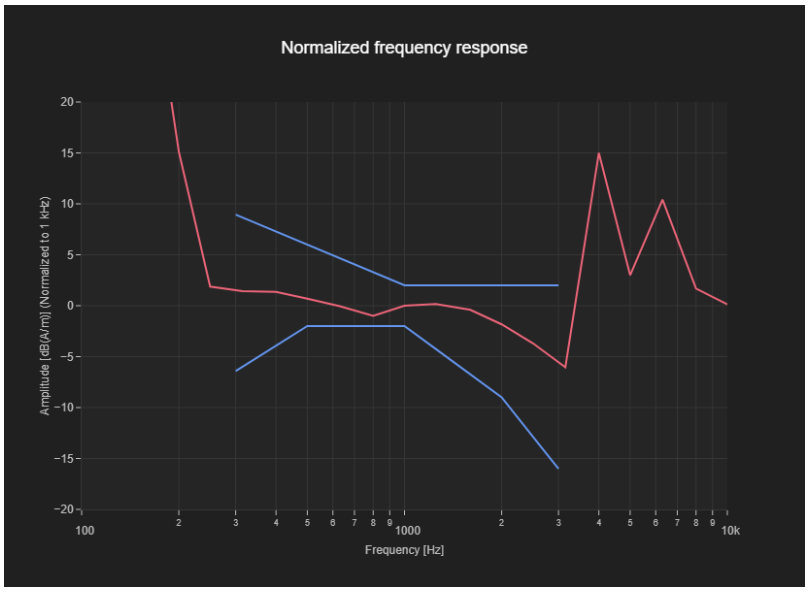

Plot No.13 T-Coil Coupling Mode Test Report

Results

Primary Group Contiguous Point Count	Secondary Group Point Count	Secondary Group Max Longitudinal	Secondary Group Max Transverse
105	500	24	26

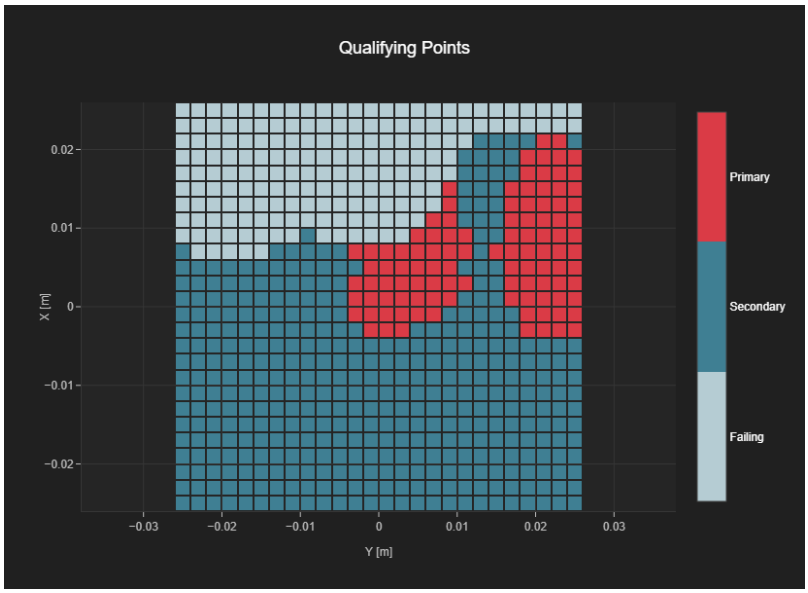

Plot No.14 T-Coil Signal Test Report

Measurement performed on January 31, 2024

Device Under Test

Dimensions [mm]	Speaker Position [mm]
152.0 x 72.0 x 9.0	151.0

Hardware Setup

Probe Name	Probe Calibration Date	DAE Name	DAE Calibration Date
AM1DV3 - 3104	March 16, 2023	DAE4ip Sn1823	July 31, 2023

Communication Systems

Band Name	Communication Systems Name	Channel	Frequency [MHz]
Band 48, E-UTRA/TDD	LTE-TDD (SC-FDMA, 1 RB, 20 MHz, QPSK)	55830	3609.0

Grid Settings

Extent X [mm]	Extent Y [mm]	Step X [mm]	Step Y [mm]	Distance [mm]
52.0	52.0	4.0	4.0	10.0

Results

Audio File	Measurement Duration [s]	Margin Upper Bound [dB]	Margin Lower Bound [dB]
48k_voice_300-3000_2s.wav	2.0	0.84	0.77

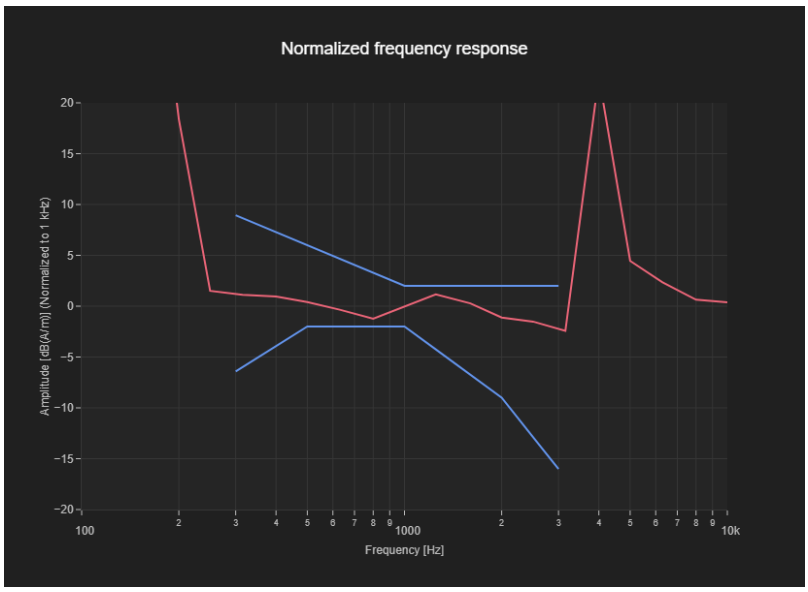

Plot No.14 T-Coil Coupling Mode Test Report

Results

Primary Group Contiguous Point Count	Secondary Group Point Count	Secondary Group Max Longitudinal	Secondary Group Max Transverse
164	553	26	26

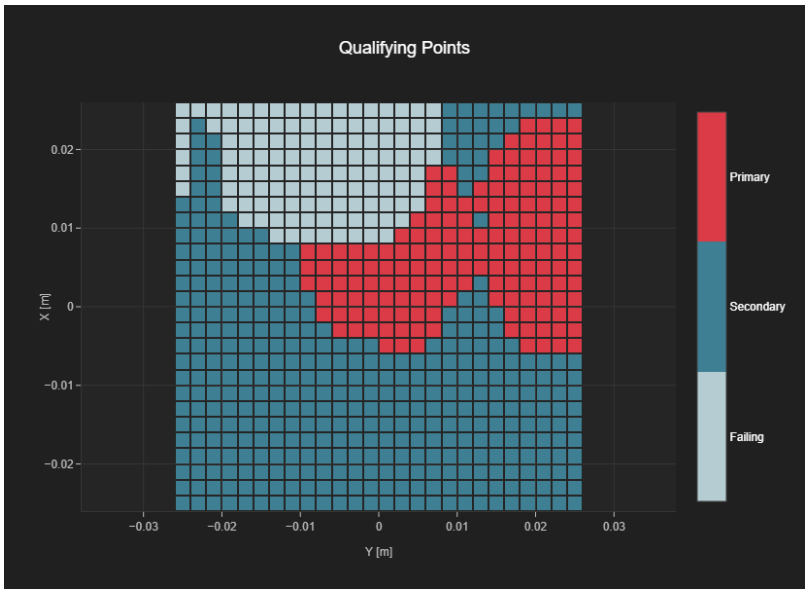

Plot No.15 T-Coil Signal Test Report

Measurement performed on January 23, 2024

Device Under Test

Dimensions [mm]	Speaker Position [mm]
152.0 x 72.0 x 9.0	151.0

Hardware Setup

Probe Name	Probe Calibration Date	DAE Name	DAE Calibration Date
AM1DV3 - 3104	March 16, 2023	DAE4ip Sn1823	July 31, 2023

Communication Systems

Band Name	Communication Systems Name	Channel	Frequency [MHz]
Band 66, E-UTRA/FDD	LTE-FDD (SC-FDMA, 1 RB, 20 MHz, QPSK)	132322	1745.0

Grid Settings

Extent X [mm]	Extent Y [mm]	Step X [mm]	Step Y [mm]	Distance [mm]
52.0	52.0	4.0	4.0	10.0

Results

Audio File	Measurement Duration [s]	Margin Upper Bound [dB]	Margin Lower Bound [dB]
48k_voice_300-3000_2s.wav	2.0	1.94	0.74

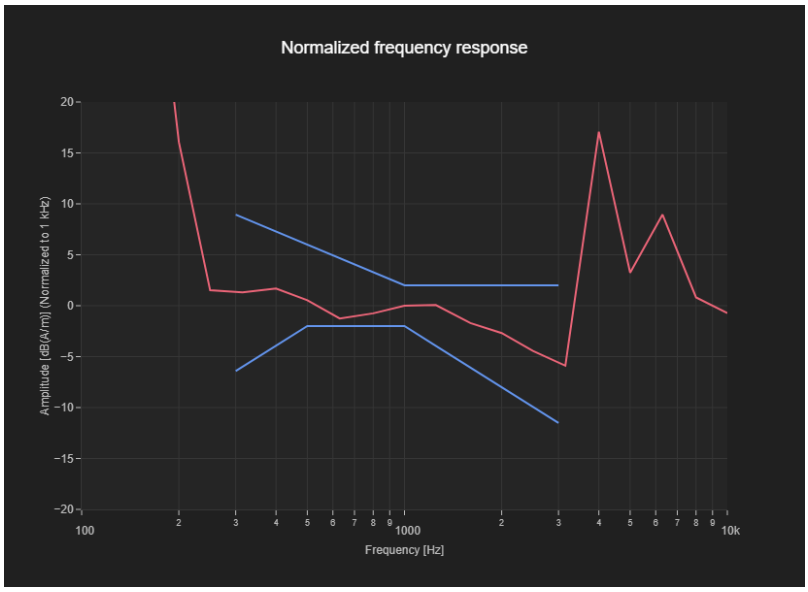

Plot No.15 T-Coil Coupling Mode Test Report

Results

Primary Group Contiguous Point Count	Secondary Group Point Count	Secondary Group Max Longitudinal	Secondary Group Max Transverse
104	575	25	26

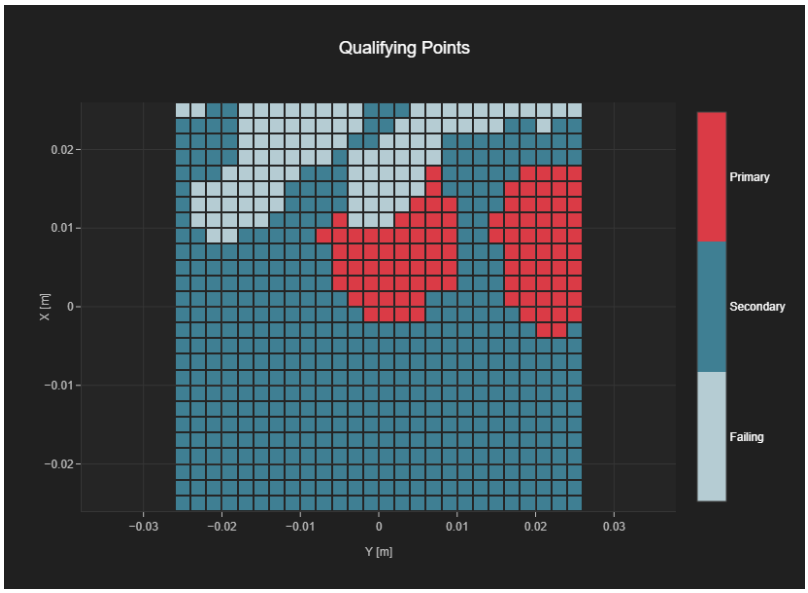

Plot No.16 T-Coil Signal Test Report

Measurement performed on January 23, 2024

Device Under Test

Dimensions [mm]	Speaker Position [mm]
152.0 x 72.0 x 9.0	151.0

Hardware Setup

Probe Name	Probe Calibration Date	DAE Name	DAE Calibration Date
AM1DV3 - 3104	March 16, 2023	DAE4ip Sn1823	July 31, 2023

Communication Systems

Band Name	Communication Systems Name	Channel	Frequency [MHz]
Band 71, E-UTRA/FDD	LTE-FDD (SC-FDMA, 1 RB, 20 MHz, QPSK)	133297	680.5

Grid Settings

Extent X [mm]	Extent Y [mm]	Step X [mm]	Step Y [mm]	Distance [mm]
52.0	52.0	4.0	4.0	10.0

Results

Audio File	Measurement Duration [s]	Margin Upper Bound [dB]	Margin Lower Bound [dB]
48k_voice_300-3000_2s.wav	2.0	1.15	1.25

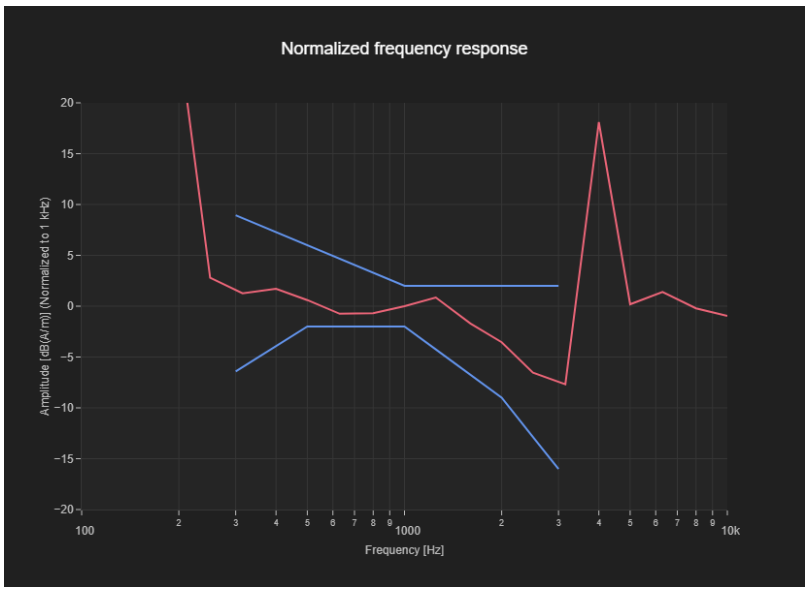

Plot No.16 T-Coil Coupling Mode Test Report

Results

Primary Group Contiguous Point Count	Secondary Group Point Count	Secondary Group Max Longitudinal	Secondary Group Max Transverse
188	554	25	26

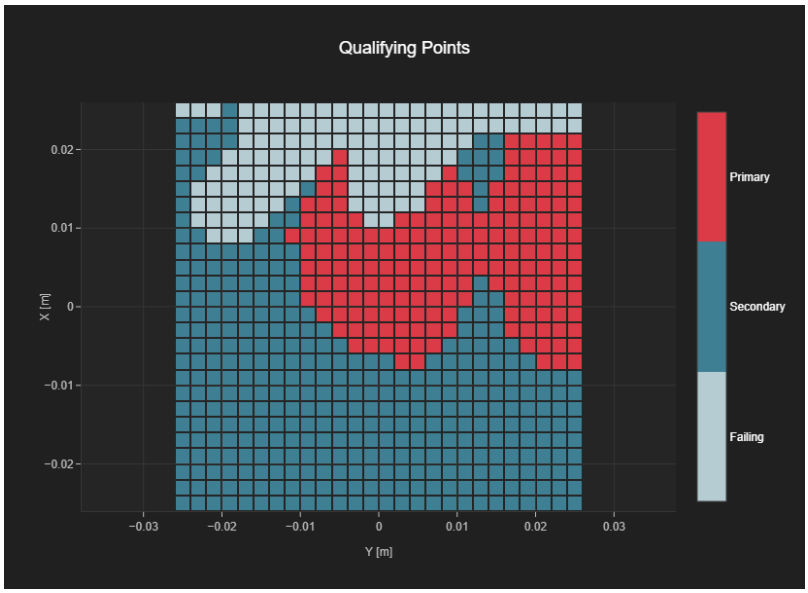

Plot No.17 T-Coil Signal Test Report

Measurement performed on January 20, 2024

Device Under Test

Dimensions [mm]	Speaker Position [mm]
152.0 x 72.0 x 9.0	151.0

Hardware Setup

Probe Name	Probe Calibration Date	DAE Name	DAE Calibration Date
AM1DV3 - 3104	March 16, 2023	DAE4ip Sn1823	July 31, 2023

Communication Systems

Band Name	Communication Systems Name	Channel	Frequency [MHz]
Band n7	5G NR (DFT-s-OFDM, 1 RB, 50 MHz, QPSK, 15 kHz)	507000	2535.0

Grid Settings

Extent X [mm]	Extent Y [mm]	Step X [mm]	Step Y [mm]	Distance [mm]
52.0	52.0	4.0	4.0	10.0

Results

Audio File	Measurement Duration [s]	Margin Upper Bound [dB]	Margin Lower Bound [dB]
48k_voice_300-3000_2s.wav	2.0	1.14	1.2

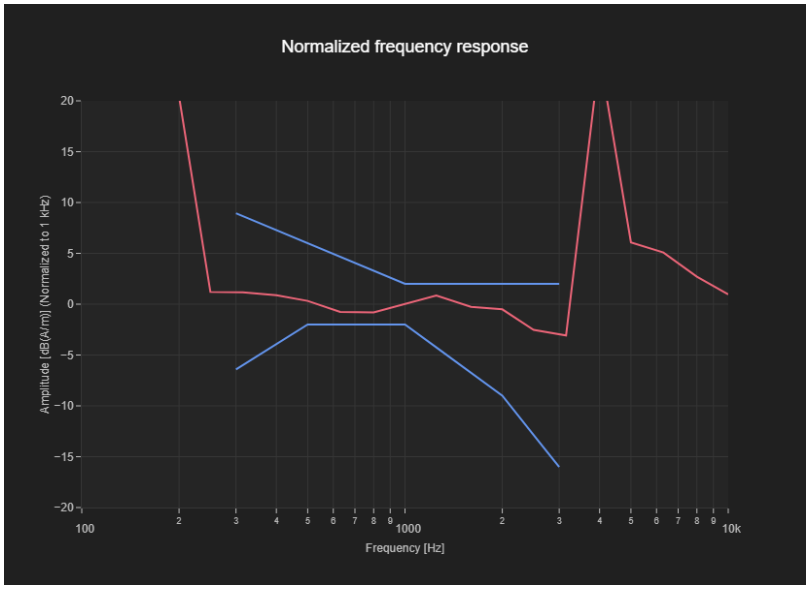

Plot No.17 T-Coil Coupling Mode Test Report

Results

Primary Group Contiguous Point Count	Secondary Group Point Count	Secondary Group Max Longitudinal	Secondary Group Max Transverse
122	525	25	26

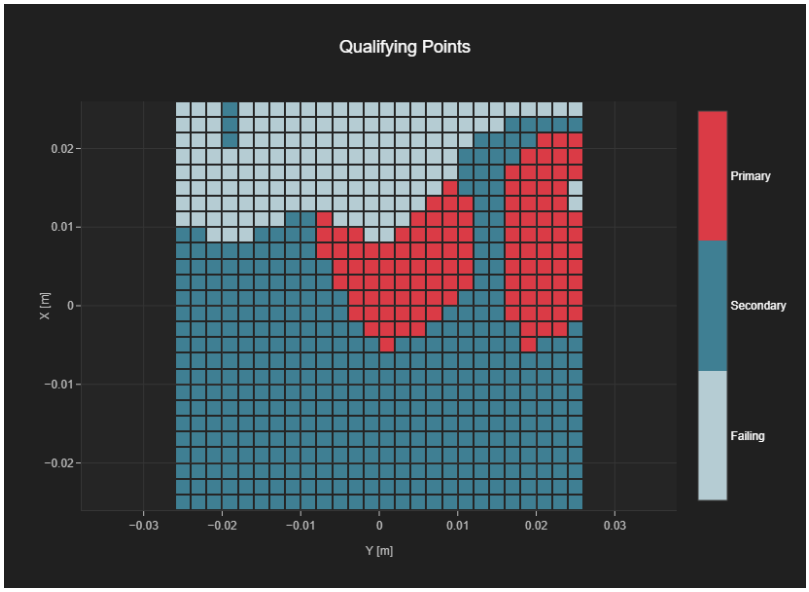

Plot No.18 T-Coil Signal Test Report

Measurement performed on January 20, 2024

Device Under Test

Dimensions [mm]	Speaker Position [mm]
152.0 x 72.0 x 9.0	151.0

Hardware Setup

Probe Name	Probe Calibration Date	DAE Name	DAE Calibration Date
AM1DV3 - 3104	March 16, 2023	DAE4ip Sn1823	July 31, 2023

Communication Systems

Band Name	Communication Systems Name	Channel	Frequency [MHz]
Band n12	5G NR (DFT-s-OFDM, 1 RB, 15 MHz, QPSK, 15 kHz)	141500	707.5

Grid Settings

Extent X [mm]	Extent Y [mm]	Step X [mm]	Step Y [mm]	Distance [mm]
52.0	52.0	4.0	4.0	10.0

Results

Audio File	Measurement Duration [s]	Margin Upper Bound [dB]	Margin Lower Bound [dB]
48k_voice_300-3000_2s.wav	2.0	1.67	1.13

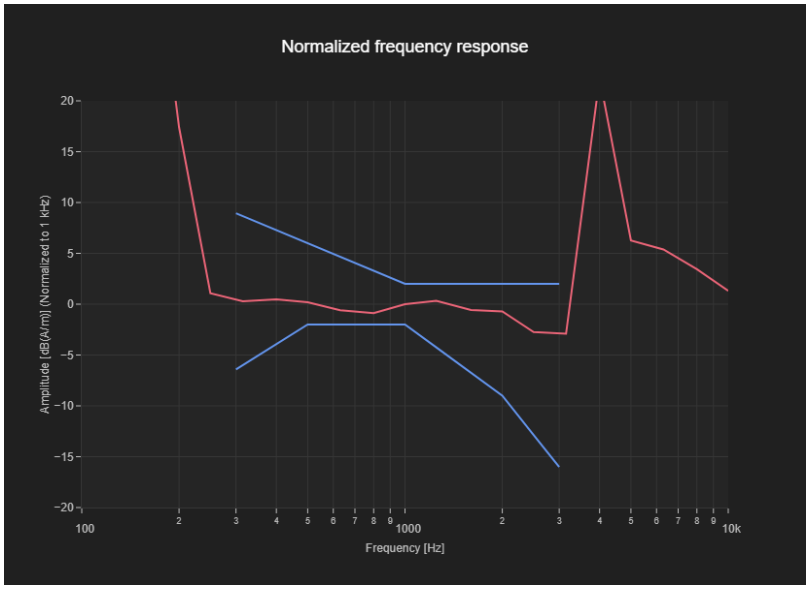

Plot No.18 T-Coil Coupling Mode Test Report

Results

Primary Group Contiguous Point Count	Secondary Group Point Count	Secondary Group Max Longitudinal	Secondary Group Max Transverse
138	548	25	26

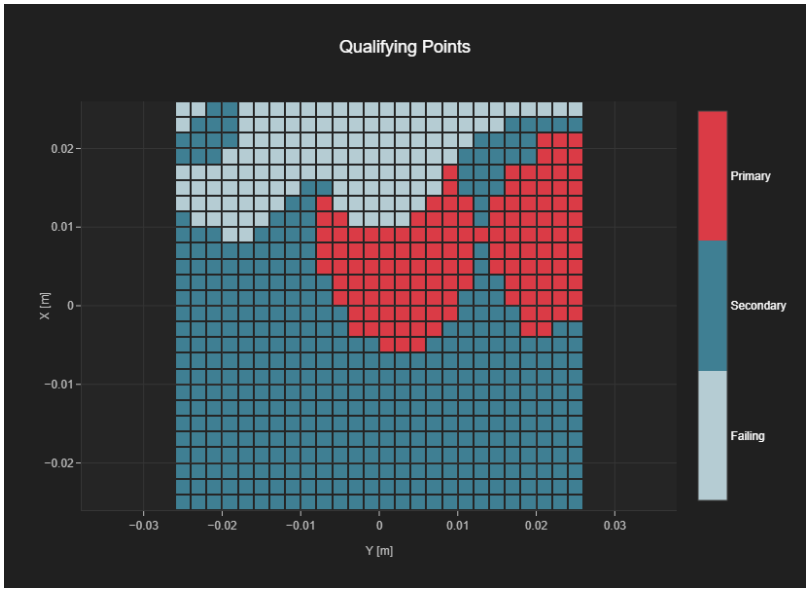

Plot No.19 T-Coil Signal Test Report

Measurement performed on February 17, 2024

Device Under Test

Dimensions [mm]	Speaker Position [mm]
152.0 x 72.0 x 9.0	151.0

Hardware Setup

Probe Name	Probe Calibration Date	DAE Name	DAE Calibration Date
AM1DV3 - 3130	August 21, 2023	DAE3 Sn577	September 14, 2023

Communication Systems

Band Name	Communication Systems Name	Channel	Frequency [MHz]
Band n14	5G NR (DFT-s-OFDM, 1 RB, 10 MHz, QPSK, 15 kHz)	158600	793.0

Grid Settings

Extent X [mm]	Extent Y [mm]	Step X [mm]	Step Y [mm]	Distance [mm]
52.0	52.0	4.0	4.0	10.0

Results

Audio File	Measurement Duration [s]	Margin Upper Bound [dB]	Margin Lower Bound [dB]
48k_voice_300-3000_2s.wav	2.0	1.46	1.72

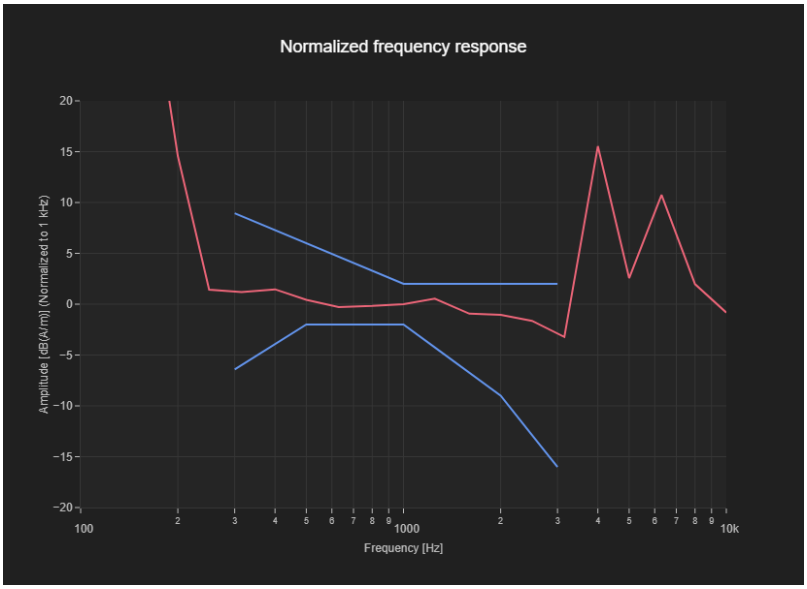

Plot No.19 T-Coil Coupling Mode Test Report

Results

Primary Group Contiguous Point Count	Secondary Group Point Count	Secondary Group Max Longitudinal	Secondary Group Max Transverse
144	567	26	26

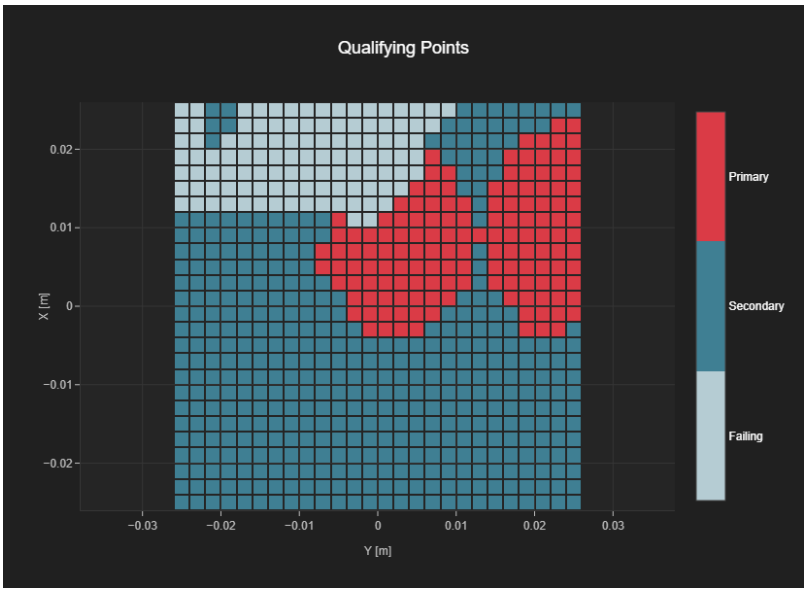

Plot No.20 T-Coil Signal Test Report

Measurement performed on January 20, 2024

Device Under Test

Dimensions [mm]	Speaker Position [mm]
152.0 x 72.0 x 9.0	151.0

Hardware Setup

Probe Name	Probe Calibration Date	DAE Name	DAE Calibration Date
AM1DV3 - 3104	March 16, 2023	DAE4ip Sn1823	July 31, 2023

Communication Systems

Band Name	Communication Systems Name	Channel	Frequency [MHz]
Band n25	5G NR (DFT-s-OFDM, 1 RB, 40 MHz, QPSK, 15 kHz)	376500	1882.5

Grid Settings

Extent X [mm]	Extent Y [mm]	Step X [mm]	Step Y [mm]	Distance [mm]
52.0	52.0	4.0	4.0	10.0

Results

Audio File	Measurement Duration [s]	Margin Upper Bound [dB]	Margin Lower Bound [dB]
48k_voice_300-3000_2s.wav	2.0	1.03	1.11

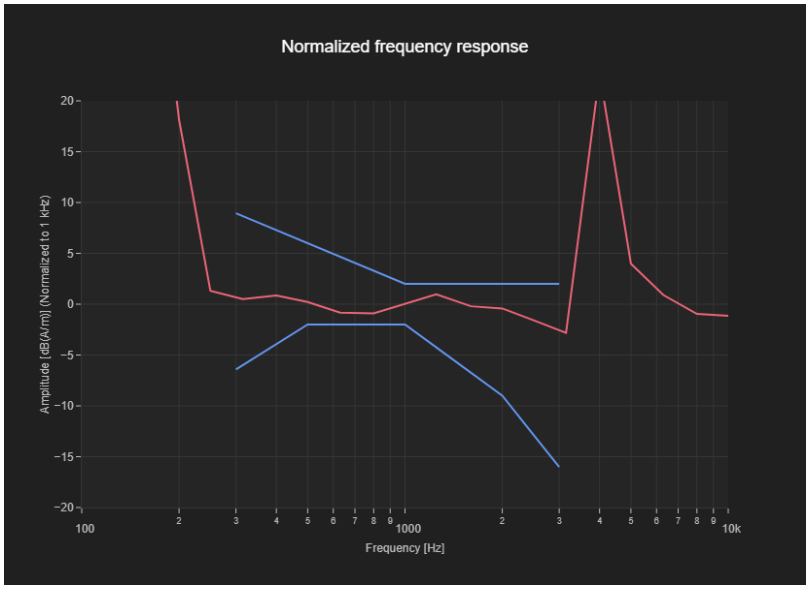

Plot No.20 T-Coil Coupling Mode Test Report

Results

Primary Group Contiguous Point Count	Secondary Group Point Count	Secondary Group Max Longitudinal	Secondary Group Max Transverse
122	530	25	26

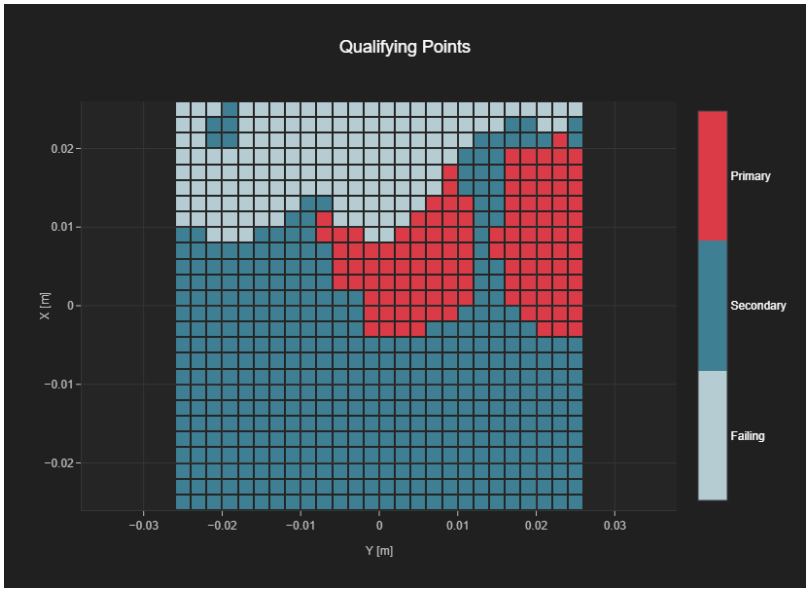

Plot No.21 T-Coil Signal Test Report

Measurement performed on January 20, 2024

Device Under Test

Dimensions [mm]	Speaker Position [mm]
152.0 x 72.0 x 9.0	151.0

Hardware Setup

Probe Name	Probe Calibration Date	DAE Name	DAE Calibration Date
AM1DV3 - 3104	March 16, 2023	DAE4ip Sn1823	July 31, 2023

Communication Systems

Band Name	Communication Systems Name	Channel	Frequency [MHz]
Band n26	5G NR (DFT-s-OFDM, 1 RB, 20 MHz, QPSK, 15 kHz)	166300	831.5

Grid Settings

Extent X [mm]	Extent Y [mm]	Step X [mm]	Step Y [mm]	Distance [mm]
52.0	52.0	4.0	4.0	10.0

Results

Audio File	Measurement Duration [s]	Margin Upper Bound [dB]	Margin Lower Bound [dB]
48k_voice_300-3000_2s.wav	2.0	1.19	0.56

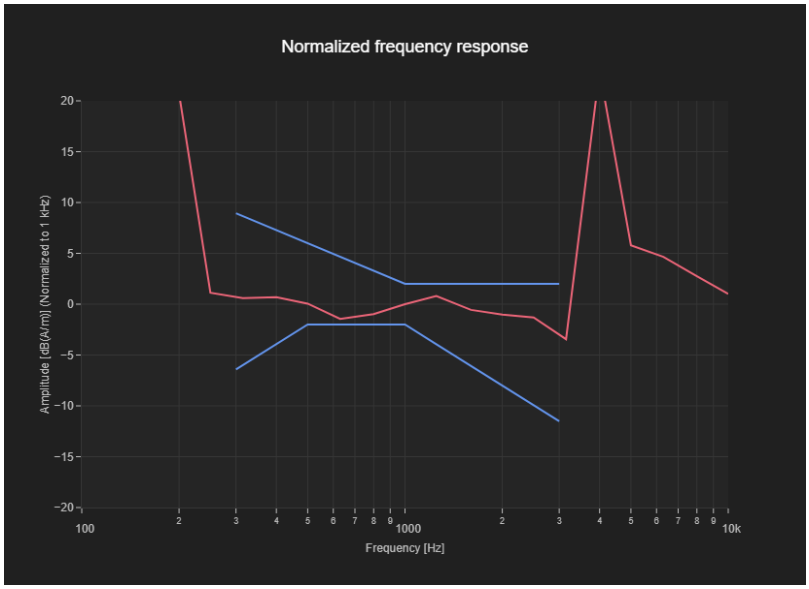

Plot No.21 T-Coil Coupling Mode Test Report

Results

Primary Group Contiguous Point Count	Secondary Group Point Count	Secondary Group Max Longitudinal	Secondary Group Max Transverse
127	543	25	26

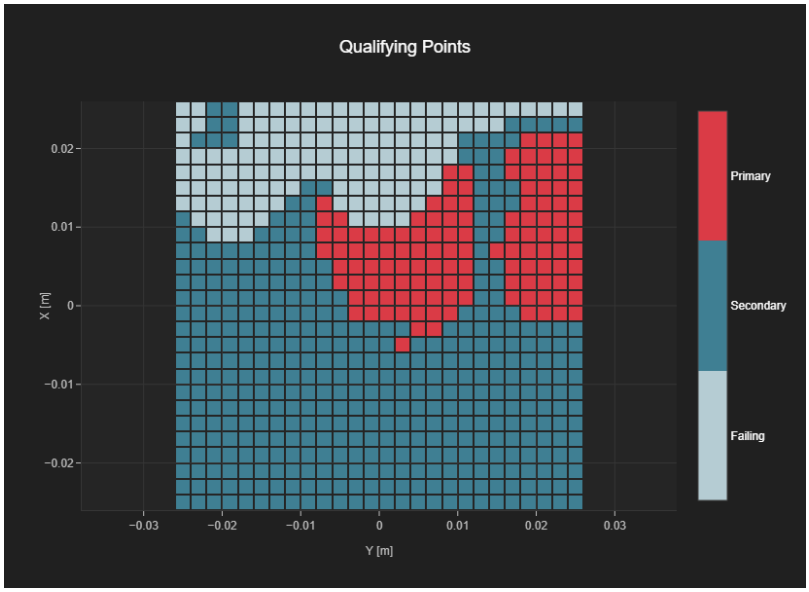

Plot No.22 T-Coil Signal Test Report

Measurement performed on January 20, 2024

Device Under Test

Dimensions [mm]	Speaker Position [mm]
152.0 x 72.0 x 9.0	151.0

Hardware Setup

Probe Name	Probe Calibration Date	DAE Name	DAE Calibration Date
AM1DV3 - 3104	March 16, 2023	DAE4ip Sn1823	July 31, 2023

Communication Systems

Band Name	Communication Systems Name	Channel	Frequency [MHz]
Band n30	5G NR (DFT-s-OFDM, 1 RB, 10 MHz, QPSK, 15 kHz)	462000	2310.0

Grid Settings

Extent X [mm]	Extent Y [mm]	Step X [mm]	Step Y [mm]	Distance [mm]
52.0	52.0	4.0	4.0	10.0

Results

Audio File	Measurement Duration [s]	Margin Upper Bound [dB]	Margin Lower Bound [dB]
48k_voice_300-3000_2s.wav	2.0	1.65	0.66

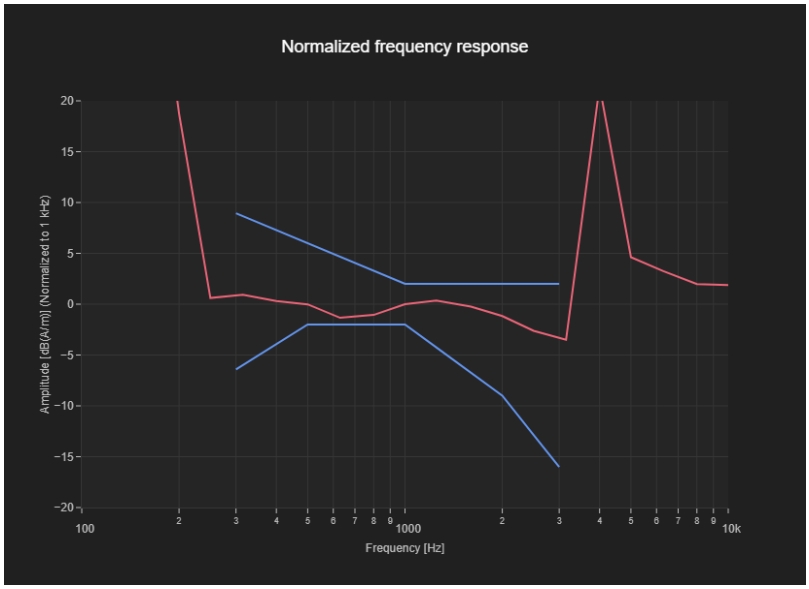

Plot No.22 T-Coil Coupling Mode Test Report

Results

Primary Group Contiguous Point Count	Secondary Group Point Count	Secondary Group Max Longitudinal	Secondary Group Max Transverse
132	530	25	26

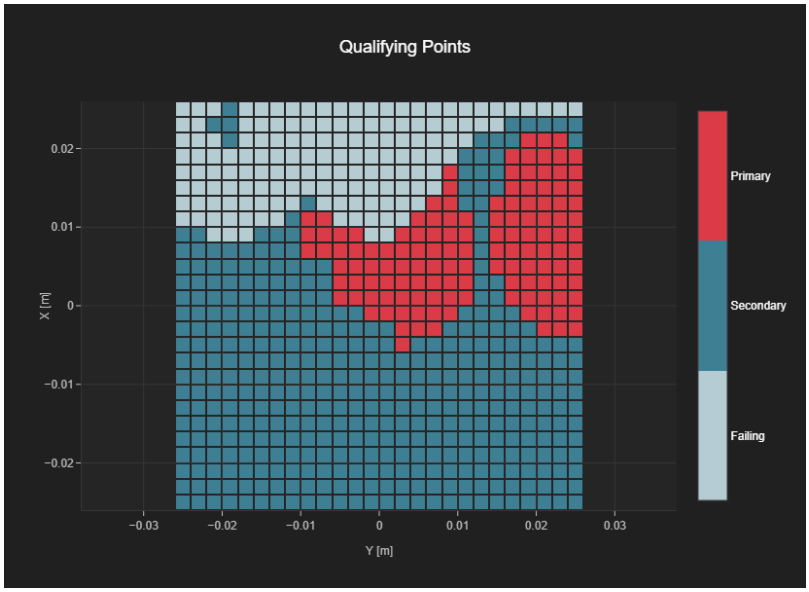

Plot No.23 T-Coil Signal Test Report

Measurement performed on January 20, 2024

Device Under Test

Dimensions [mm]	Speaker Position [mm]
152.0 x 72.0 x 9.0	151.0

Hardware Setup

Probe Name	Probe Calibration Date	DAE Name	DAE Calibration Date
AM1DV3 - 3104	March 16, 2023	DAE4ip Sn1823	July 31, 2023

Communication Systems

Band Name	Communication Systems Name	Channel	Frequency [MHz]
Band n41	5G NR (DFT-s-OFDM, 1 RB, 100 MHz, QPSK, 30 kHz)	518598	2592.99

Grid Settings

Extent X [mm]	Extent Y [mm]	Step X [mm]	Step Y [mm]	Distance [mm]
52.0	52.0	4.0	4.0	10.0

Results

Audio File	Measurement Duration [s]	Margin Upper Bound [dB]	Margin Lower Bound [dB]
48k_voice_300-3000_2s.wav	2.0	1.56	1.51

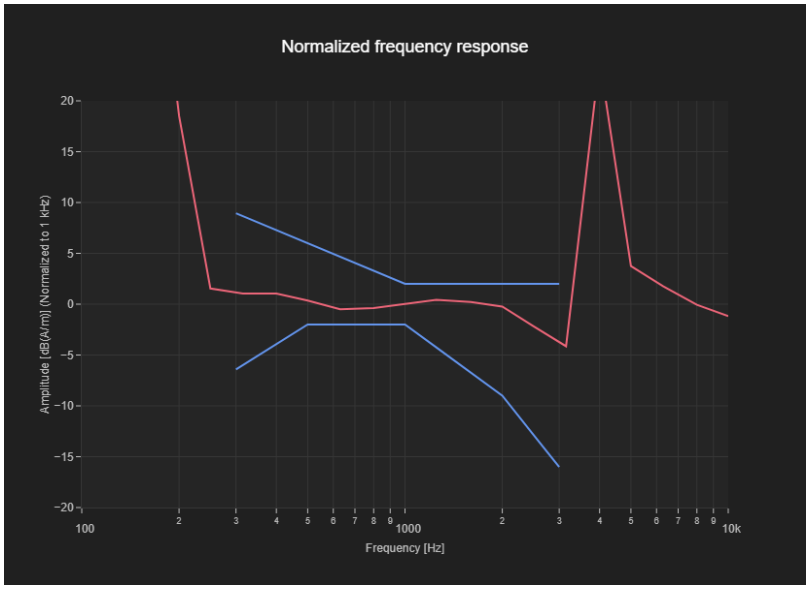

Plot No.23 T-Coil Coupling Mode Test Report

Results

Primary Group Contiguous Point Count	Secondary Group Point Count	Secondary Group Max Longitudinal	Secondary Group Max Transverse
104	464	25	26

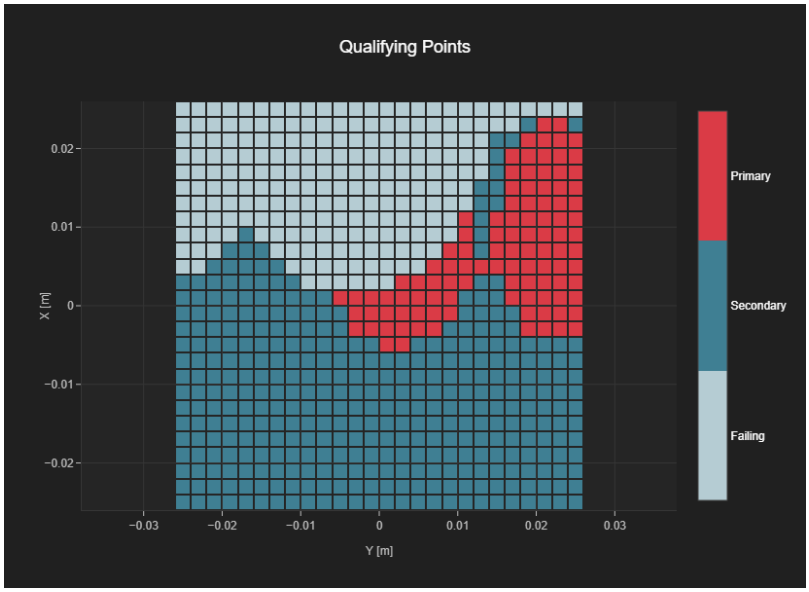

Plot No.24 T-Coil Signal Test Report

Measurement performed on February 03, 2024

Device Under Test

Dimensions [mm]	Speaker Position [mm]
152.0 x 72.0 x 9.0	151.0

Hardware Setup

Probe Name	Probe Calibration Date	DAE Name	DAE Calibration Date
AM1DV3 - 3130	August 21, 2023	DAE3 Sn577	September 14, 2023

Communication Systems

Band Name	Communication Systems Name	Channel	Frequency [MHz]
Band n41	5G NR (DFT-s-OFDM, 1 RB, 100 MHz, QPSK, 30 kHz)	518598	2592.99

Grid Settings

Extent X [mm]	Extent Y [mm]	Step X [mm]	Step Y [mm]	Distance [mm]
52.0	52.0	4.0	4.0	10.0

Results

Audio File	Measurement Duration [s]	Margin Upper Bound [dB]	Margin Lower Bound [dB]
48k_voice_300-3000_2s.wav	2.0	1.34	1.39

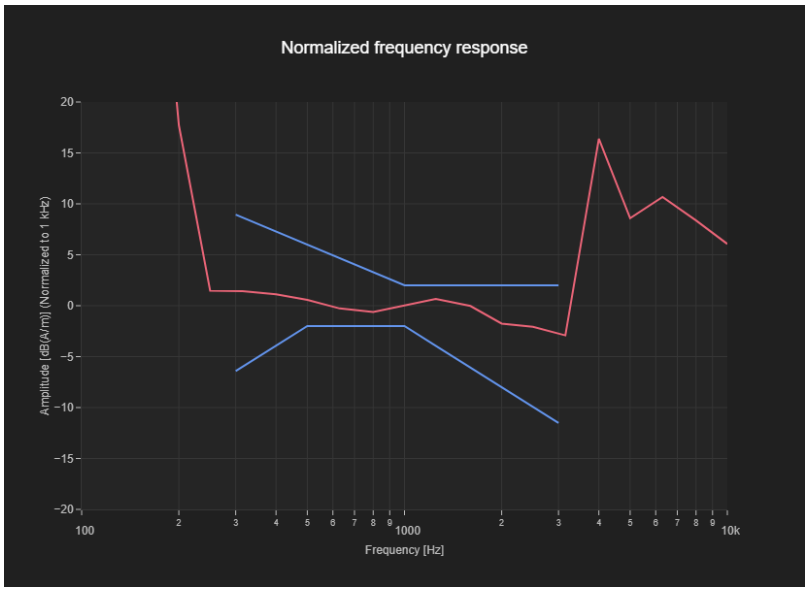

Plot No.24 T-Coil Coupling Mode Test Report

Results

Primary Group Contiguous Point Count	Secondary Group Point Count	Secondary Group Max Longitudinal	Secondary Group Max Transverse
118	459	26	26

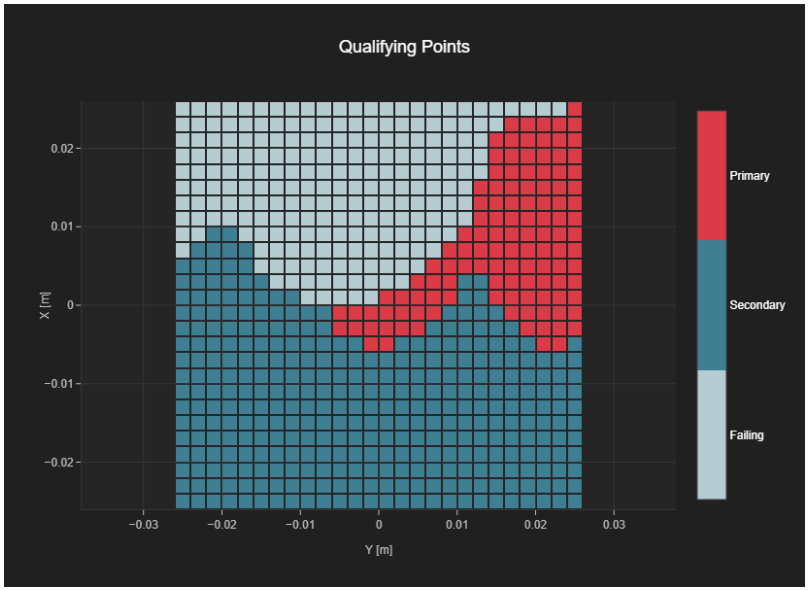

Plot No.25 T-Coil Signal Test Report

Measurement performed on January 20, 2024

Device Under Test

Dimensions [mm]	Speaker Position [mm]
152.0 x 72.0 x 9.0	151.0

Hardware Setup

Probe Name	Probe Calibration Date	DAE Name	DAE Calibration Date
AM1DV3 - 3104	March 16, 2023	DAE4ip Sn1823	July 31, 2023

Communication Systems

Band Name	Communication Systems Name	Channel	Frequency [MHz]
Band n48	5G NR (DFT-s-OFDM, 1 RB, 40 MHz, QPSK, 30 kHz)	641666	3624.985

Grid Settings

Extent X [mm]	Extent Y [mm]	Step X [mm]	Step Y [mm]	Distance [mm]
52.0	52.0	4.0	4.0	10.0

Results

Audio File	Measurement Duration [s]	Margin Upper Bound [dB]	Margin Lower Bound [dB]
48k_voice_300-3000_2s.wav	2.0	0.43	0.8

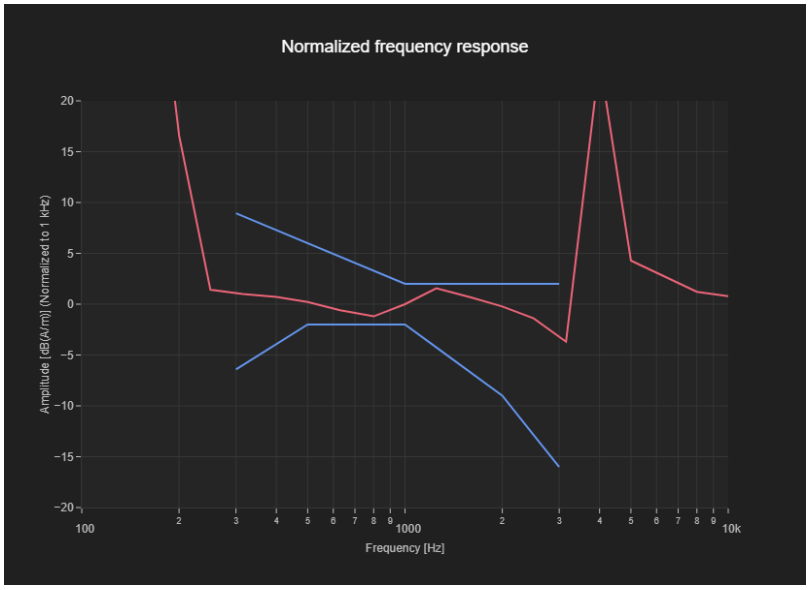

Plot No.25 T-Coil Coupling Mode Test Report

Results

Primary Group Contiguous Point Count	Secondary Group Point Count	Secondary Group Max Longitudinal	Secondary Group Max Transverse
116	512	26	26

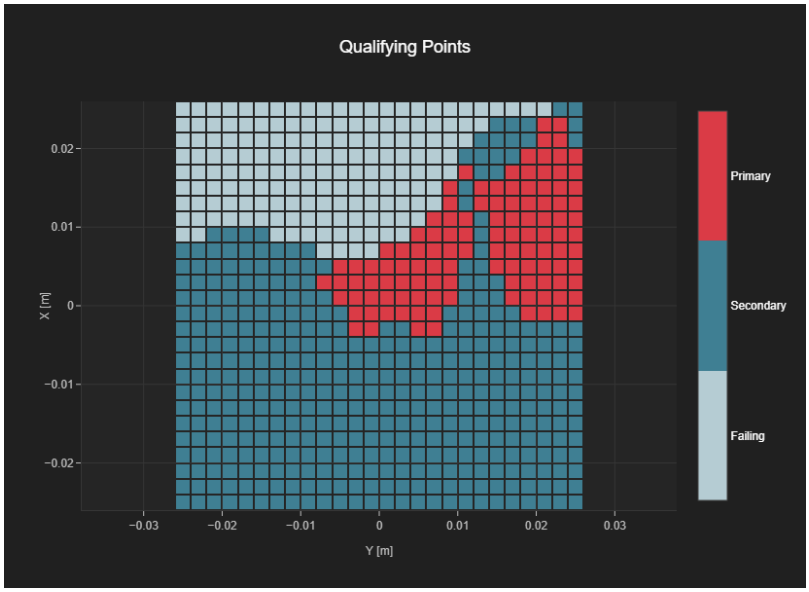

Plot No.26 T-Coil Signal Test Report

Measurement performed on January 20, 2024

Device Under Test

Dimensions [mm]	Speaker Position [mm]
152.0 x 72.0 x 9.0	151.0

Hardware Setup

Probe Name	Probe Calibration Date	DAE Name	DAE Calibration Date
AM1DV3 - 3104	March 16, 2023	DAE4ip Sn1823	July 31, 2023

Communication Systems

Band Name	Communication Systems Name	Channel	Frequency [MHz]
Band n66	5G NR (DFT-s-OFDM, 1 RB, 40 MHz, QPSK, 15 kHz)	349000	1745.0

Grid Settings

Extent X [mm]	Extent Y [mm]	Step X [mm]	Step Y [mm]	Distance [mm]
52.0	52.0	4.0	4.0	10.0

Results

Audio File	Measurement Duration [s]	Margin Upper Bound [dB]	Margin Lower Bound [dB]
48k_voice_300-3000_2s.wav	2.0	1.64	0.69

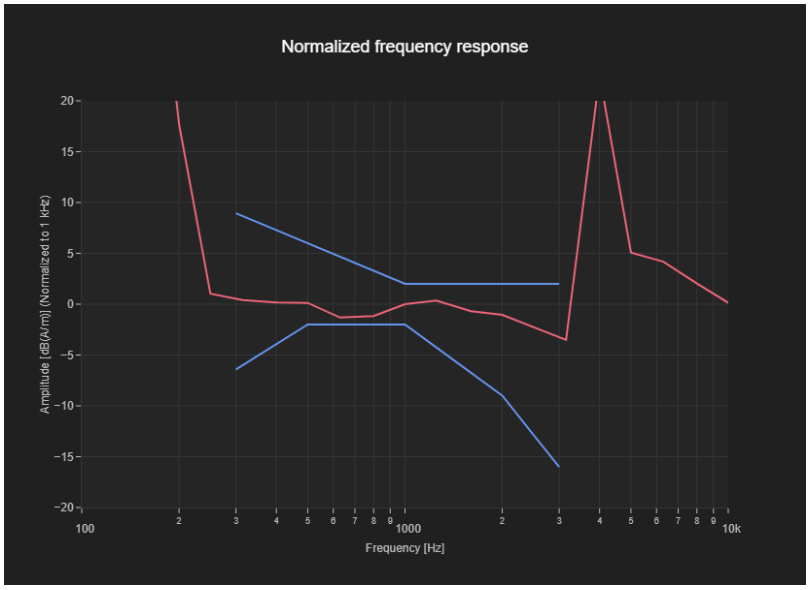

Plot No.26 T-Coil Coupling Mode Test Report

Results

Primary Group Contiguous Point Count	Secondary Group Point Count	Secondary Group Max Longitudinal	Secondary Group Max Transverse
132	544	25	26

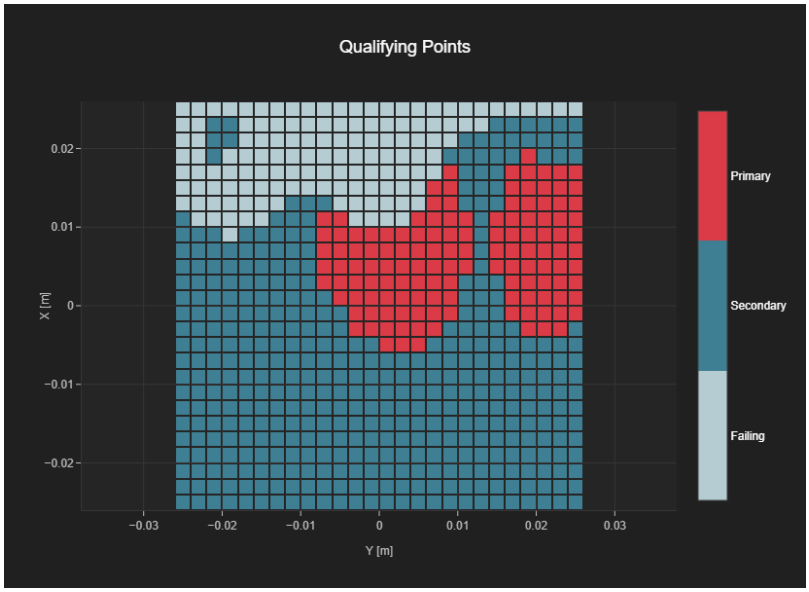

Plot No.27 T-Coil Signal Test Report

Measurement performed on January 20, 2024

Device Under Test

Dimensions [mm]	Speaker Position [mm]
152.0 x 72.0 x 9.0	151.0

Hardware Setup

Probe Name	Probe Calibration Date	DAE Name	DAE Calibration Date
AM1DV3 - 3104	March 16, 2023	DAE4ip Sn1823	July 31, 2023

Communication Systems

Band Name	Communication Systems Name	Channel	Frequency [MHz]
Band n70	5G NR (DFT-s-OFDM, 1 RB, 15 MHz, QPSK, 15 kHz)	340500	1702.5

Grid Settings

Extent X [mm]	Extent Y [mm]	Step X [mm]	Step Y [mm]	Distance [mm]
52.0	52.0	4.0	4.0	10.0

Results

Audio File	Measurement Duration [s]	Margin Upper Bound [dB]	Margin Lower Bound [dB]
48k_voice_300-3000_2s.wav	2.0	1.73	0.65

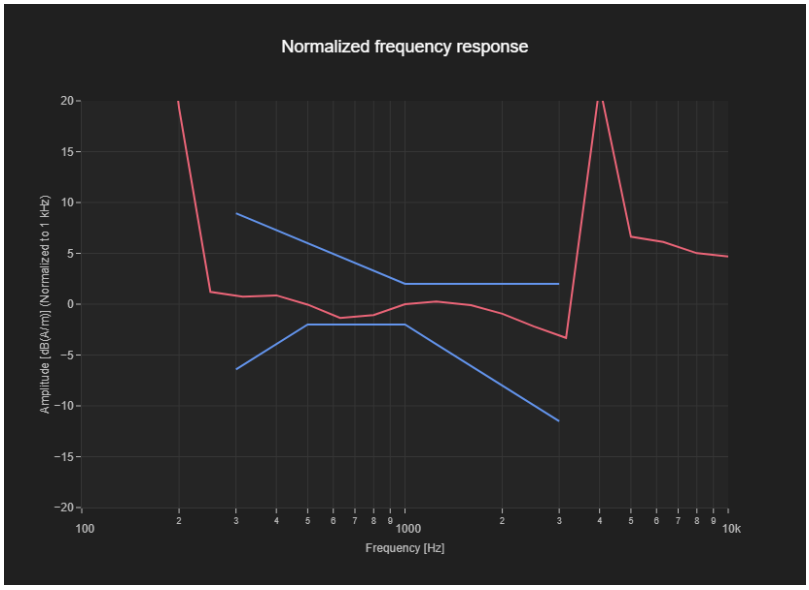

Plot No.27 T-Coil Coupling Mode Test Report

Results

Primary Group Contiguous Point Count	Secondary Group Point Count	Secondary Group Max Longitudinal	Secondary Group Max Transverse
142	566	26	26

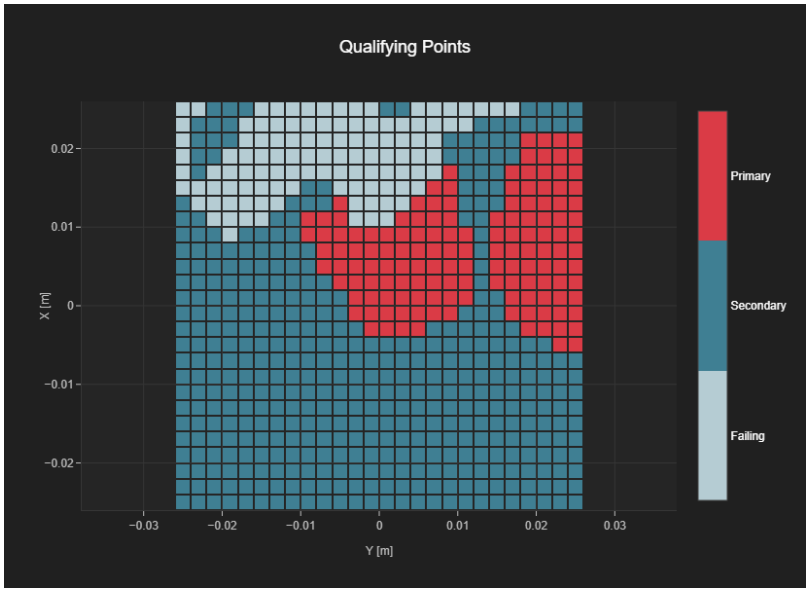

Plot No.28 T-Coil Signal Test Report

Measurement performed on January 20, 2024

Device Under Test

Dimensions [mm]	Speaker Position [mm]
152.0 x 72.0 x 9.0	151.0

Hardware Setup

Probe Name	Probe Calibration Date	DAE Name	DAE Calibration Date
AM1DV3 - 3104	March 16, 2023	DAE4ip Sn1823	July 31, 2023

Communication Systems

Band Name	Communication Systems Name	Channel	Frequency [MHz]
Band n71	5G NR (DFT-s-OFDM, 1 RB, 20 MHz, QPSK, 15 kHz)	136100	680.5

Grid Settings

Extent X [mm]	Extent Y [mm]	Step X [mm]	Step Y [mm]	Distance [mm]
52.0	52.0	4.0	4.0	10.0

Results

Audio File	Measurement Duration [s]	Margin Upper Bound [dB]	Margin Lower Bound [dB]
48k_voice_300-3000_2s.wav	2.0	0.68	1.08

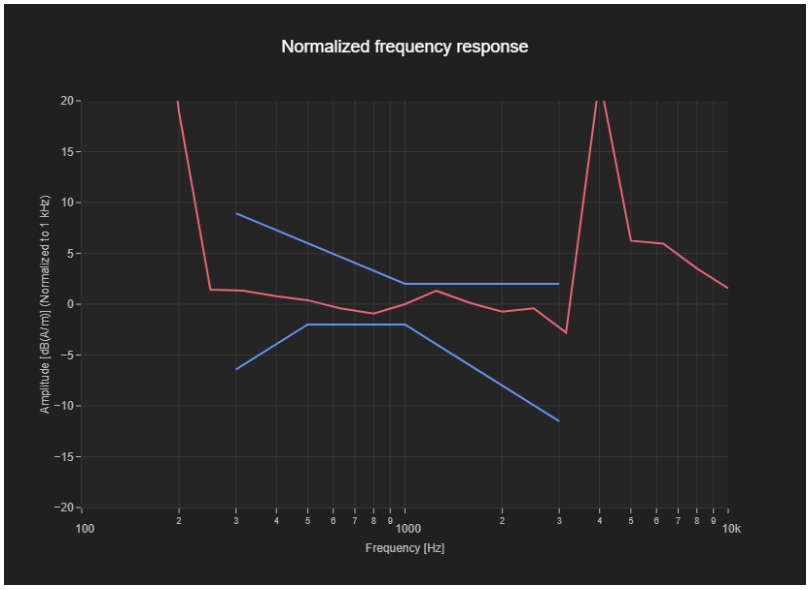

Plot No.28 T-Coil Coupling Mode Test Report

Results

Primary Group Contiguous Point Count	Secondary Group Point Count	Secondary Group Max Longitudinal	Secondary Group Max Transverse
139	541	25	26

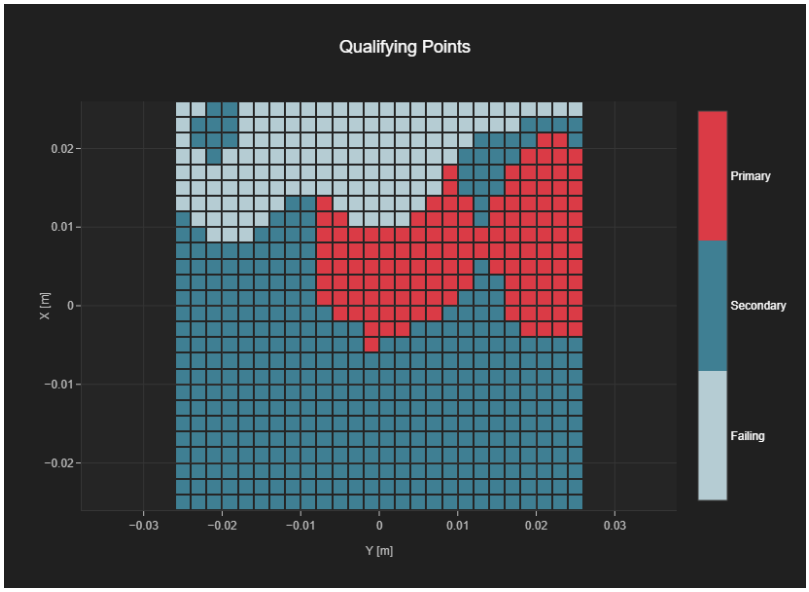

Plot No.29 T-Coil Signal Test Report

Measurement performed on January 20, 2024

Device Under Test

Dimensions [mm]	Speaker Position [mm]
152.0 x 72.0 x 9.0	151.0

Hardware Setup

Probe Name	Probe Calibration Date	DAE Name	DAE Calibration Date
AM1DV3 - 3104	March 16, 2023	DAE4ip Sn1823	July 31, 2023

Communication Systems

Band Name	Communication Systems Name	Channel	Frequency [MHz]
Band n77	5G NR (DFT-s-OFDM, 1 RB, 100 MHz, QPSK, 30 kHz)	656000	3840.0

Grid Settings

Extent X [mm]	Extent Y [mm]	Step X [mm]	Step Y [mm]	Distance [mm]
52.0	52.0	4.0	4.0	10.0

Results

Audio File	Measurement Duration [s]	Margin Upper Bound [dB]	Margin Lower Bound [dB]
48k_voice_300-3000_2s.wav	2.0	1.01	1.39

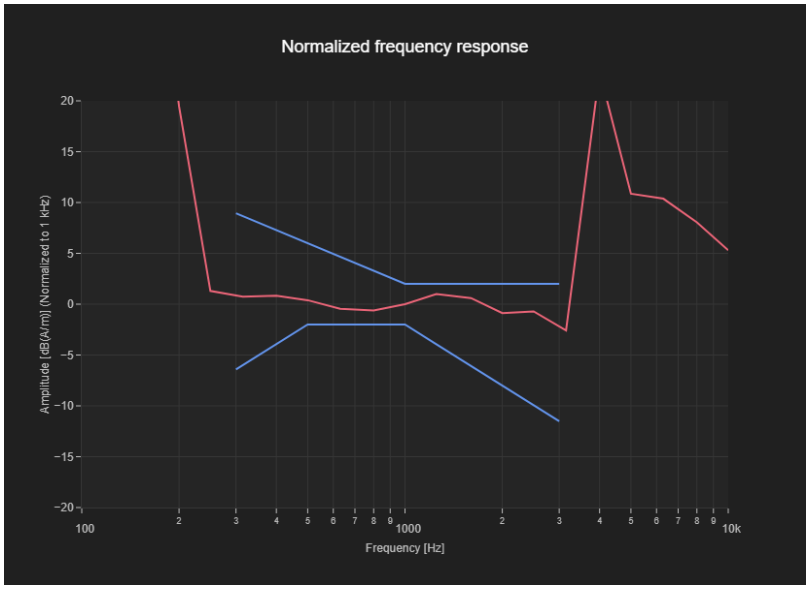

Plot No.29 T-Coil Coupling Mode Test Report

Results

Primary Group Contiguous Point Count	Secondary Group Point Count	Secondary Group Max Longitudinal	Secondary Group Max Transverse
96	480	25	26

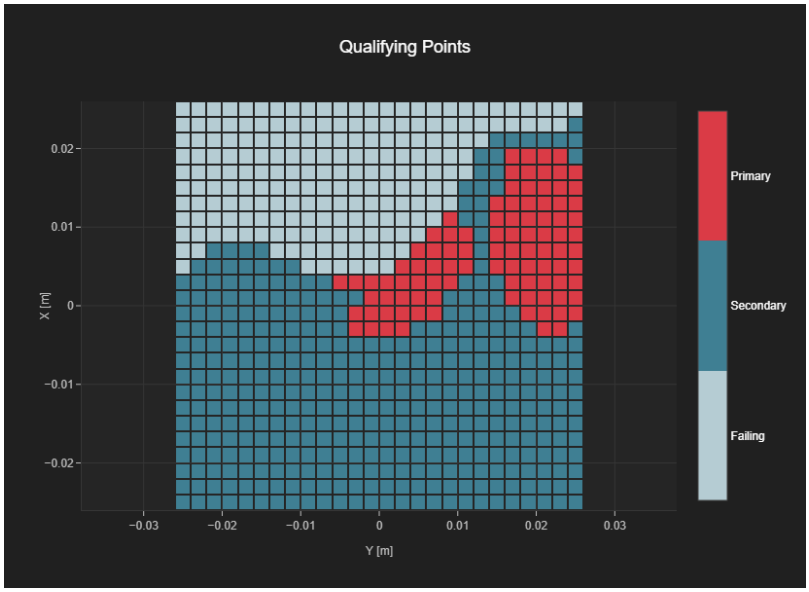

Plot No.30 T-Coil Signal Test Report

Measurement performed on February 03, 2024

Device Under Test

Dimensions [mm]	Speaker Position [mm]
152.0 x 72.0 x 9.0	151.0

Hardware Setup

Probe Name	Probe Calibration Date	DAE Name	DAE Calibration Date
AM1DV3 - 3130	August 21, 2023	DAE3 Sn577	September 14, 2023

Communication Systems

Band Name	Communication Systems Name	Channel	Frequency [MHz]
Band n77	5G NR (DFT-s-OFDM, 1 RB, 100 MHz, QPSK, 30 kHz)	656000	3840.0

Grid Settings

Extent X [mm]	Extent Y [mm]	Step X [mm]	Step Y [mm]	Distance [mm]
52.0	52.0	4.0	4.0	10.0

Results

Audio File	Measurement Duration [s]	Margin Upper Bound [dB]	Margin Lower Bound [dB]
48k_voice_300-3000_2s.wav	2.0	0.7	1.5

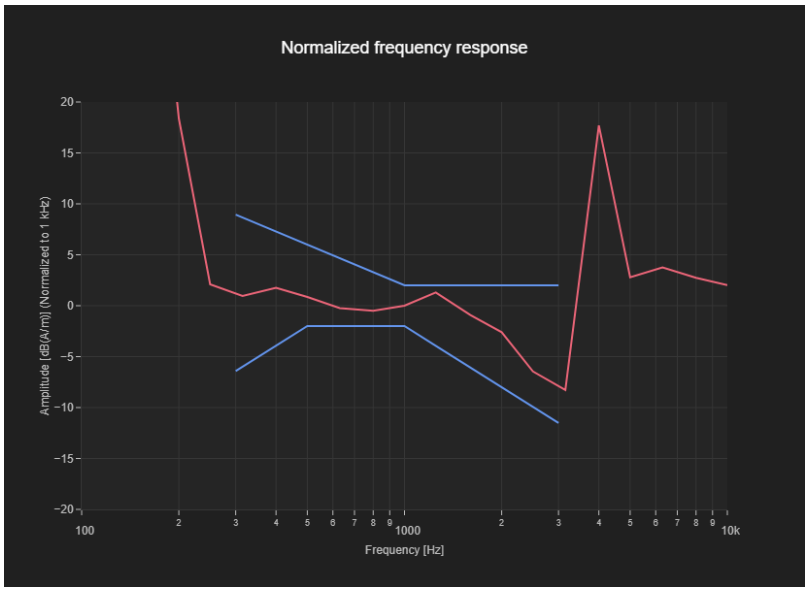

Plot No.30 T-Coil Coupling Mode Test Report

Results

Primary Group Contiguous Point Count	Secondary Group Point Count	Secondary Group Max Longitudinal	Secondary Group Max Transverse
115	459	25	26

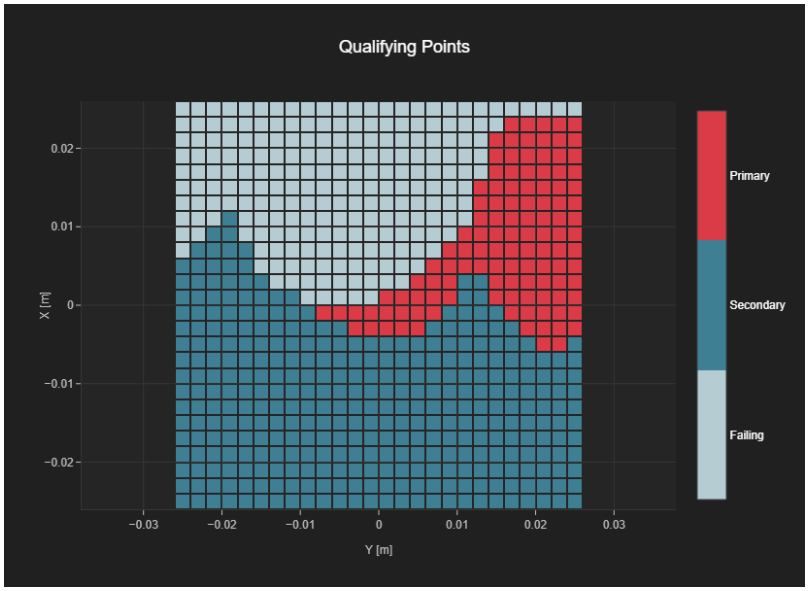

Plot No.31 T-Coil Signal Test Report

Measurement performed on January 20, 2024

Device Under Test

Dimensions [mm]	Speaker Position [mm]
152.0 x 72.0 x 9.0	151.0

Hardware Setup

Probe Name	Probe Calibration Date	DAE Name	DAE Calibration Date
AM1DV3 - 3104	March 16, 2023	DAE4ip Sn1823	July 31, 2023

Communication Systems

Band Name	Communication Systems Name	Channel	Frequency [MHz]
WLAN 2.4GHz	IEEE 802.11g WiFi 2.4 GHz (DSSS-OFDM, 6 Mbps)	6	2437.0

Grid Settings

Extent X [mm]	Extent Y [mm]	Step X [mm]	Step Y [mm]	Distance [mm]
52.0	52.0	4.0	4.0	10.0

Results

Audio File	Measurement Duration [s]	Margin Upper Bound [dB]	Margin Lower Bound [dB]
48k_voice_300-3000_2s.wav	2.0	1.04	1.89

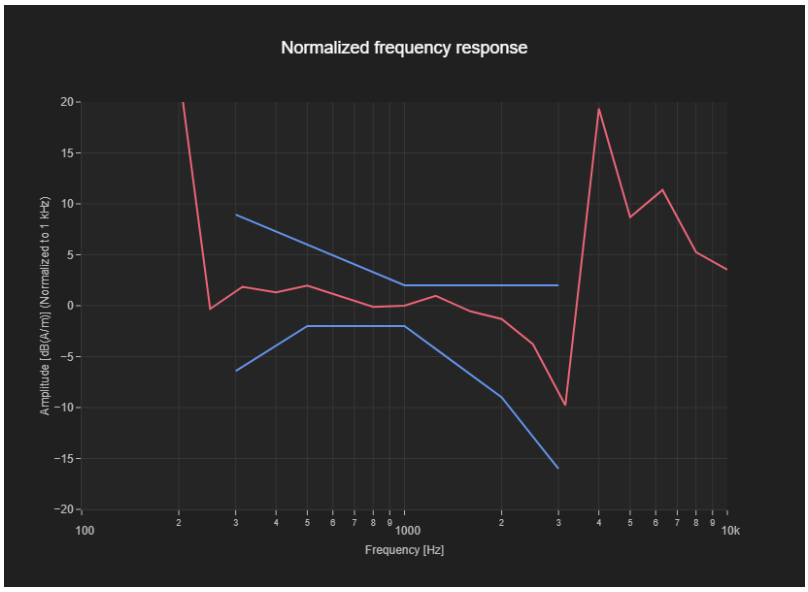

Plot No.31 T-Coil Coupling Mode Test Report

Results

Primary Group Contiguous Point Count	Secondary Group Point Count	Secondary Group Max Longitudinal	Secondary Group Max Transverse
131	490	24	26

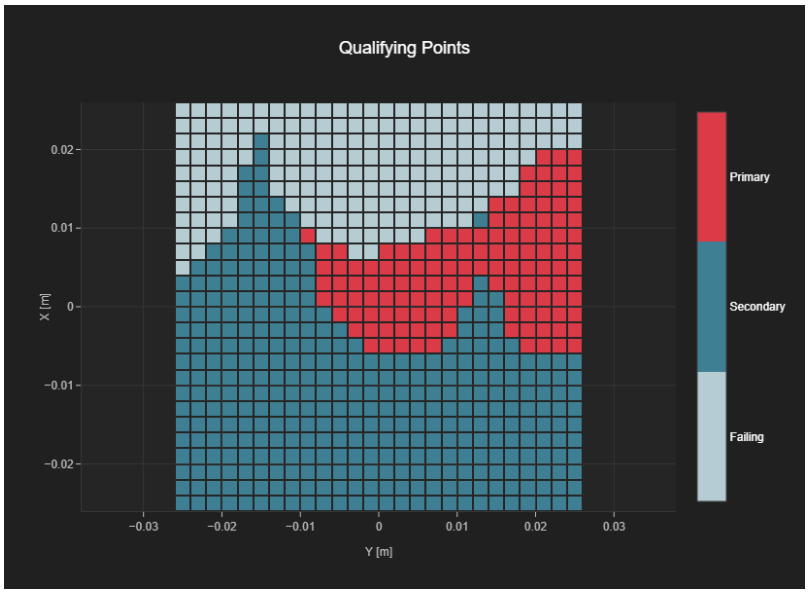

Plot No.32 T-Coil Signal Test Report

Measurement performed on January 21, 2024

Device Under Test

Dimensions [mm]	Speaker Position [mm]
152.0 x 72.0 x 9.0	151.0

Hardware Setup

Probe Name	Probe Calibration Date	DAE Name	DAE Calibration Date
AM1DV3 - 3104	March 16, 2023	DAE4ip Sn1823	July 31, 2023

Communication Systems

Band Name	Communication Systems Name	Channel	Frequency [MHz]
WLAN 5GHz	IEEE 802.11a/h WiFi 5 GHz (OFDM, 6 Mbps, 99pc duty cycle)	40	5200.0

Grid Settings

Extent X [mm]	Extent Y [mm]	Step X [mm]	Step Y [mm]	Distance [mm]
52.0	52.0	4.0	4.0	10.0

Results

Audio File	Measurement Duration [s]	Margin Upper Bound [dB]	Margin Lower Bound [dB]
48k_voice_300-3000_2s.wav	2.0	1.28	1.09

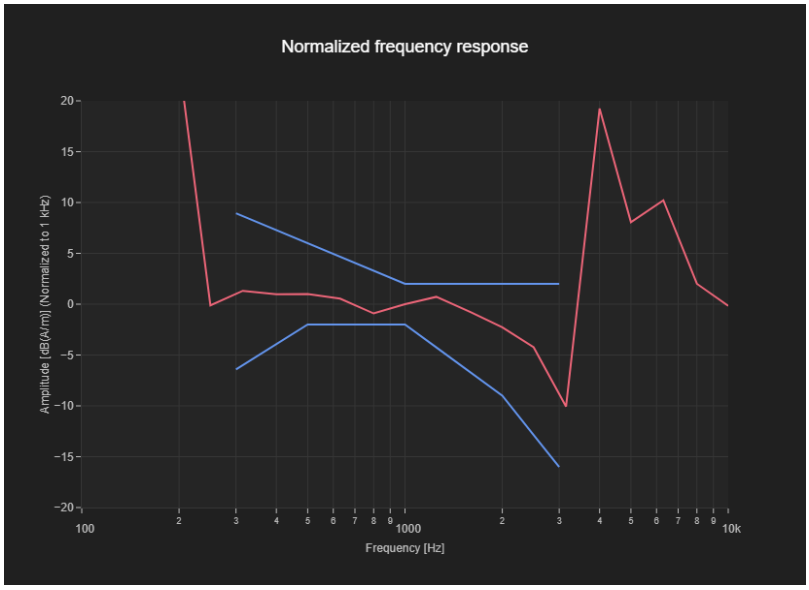

Plot No.32 T-Coil Coupling Mode Test Report

Results

Primary Group Contiguous Point Count	Secondary Group Point Count	Secondary Group Max Longitudinal	Secondary Group Max Transverse
183	583	26	26

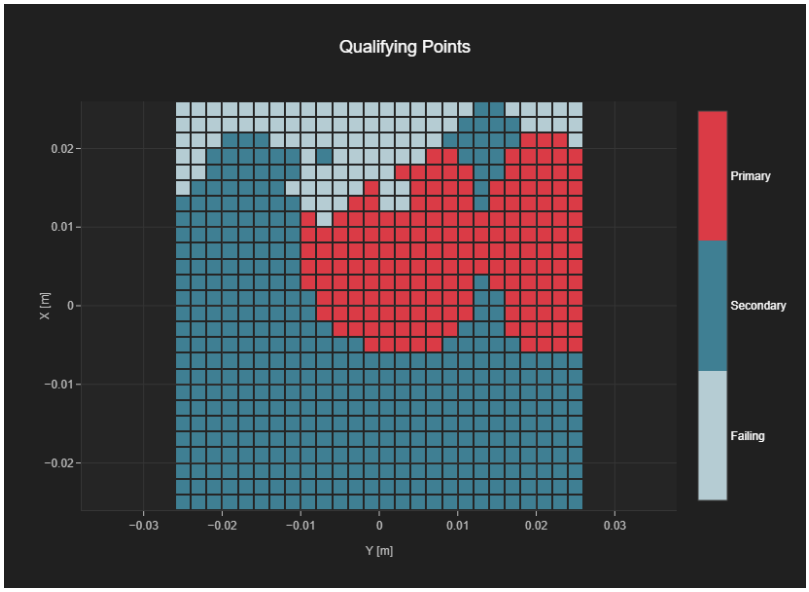

Plot No.33 T-Coil Signal Test Report

Measurement performed on January 21, 2024

Device Under Test

Dimensions [mm]	Speaker Position [mm]
152.0 x 72.0 x 9.0	151.0

Hardware Setup

Probe Name	Probe Calibration Date	DAE Name	DAE Calibration Date
AM1DV3 - 3104	March 16, 2023	DAE4ip Sn1823	July 31, 2023

Communication Systems

Band Name	Communication Systems Name	Channel	Frequency [MHz]
WLAN 5GHz	IEEE 802.11a/h WiFi 5 GHz (OFDM, 6 Mbps, 99pc duty cycle)	60	5300.0

Grid Settings

Extent X [mm]	Extent Y [mm]	Step X [mm]	Step Y [mm]	Distance [mm]
52.0	52.0	4.0	4.0	10.0

Results

Audio File	Measurement Duration [s]	Margin Upper Bound [dB]	Margin Lower Bound [dB]
48k_voice_300-3000_2s.wav	2.0	1.08	1.34

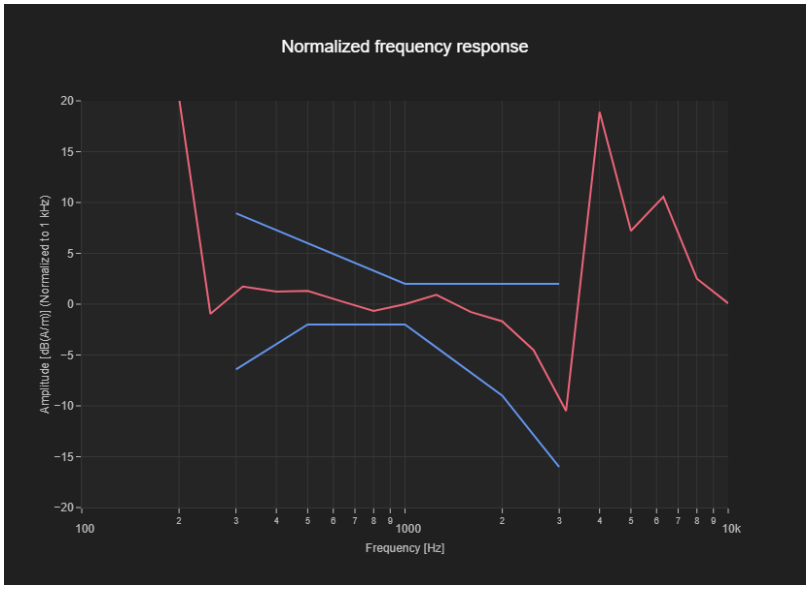

Plot No.33 T-Coil Coupling Mode Test Report

Results

Primary Group Contiguous Point Count	Secondary Group Point Count	Secondary Group Max Longitudinal	Secondary Group Max Transverse
193	594	26	26

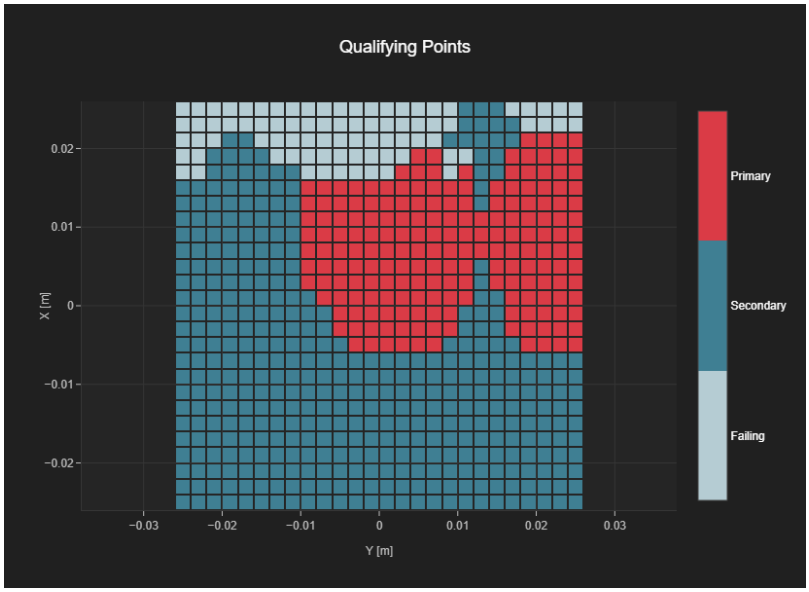

Plot No.34 T-Coil Signal Test Report

Measurement performed on January 21, 2024

Device Under Test

Dimensions [mm]	Speaker Position [mm]
152.0 x 72.0 x 9.0	151.0

Hardware Setup

Probe Name	Probe Calibration Date	DAE Name	DAE Calibration Date
AM1DV3 - 3104	March 16, 2023	DAE4ip Sn1823	July 31, 2023

Communication Systems

Band Name	Communication Systems Name	Channel	Frequency [MHz]
WLAN 5GHz	IEEE 802.11a/h WiFi 5 GHz (OFDM, 6 Mbps, 99pc duty cycle)	116	5580.0

Grid Settings

Extent X [mm]	Extent Y [mm]	Step X [mm]	Step Y [mm]	Distance [mm]
52.0	52.0	4.0	4.0	10.0

Results

Audio File	Measurement Duration [s]	Margin Upper Bound [dB]	Margin Lower Bound [dB]
48k_voice_300-3000_2s.wav	2.0	1.46	1.88

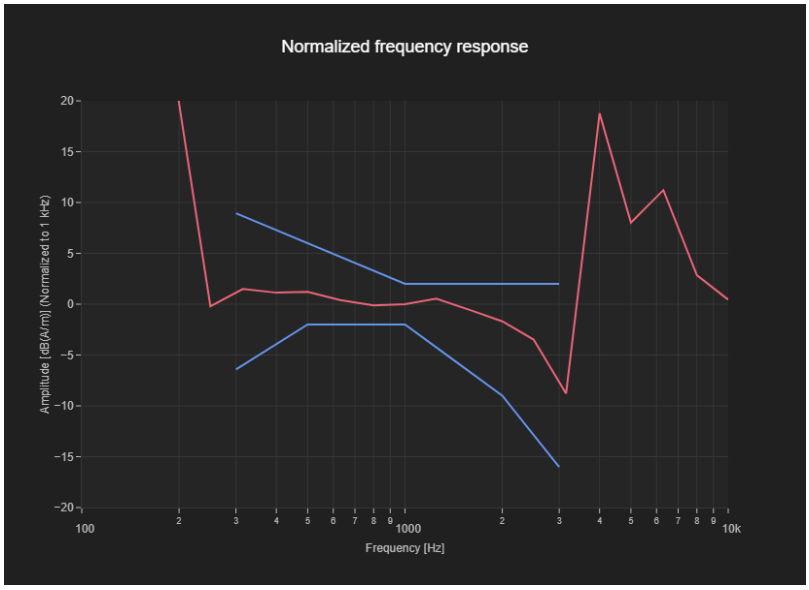

Plot No.34 T-Coil Coupling Mode Test Report

Results

Primary Group Contiguous Point Count	Secondary Group Point Count	Secondary Group Max Longitudinal	Secondary Group Max Transverse
193	594	26	26

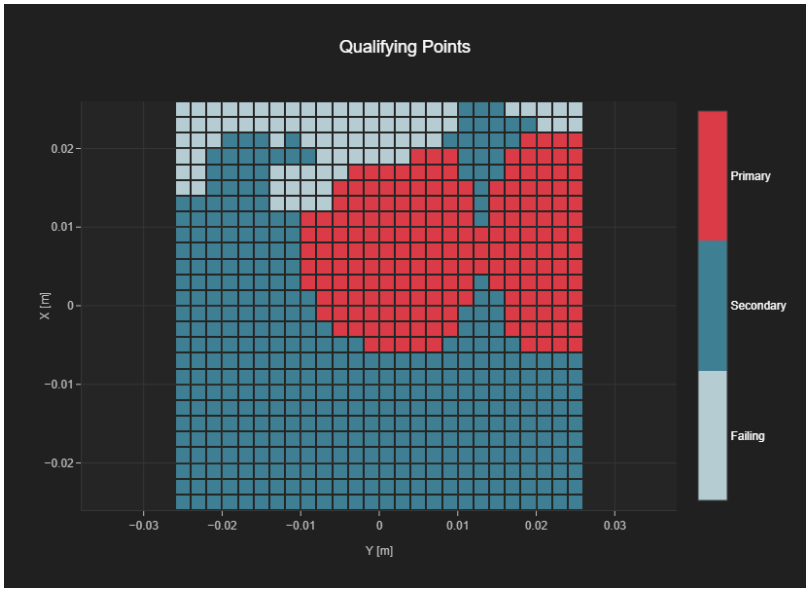

Plot No.35 T-Coil Signal Test Report

Measurement performed on January 21, 2024

Device Under Test

Dimensions [mm]	Speaker Position [mm]
152.0 x 72.0 x 9.0	151.0

Hardware Setup

Probe Name	Probe Calibration Date	DAE Name	DAE Calibration Date
AM1DV3 - 3104	March 16, 2023	DAE4ip Sn1823	July 31, 2023

Communication Systems

Band Name	Communication Systems Name	Channel	Frequency [MHz]
WLAN 5GHz	IEEE 802.11a/h WiFi 5 GHz (OFDM, 6 Mbps, 99pc duty cycle)	157	5785.0

Grid Settings

Extent X [mm]	Extent Y [mm]	Step X [mm]	Step Y [mm]	Distance [mm]
52.0	52.0	4.0	4.0	10.0

Results

Audio File	Measurement Duration [s]	Margin Upper Bound [dB]	Margin Lower Bound [dB]
48k_voice_300-3000_2s.wav	2.0	1.33	1.44

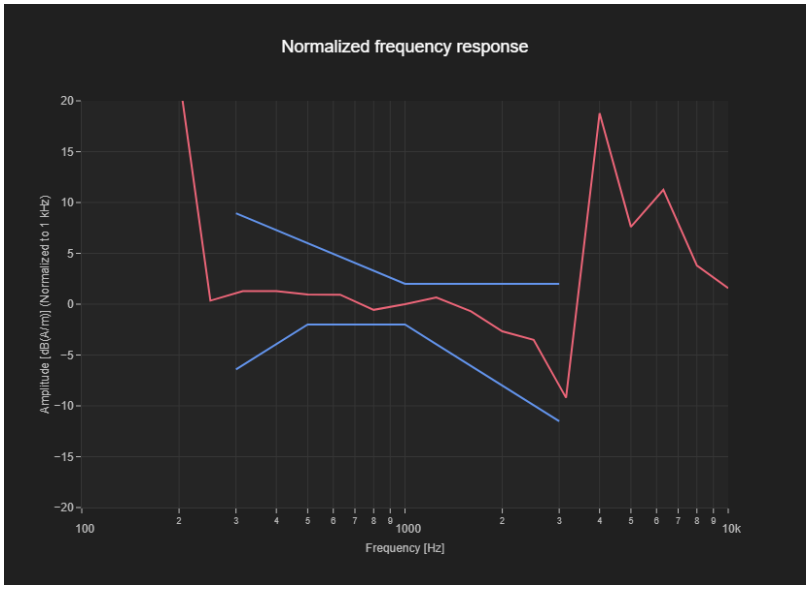

Plot No.35 T-Coil Coupling Mode Test Report

Results

Primary Group Contiguous Point Count	Secondary Group Point Count	Secondary Group Max Longitudinal	Secondary Group Max Transverse
187	592	26	26

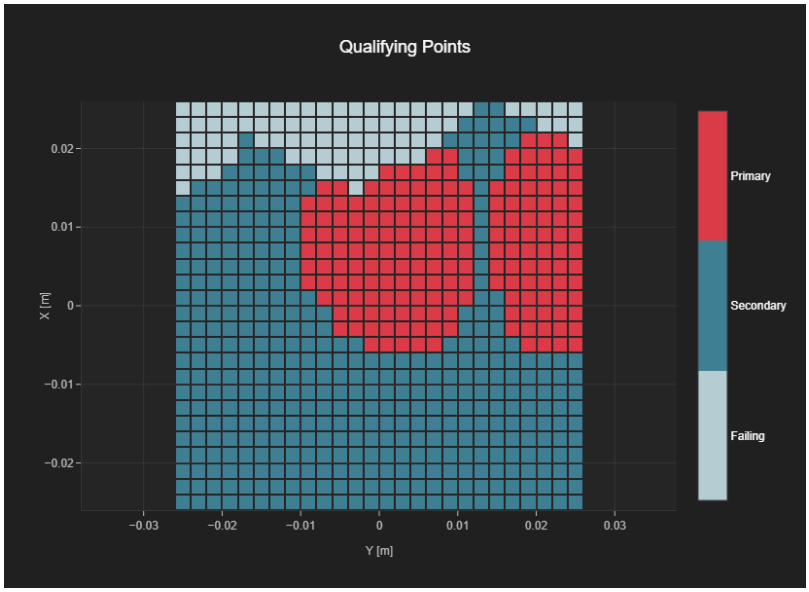

Plot No.36 T-Coil Signal Test Report

Measurement performed on January 31, 2024

Device Under Test

Dimensions [mm]	Speaker Position [mm]
152.0 x 72.0 x 9.0	151.0

Hardware Setup

Probe Name	Probe Calibration Date	DAE Name	DAE Calibration Date
AM1DV3 - 3104	March 16, 2023	DAE4ip Sn1823	July 31, 2023

Communication Systems

Band Name	Communication Systems Name	Channel	Frequency [MHz]
U-NII-4	IEEE 802.11a/h WiFi 5 GHz (OFDM, 6 Mbps, 99pc duty cycle)	173	5865.0

Grid Settings

Extent X [mm]	Extent Y [mm]	Step X [mm]	Step Y [mm]	Distance [mm]
52.0	52.0	4.0	4.0	10.0

Results

Audio File	Measurement Duration [s]	Margin Upper Bound [dB]	Margin Lower Bound [dB]
48k_voice_300-3000_2s.wav	2.0	0.96	1.66

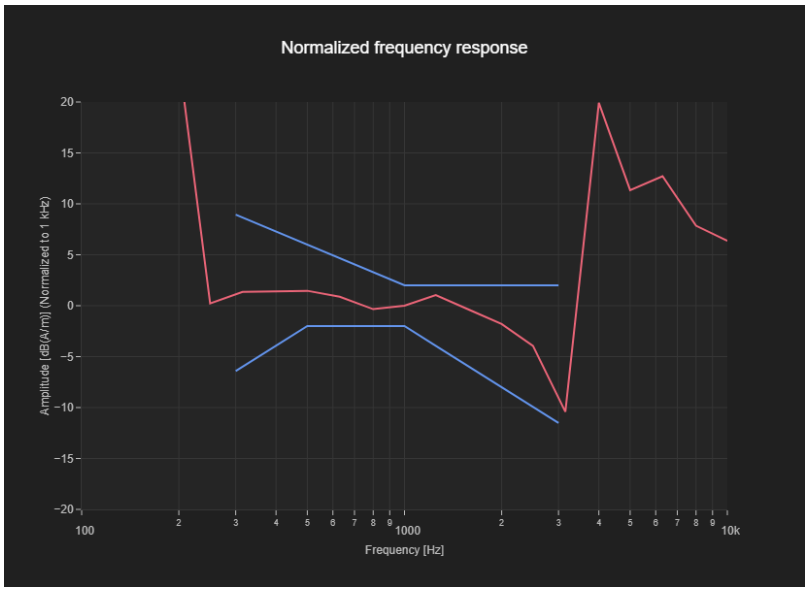

Plot No.36 T-Coil Coupling Mode Test Report

Results

Primary Group Contiguous Point Count	Secondary Group Point Count	Secondary Group Max Longitudinal	Secondary Group Max Transverse
108	468	24	26

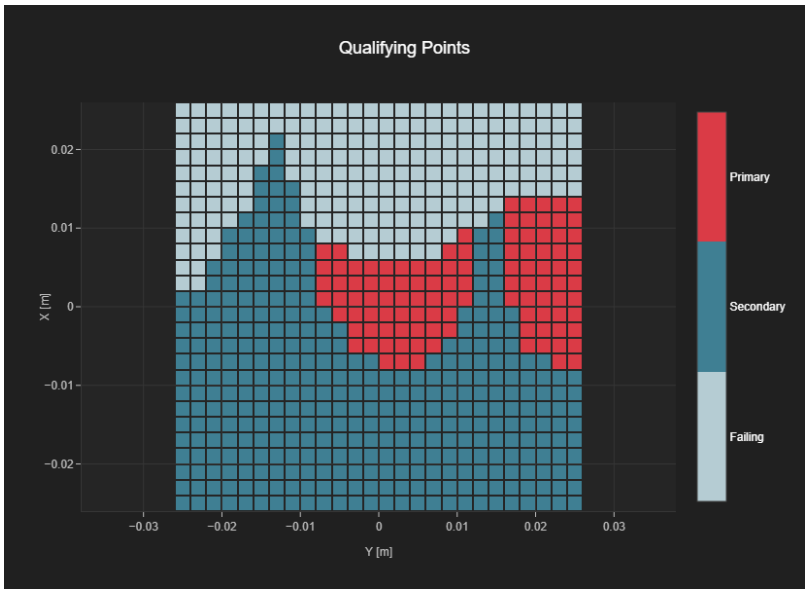

Plot No.37 T-Coil Signal Test Report

Measurement performed on January 30, 2024

Device Under Test

Dimensions [mm]	Speaker Position [mm]
152.0 x 72.0 x 9.0	151.0

Hardware Setup

Probe Name	Probe Calibration Date	DAE Name	DAE Calibration Date
AM1DV3 - 3104	March 16, 2023	DAE4ip Sn1823	July 31, 2023

Communication Systems

Band Name	Communication Systems Name	Channel	Frequency [MHz]
U-NII-5	IEEE 802.11ax (20MHz, MCS0, 99pc duty cycle)	5	5975.0

Grid Settings

Extent X [mm]	Extent Y [mm]	Step X [mm]	Step Y [mm]	Distance [mm]
52.0	52.0	4.0	4.0	10.0

Results

Audio File	Measurement Duration [s]	Margin Upper Bound [dB]	Margin Lower Bound [dB]
48k_voice_300-3000_2s.wav	2.0	1.54	0.96

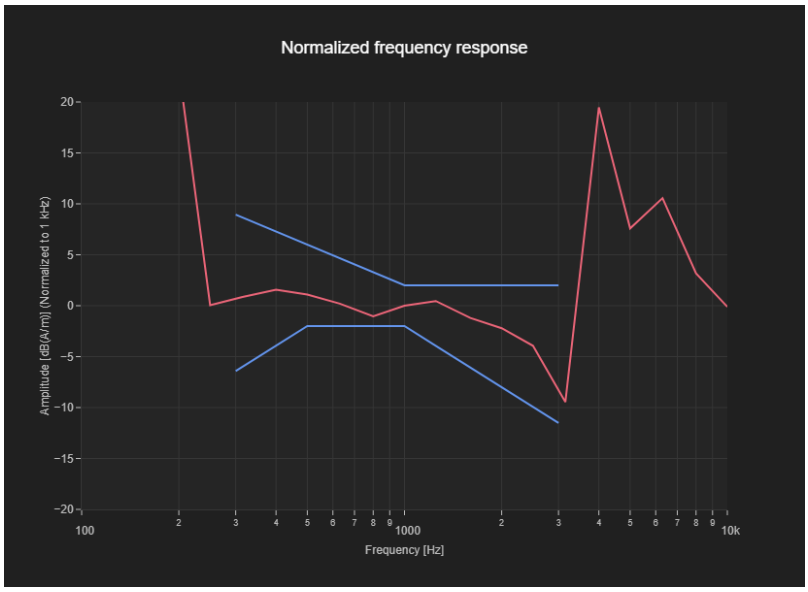

Plot No.37 T-Coil Coupling Mode Test Report

Results

Primary Group Contiguous Point Count	Secondary Group Point Count	Secondary Group Max Longitudinal	Secondary Group Max Transverse
178	592	26	26

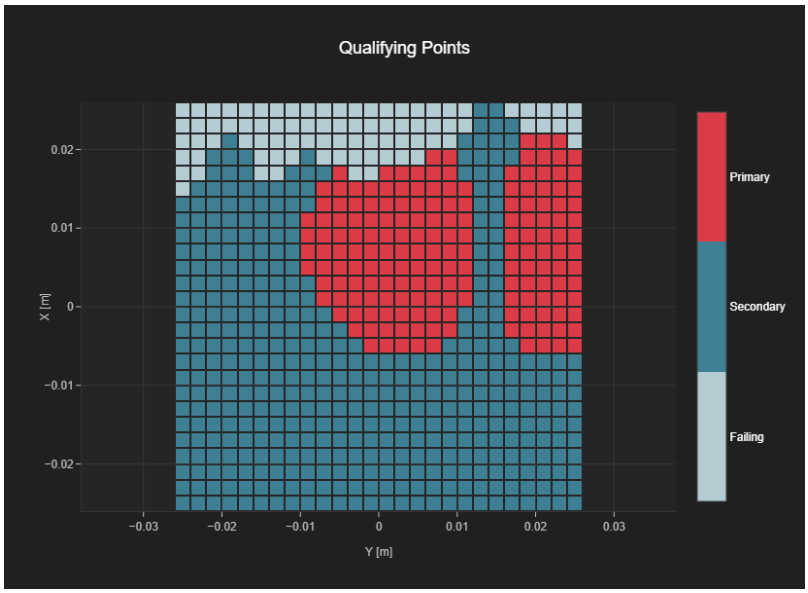

Plot No.38 T-Coil Signal Test Report

Measurement performed on February 03, 2024

Device Under Test

Dimensions [mm]	Speaker Position [mm]
152.0 x 72.0 x 9.0	151.0

Hardware Setup

Probe Name	Probe Calibration Date	DAE Name	DAE Calibration Date
AM1DV3 - 3104	March 16, 2023	DAE4ip Sn1823	July 31, 2023

Communication Systems

Band Name	Communication Systems Name	Channel	Frequency [MHz]
GSM 850	EDGE-FDD (TDMA, 8PSK, TN 0-1)	189	836.4

Grid Settings

Extent X [mm]	Extent Y [mm]	Step X [mm]	Step Y [mm]	Distance [mm]
52.0	52.0	4.0	4.0	10.0

Results

Audio File	Measurement Duration [s]	Margin Upper Bound [dB]	Margin Lower Bound [dB]
48k_voice_300-3000_2s.wav	2.0	0.16	0.6

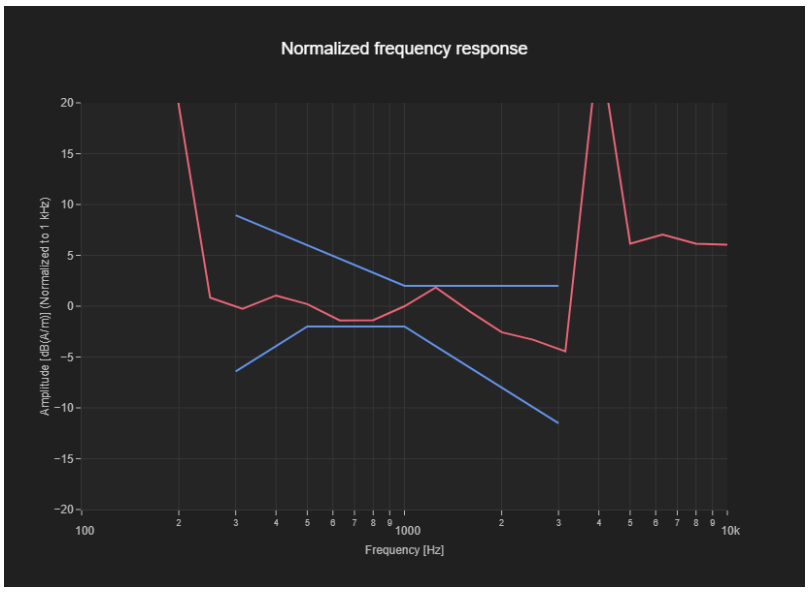

Plot No.38 T-Coil Coupling Mode Test Report

Results

Primary Group Contiguous Point Count	Secondary Group Point Count	Secondary Group Max Longitudinal	Secondary Group Max Transverse
113	468	24	26

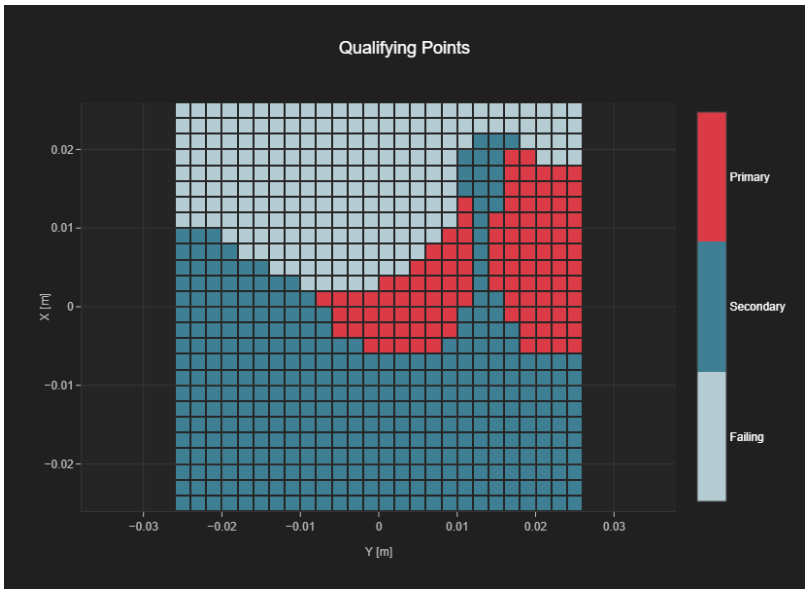

Plot No.39 T-Coil Signal Test Report

Measurement performed on February 04, 2024

Device Under Test

Dimensions [mm]	Speaker Position [mm]
152.0 x 72.0 x 9.0	151.0

Hardware Setup

Probe Name	Probe Calibration Date	DAE Name	DAE Calibration Date
AM1DV3 - 3104	March 16, 2023	DAE4ip Sn1823	July 31, 2023

Communication Systems

Band Name	Communication Systems Name	Channel	Frequency [MHz]
PCS 1900	EDGE-FDD (TDMA, 8PSK, TN 0-1)	661	1880.0

Grid Settings

Extent X [mm]	Extent Y [mm]	Step X [mm]	Step Y [mm]	Distance [mm]
52.0	52.0	4.0	4.0	10.0

Results

Audio File	Measurement Duration [s]	Margin Upper Bound [dB]	Margin Lower Bound [dB]
48k_voice_300-3000_2s.wav	2.0	0.66	1.22

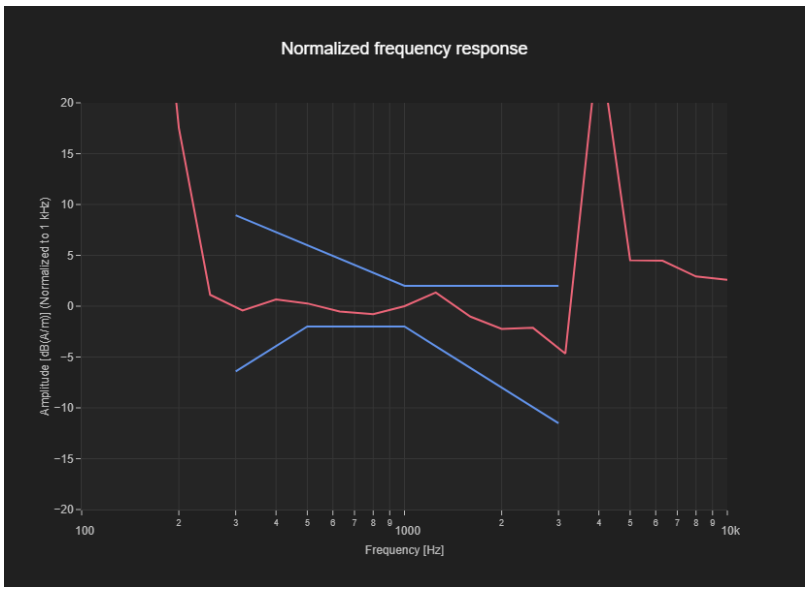

Plot No.39 T-Coil Coupling Mode Test Report

Results

Primary Group Contiguous Point Count	Secondary Group Point Count	Secondary Group Max Longitudinal	Secondary Group Max Transverse
140	464	25	26

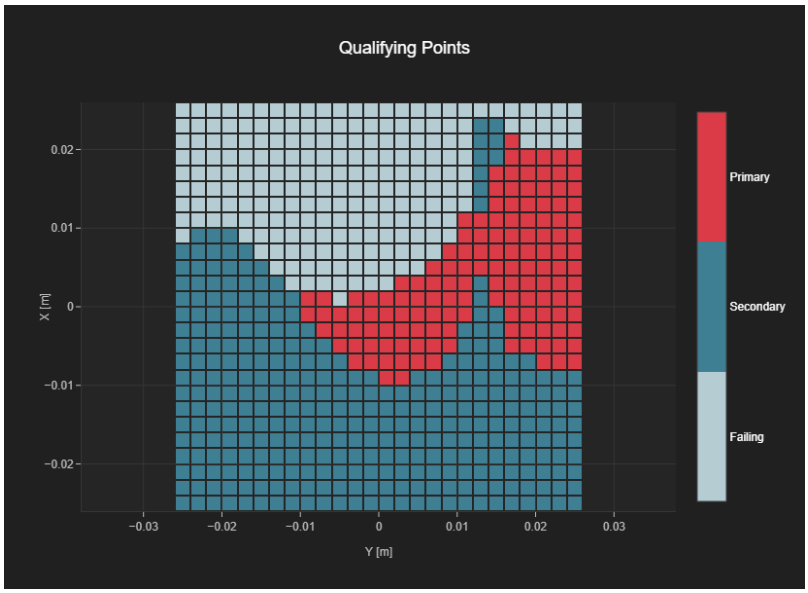

Plot No.40 T-Coil Signal Test Report

Measurement performed on February 03, 2024

Device Under Test

Dimensions [mm]	Speaker Position [mm]
152.0 x 72.0 x 9.0	151.0

Hardware Setup

Probe Name	Probe Calibration Date	DAE Name	DAE Calibration Date
AM1DV3 - 3104	March 16, 2023	DAE4ip Sn1823	July 31, 2023

Communication Systems

Band Name	Communication Systems Name	Channel	Frequency [MHz]
Band 2, UTRA/FDD	UMTS-FDD (HSPA+)	9400	1880.0

Grid Settings

Extent X [mm]	Extent Y [mm]	Step X [mm]	Step Y [mm]	Distance [mm]
52.0	52.0	4.0	4.0	10.0

Results

Audio File	Measurement Duration [s]	Margin Upper Bound [dB]	Margin Lower Bound [dB]
48k_voice_300-3000_2s.wav	2.0	1.18	1.14

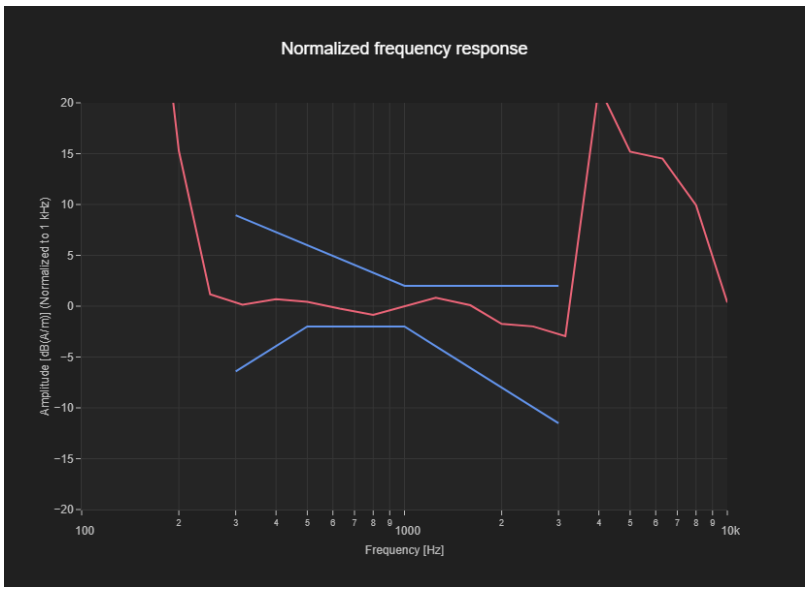

Plot No.40 T-Coil Coupling Mode Test Report

Results

Primary Group Contiguous Point Count	Secondary Group Point Count	Secondary Group Max Longitudinal	Secondary Group Max Transverse
192	605	26	26

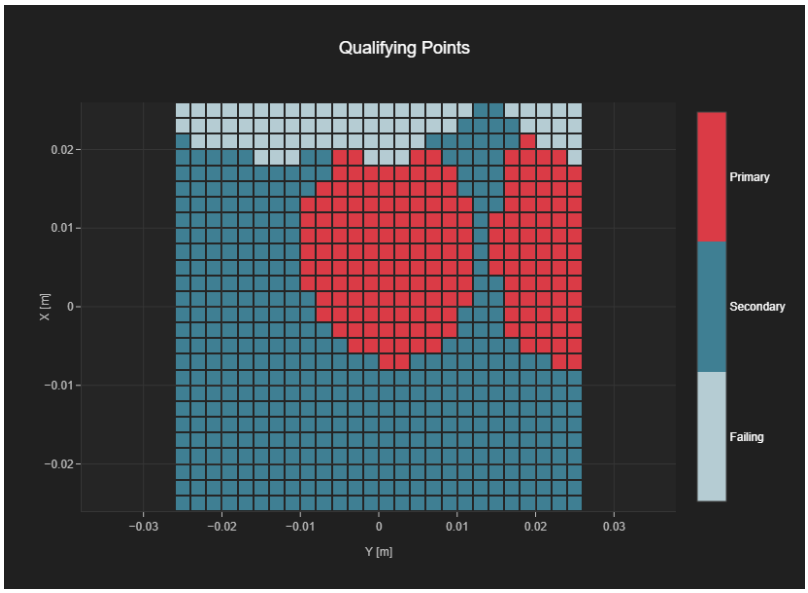

Plot No.41 T-Coil Signal Test Report

Measurement performed on February 03, 2024

Device Under Test

Dimensions [mm]	Speaker Position [mm]
152.0 x 72.0 x 9.0	151.0

Hardware Setup

Probe Name	Probe Calibration Date	DAE Name	DAE Calibration Date
AM1DV3 - 3104	March 16, 2023	DAE4ip Sn1823	July 31, 2023

Communication Systems

Band Name	Communication Systems Name	Channel	Frequency [MHz]
Band 4, UTRA/FDD	UMTS-FDD (HSPA+)	1413	1732.6

Grid Settings

Extent X [mm]	Extent Y [mm]	Step X [mm]	Step Y [mm]	Distance [mm]
52.0	52.0	4.0	4.0	10.0

Results

Audio File	Measurement Duration [s]	Margin Upper Bound [dB]	Margin Lower Bound [dB]
48k_voice_300-3000_2s.wav	2.0	1.35	0.83

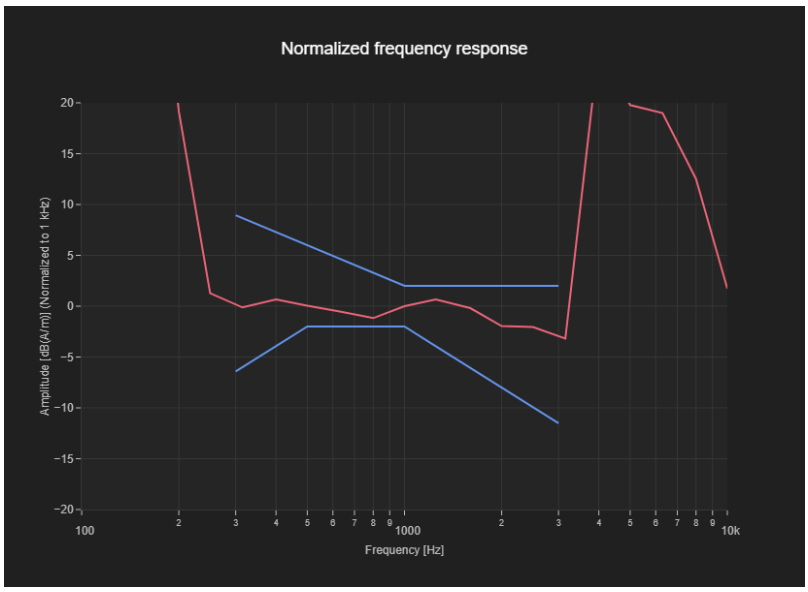

Plot No.41 T-Coil Coupling Mode Test Report

Results

Primary Group Contiguous Point Count	Secondary Group Point Count	Secondary Group Max Longitudinal	Secondary Group Max Transverse
190	595	26	26

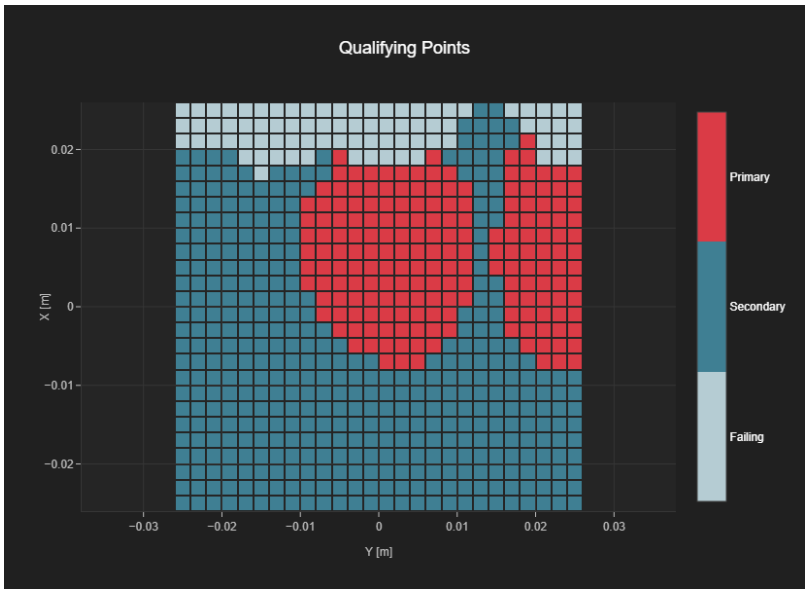

Plot No.42 T-Coil Signal Test Report

Measurement performed on February 03, 2024

Device Under Test

Dimensions [mm]	Speaker Position [mm]
152.0 x 72.0 x 9.0	151.0

Hardware Setup

Probe Name	Probe Calibration Date	DAE Name	DAE Calibration Date
AM1DV3 - 3104	March 16, 2023	DAE4ip Sn1823	July 31, 2023

Communication Systems

Band Name	Communication Systems Name	Channel	Frequency [MHz]
Band 5, UTRA/FDD	UMTS-FDD (HSPA+)	4182	836.4

Grid Settings

Extent X [mm]	Extent Y [mm]	Step X [mm]	Step Y [mm]	Distance [mm]
52.0	52.0	4.0	4.0	10.0

Results

Audio File	Measurement Duration [s]	Margin Upper Bound [dB]	Margin Lower Bound [dB]
48k_voice_300-3000_2s.wav	2.0	1.73	0.75

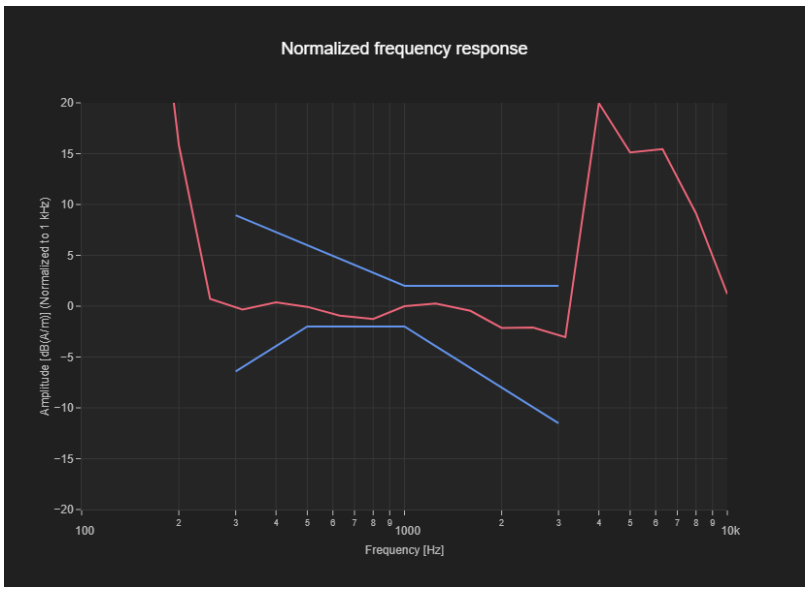

Plot No.42 T-Coil Coupling Mode Test Report

Results

Primary Group Contiguous Point Count	Secondary Group Point Count	Secondary Group Max Longitudinal	Secondary Group Max Transverse
188	610	26	26

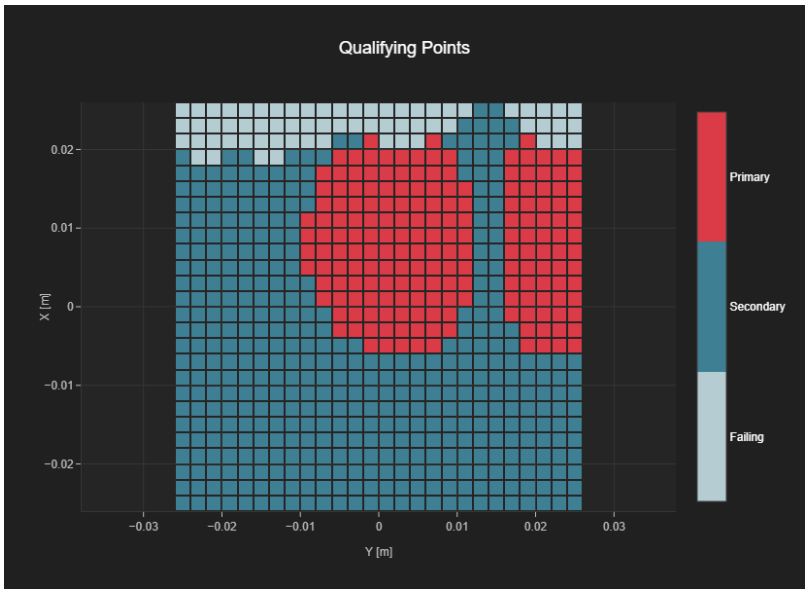

Plot No.43 T-Coil Signal Test Report

Measurement performed on February 02, 2024

Device Under Test

Dimensions [mm]	Speaker Position [mm]
152.0 x 72.0 x 9.0	151.0

Hardware Setup

Probe Name	Probe Calibration Date	DAE Name	DAE Calibration Date
AM1DV3 - 3104	March 16, 2023	DAE4ip Sn1823	July 31, 2023

Communication Systems

Band Name	Communication Systems Name	Channel	Frequency [MHz]
Band 7, E-UTRA/FDD	LTE-FDD (SC-FDMA, 1 RB, 20 MHz, QPSK)	21100	2535.0

Grid Settings

Extent X [mm]	Extent Y [mm]	Step X [mm]	Step Y [mm]	Distance [mm]
52.0	52.0	4.0	4.0	10.0

Results

Audio File	Measurement Duration [s]	Margin Upper Bound [dB]	Margin Lower Bound [dB]
48k_voice_300-3000_2s.wav	2.0	2.0	0.65

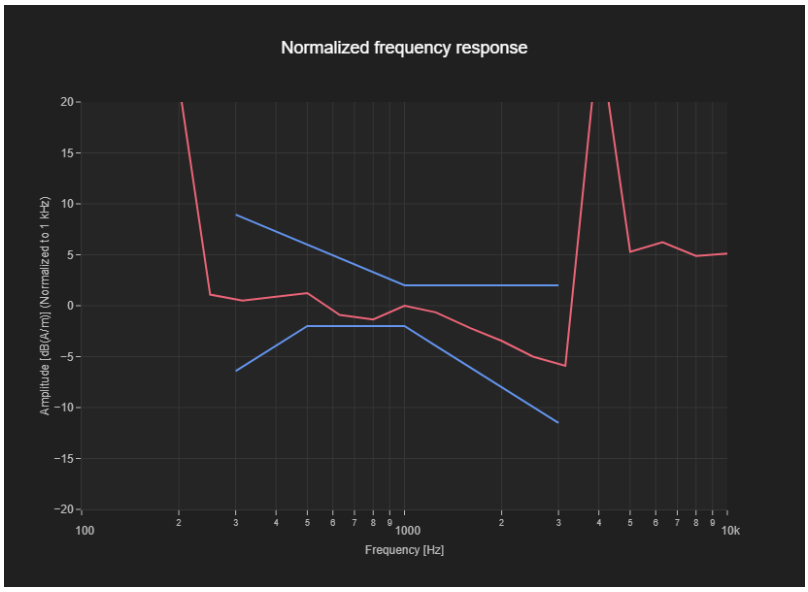

Plot No.43 T-Coil Coupling Mode Test Report

Results

Primary Group Contiguous Point Count	Secondary Group Point Count	Secondary Group Max Longitudinal	Secondary Group Max Transverse
199	622	26	26

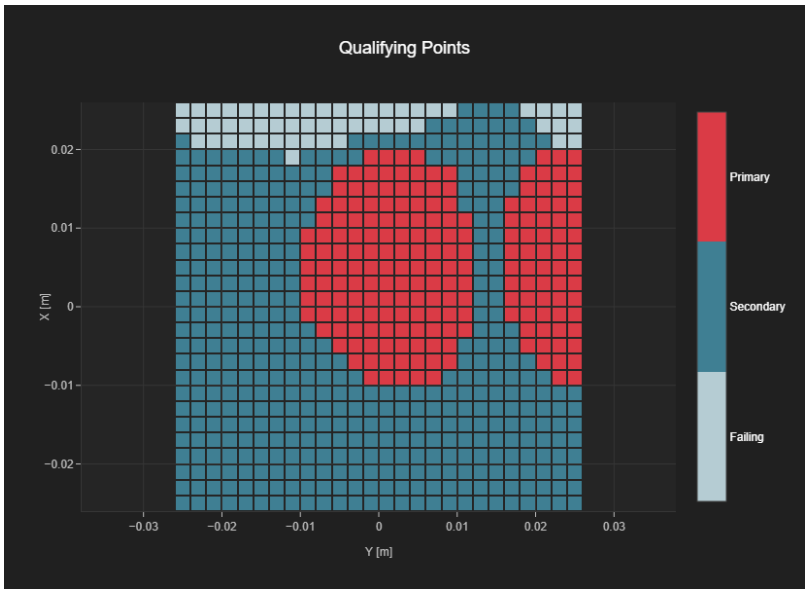

Plot No.44 T-Coil Signal Test Report

Measurement performed on February 02, 2024

Device Under Test

Dimensions [mm]	Speaker Position [mm]
152.0 x 72.0 x 9.0	151.0

Hardware Setup

Probe Name	Probe Calibration Date	DAE Name	DAE Calibration Date
AM1DV3 - 3104	March 16, 2023	DAE4ip Sn1823	July 31, 2023

Communication Systems

Band Name	Communication Systems Name	Channel	Frequency [MHz]
Band 41, E-UTRA/TDD	LTE-TDD (SC-FDMA, 1 RB, 20 MHz, QPSK, UL Subframe=2,3,4,7,8,9)	40620	2593.0

Grid Settings

Extent X [mm]	Extent Y [mm]	Step X [mm]	Step Y [mm]	Distance [mm]
52.0	52.0	4.0	4.0	10.0

Results

Audio File	Measurement Duration [s]	Margin Upper Bound [dB]	Margin Lower Bound [dB]
48k_voice_300-3000_2s.wav	2.0	1.46	1.58

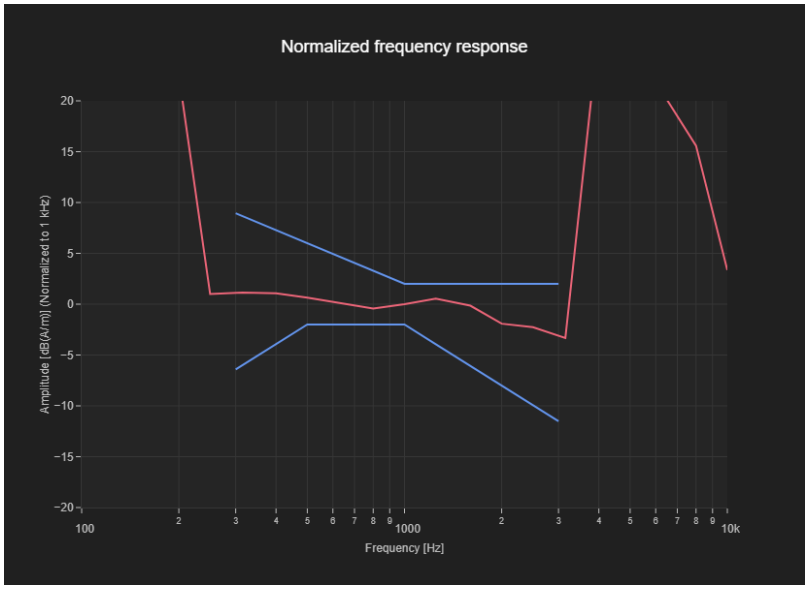

Plot No.44 T-Coil Coupling Mode Test Report

Results

Primary Group Contiguous Point Count	Secondary Group Point Count	Secondary Group Max Longitudinal	Secondary Group Max Transverse
195	630	26	26

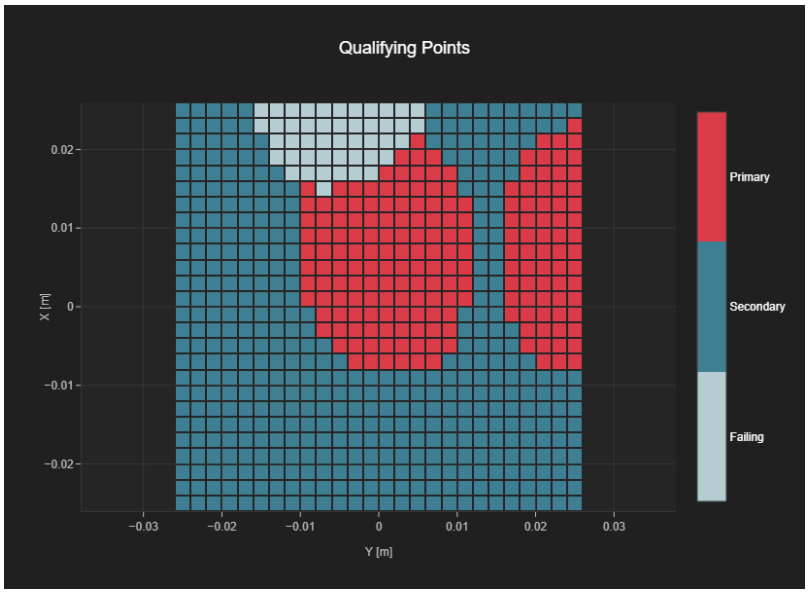

Plot No.45 T-Coil Signal Test Report

Measurement performed on February 05, 2024

Device Under Test

Dimensions [mm]	Speaker Position [mm]
152.0 x 72.0 x 8.0	151.0

Hardware Setup

Probe Name	Probe Calibration Date	DAE Name	DAE Calibration Date
AM1DV3 - 3104	March 16, 2023	DAE4ip Sn1823	July 31, 2023

Communication Systems

Band Name	Communication Systems Name	Channel	Frequency [MHz]
Band n7	5G NR (DFT-s-OFDM, 1 RB, 50 MHz, QPSK, 15 kHz)	507000	2535.0

Grid Settings

Extent X [mm]	Extent Y [mm]	Step X [mm]	Step Y [mm]	Distance [mm]
52.0	52.0	4.0	4.0	10.0

Results

Audio File	Measurement Duration [s]	Margin Upper Bound [dB]	Margin Lower Bound [dB]
48k_voice_300-3000_2s.wav	2.0	1.55	0.86

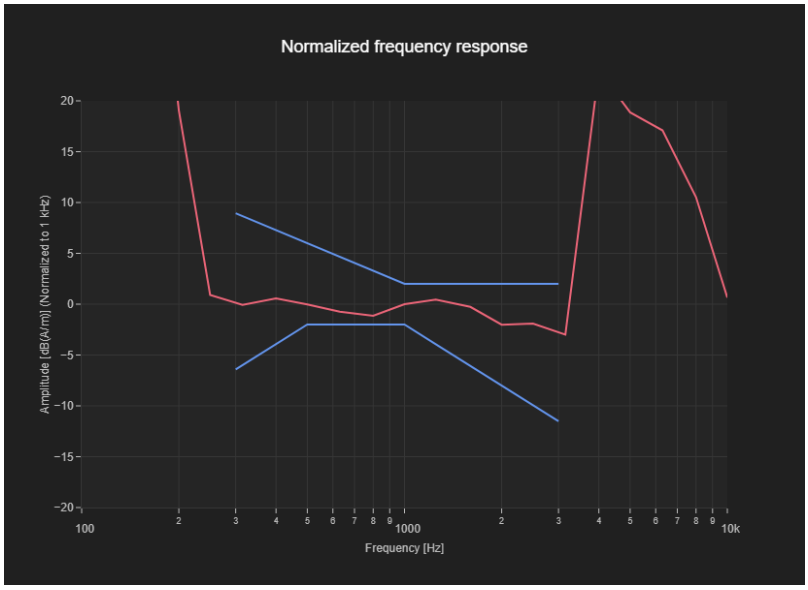

Plot No.45 T-Coil Coupling Mode Test Report

Results

Primary Group Contiguous Point Count	Secondary Group Point Count	Secondary Group Max Longitudinal	Secondary Group Max Transverse
131	440	23	26

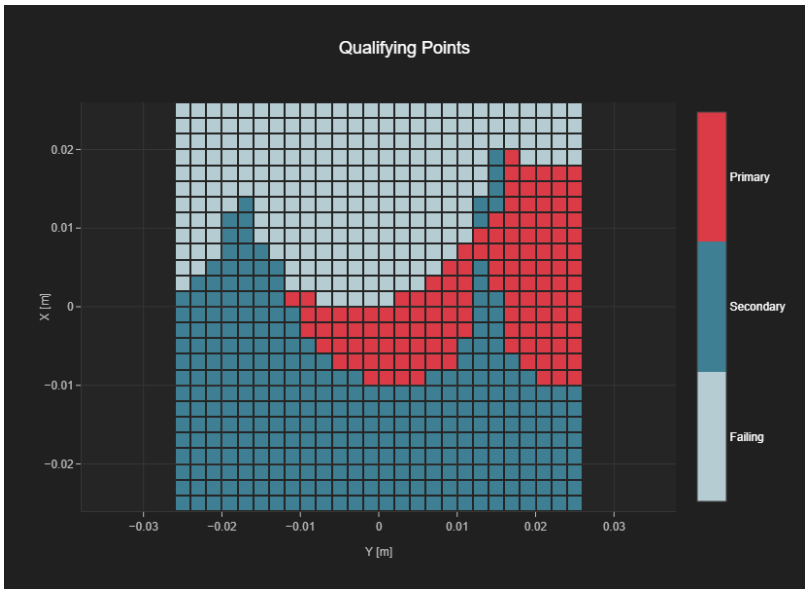

Plot No.46 T-Coil Signal Test Report

Measurement performed on February 06, 2024

Device Under Test

Dimensions [mm]	Speaker Position [mm]
152.0 x 72.0 x 9.0	151.0

Hardware Setup

Probe Name	Probe Calibration Date	DAE Name	DAE Calibration Date
AM1DV3 - 3104	March 16, 2023	DAE4ip Sn1823	July 31, 2023

Communication Systems

Band Name	Communication Systems Name	Channel	Frequency [MHz]
Band n77	5G NR (DFT-s-OFDM, 1 RB, 100 MHz, QPSK, 30 kHz)	656000	3840.0

Grid Settings

Extent X [mm]	Extent Y [mm]	Step X [mm]	Step Y [mm]	Distance [mm]
52.0	52.0	4.0	4.0	10.0

Results

Audio File	Measurement Duration [s]	Margin Upper Bound [dB]	Margin Lower Bound [dB]
48k_voice_300-3000_2s.wav	2.0	2.0	0.61

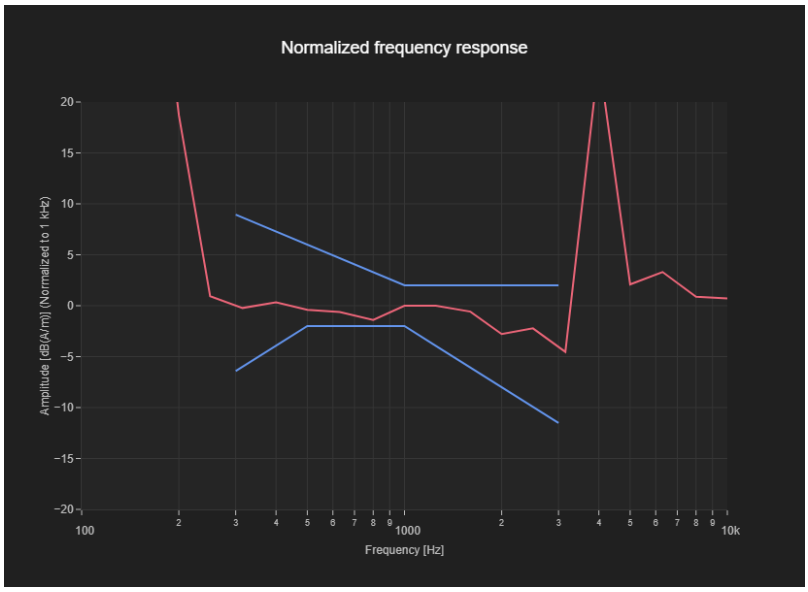

Plot No.46 T-Coil Coupling Mode Test Report

Results

Primary Group Contiguous Point Count	Secondary Group Point Count	Secondary Group Max Longitudinal	Secondary Group Max Transverse
136	383	20	26

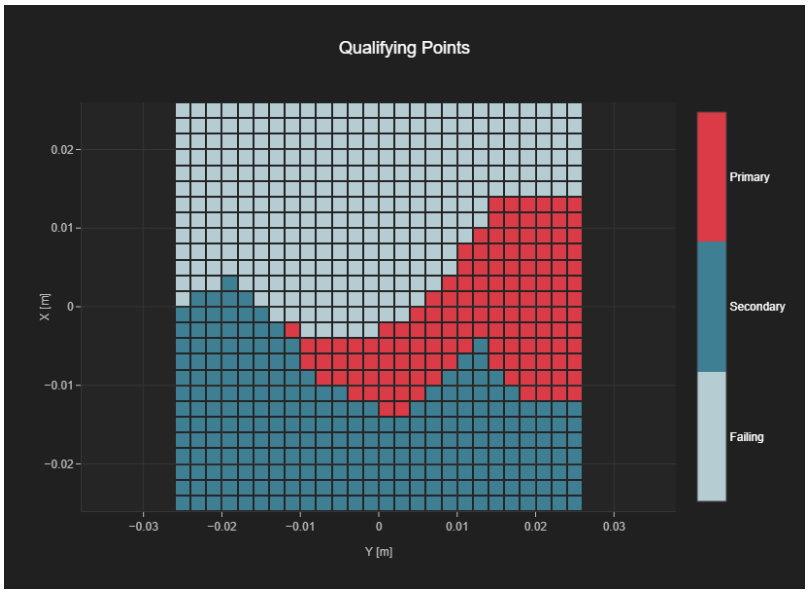

Plot No.47 T-Coil Signal Test Report

Measurement performed on February 05, 2024

Device Under Test

Dimensions [mm]	Speaker Position [mm]
152.0 x 72.0 x 9.0	151.0

Hardware Setup

Probe Name	Probe Calibration Date	DAE Name	DAE Calibration Date
AM1DV3 - 3104	March 16, 2023	DAE4ip Sn1823	July 31, 2023

Communication Systems

Band Name	Communication Systems Name	Channel	Frequency [MHz]
WLAN 2.4GHz	IEEE 802.11g WiFi 2.4 GHz (DSSS-OFDM, 6 Mbps)	6	2437.0

Grid Settings

Extent X [mm]	Extent Y [mm]	Step X [mm]	Step Y [mm]	Distance [mm]
52.0	52.0	4.0	4.0	10.0

Results

Audio File	Measurement Duration [s]	Margin Upper Bound [dB]	Margin Lower Bound [dB]
48k_voice_300-3000_2s.wav	2.0	1.26	0.3

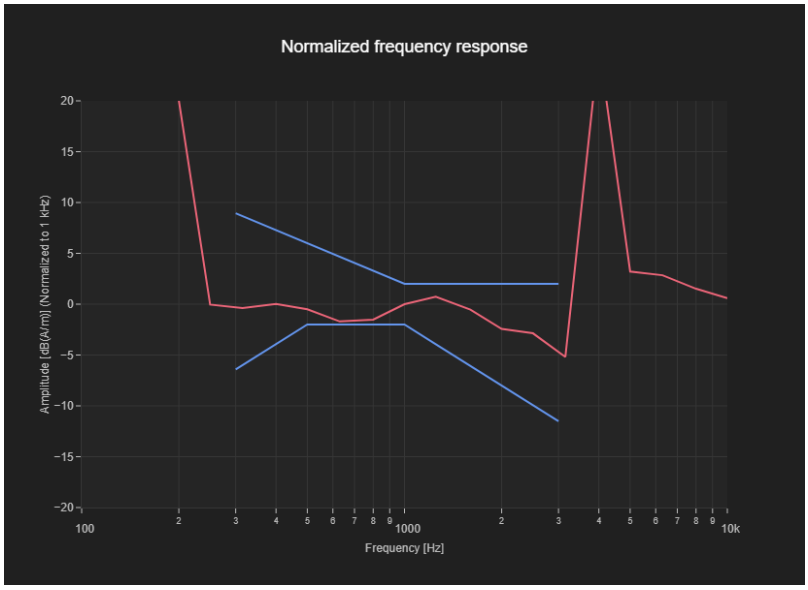

Plot No.47 T-Coil Coupling Mode Test Report

Results

Primary Group Contiguous Point Count	Secondary Group Point Count	Secondary Group Max Longitudinal	Secondary Group Max Transverse
133	453	24	26

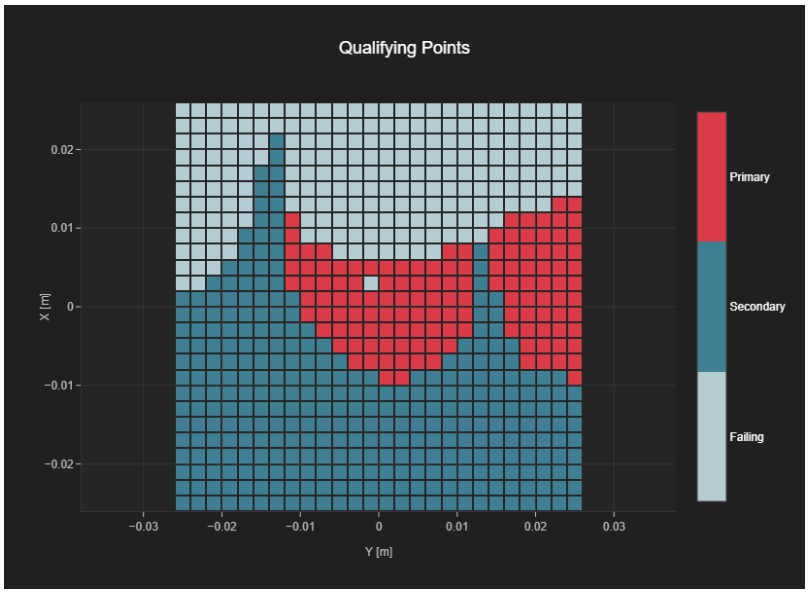

Plot No.48 T-Coil Signal Test Report

Measurement performed on February 05, 2024

Device Under Test

Dimensions [mm]	Speaker Position [mm]
152.0 x 72.0 x 9.0	151.0

Hardware Setup

Probe Name	Probe Calibration Date	DAE Name	DAE Calibration Date
AM1DV3 - 3104	March 16, 2023	DAE4ip Sn1823	July 31, 2023

Communication Systems

Band Name	Communication Systems Name	Channel	Frequency [MHz]
U-NII-4	IEEE 802.11a/h WiFi 5 GHz (OFDM, 6 Mbps, 99pc duty cycle)	173	5865.0

Grid Settings

Extent X [mm]	Extent Y [mm]	Step X [mm]	Step Y [mm]	Distance [mm]
52.0	52.0	4.0	4.0	10.0

Results

Audio File	Measurement Duration [s]	Margin Upper Bound [dB]	Margin Lower Bound [dB]
48k_voice_300-3000_2s.wav	2.0	1.66	0.25

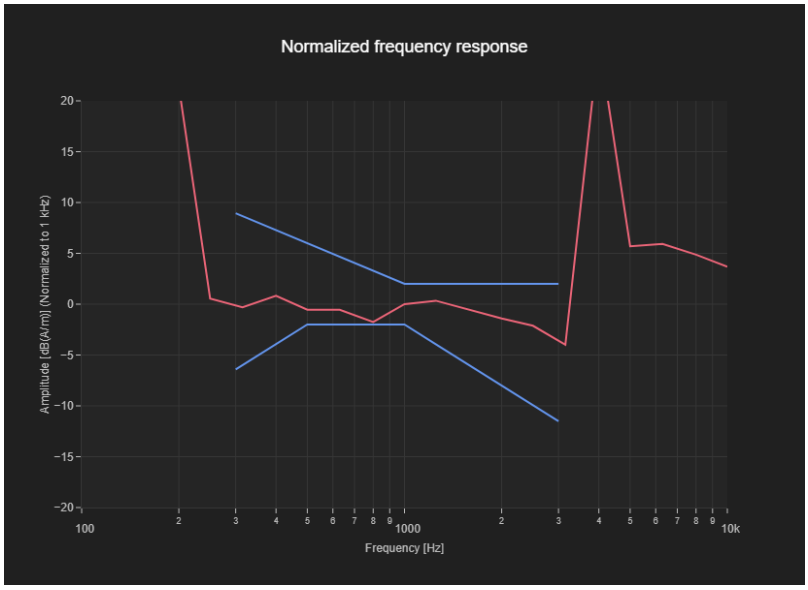

Plot No.48 T-Coil Coupling Mode Test Report

Results
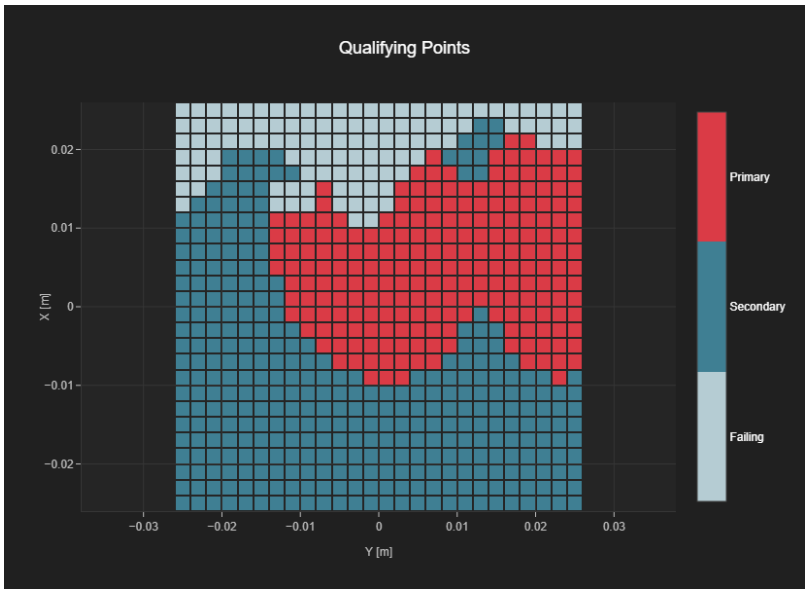
Primary Group Contiguous Point Count	Secondary Group Point Count	Secondary Group Max Longitudinal	Secondary Group Max Transverse
222	564	25	26