RESULTS

9.6.1. 802.11a MODE 2TX IN THE UNII-5

2TX Tx0 + Tx1 CDD

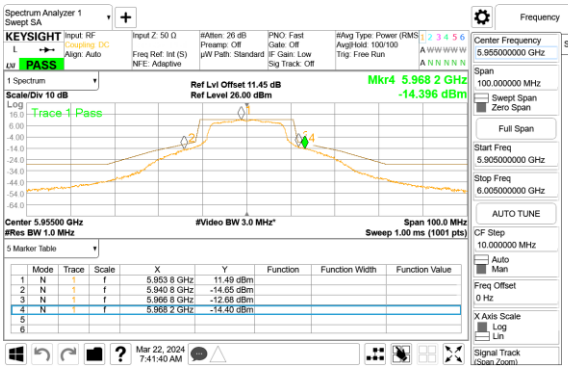

LOW CHANNEL Tx0

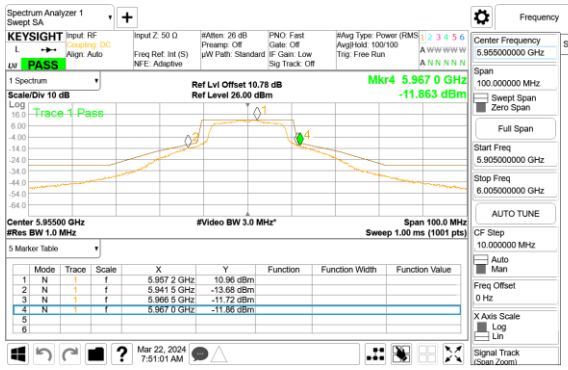

LOW CHANNEL Tx1

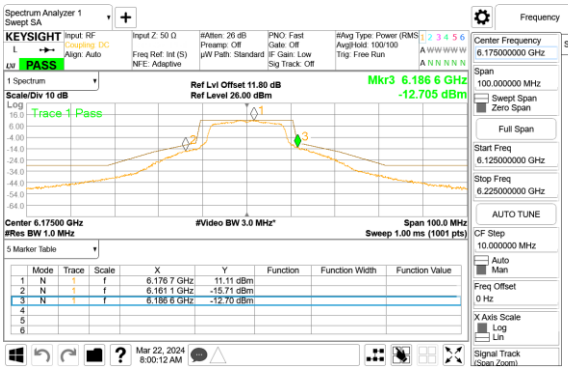

MID CHANNEL Tx0

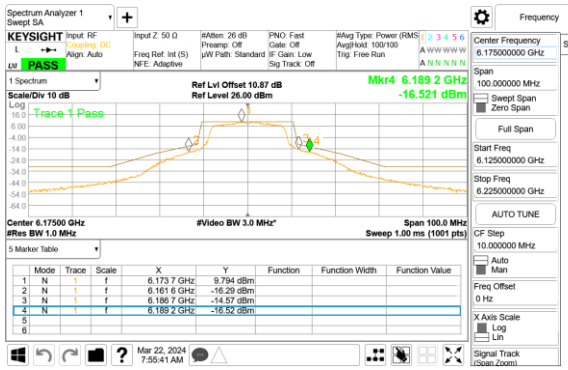

MID CHANNEL Tx1

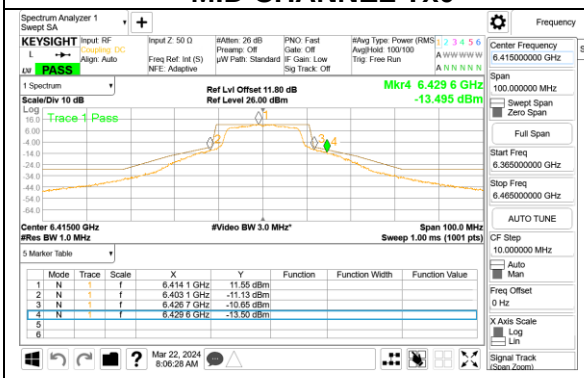

HIGH CHANNEL Tx0

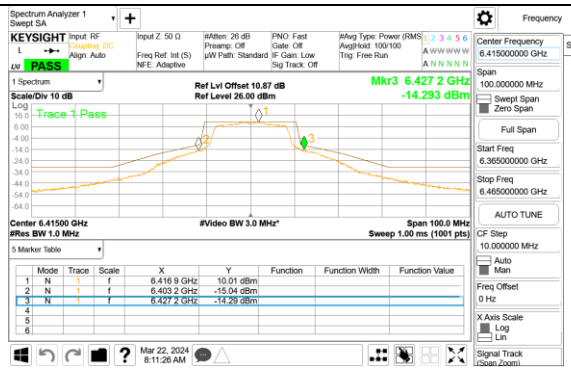

HIGH CHANNEL Tx1

UL VERIFICATION SERVICES INC.
47173 Benicia Street, Fremont, CA 94538, USA TEL:(510) 319-4000 FAX:(510) 661-0888

This report shall not be reproduced except in full, without the written approval of UL VERIFICATION SERVICES INC.

9.6.2. 802.11be EHT20 MODE 2TX IN THE UNII-5

2TX Tx0 + Tx1 OFDMA MODE: 242T, RU Index 61

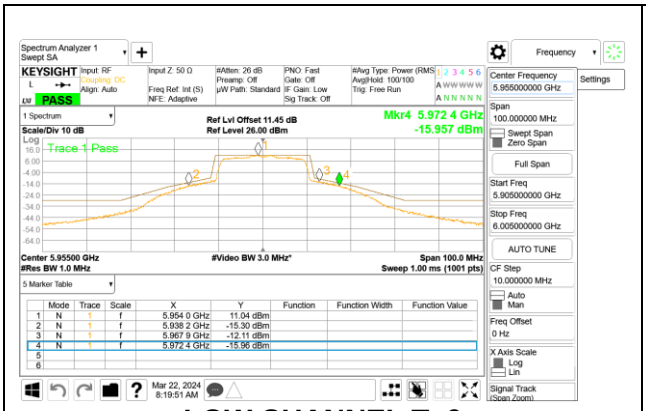

LOW CHANNEL Tx0

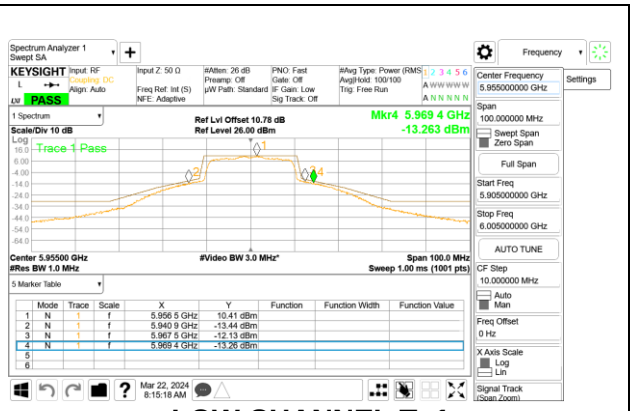

LOW CHANNEL Tx1

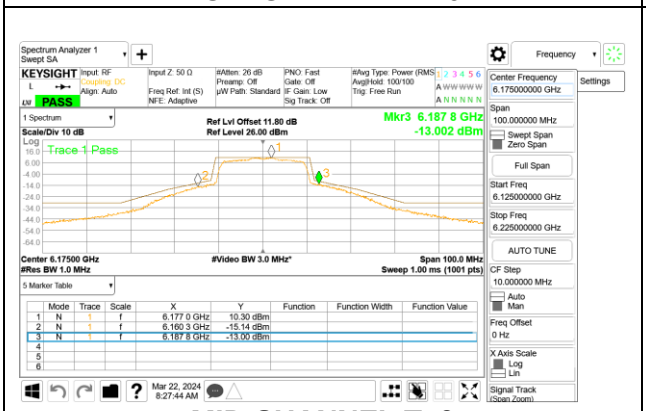

MID CHANNEL Tx0

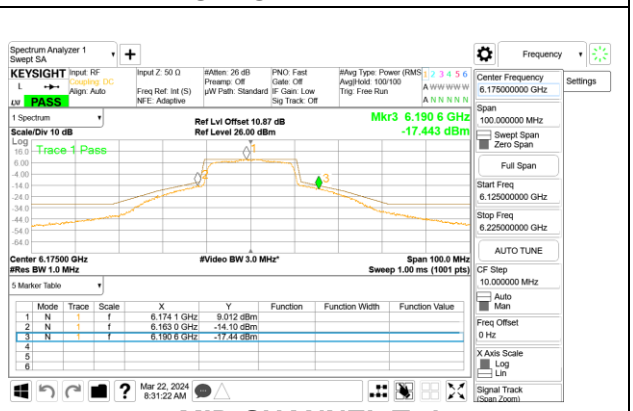

MID CHANNEL Tx1

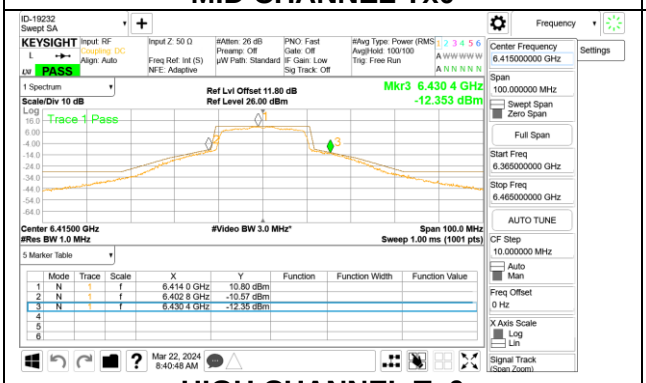

HIGH CHANNEL Tx0

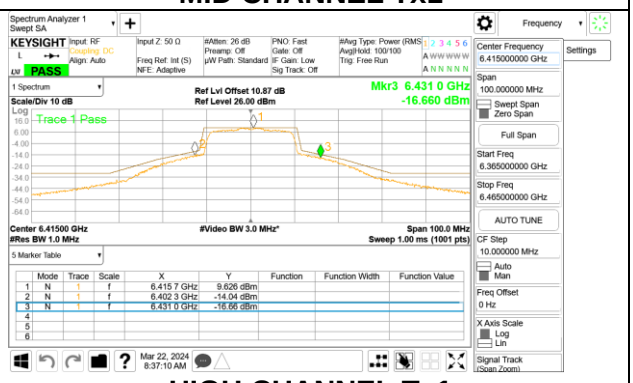

HIGH CHANNEL Tx1

UL VERIFICATION SERVICES INC.
47173 Benicia Street, Fremont, CA 94538, USA TEL:(510) 319-4000 FAX:(510) 661-0888
This report shall not be reproduced except in full, without the written approval of UL VERIFICATION SERVICES INC.

2TX Tx0 + Tx1 OFDMA MODE: 26T

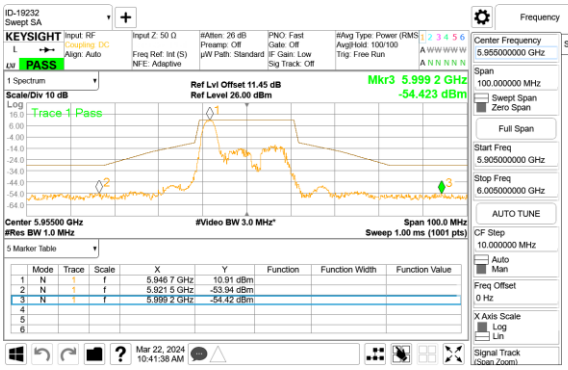

LOW CHANNEL Index 0, Tx0

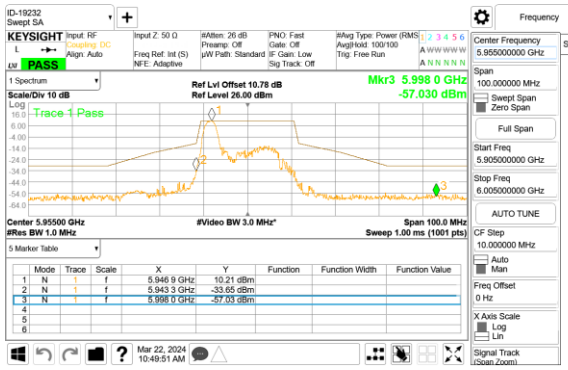

LOW CHANNEL Index 0, Tx1

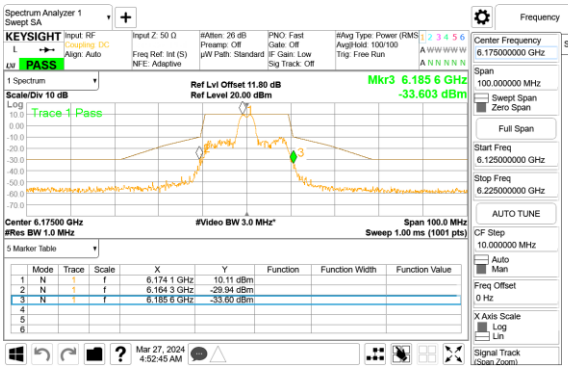

MID CHANNEL Index 4, Tx0

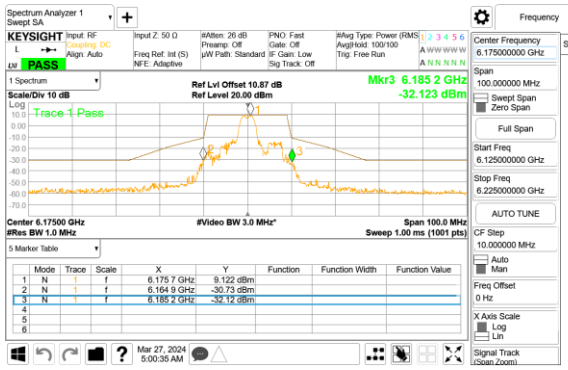

MID CHANNEL Index 4, Tx1

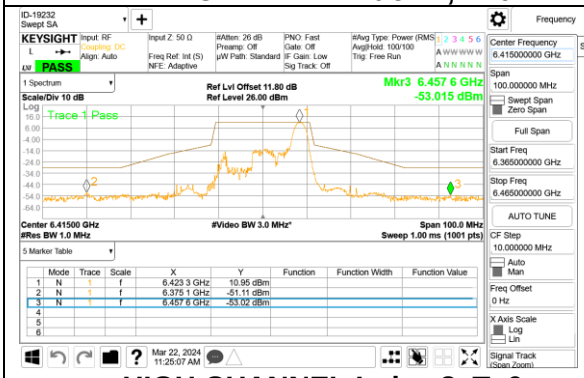

HIGH CHANNEL Index 8, Tx0

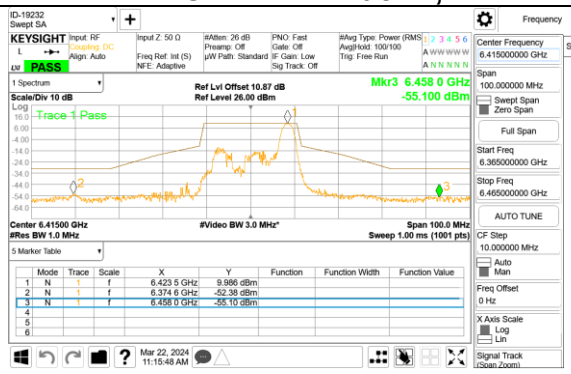

HIGH CHANNEL Index 8, Tx1

UL VERIFICATION SERVICES INC.
47173 Benicia Street, Fremont, CA 94538, USA TEL:(510) 319-4000 FAX:(510) 661-0888
This report shall not be reproduced except in full, without the written approval of UL VERIFICATION SERVICES INC.

9.6.3. 802.11be EHT40 MODE 2TX IN THE UNII-5

2TX Tx0 + Tx1 OFDMA MODE: 484T, RU Index 65

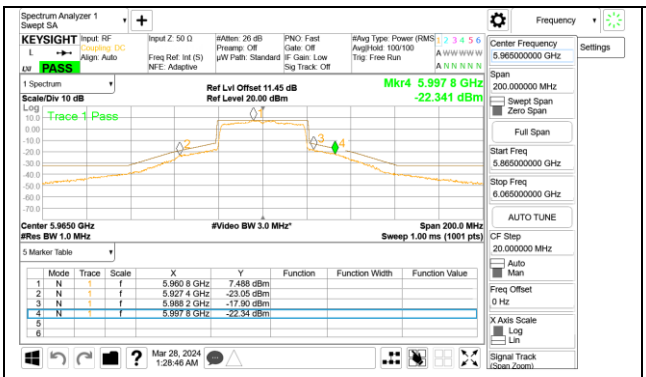

LOW CHANNEL Tx0

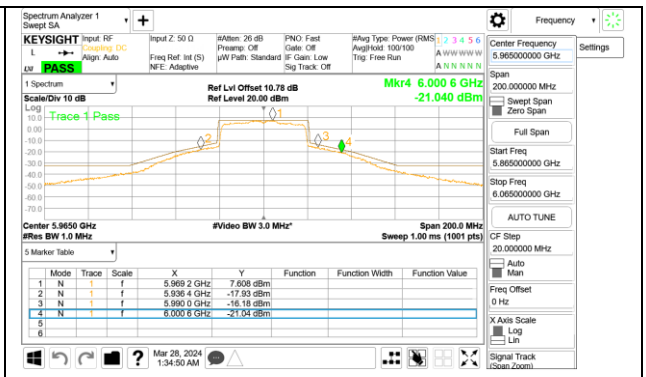

LOW CHANNEL Tx1

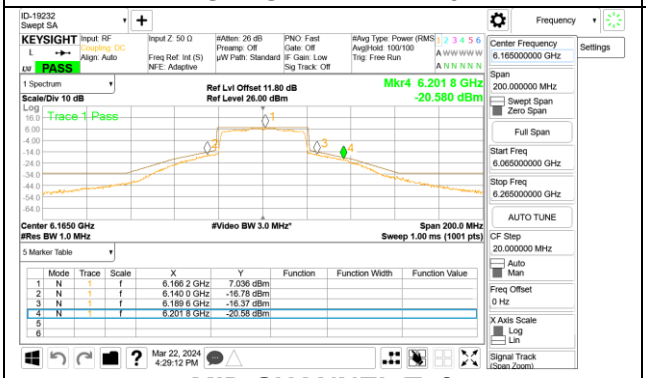

MID CHANNEL Tx0

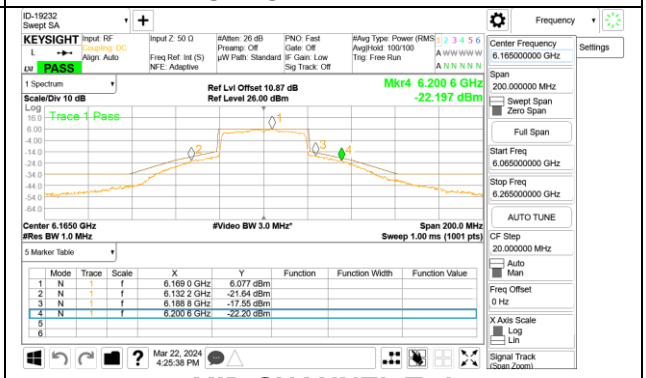

MID CHANNEL Tx1

HIGH CHANNEL Tx0

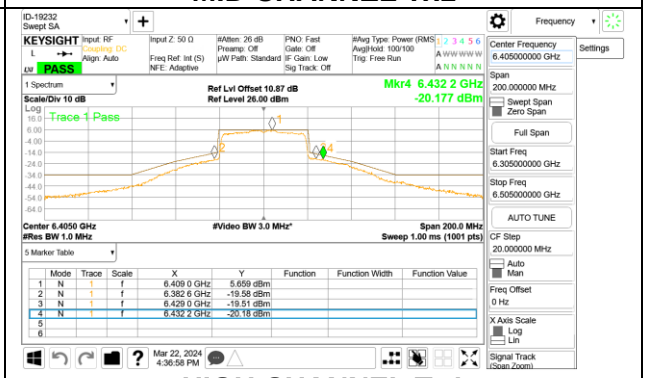

HIGH CHANNEL Tx1

UL VERIFICATION SERVICES INC.
47173 Benicia Street, Fremont, CA 94538, USA TEL:(510) 319-4000 FAX:(510) 661-0888
This report shall not be reproduced except in full, without the written approval of UL VERIFICATION SERVICES INC.

9.6.4. 802.11be EHT80 MODE 2TX IN THE UNII-5

2TX Tx0 + Tx1 OFDMA MODE: 996T, RU Index 67

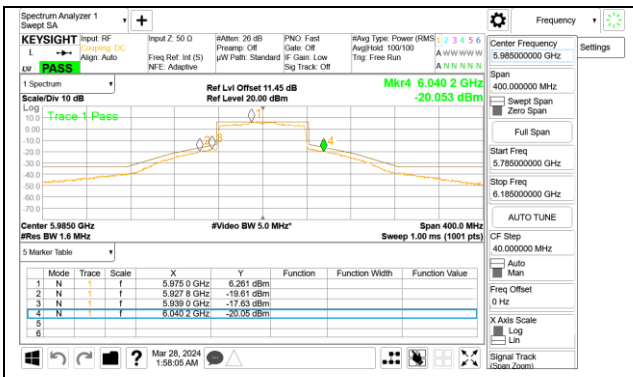

LOW CHANNEL Tx0

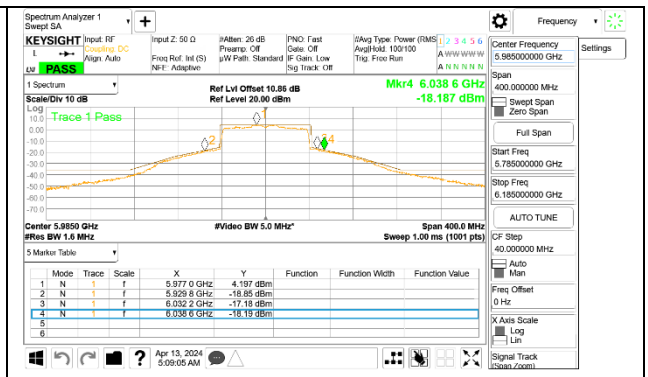

LOW CHANNEL Tx1

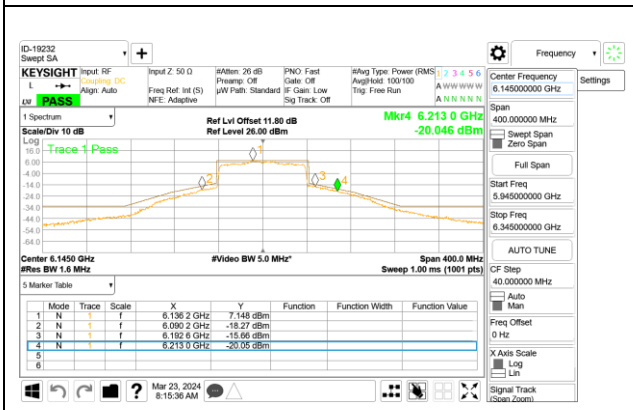

MID CHANNEL Tx0

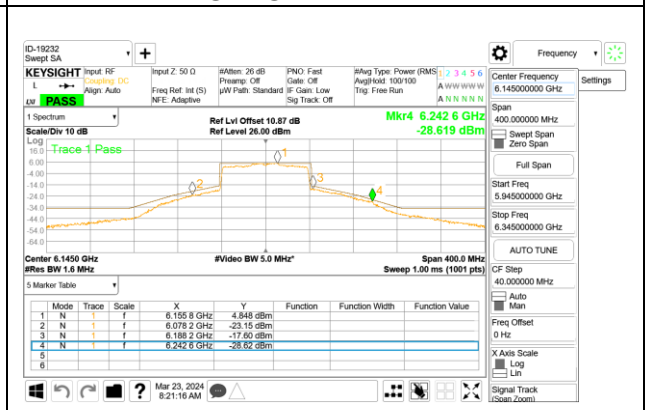

MID CHANNEL Tx1

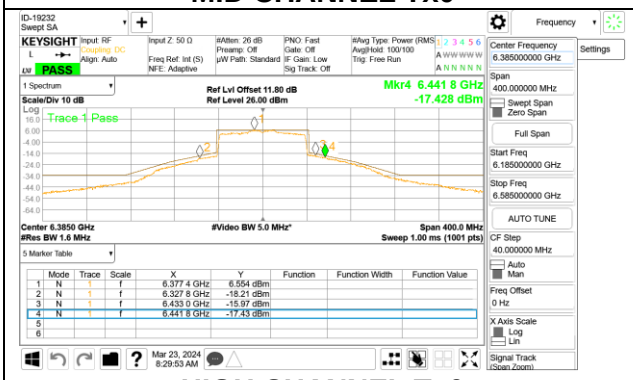

HIGH CHANNEL Tx0

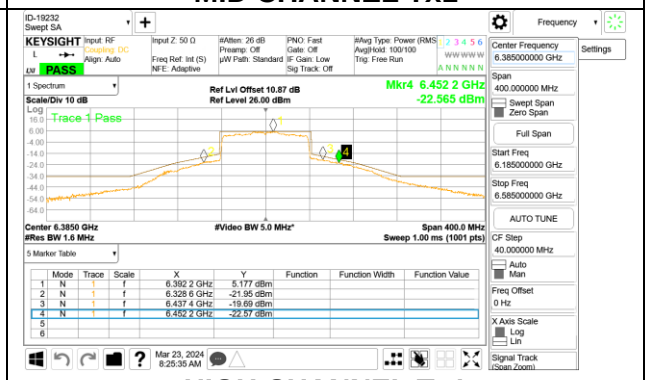

HIGH CHANNEL Tx1

UL VERIFICATION SERVICES INC.
47173 Benicia Street, Fremont, CA 94538, USA TEL:(510) 319-4000 FAX:(510) 661-0888

This report shall not be reproduced except in full, without the written approval of UL VERIFICATION SERVICES INC.

9.6.5. 802.11be EHT160 MODE 2TX IN THE UNII-5

2TX Tx0 + Tx1 OFDMA MODE: SU

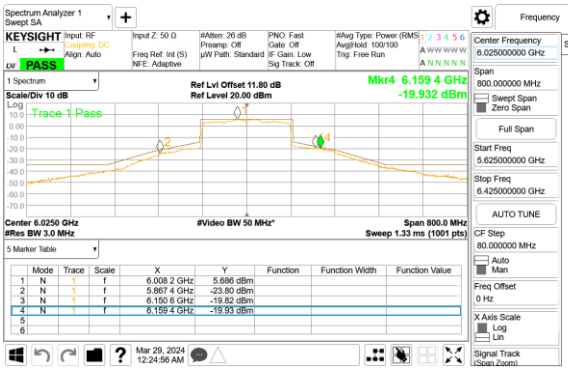

LOW CHANNEL Tx0

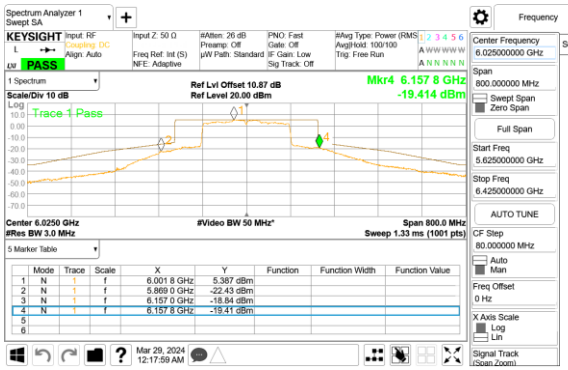

LOW CHANNEL Tx1

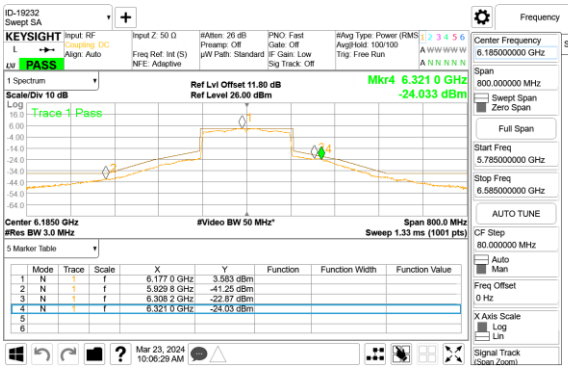

MID CHANNEL Tx0

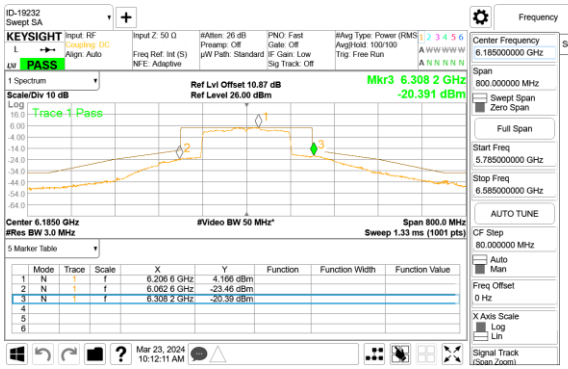

MID CHANNEL Tx1

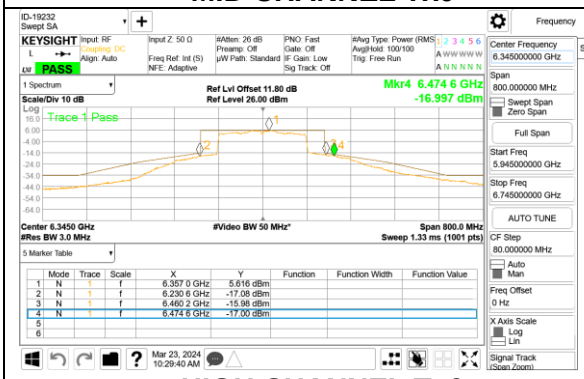

HIGH CHANNEL Tx0

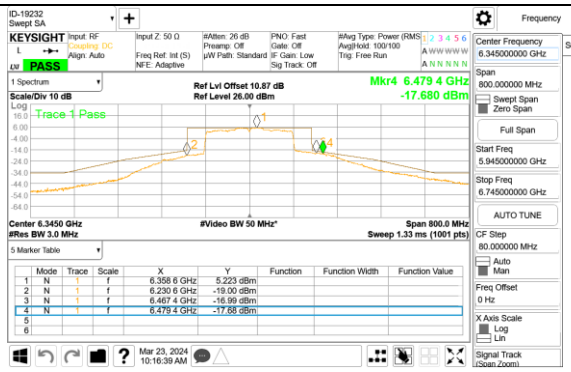

HIGH CHANNEL Tx1

UL VERIFICATION SERVICES INC.
47173 Benicia Street, Fremont, CA 94538, USA TEL:(510) 319-4000 FAX:(510) 661-0888
This report shall not be reproduced except in full, without the written approval of UL VERIFICATION SERVICES INC.

9.6.6. 802.11a MODE 2TX IN THE UNII-7

2TX Tx0 + Tx1 CDD

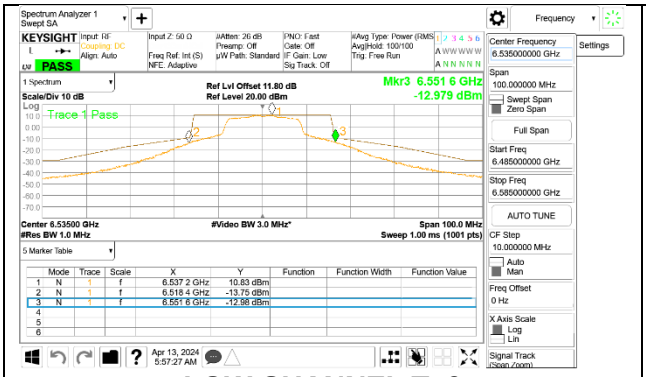

LOW CHANNEL Tx0

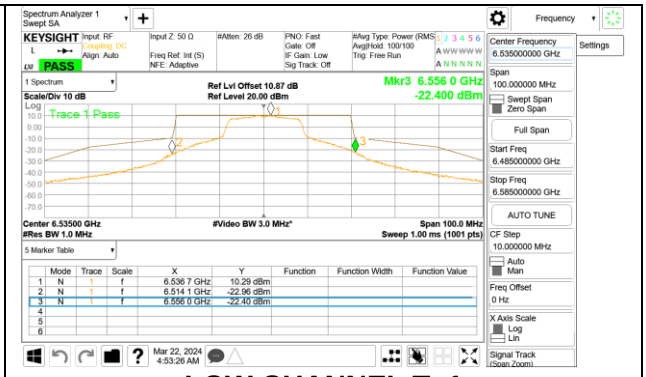

LOW CHANNEL Tx1

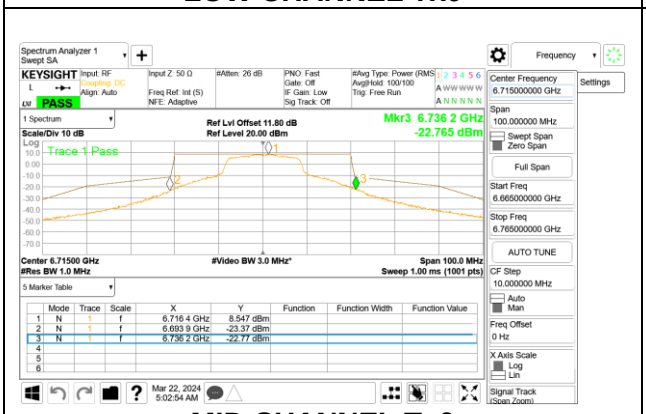

MID CHANNEL Tx0

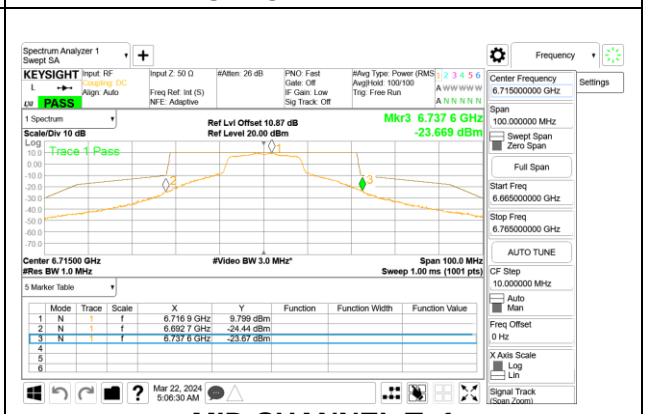

MID CHANNEL Tx1

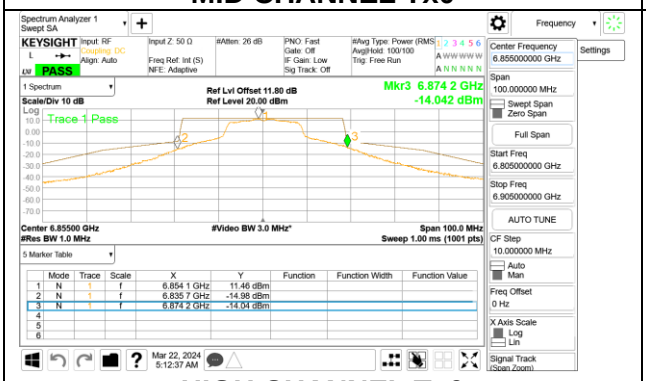

HIGH CHANNEL Tx0

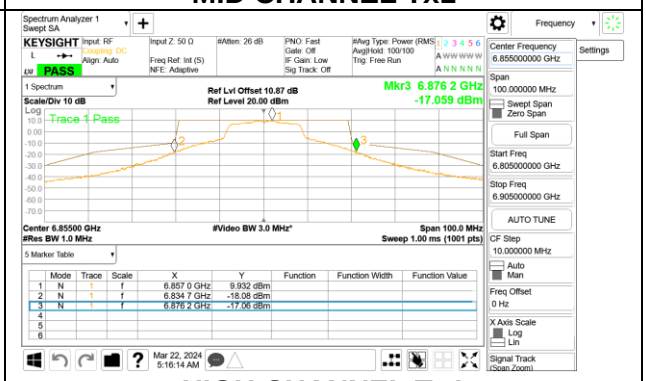

HIGH CHANNEL Tx1

UL VERIFICATION SERVICES INC.
47173 Benicia Street, Fremont, CA 94538, USA TEL:(510) 319-4000 FAX:(510) 661-0888

This report shall not be reproduced except in full, without the written approval of UL VERIFICATION SERVICES INC.

9.6.7. 802.11be EHT20 MODE 2TX IN THE UNII-7

2TX Tx0 + Tx1 OFDMA MODE: 242T, RU Index 61

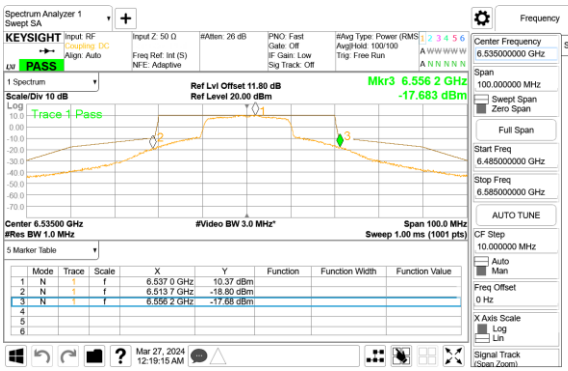

LOW CHANNEL Tx0

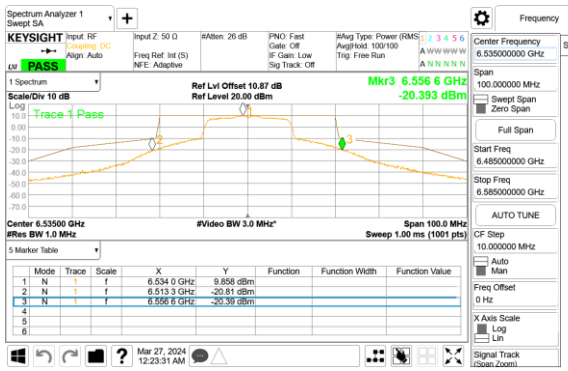

LOW CHANNEL Tx1

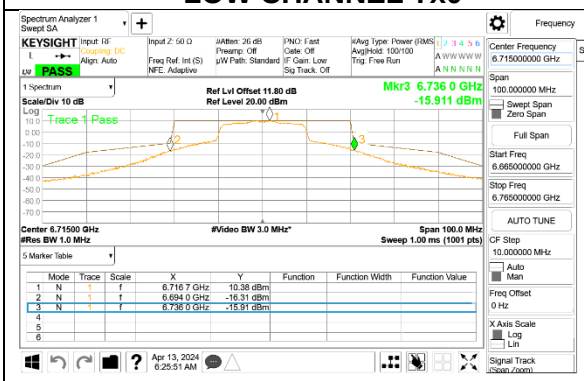

MID CHANNEL Tx0

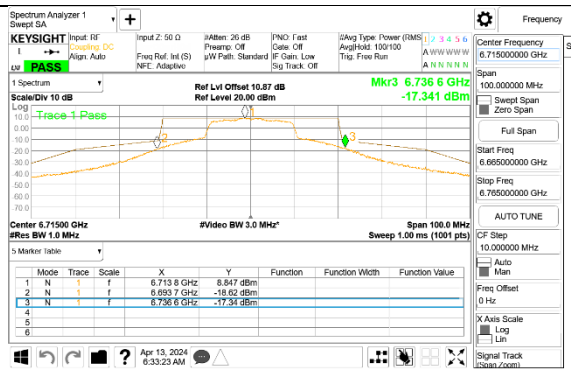

MID CHANNEL Tx1

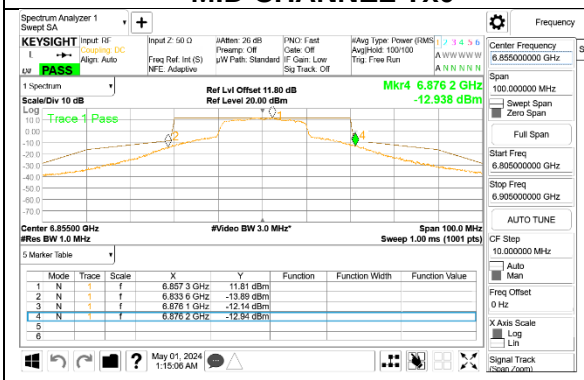

HIGH CHANNEL Tx0

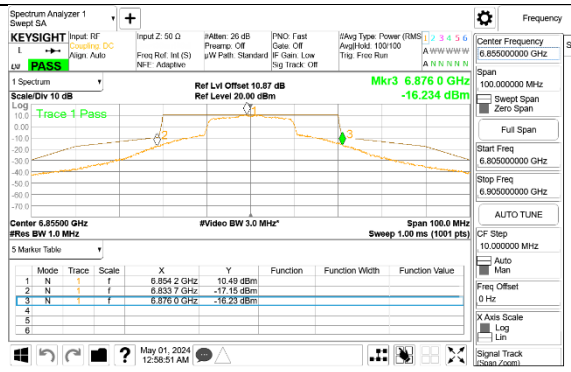

HIGH CHANNEL Tx1

UL VERIFICATION SERVICES INC.
47173 Benicia Street, Fremont, CA 94538, USA TEL:(510) 319-4000 FAX:(510) 661-0888

This report shall not be reproduced except in full, without the written approval of UL VERIFICATION SERVICES INC.

2TX Tx0 + Tx1 OFDMA MODE: 26T

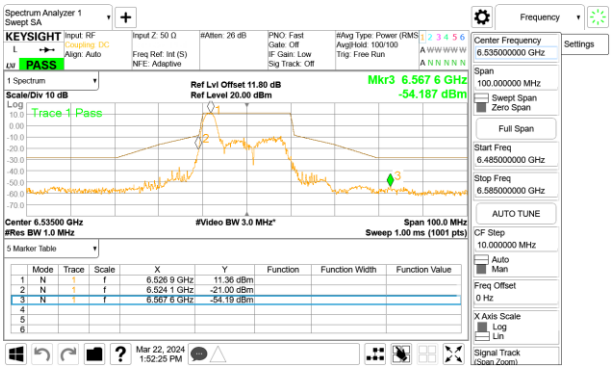

LOW CHANNEL Index 0, Tx0

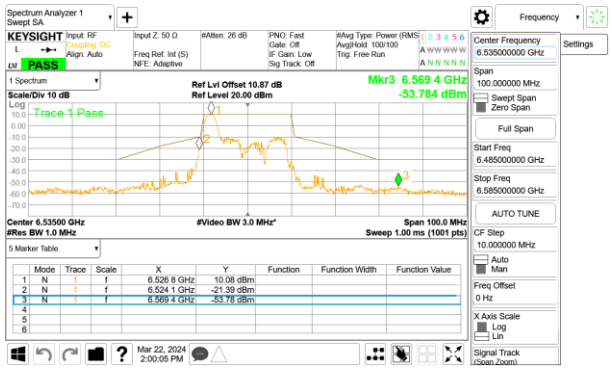

LOW CHANNEL Index 0, Tx1

MID CHANNEL Index 4, Tx0

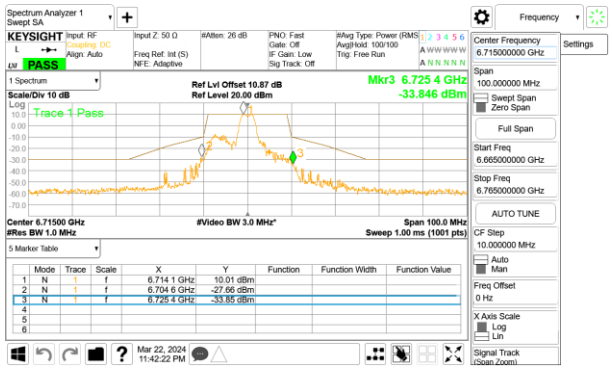

MID CHANNEL Index 4, Tx1

HIGH CHANNEL Index 8, Tx0

HIGH CHANNEL Index 8, Tx1

UL VERIFICATION SERVICES INC.
47173 Benicia Street, Fremont, CA 94538, USA TEL:(510) 319-4000 FAX:(510) 661-0888
This report shall not be reproduced except in full, without the written approval of UL VERIFICATION SERVICES INC.

9.6.8. 802.11be EHT40 MODE 2TX IN THE UNII-7

2TX Tx0 + Tx1 OFDMA MODE: 484T, RU Index 65

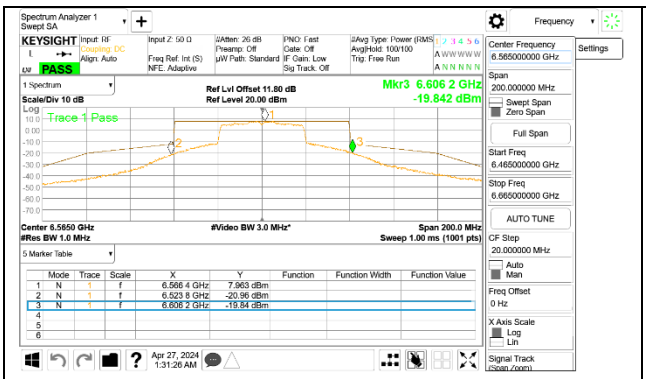

LOW CHANNEL Tx0

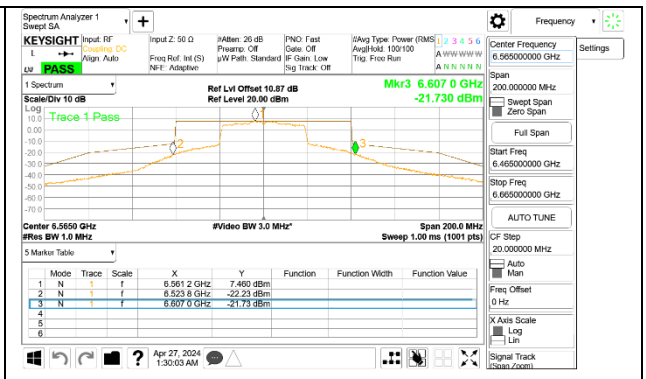

LOW CHANNEL Tx1

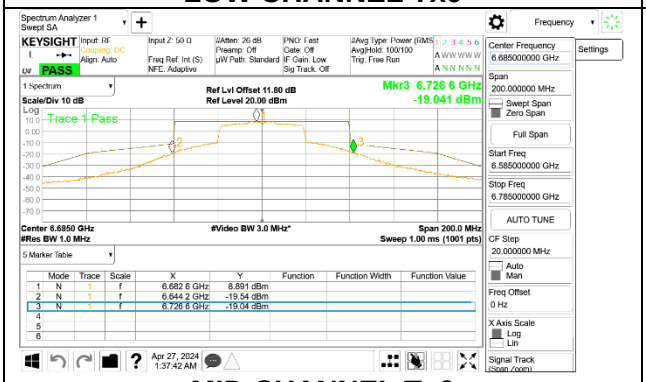

MID CHANNEL Tx0

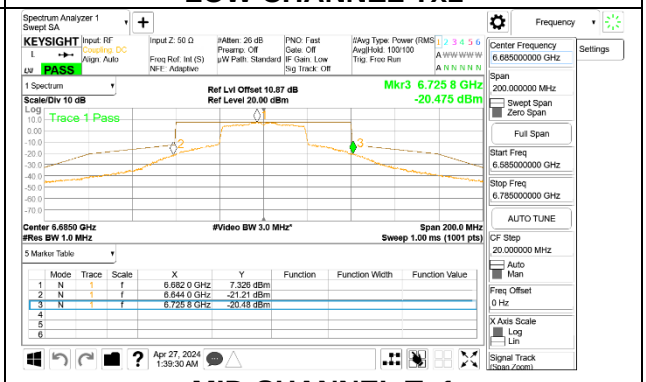

MID CHANNEL Tx1

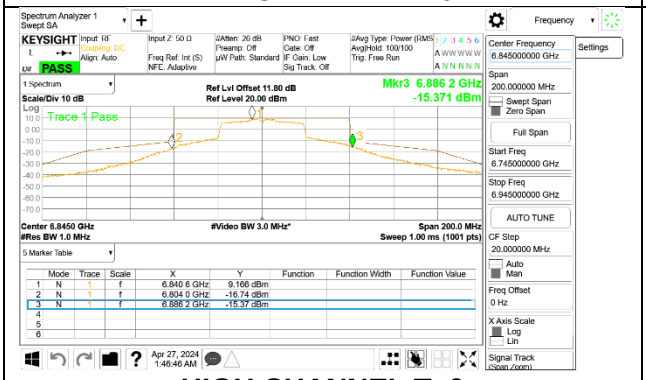

HIGH CHANNEL Tx0

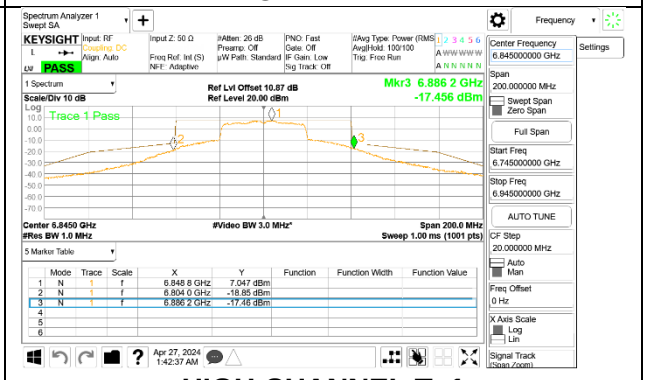

HIGH CHANNEL Tx1

UL VERIFICATION SERVICES INC.
47173 Benicia Street, Fremont, CA 94538, USA TEL:(510) 319-4000 FAX:(510) 661-0888

This report shall not be reproduced except in full, without the written approval of UL VERIFICATION SERVICES INC.

9.6.9. 802.11be EHT80 MODE 2TX IN THE UNII-7

2TX Tx0 + Tx1 OFDMA MODE: 996T, RU Index 67

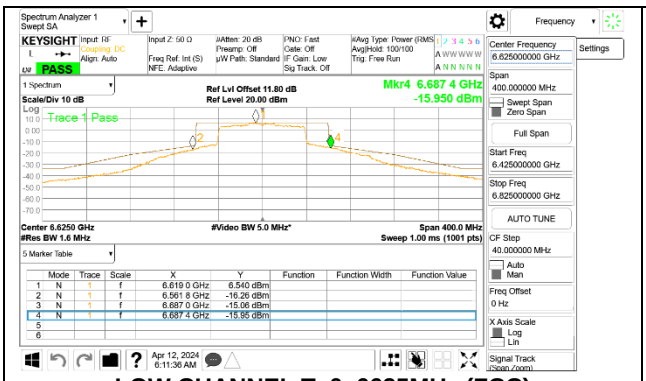

LOW CHANNEL Tx0, 6625MHz (FCC)

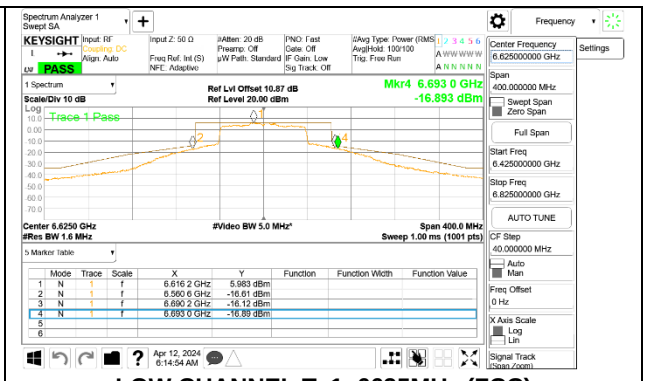

LOW CHANNEL Tx1, 6625MHz (FCC)

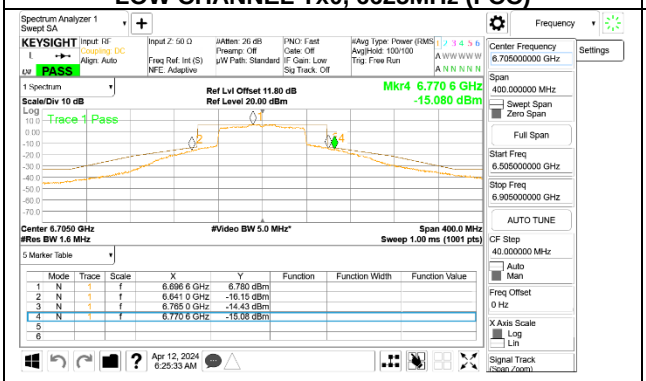

MID CHANNEL Tx0

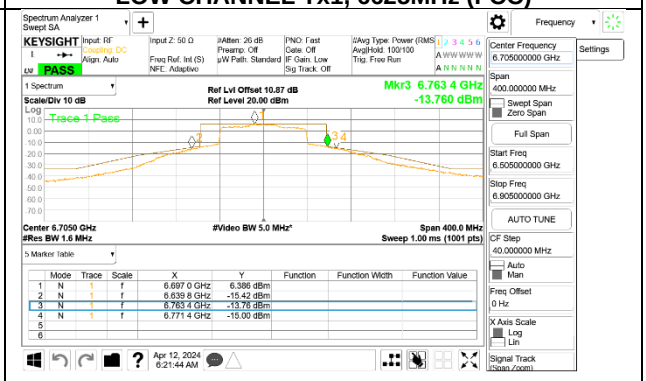

MID CHANNEL Tx1

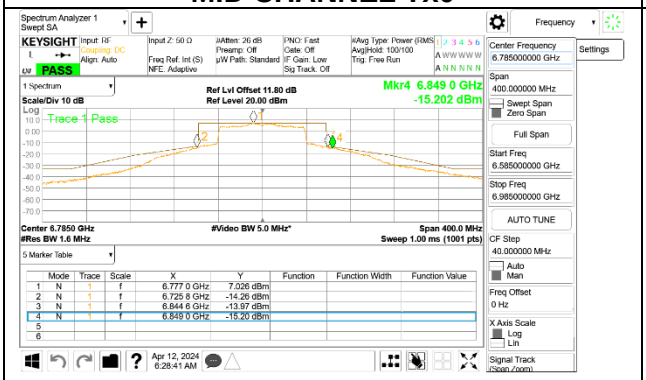

HIGH CHANNEL Tx0

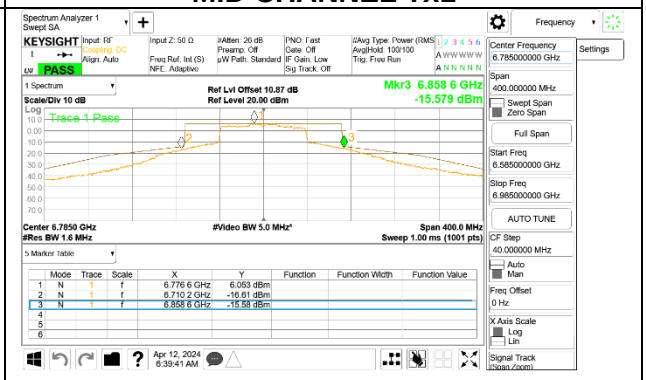

HIGH CHANNEL Tx1

UL VERIFICATION SERVICES INC.
47173 Benicia Street, Fremont, CA 94538, USA TEL:(510) 319-4000 FAX:(510) 661-0888

This report shall not be reproduced except in full, without the written approval of UL VERIFICATION SERVICES INC.

9.6.10. 802.11be EHT160 MODE 2TX IN THE UNII-7

2TX Tx0 + Tx1 OFDMA MODE: SU

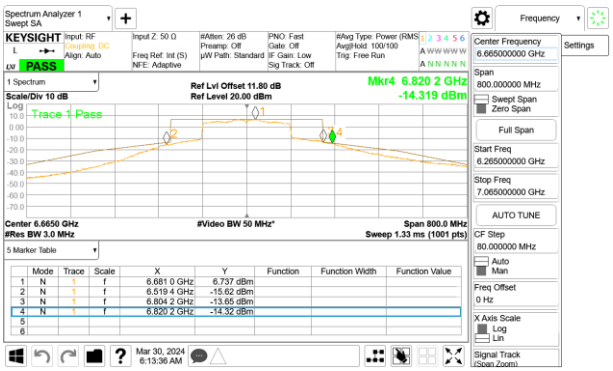

MID CHANNEL Tx0

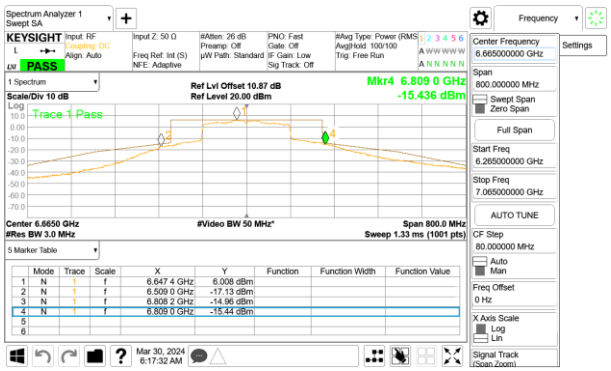

MID CHANNEL Tx1

UL VERIFICATION SERVICES INC.
47173 Benicia Street, Fremont, CA 94538, USA TEL:(510) 319-4000 FAX:(510) 661-0888
This report shall not be reproduced except in full, without the written approval of UL VERIFICATION SERVICES INC.

10. DUAL CLIENT TEST/ CLIENT DEVICE - POWER ADJUSTMENT

LIMITS

FCC §15.407(a) (7), (8)

(7) For client devices, except for fixed client devices as defined in this subpart, operating under the control of a standard power access point in 5.925–6.425 GHz and 6.525–6.875 GHz bands, the maximum power spectral density must not exceed 17 dBm e.i.r.p. in any 1-megahertz band, and the maximum e.i.r.p. over the frequency band of operation must not exceed 30 dBm and the device must limit its power to no more than 6 dB below its associated standard power access point's authorized transmit power.

(8) For client devices operating under the control of an indoor access point in the 5.925–7.125 GHz bands, the maximum power spectral density must not exceed −1 dBm e.i.r.p. in any 1-megahertz band, and the maximum e.i.r.p. over the frequency band of operation must not exceed 24 dBm.

KDB 987594 D02

(II) (K) . Dual Client Test, Demonstration of Proper Power Adjustment based on Associated AP
A client device may connect to a Standard Power AP with a maximum power level of 30 dBm EIRP. A client may also connect to a Low Power indoor AP, but the power level is limited to a maximum of 24 dBm EIRP. If a client has the flexibility to connect to both APs, verification is needed to show that it can distinguish between the two configurations, and then control the power levels accordingly.

(II) (L). Proper Power Adjustment, Client Devices Connected to a Standard Power Access Point
A client device that connects to a Standard Power AP must limit its power to a minimum of 6 dB lower than its associated Standard Power access point's authorized transmit power. The term "authorized" means the AFC-approved power level for the AP to use on a particular channel.

TEST PROCEDURE

Per KDB 987594 D02 v02r01 (II) (K) and (II) (L)

SET UP

The following setup was used as an alternate method to meet requirements for sections (II)(K) and (II)(L) for a dual client device. It verifies EUT ability to distinguish between an LPI AP and SP AP and operate at the power level permitted for each.

UL VERIFICATION SERVICES INC.
47173 Benicia Street, Fremont, CA 94538, USA TEL:(510) 319-4000 FAX:(510) 661-0888
This report shall not be reproduced except in full, without the written approval of UL VERIFICATION SERVICES INC.