RESULTS FOR DUAL CLIENT TEST

Tested By:	12485 GA
Date:	2024-04-02

EUT Frequency (MHz)	AFC Authorized EIRP Power for AP (dBm)	Dual Client MIMO EIRP (dBm)	Results (Pass/Fail) (EUT-AFC Authorized AP Power <= -6dB)
5975	36	14.58	Pass
	28	14.23	Pass
	21	8.08	Pass

Below plots is provided to show Dual client power level and transition from connection to SP AP (Mark 1) and then to LPI AP (Mark 2) where the power dropped >= 6dB.

UL VERIFICATION SERVICES INC.
47173 Benicia Street, Fremont, CA 94538, USA TEL:(510) 319-4000 FAX:(510) 661-0888
This report shall not be reproduced except in full, without the written approval of UL VERIFICATION SERVICES INC.

11. RADIATED TEST RESULTS

LIMITS

FCC §15.205 Restriced bands

§15.209 and FCC §15.407(b)(5) -Un-Restriced bands

Any emissions outside of the 5.925-7.125 GHz band must not exceed an e.i.r.p. of -27dBm/MHz rms and -7dBm/MHz Peak.

Frequency Range (MHz)	Field Strength Limit (uV/m) at 3 m	Field Strength Limit (dBuV/m) at 3 m
30 - 88	100	40
88 - 216	150	43.5
216 - 960	200	46
Above 960	500	54

TEST PROCEDURE

The EUT is placed on a non-conducting table 80 cm above the ground plane for measurement below 1GHz; 1.5 m above the ground plane for measurement above 1GHz. The antenna to EUT distance is 3 meters. The EUT is configured in accordance with ANSI C63.10. The EUT is set to transmit in a continuous mode.

For measurements below 1 GHz the resolution bandwidth is set to 100 kHz for peak detection measurements or 120 kHz for quasi-peak detection measurements. Peak detection is used unless otherwise noted as quasi-peak.

For pre-scans above 1 GHz the resolution bandwidth is set to 1 MHz; the video bandwidth is set to 30 KHz for peak measurements.

For final measurements above 1 GHz the resolution bandwidth is set to 1 MHz; the video bandwidth is set to 3 MHz for peak measurements and as applicable for average measurements.

The spectrum from 30 MHz to 1GHz and 18GHz to 40 GHz is investigated with the transmitter set to transmit at the channel with highest output power as worst-case scenario. 1GHz to 18GHz was set to the lowest, middle, and highest channels in the 5 GHz bands.

The frequency range of interest is monitored at a fixed antenna height and EUT azimuth. The EUT is rotated through 360 degrees to maximize emissions received. The antenna is scanned from 1 to 4 meters above the ground plane to further maximize the emission. Measurements are made with the antenna polarized in both the vertical and the horizontal positions.

UL VERIFICATION SERVICES INC.
47173 Benicia Street, Fremont, CA 94538, USA TEL:(510) 319-4000 FAX:(510) 661-0888
This report shall not be reproduced except in full, without the written approval of UL VERIFICATION SERVICES INC.

KDB 414788 Open Field Site(OFS) and Chamber Correlation Justification

OFS and chamber correlation testing had been performed and chamber measured test result is the worst-case test result.

NOTE: The limits in CFR 47, Part 15, Subpart C, paragraph 15.209(a), are identical to those in RSS-Gen section 8.9, Table 6, since the measurements are performed in terms of magnetic field strength and converted to electric field strength levels (as reported in the table), using the free space impedance of 377 Ohms. For example, the measurement at frequency X kHz resulted in a level of Y dBuV/m, which is equivalent to Y – 51.5 = Z dBuA/m, which has the same margin, W dB, to the corresponding RSS-Gen Table 6 limit as it has to 15.209(a) limit.

UL VERIFICATION SERVICES INC.
47173 Benicia Street, Fremont, CA 94538, USA TEL:(510) 319-4000 FAX:(510) 661-0888
This report shall not be reproduced except in full, without the written approval of UL VERIFICATION SERVICES INC.

11.1. TRANSMITTER OUTSIDE 5.925-7.125 GHz , 1-18GHz

11.1.1. 802.11a MODE IN THE UNII-5 BAND

2TX Tx0 + Tx1

BANDEDGE (LOW CHANNEL)

HORIZONTAL RESULT

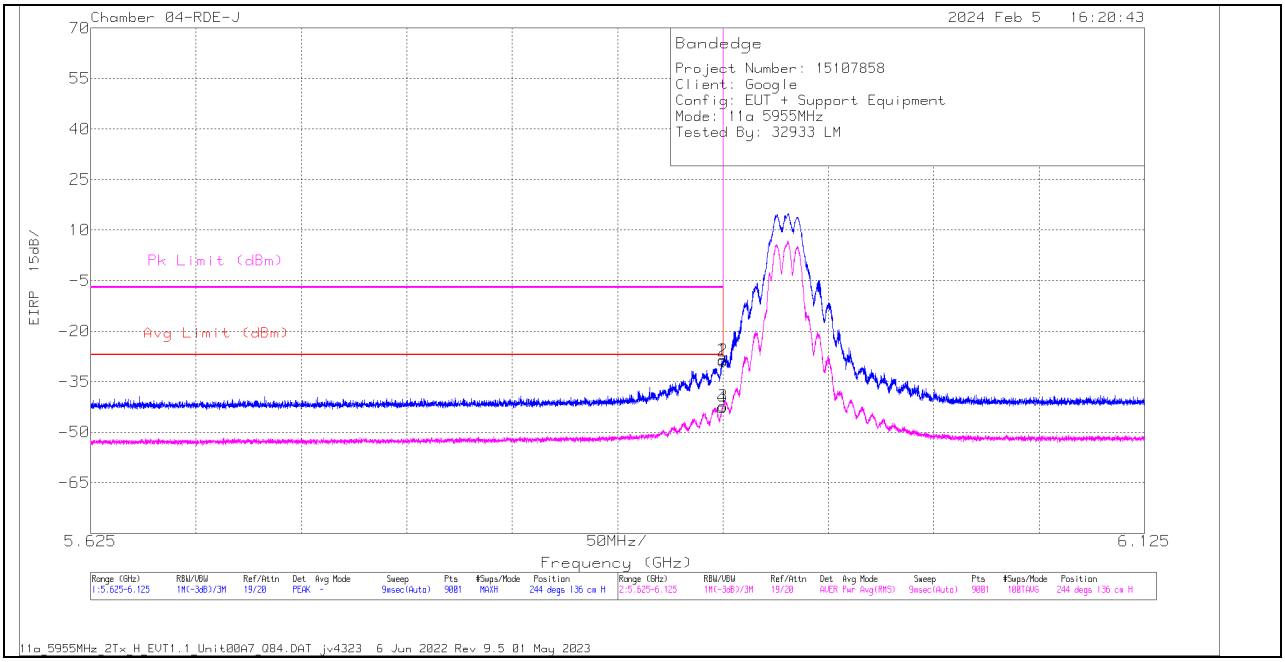

Trace Markers

Marker	Frequency (GHz)	Meter Reading (dBm)	Det	222741 ACF 3m (dB/m)	Cbl/Amp (dB)	Conversion Factor (dB)	Corrected Reading EIRP	Avg Limit (dBm)	RMS Margin (dB)	Pk Limit (dBm)	PK Margin (dB)	Azimuth (Degs)	Height (cm)	Polarity
4	5.92478	-55.8	RMS	35	-33.6	11.8	-42.6	-27	-15.6	-	-	244	136	H
2	5.924947	-41.95	Pk	35	-33.6	11.8	-28.75	-	-	-7	-21.75	244	136	H
1	5.925	-41.59	Pk	35	-33.6	11.8	-28.39	-	-	-7	-21.39	244	136	H
3	5.925	-55.48	RMS	35	-33.6	11.8	-42.28	-27	-15.28	-	-	244	136	H

Pk - Peak detector
RMS - RMS detection

UL VERIFICATION SERVICES INC.
47173 Benicia Street, Fremont, CA 94538, USA TEL:(510) 319-4000 FAX:(510) 661-0888
This report shall not be reproduced except in full, without the written approval of UL VERIFICATION SERVICES INC.

VERTICAL RESULT

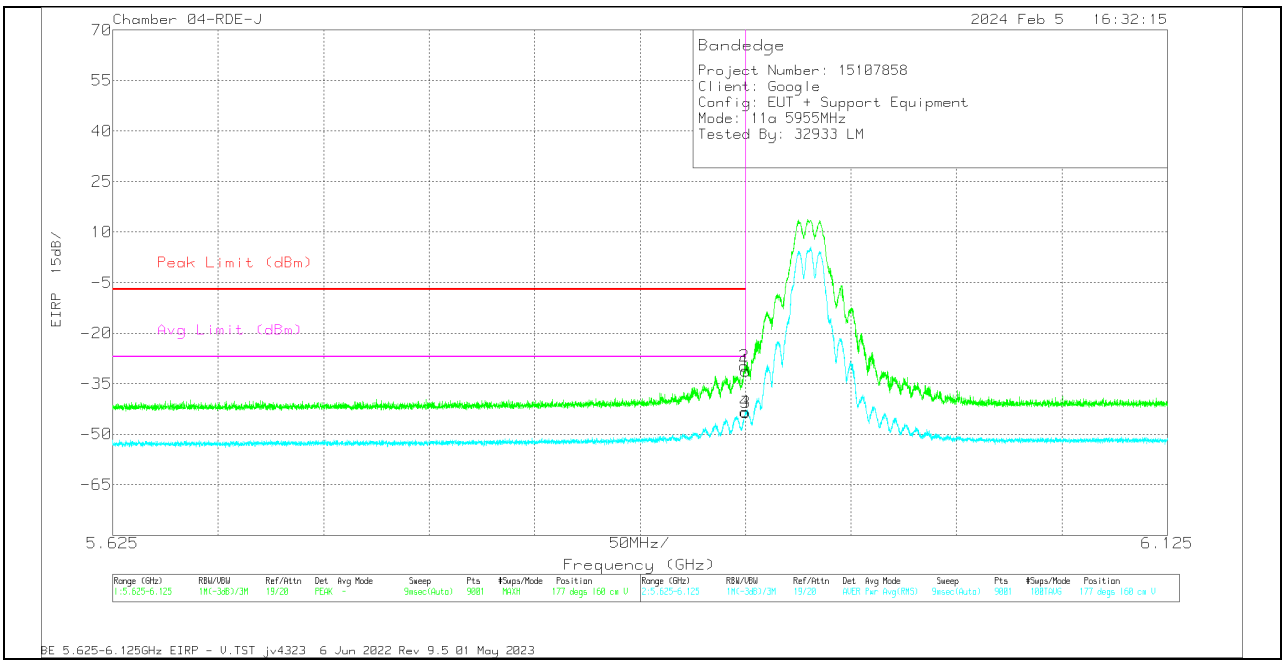

Trace Markers

Marker	Frequency (GHz)	Meter Reading (dBm)	Det	222741 ACF 3m (dB/m)	Cbl/Amp (dB)	Conversion Factor (dB)	Corrected Reading EIRP	Peak Limit (dBm)	PK Margin (dB)	Avg Limit (dBm)	RMS Margin (dB)	Azimuth (Degs)	Height (cm)	Polarity
2	5.924391	-43.12	Pk	35	-33.5	11.8	-29.82	-7	-22.82	-	-	177	160	V
4	5.924836	-56.61	RMS	35	-33.6	11.8	-43.41	-	-	-27	-16.41	177	160	V
1	5.925	-44.36	Pk	35	-33.6	11.8	-31.16	-7	-24.16	-	-	177	160	V
3	5.925	-56.76	RMS	35	-33.6	11.8	-43.56	-	-	-27	-16.56	177	160	V

Pk - Peak detector
RMS - RMS detection

UL VERIFICATION SERVICES INC.
47173 Benicia Street, Fremont, CA 94538, USA TEL:(510) 319-4000 FAX:(510) 661-0888
This report shall not be reproduced except in full, without the written approval of UL VERIFICATION SERVICES INC.

HARMONICS AND SPURIOUS EMISSIONS

LOW CHANNEL

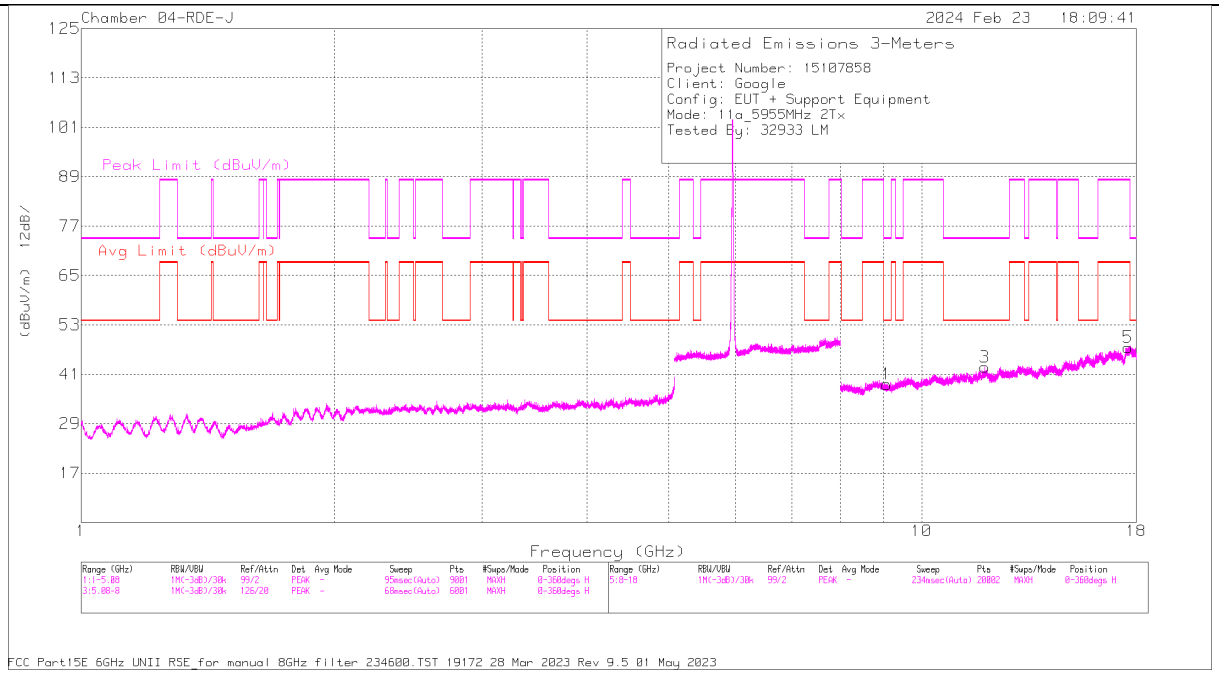

HORIZONTAL

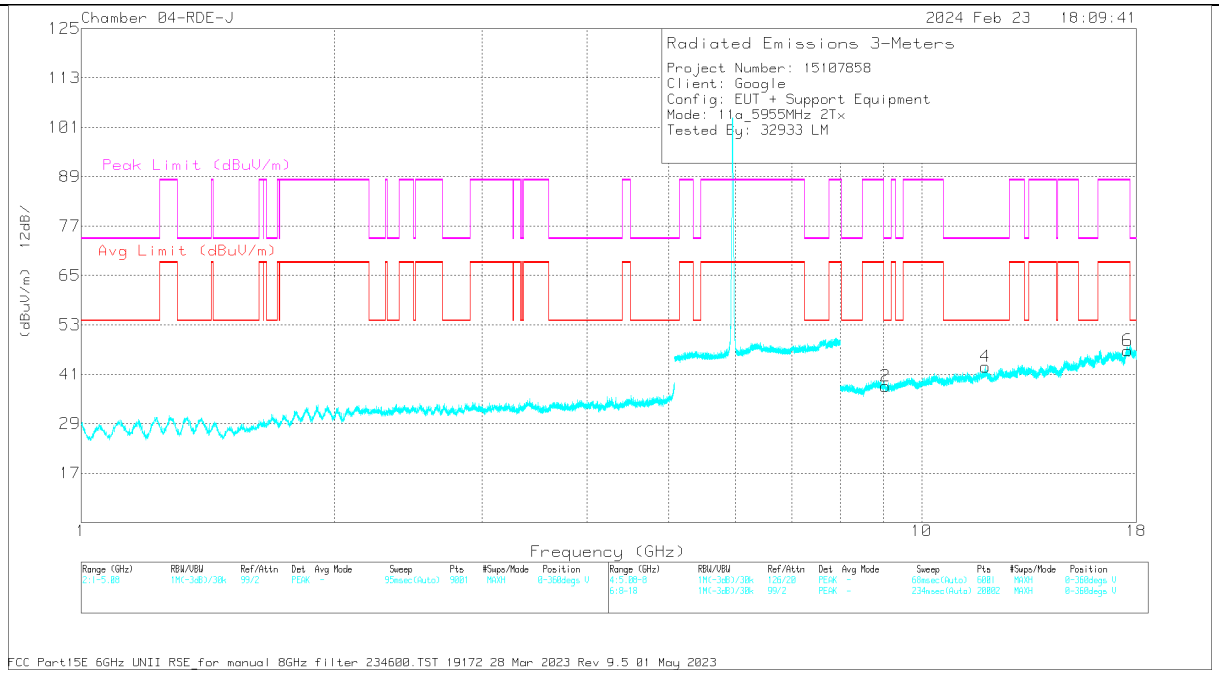

VERTICAL

UL VERIFICATION SERVICES INC.
47173 Benicia Street, Fremont, CA 94538, USA TEL:(510) 319-4000 FAX:(510) 661-0888
This report shall not be reproduced except in full, without the written approval of UL VERIFICATION SERVICES INC.

RADIATED EMISSIONS

Marker	Frequency (GHz)	Meter Reading (dBuV)	Det	222741 ACF 3m (dB/m)	Cbl/Amp (dB)	234600 8GHz HPF (dB)	Corrected Reading (dBuV/m)	Avg Limit (dBuV/m)	Margin (dB)	Peak Limit (dBuV/m)	PK Margin (dB)	Azimuth (Degs)	Height (cm)	Polarity
1	* ** 9.078176	52.77	PK-U	36.1	-41.7	.8	47.97	-	-	74	-26.03	140	367	H
	* ** 9.079795	41.13	ADR	36.1	-41.7	.8	36.33	54	-17.67	-	-	140	367	H
2	* ** 9.057682	53.51	PK-U	36.1	-41.6	.8	48.81	-	-	74	-25.19	141	162	V
	* ** 9.056187	41.19	ADR	36.1	-41.6	.8	36.49	54	-17.51	-	-	141	162	V
3	* ** 11.88873	52.68	PK-U	38.6	-40.5	.8	51.58	-	-	74	-22.42	187	248	H
	* ** 11.88733	41.47	ADR	38.6	-40.6	.8	40.27	54	-13.73	-	-	187	248	H
4	* ** 11.909656	53.61	PK-U	38.6	-40.5	.8	52.51	-	-	74	-21.49	232	111	V
	* ** 11.90994	41.39	ADR	38.6	-40.5	.8	40.29	54	-13.71	-	-	232	111	V
5	17.597744	42.16	ADR	42.1	-39.9	.5	44.86	68.2	-23.34	-	-	262	260	H
	17.598993	54.19	PK-U	42.1	-39.8	.5	56.99	-	-	88.2	-31.21	262	260	H
6	17.58418	54.38	PK-U	42.1	-40	.4	56.88	-	-	88.2	-31.32	343	221	V
	17.584451	42.39	ADR	42.1	-39.9	.4	44.99	68.2	-23.21	-	-	343	221	V

* - indicates frequency in CFR47 Pt 15 / IC RSS-Restricted Band
** - indicates frequency in Taiwan NCC LP0002 Restricted Band
PK-U - U-NII: Maximum Peak
ADR - U-NII AD primary method, RMS average

UL VERIFICATION SERVICES INC.
47173 Benicia Street, Fremont, CA 94538, USA TEL:(510) 319-4000 FAX:(510) 661-0888
This report shall not be reproduced except in full, without the written approval of UL VERIFICATION SERVICES INC.

MID CHANNEL

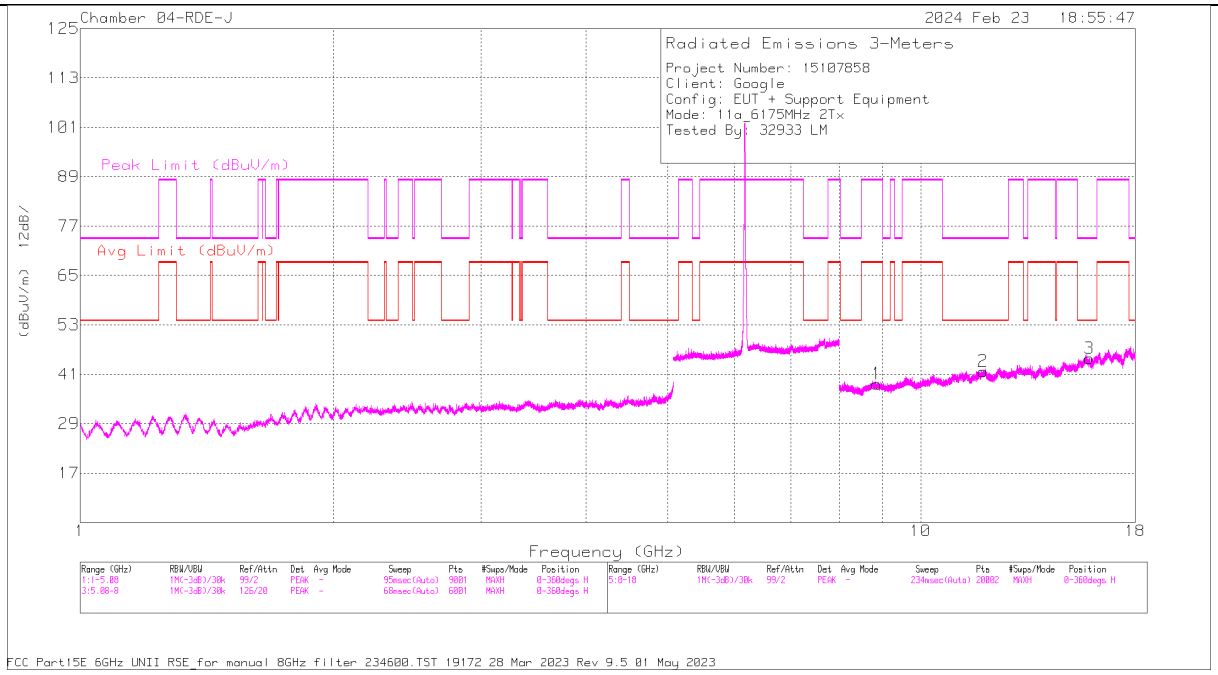

HORIZONTAL

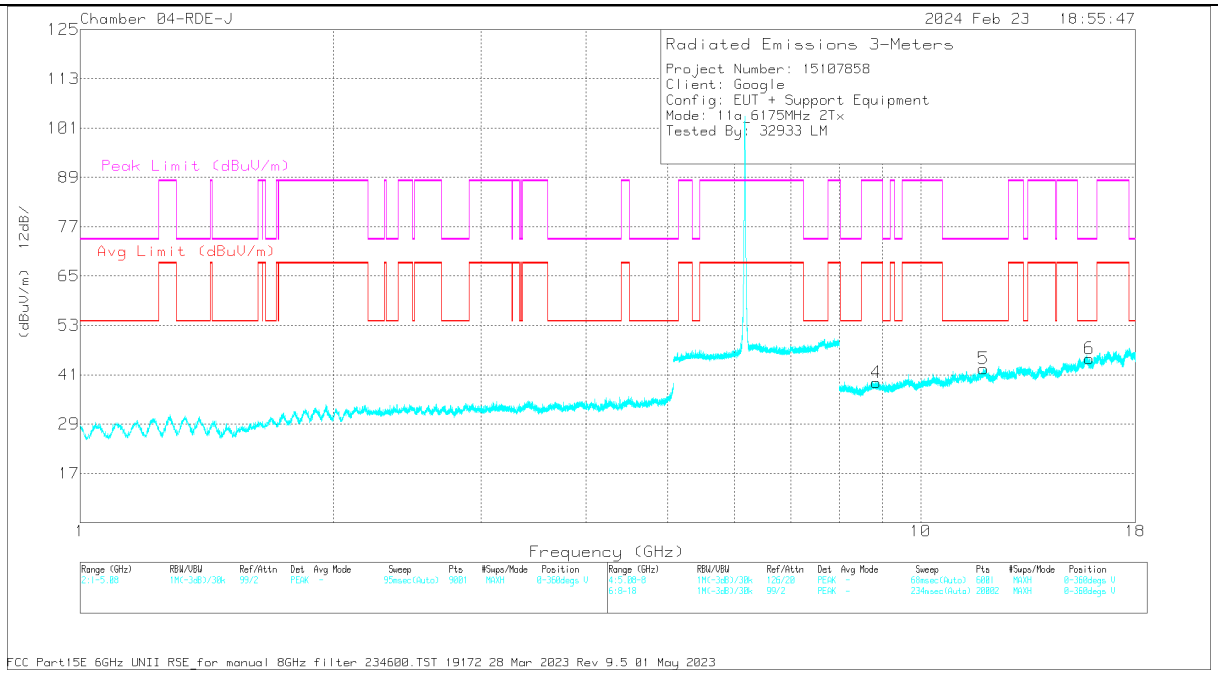

VERTICAL

UL VERIFICATION SERVICES INC.
47173 Benicia Street, Fremont, CA 94538, USA TEL:(510) 319-4000 FAX:(510) 661-0888

This report shall not be reproduced except in full, without the written approval of UL VERIFICATION SERVICES INC.

RADIATED EMISSIONS

Marker	Frequency (GHz)	Meter Reading (dBuV)	Det	222741 ACF 3m (dB/m)	Cbl/Amp (dB)	234600 8GHz HPF (dB)	Corrected Reading (dBuV/m)	Avg Limit (dBuV/m)	Margin (dB)	Peak Limit (dBuV/m)	PK Margin (dB)	Azimuth (Degs)	Height (cm)	Polarity
1	8.863068	41.86	ADR	36.1	-41.3	.8	37.46	68.2	-30.74	-	-	16	245	H
	8.864006	53.77	PK-U	36.1	-41.4	.8	49.27	-	-	88.2	-38.93	16	245	H
2	* ** 11.866059	53.08	PK-U	38.6	-40.6	.8	51.88	-	-	74	-22.12	210	382	H
	* ** 11.867457	41.59	ADR	38.6	-40.5	.8	40.49	54	-13.51	-	-	210	382	H
3	* ** 15.87067	54.13	PK-U	41.1	-40.8	.5	54.93	-	-	74	-19.07	71	218	H
	* ** 15.869754	42.63	ADR	41.1	-40.7	.5	43.53	54	-10.47	-	-	71	218	H
4	8.851616	53.09	PK-U	36	-41.4	.8	48.49	-	-	88.2	-39.71	203	235	V
	8.85244	41.96	ADR	36	-41.4	.8	37.36	68.2	-30.84	-	-	203	235	V
5	* ** 11.871071	53.49	PK-U	38.6	-40.6	.8	52.29	-	-	74	-21.71	242	224	V
	* ** 11.870716	41.55	ADR	38.6	-40.6	.8	40.35	54	-13.65	-	-	242	224	V
6	* ** 15.875462	54.26	PK-U	41.1	-40.7	.5	55.16	-	-	74	-18.84	13	391	V
	* ** 15.874847	42.61	ADR	41.1	-40.8	.5	43.41	54	-10.59	-	-	13	391	V

* - indicates frequency in CFR47 Pt 15 / IC RSS-Restricted Band
** - indicates frequency in Taiwan NCC LP0002 Restricted Band
PK-U - U-NII: Maximum Peak
ADR - U-NII AD primary method, RMS average

UL VERIFICATION SERVICES INC.
47173 Benicia Street, Fremont, CA 94538, USA TEL:(510) 319-4000 FAX:(510) 661-0888
This report shall not be reproduced except in full, without the written approval of UL VERIFICATION SERVICES INC.

HIGH CHANNEL

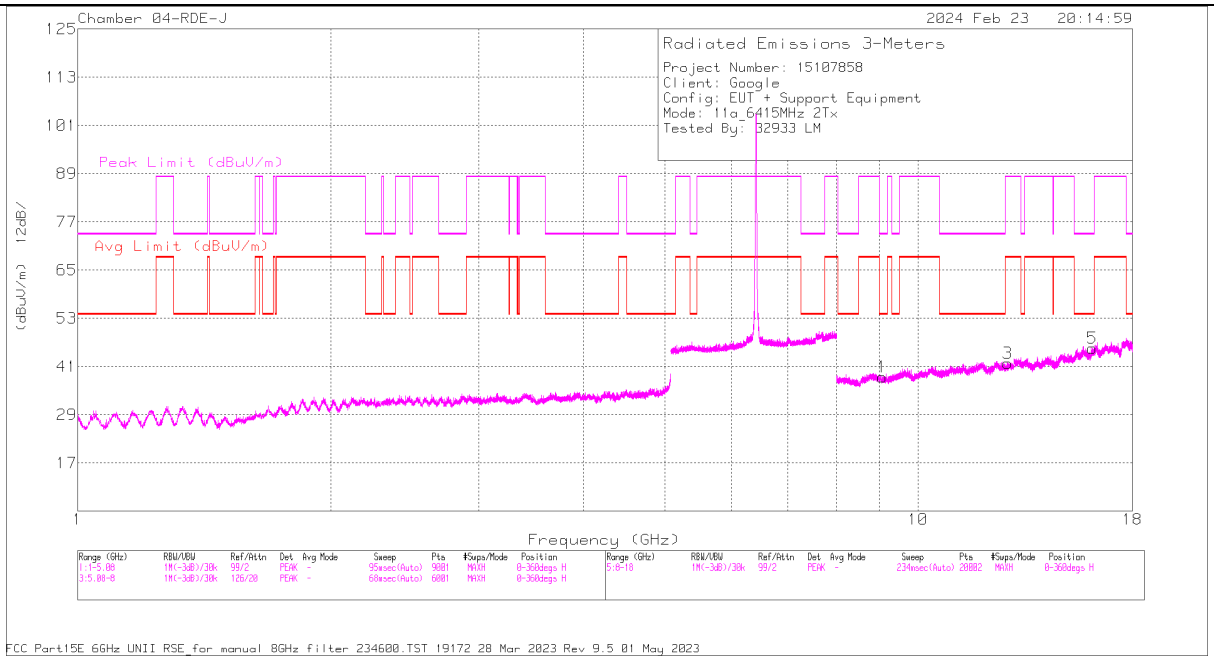

HORIZONTAL

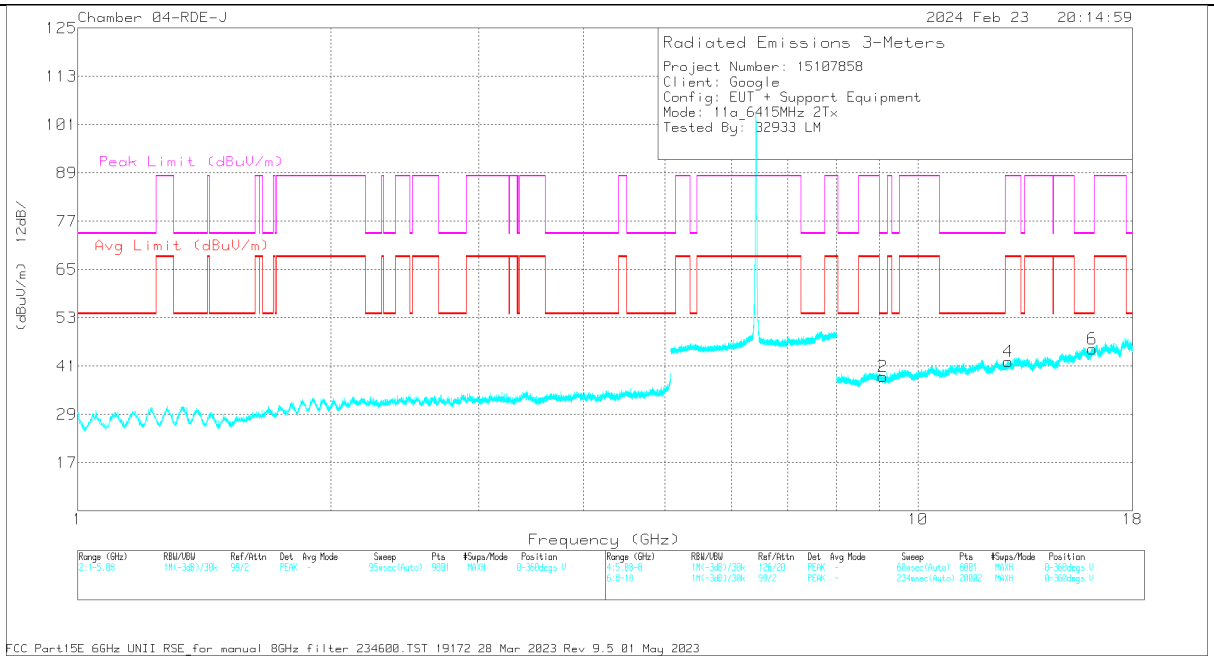

VERTICAL

UL VERIFICATION SERVICES INC.
47173 Benicia Street, Fremont, CA 94538, USA TEL:(510) 319-4000 FAX:(510) 661-0888

This report shall not be reproduced except in full, without the written approval of UL VERIFICATION SERVICES INC.

RADIATED EMISSIONS

Marker	Frequency (GHz)	Meter Reading (dBuV)	Det	222741 ACF 3m (dB/m)	Cbl/Amp (dB)	234600 8GHz HPF (dB)	Corrected Reading (dBuV/m)	Avg Limit (dBuV/m)	Margin (dB)	Peak Limit (dBuV/m)	PK Margin (dB)	Azimuth (Degs)	Height (cm)	Polarity
1	* ** 9.076132	53.03	PK-U	36.1	-41.7	.8	48.23	-	-	74	-25.77	200	163	H
	* ** 9.077205	41.21	ADR	36.1	-41.7	.8	36.41	54	-17.59	-	-	200	163	H
2	* ** 9.083295	52.89	PK-U	36.1	-41.6	.8	48.19	-	-	74	-25.81	296	390	V
	* ** 9.084886	41.26	ADR	36.1	-41.5	.8	36.66	54	-17.34	-	-	296	390	V
3	12.780654	40.71	ADR	39	-40.4	.9	40.21	68.2	-27.99	-	-	20	151	H
	12.78126	52.36	PK-U	39	-40.4	.8	51.76	-	-	88.2	-36.44	20	151	H
4	12.804881	52.39	PK-U	39	-40.4	.9	51.89	-	-	88.2	-36.31	92	230	V
	12.806718	40.65	ADR	39	-40.5	.9	40.05	68.2	-28.15	-	-	92	230	V
5	* ** 16.132831	52.81	PK-U	41.3	-40.1	.4	54.41	-	-	74	-19.59	184	223	H
	* ** 16.131252	41.59	ADR	41.3	-40.3	.4	42.99	54	-11.01	-	-	184	223	H
6	* ** 16.121663	52.63	PK-U	41.3	-40.3	.4	54.03	-	-	74	-19.97	0	176	V
	* ** 16.122437	41.06	ADR	41.3	-40.3	.4	42.46	54	-11.54	-	-	0	176	V

* - indicates frequency in CFR47 Pt 15 / IC RSS-Restricted Band
** - indicates frequency in Taiwan NCC LP0002 Restricted Band
PK-U - U-NII: Maximum Peak
ADR - U-NII AD primary method, RMS average

UL VERIFICATION SERVICES INC.
47173 Benicia Street, Fremont, CA 94538, USA TEL:(510) 319-4000 FAX:(510) 661-0888
This report shall not be reproduced except in full, without the written approval of UL VERIFICATION SERVICES INC.

11.1.2. 802.11be EHT20 MODE IN THE UNII-5 BAND

2TX Tx0 + Tx1 OFDMA MODE: 242-Tones, RU 61

BANDEDGE (LOW CHANNEL)

HORIZONTAL RESULT

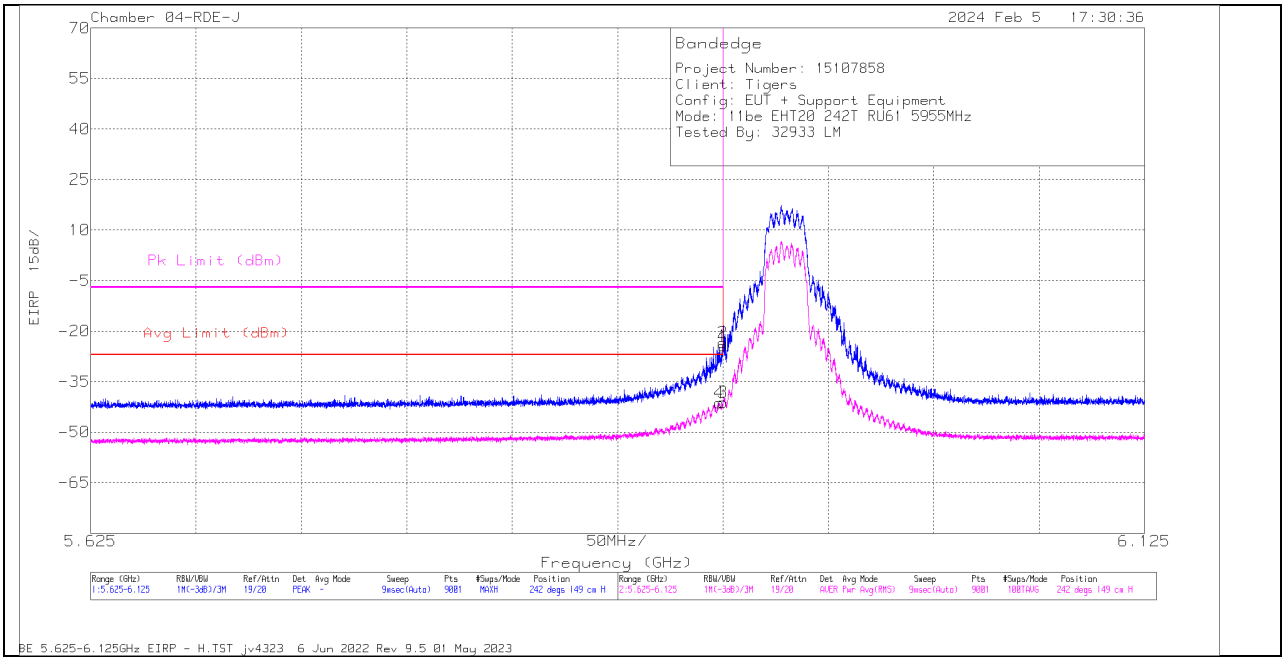

Trace Markers

Marker	Frequency (GHz)	Meter Reading (dBm)	Det	222741 ACF 3m (dB/m)	Cbl/Amp (dB)	Conversion Factor (dB)	DCCF (dB)	Corrected Reading EIRP	Avg Limit (dBm)	RMS Margin (dB)	Pk Limit (dBm)	PK Margin (dB)	Azimuth (Degs)	Height (cm)	Polarity
4	5.923114	-54.6	RMS	35	-33.6	11.8	.15	-41.25	-27	-14.25	-	-	242	149	H
2	5.924947	-36.7	Pk	35	-33.6	11.8	0	-23.5	-	-	-7	-16.5	242	149	H
1	5.925	-37.57	Pk	35	-33.6	11.8	0	-24.37	-	-	-7	-17.37	242	149	H
3	5.925	-54.5	RMS	35	-33.6	11.8	.15	-41.15	-27	-14.15	-	-	242	149	H

Pk - Peak detector
RMS - RMS detection

UL VERIFICATION SERVICES INC.
47173 Benicia Street, Fremont, CA 94538, USA TEL:(510) 319-4000 FAX:(510) 661-0888
This report shall not be reproduced except in full, without the written approval of UL VERIFICATION SERVICES INC.

VERTICAL RESULT

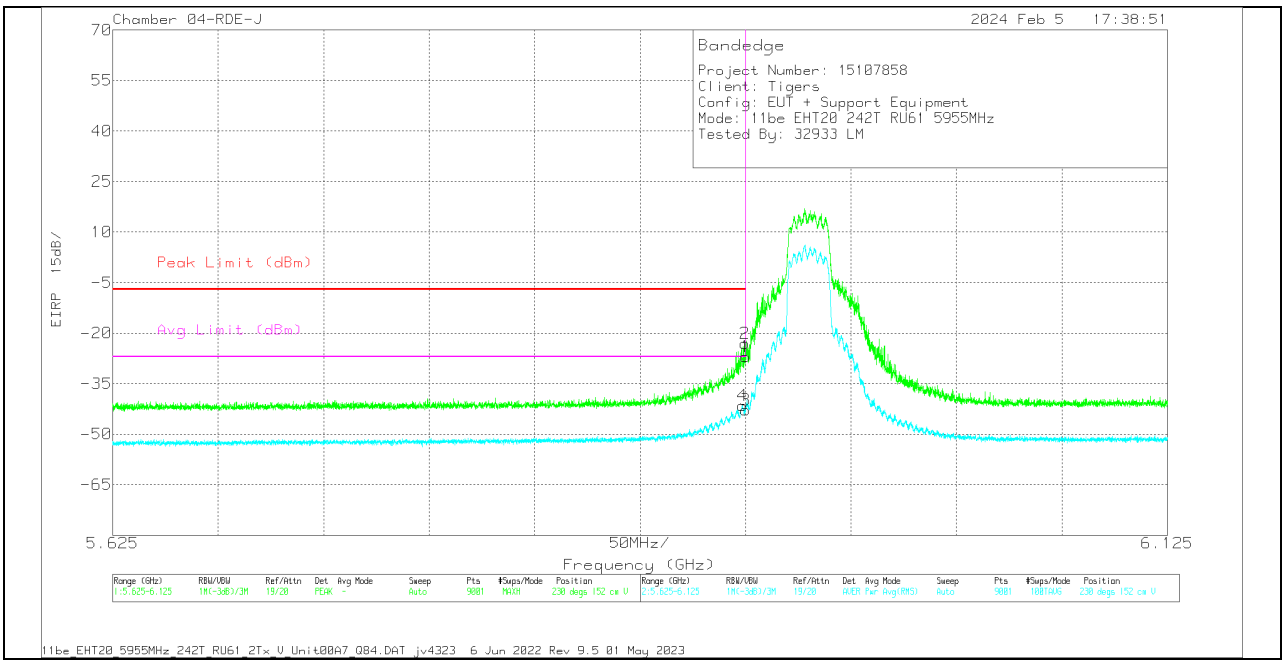

Trace Markers

Marker	Frequency (GHz)	Meter Reading (dBm)	Det	222741 ACF 3m (dB/m)	Cbl/Amp (dB)	Conversion Factor (dB)	DCCF (dB)	Corrected Reading EIRP	Peak Limit (dBm)	PK Margin (dB)	Avg Limit (dBm)	RMS Margin (dB)	Azimuth (Degs)	Height (cm)	Polarity
4	5.923447	-54.85	RMS	35	-33.6	11.8	.15	-41.5	-	-	-27	-14.5	230	152	V
2	5.924669	-36.3	Pk	35	-33.6	11.8	0	-23.1	-7	-16.1	-	-	230	152	V
1	5.925	-40.11	Pk	35	-33.6	11.8	0	-26.91	-7	-19.91	-	-	230	152	V
3	5.925	-56.18	RMS	35	-33.6	11.8	.15	-42.83	-	-	-27	-15.83	230	152	V

Pk - Peak detector
RMS - RMS detection

UL VERIFICATION SERVICES INC.
47173 Benicia Street, Fremont, CA 94538, USA TEL:(510) 319-4000 FAX:(510) 661-0888
This report shall not be reproduced except in full, without the written approval of UL VERIFICATION SERVICES INC.

HARMONICS AND SPURIOUS EMISSIONS

LOW CHANNEL

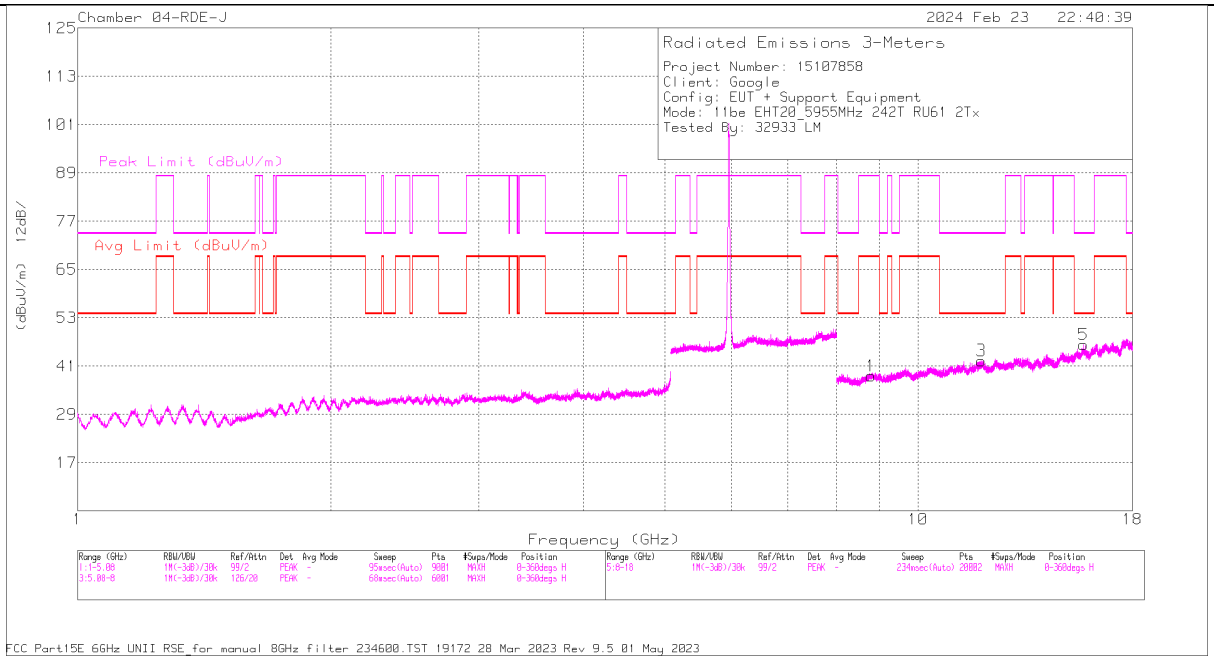

HORIZONTAL

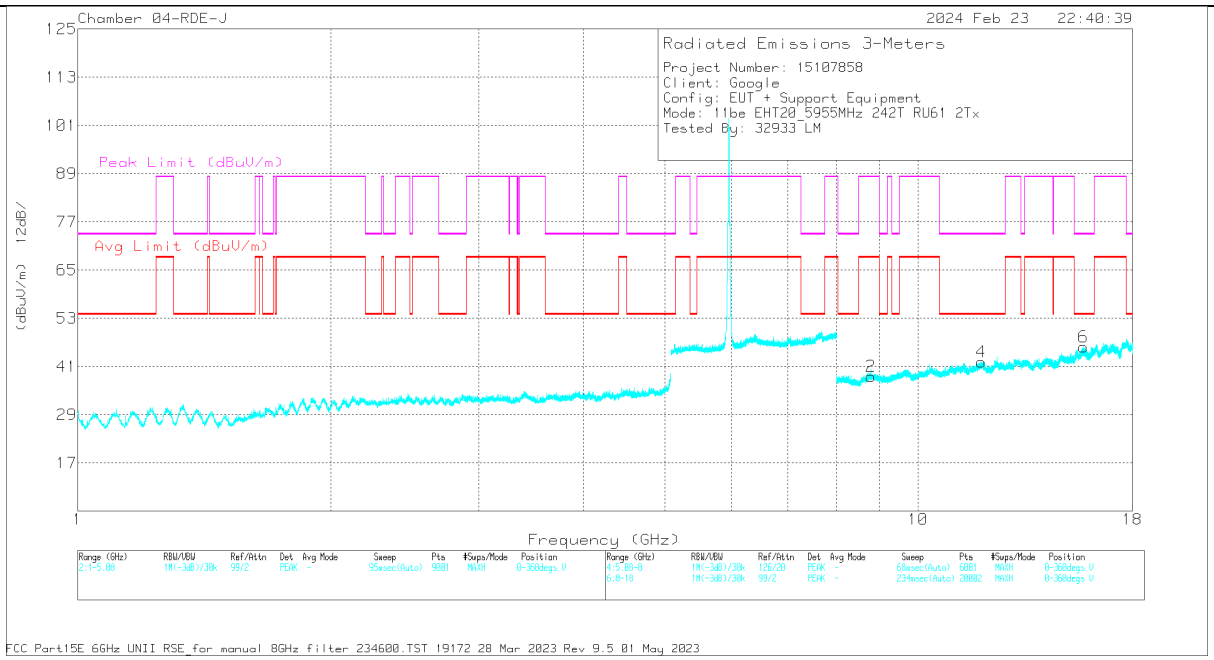

VERTICAL

UL VERIFICATION SERVICES INC.
47173 Benicia Street, Fremont, CA 94538, USA TEL:(510) 319-4000 FAX:(510) 661-0888
This report shall not be reproduced except in full, without the written approval of UL VERIFICATION SERVICES INC.

RADIATED EMISSIONS

Marker	Frequency (GHz)	Meter Reading (dBuV)	Det	222741 ACF 3m (dB/m)	Cbl/Amp (dB)	234600 8GHz HPF (dB)	DCCF (dB)	Corrected Reading (dBuV/m)	Avg Limit (dBuV/m)	Margin (dB)	Peak Limit (dBuV/m)	PK Margin (dB)	Azimuth (Degs)	Height (cm)	Polarity
1	8.792697	53.12	PK-U	36	-41.5	.8	0	48.42	-	-	88.2	-39.78	139	366	H
	8.794183	42	ADR	36	-41.5	.8	.15	37.45	68.2	-30.75	-	-	139	366	H
2	8.793744	41.9	ADR	36	-41.5	.8	.15	37.35	68.2	-30.85	-	-	347	213	V
	8.793801	53.48	PK-U	36	-41.5	.8	0	48.78	-	-	88.2	-39.42	347	213	V
3	* ** 11.903173	53.34	PK-U	38.6	-40.5	.8	0	52.24	-	-	74	-21.76	72	259	H
	* ** 11.902035	41.58	ADR	38.6	-40.6	.8	.15	40.53	54	-13.47	-	-	72	259	H
4	* ** 11.896444	52.94	PK-U	38.6	-40.5	.8	0	51.84	-	-	74	-22.16	12	246	V
	* ** 11.897174	41.55	ADR	38.6	-40.5	.8	.15	40.6	54	-13.4	-	-	12	246	V
5	* ** 15.750618	53.96	PK-U	40.9	-40.5	.5	0	54.86	-	-	74	-19.14	58	208	H
	* ** 15.750288	42.63	ADR	40.9	-40.4	.5	.15	43.78	54	-10.22	-	-	58	208	H
6	* ** 15.74217	53.86	PK-U	40.9	-40.4	.5	0	54.86	-	-	74	-19.14	29	149	V
	* ** 15.743341	42.26	ADR	40.9	-40.2	.5	.15	43.61	54	-10.39	-	-	29	149	V

* - indicates frequency in CFR47 Pt 15 / IC RSS-Restricted Band
** - indicates frequency in Taiwan NCC LP0002 Restricted Band
PK-U - U-NII: Maximum Peak
ADR - U-NII AD primary method, RMS average

UL VERIFICATION SERVICES INC.
47173 Benicia Street, Fremont, CA 94538, USA TEL:(510) 319-4000 FAX:(510) 661-0888
This report shall not be reproduced except in full, without the written approval of UL VERIFICATION SERVICES INC.

MID CHANNEL

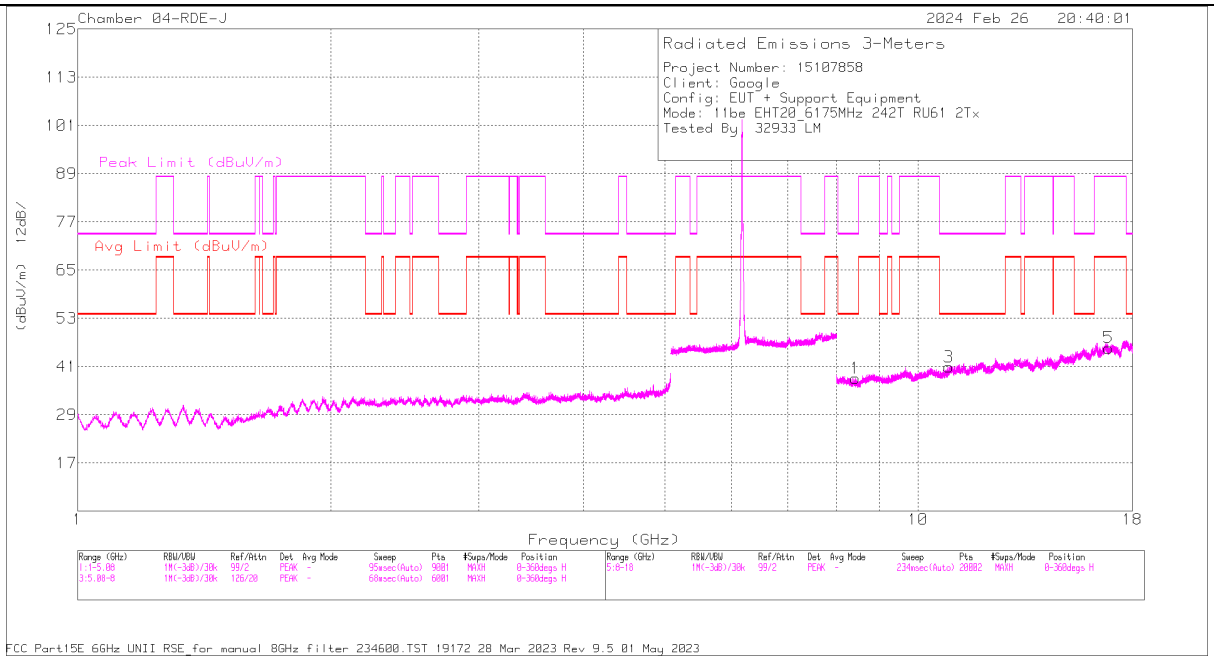

HORIZONTAL

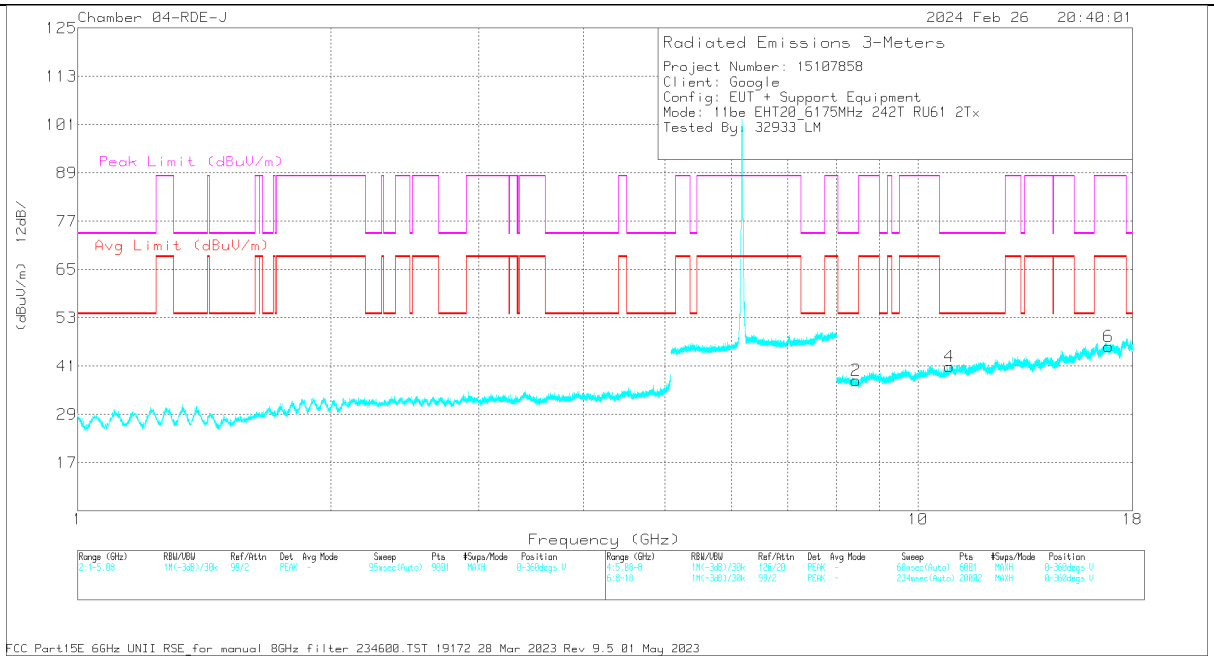

VERTICAL

UL VERIFICATION SERVICES INC.
47173 Benicia Street, Fremont, CA 94538, USA TEL:(510) 319-4000 FAX:(510) 661-0888
This report shall not be reproduced except in full, without the written approval of UL VERIFICATION SERVICES INC.

RADIATED EMISSIONS

Marker	Frequency (GHz)	Meter Reading (dBuV)	Det	222741 ACF 3m (dB/m)	Cbl/Amp (dB)	234600 8GHz HPF (dB)	DCCF (dB)	Corrected Reading (dBuV/m)	Avg Limit (dBuV/m)	Margin (dB)	Peak Limit (dBuV/m)	PK Margin (dB)	Azimuth (Degs)	Height (cm)	Polarity
1	* ** 8.429794	52.28	PK-U	35.7	-41.2	.7	0	47.48	-	-	74	-26.52	278	173	H
	* ** 8.431872	40.65	ADR	35.7	-41.3	.7	.15	35.9	54	-18.1	-	-	278	173	H
2	* ** 8.444432	52.56	PK-U	35.7	-41.3	.8	0	47.76	-	-	74	-26.24	289	131	V
	* ** 8.444545	40.49	ADR	35.7	-41.3	.8	.15	35.84	54	-18.16	-	-	289	131	V
3	* ** 10.884004	52.58	PK-U	37.8	-41.1	.8	0	50.08	-	-	74	-23.92	360	195	H
	* ** 10.880857	41.34	ADR	37.8	-41.2	.8	.15	38.89	54	-15.11	-	-	360	195	H
4	* ** 10.892704	53.23	PK-U	37.8	-41	.8	0	50.83	-	-	74	-23.17	6	122	V
	* ** 10.892966	41.41	ADR	37.8	-41.1	.8	.15	39.06	54	-14.94	-	-	6	122	V
5	16.871349	53.51	PK-U	42.3	-40.2	.6	0	56.21	-	-	88.2	-31.99	185	257	H
	16.873362	41.88	ADR	42.3	-40.2	.6	.15	44.73	68.2	-23.47	-	-	185	257	H
6	16.854882	53.3	PK-U	42.3	-40.3	.5	0	55.8	-	-	88.2	-32.4	181	309	V
	16.8565	41.81	ADR	42.3	-40.4	.5	.15	44.36	68.2	-23.84	-	-	181	309	V

* - indicates frequency in CFR47 Pt 15 / IC RSS-Restricted Band
** - indicates frequency in Taiwan NCC LP0002 Restricted Band
PK-U - U-NII: Maximum Peak
ADR - U-NII AD primary method, RMS average

UL VERIFICATION SERVICES INC.
47173 Benicia Street, Fremont, CA 94538, USA TEL:(510) 319-4000 FAX:(510) 661-0888
This report shall not be reproduced except in full, without the written approval of UL VERIFICATION SERVICES INC.

HIGH CHANNEL

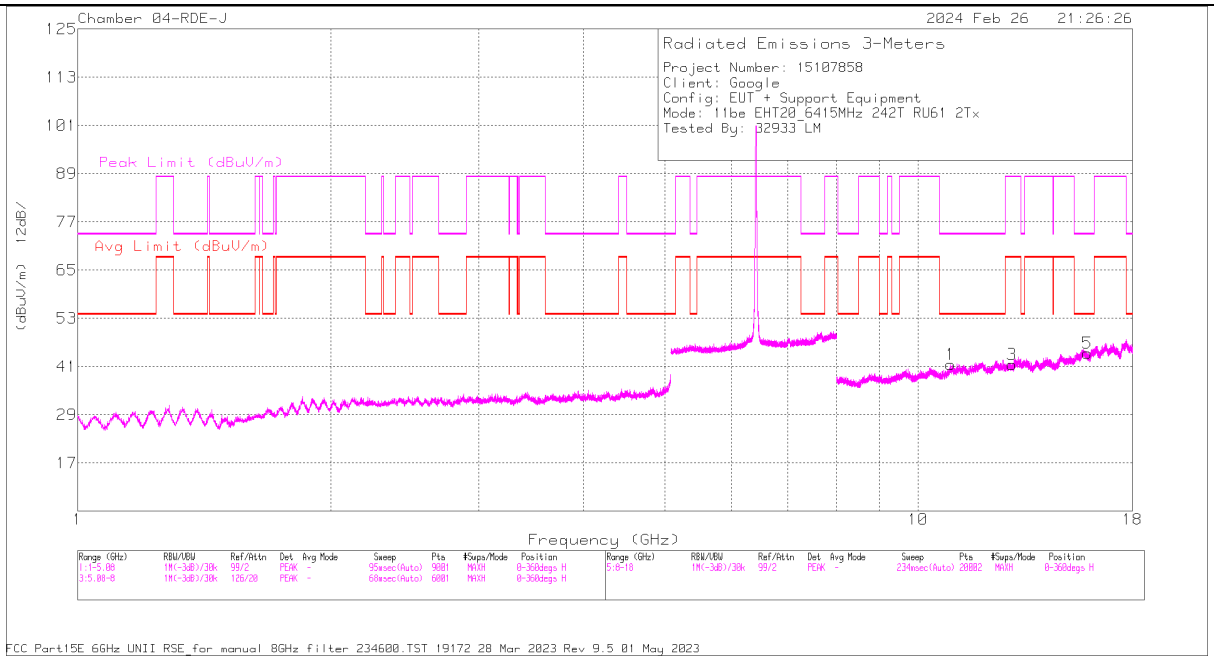

HORIZONTAL

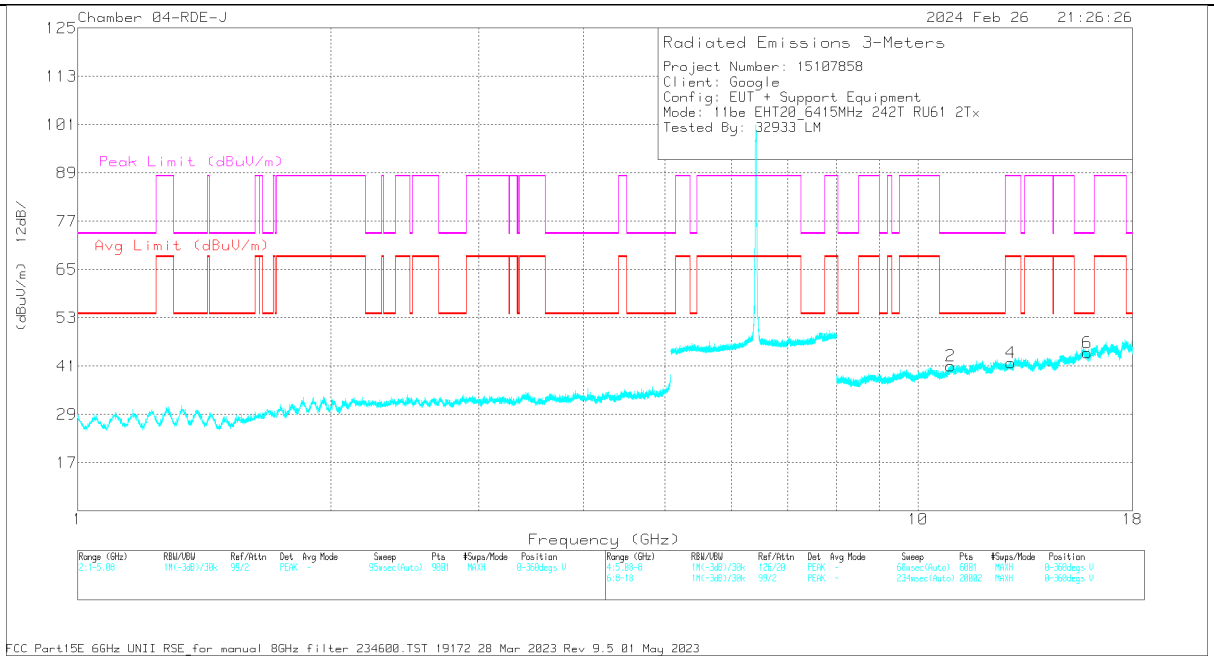

VERTICAL

UL VERIFICATION SERVICES INC.
47173 Benicia Street, Fremont, CA 94538, USA TEL:(510) 319-4000 FAX:(510) 661-0888

This report shall not be reproduced except in full, without the written approval of UL VERIFICATION SERVICES INC.

RADIATED EMISSIONS

Marker	Frequency (GHz)	Meter Reading (dBuV)	Det	222741 ACF 3m (dB/m)	Cbl/Amp (dB)	234600 8GHz HPF (dB)	DCCF (dB)	Corrected Reading (dBuV/m)	Avg Limit (dBuV/m)	Margin (dB)	Peak Limit (dBuV/m)	PK Margin (dB)	Azimuth (Degs)	Height (cm)	Polarity
1	* ** 10.931615	53.36	PK-U	37.8	-40.5	.8	0	51.46	-	-	74	-22.54	88	239	H
	* ** 10.930635	41.4	ADR	37.8	-40.6	.8	.15	39.55	54	-14.45	-	-	88	239	H
2	* ** 10.936525	53.23	PK-U	37.8	-40.7	.8	0	51.13	-	-	74	-22.87	59	117	V
	* ** 10.938018	41.32	ADR	37.8	-40.6	.8	.15	39.47	54	-14.53	-	-	59	117	V
3	12.93422	53.25	PK-U	38.9	-40.7	.9	0	52.35	-	-	88.2	-35.85	56	372	H
	12.935474	40.86	ADR	38.9	-40.7	.9	.15	40.11	68.2	-28.09	-	-	56	372	H
4	12.907067	52.42	PK-U	39	-40.6	.9	0	51.72	-	-	88.2	-36.48	132	151	V
	12.907762	40.93	ADR	39	-40.5	.9	.15	40.48	68.2	-27.72	-	-	132	151	V
5	* ** 15.914053	53.71	PK-U	41.1	-41.2	.4	0	54.01	-	-	74	-19.99	1	296	H
	* ** 15.915159	42.25	ADR	41.1	-41.1	.4	.15	42.8	54	-11.2	-	-	1	296	H
6	* ** 15.908141	54.53	PK-U	41.1	-41.1	.4	0	54.93	-	-	74	-19.07	66	398	V
	* ** 15.909541	42.28	ADR	41.1	-41.1	.4	.15	42.83	54	-11.17	-	-	66	398	V

* - indicates frequency in CFR47 Pt 15 / IC RSS-Restricted Band
** - indicates frequency in Taiwan NCC LP0002 Restricted Band
PK-U - U-NII: Maximum Peak
ADR - U-NII AD primary method, RMS average

UL VERIFICATION SERVICES INC.
47173 Benicia Street, Fremont, CA 94538, USA TEL:(510) 319-4000 FAX:(510) 661-0888
This report shall not be reproduced except in full, without the written approval of UL VERIFICATION SERVICES INC.

11.1.3. 802.11be EHT40 MODE IN THE UNII-5 BAND

2TX Tx0 + Tx1 OFDMA MODE: 484-Tones, RU 65

BANDEDGE (LOW CHANNEL)

HORIZONTAL RESULT

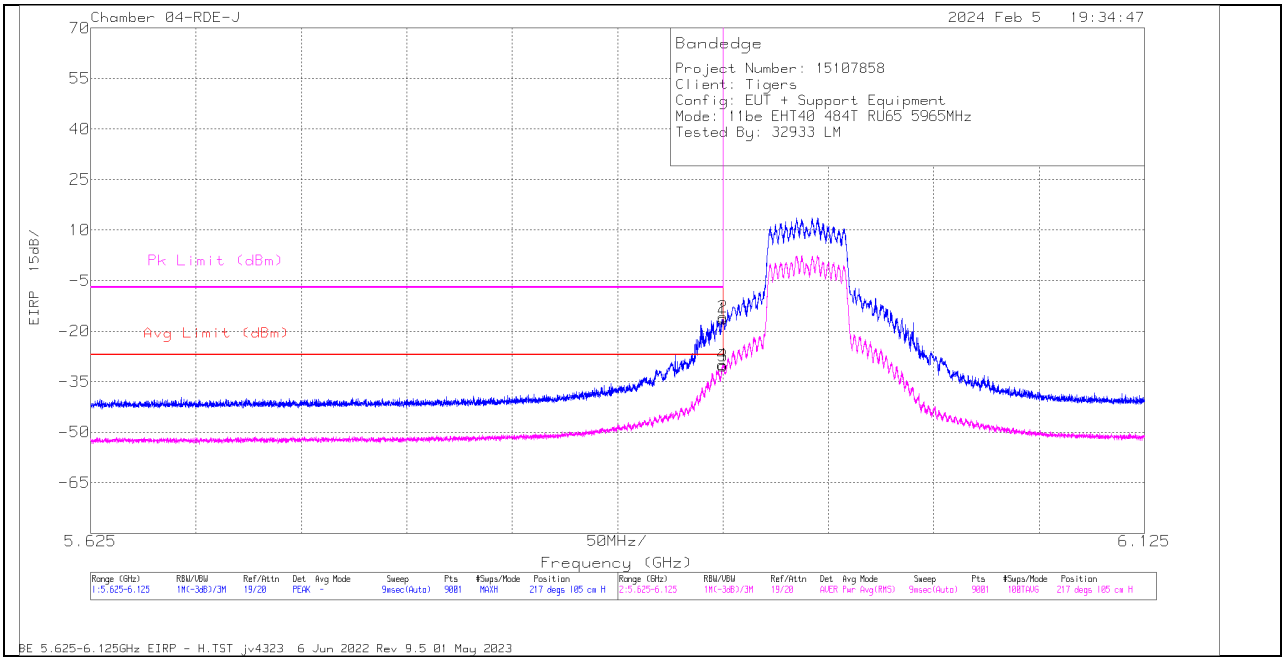

Trace Markers

Marker	Frequency (GHz)	Meter Reading (dBm)	Det	222741 ACF 3m (dB/m)	Cbl/Amp (dB)	Conversion Factor (dB)	DCCF (dB)	Corrected Reading EIRP	Avg Limit (dBm)	RMS Margin (dB)	Pk Limit (dBm)	PK Margin (dB)	Azimuth (Degs)	Height (cm)	Polarity
4	5.92478	-43.37	RMS	35	-33.6	11.8	.27	-29.9	-27	-2.9	-	-	217	105	H
2	5.924947	-29.03	Pk	35	-33.6	11.8	0	-15.83	-	-	-7	-8.83	217	105	H
1	5.925	-29.64	Pk	35	-33.6	11.8	0	-16.44	-	-	-7	-9.44	217	105	H
3	5.925	-43.73	RMS	35	-33.6	11.8	.27	-30.26	-27	-3.26	-	-	217	105	H

Pk - Peak detector
RMS - RMS detection

UL VERIFICATION SERVICES INC.
47173 Benicia Street, Fremont, CA 94538, USA TEL:(510) 319-4000 FAX:(510) 661-0888
This report shall not be reproduced except in full, without the written approval of UL VERIFICATION SERVICES INC.

VERTICAL RESULT

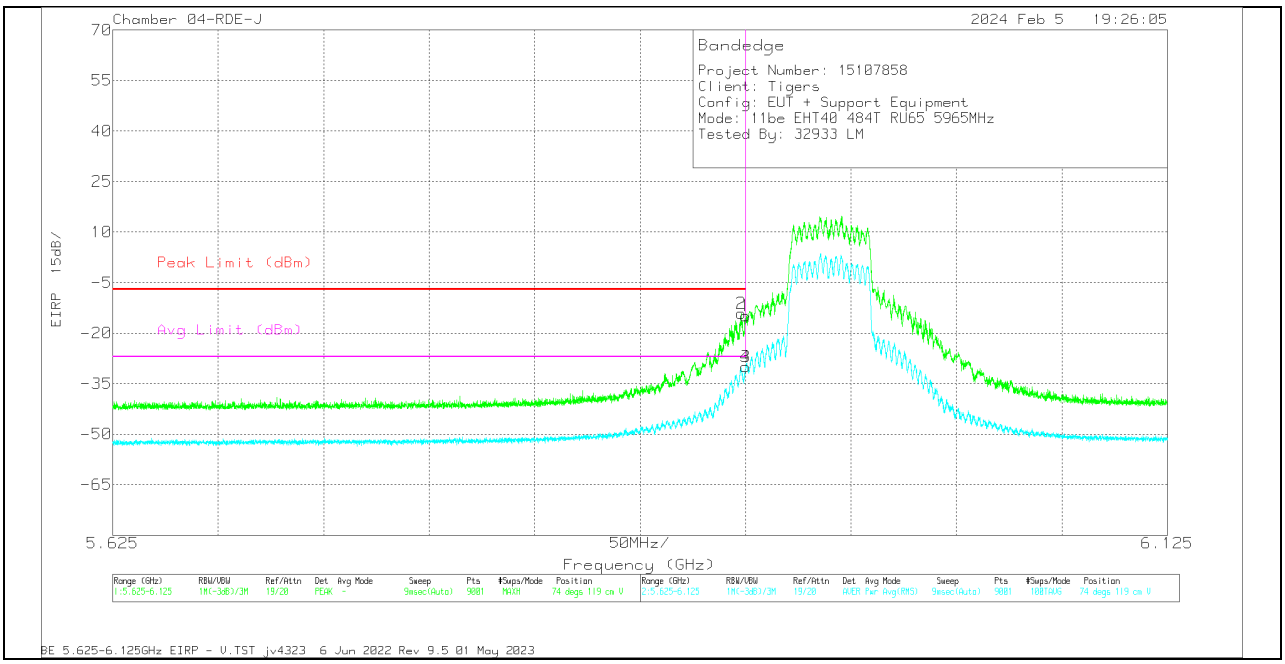

Trace Markers

Marker	Frequency (GHz)	Meter Reading (dBm)	Det	222741 ACF 3m (dB/m)	Cbl/Amp (dB)	Conversion Factor (dB)	DCCF (dB)	Corrected Reading EIRP	Peak Limit (dBm)	PK Margin (dB)	Avg Limit (dBm)	RMS Margin (dB)	Azimuth (Degs)	Height (cm)	Polarity
2	5.922891	-27.32	Pk	35	-33.6	11.8	0	-14.12	-7	-7.12	-	-	74	119	V
4	5.924947	-43.41	RMS	35	-33.6	11.8	.27	-29.94	-	-	-27	-2.94	74	119	V
1	5.925	-28.09	Pk	35	-33.6	11.8	0	-14.89	-7	-7.89	-	-	74	119	V
3	5.925	-43.5	RMS	35	-33.6	11.8	.27	-30.03	-	-	-27	-3.03	74	119	V

Pk - Peak detector
RMS - RMS detection

UL VERIFICATION SERVICES INC.
47173 Benicia Street, Fremont, CA 94538, USA TEL:(510) 319-4000 FAX:(510) 661-0888
This report shall not be reproduced except in full, without the written approval of UL VERIFICATION SERVICES INC.

HARMONICS AND SPURIOUS EMISSIONS

LOW CHANNEL

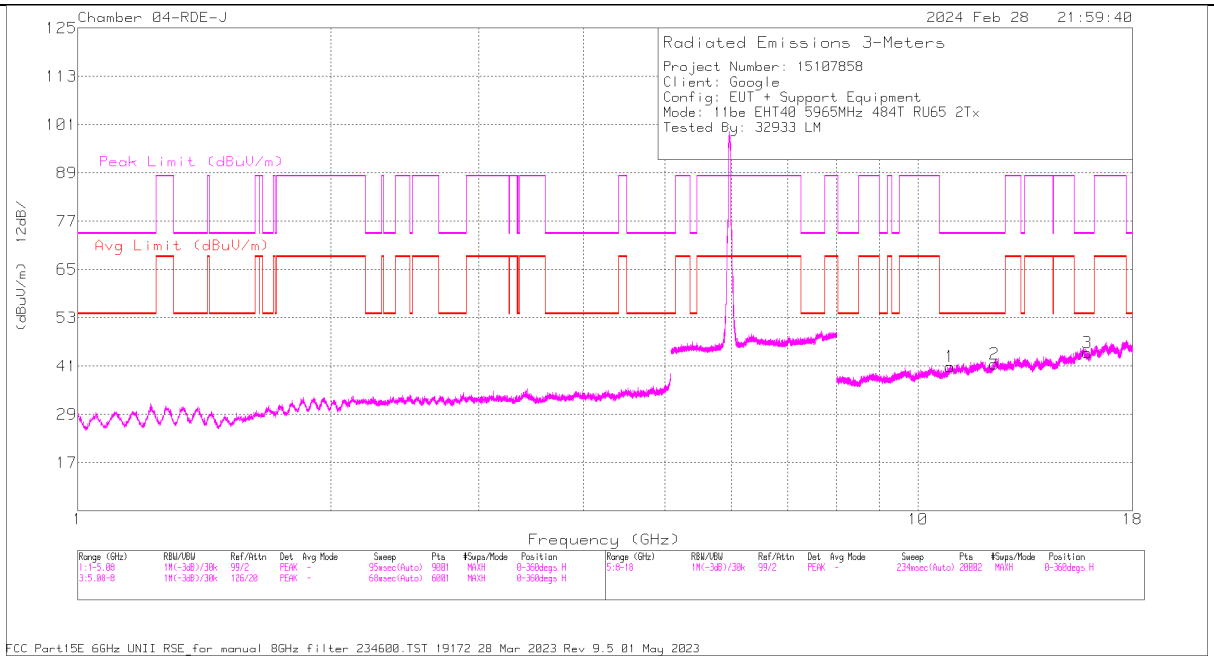

HORIZONTAL

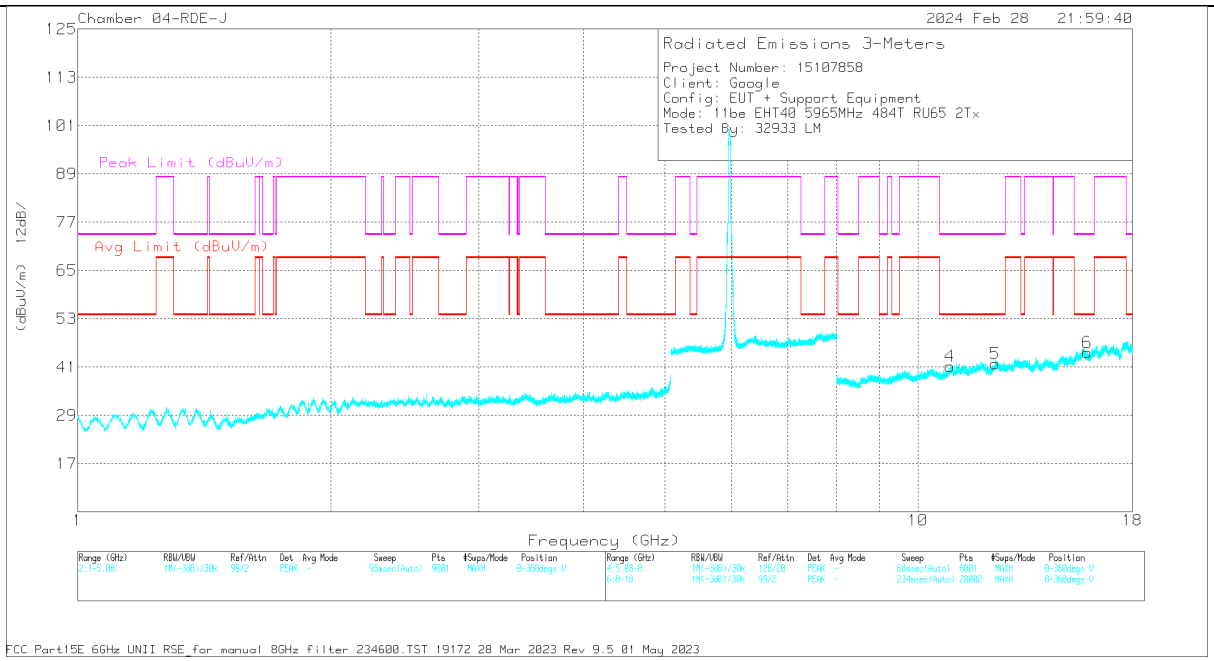

VERTICAL

UL VERIFICATION SERVICES INC.
47173 Benicia Street, Fremont, CA 94538, USA TEL:(510) 319-4000 FAX:(510) 661-0888
This report shall not be reproduced except in full, without the written approval of UL VERIFICATION SERVICES INC.

RADIATED EMISSIONS

Marker	Frequency (GHz)	Meter Reading (dBuV)	Det	222741 ACF 3m (dB/m)	Cbl/Amp (dB)	234600 8GHz HPF (dB)	DCCF (dB)	Corrected Reading (dBuV/m)	Avg Limit (dBuV/m)	Margin (dB)	Peak Limit (dBuV/m)	PK Margin (dB)	Azimuth (Degs)	Height (cm)	Polarity
1	* ** 10.925961	53.04	PK-U	37.8	-40.6	.8	0	51.04	-	-	74	-22.96	97	253	H
	* ** 10.922976	41.2	ADR	37.8	-40.5	.8	.27	39.57	54	-14.43	-	-	97	253	H
2	* ** 12.332513	51.99	PK-U	38.8	-40	.9	0	51.69	-	-	74	-22.31	80	198	H
	* ** 12.334188	40.4	ADR	38.8	-40	.9	.27	40.37	54	-13.63	-	-	80	198	H
3	* ** 15.90484	54.13	PK-U	41.1	-41.1	.4	0	54.53	-	-	74	-19.47	352	251	H
	* ** 15.905445	42.44	ADR	41.1	-41.1	.4	.27	43.11	54	-10.89	-	-	352	251	H
4	* ** 10.922475	52.68	PK-U	37.8	-40.5	.8	0	50.78	-	-	74	-23.22	0	390	V
	* ** 10.92118	41.34	ADR	37.8	-40.5	.8	.27	39.71	54	-14.29	-	-	0	390	V
5	* ** 12.348421	51.83	PK-U	38.8	-39.8	.9	0	51.73	-	-	74	-22.27	132	245	V
	* ** 12.345856	40.22	ADR	38.8	-39.7	.9	.27	40.49	54	-13.51	-	-	132	245	V
6	* ** 15.891132	53.98	PK-U	41.1	-41	.4	0	54.48	-	-	74	-19.52	161	125	V
	* ** 15.892537	42.47	ADR	41.1	-41	.4	.27	43.24	54	-10.76	-	-	161	125	V

* - indicates frequency in CFR47 Pt 15 / IC RSS-Restricted Band
** - indicates frequency in Taiwan NCC LP0002 Restricted Band
PK-U - U-NII: Maximum Peak
ADR - U-NII AD primary method, RMS average

UL VERIFICATION SERVICES INC.
47173 Benicia Street, Fremont, CA 94538, USA TEL:(510) 319-4000 FAX:(510) 661-0888
This report shall not be reproduced except in full, without the written approval of UL VERIFICATION SERVICES INC.

MID CHANNEL

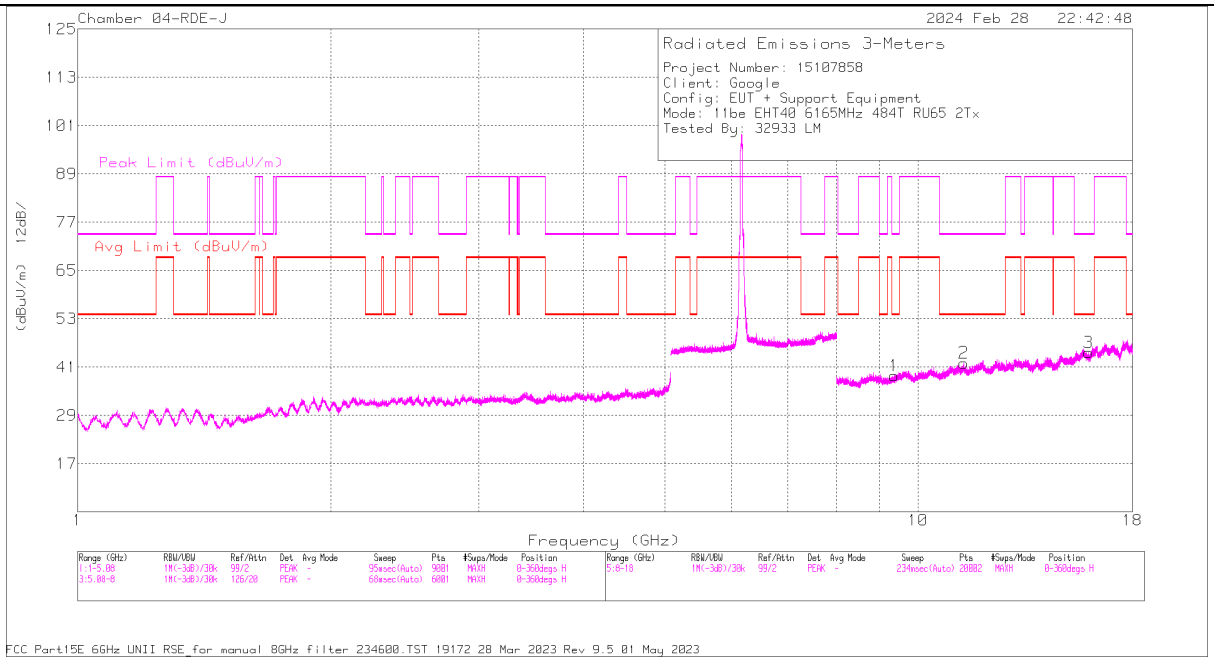

HORIZONTAL

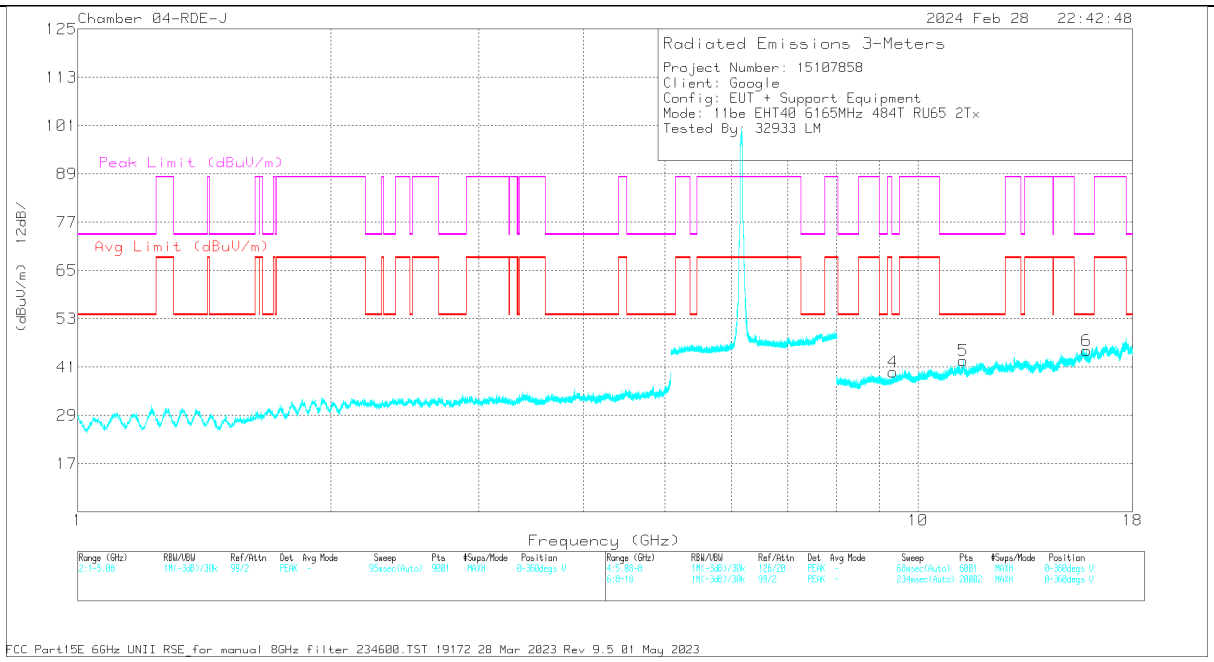

VERTICAL

UL VERIFICATION SERVICES INC.
47173 Benicia Street, Fremont, CA 94538, USA TEL:(510) 319-4000 FAX:(510) 661-0888

This report shall not be reproduced except in full, without the written approval of UL VERIFICATION SERVICES INC.

RADIATED EMISSIONS

Marker	Frequency (GHz)	Meter Reading (dBuV)	Det	222741 ACF 3m (dB/m)	Cbl/Amp (dB)	234600 8GHz HPF (dB)	DCCF (dB)	Corrected Reading (dBuV/m)	Avg Limit (dBuV/m)	Margin (dB)	Peak Limit (dBuV/m)	PK Margin (dB)	Azimuth (Degs)	Height (cm)	Polarity
1	* ** 9.36948	53.07	PK-U	36.4	-41.6	.8	0	48.67	-	-	74	-25.33	138	310	H
	* ** 9.3675	41.42	ADR	36.4	-41.6	.8	.27	37.29	54	-16.71	-	-	138	310	H
2	* ** 11.337958	52.88	PK-U	38	-40.2	.8	0	51.48	-	-	74	-22.52	43	276	H
	* ** 11.337816	41.35	ADR	38	-40.2	.8	.27	40.22	54	-13.78	-	-	43	276	H
3	* ** 15.947917	53.81	PK-U	41.2	-40.9	.5	0	54.61	-	-	74	-19.39	342	399	H
	* ** 15.948864	42.62	ADR	41.2	-41.2	.5	.27	43.39	54	-10.61	-	-	342	399	H
4	* ** 9.341294	53.85	PK-U	36.4	-41.9	.7	0	49.05	-	-	74	-24.95	191	379	V
	* ** 9.341302	41.92	ADR	36.4	-41.9	.7	.27	37.39	54	-16.61	-	-	191	379	V
5	* ** 11.32898	53.09	PK-U	38	-40.4	.8	0	51.49	-	-	74	-22.51	181	297	V
	* ** 11.32655	41.46	ADR	38	-40.3	.8	.27	40.23	54	-13.77	-	-	181	297	V
6	* ** 15.86499	53.97	PK-U	41	-40.8	.5	0	54.67	-	-	74	-19.33	252	105	V
	* ** 15.866659	42.47	ADR	41	-40.8	.5	.27	43.44	54	-10.56	-	-	252	105	V

* - indicates frequency in CFR47 Pt 15 / IC RSS-Restricted Band
** - indicates frequency in Taiwan NCC LP0002 Restricted Band
PK-U - U-NII: Maximum Peak
ADR - U-NII AD primary method, RMS average

UL VERIFICATION SERVICES INC.
47173 Benicia Street, Fremont, CA 94538, USA TEL:(510) 319-4000 FAX:(510) 661-0888
This report shall not be reproduced except in full, without the written approval of UL VERIFICATION SERVICES INC.

HIGH CHANNEL

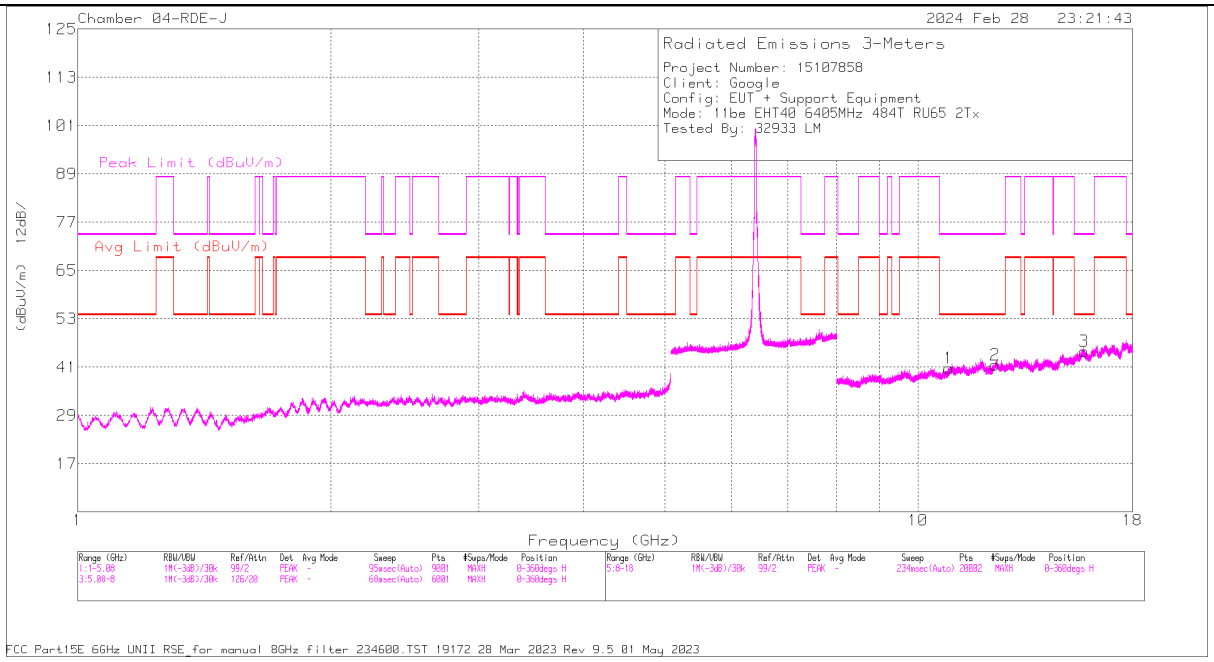

HORIZONTAL

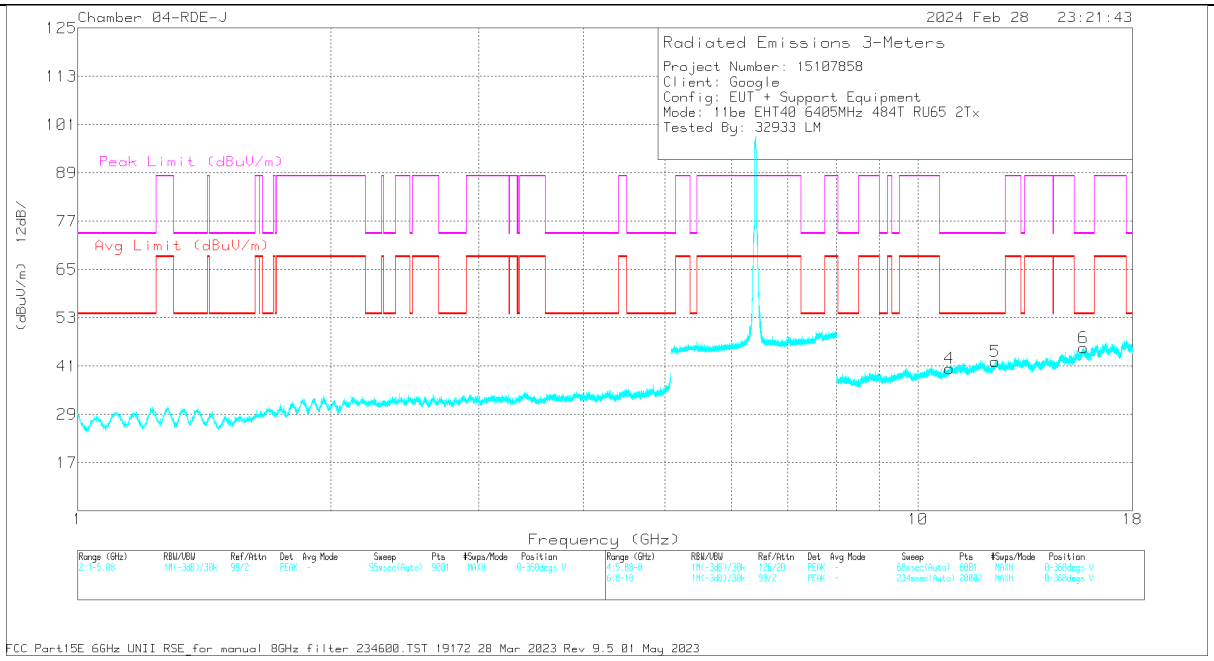

VERTICAL

UL VERIFICATION SERVICES INC.
47173 Benicia Street, Fremont, CA 94538, USA TEL:(510) 319-4000 FAX:(510) 661-0888

This report shall not be reproduced except in full, without the written approval of UL VERIFICATION SERVICES INC.

RADIATED EMISSIONS

Marker	Frequency (GHz)	Meter Reading (dBuV)	Det	222741 ACF 3m (dB/m)	Cbl/Amp (dB)	234600 8GHz HPF (dB)	DCCF (dB)	Corrected Reading (dBuV/m)	Avg Limit (dBuV/m)	Margin (dB)	Peak Limit (dBuV/m)	PK Margin (dB)	Azimuth (Degs)	Height (cm)	Polarity
1	* ** 10.87999	52.85	PK-U	37.8	-41.1	.8	0	50.35	-	-	74	-23.65	101	214	H
	* ** 10.881594	41.21	ADR	37.8	-41.1	.8	.27	38.98	54	-15.02	-	-	101	214	H
2	* ** 12.347302	52.07	PK-U	38.8	-39.9	.9	0	51.87	-	-	74	-22.13	61	313	H
	* ** 12.344547	40.27	ADR	38.8	-39.9	.9	.27	40.34	54	-13.66	-	-	61	313	H
3	* ** 15.778104	54.46	PK-U	40.9	-40.8	.6	0	55.16	-	-	74	-18.84	39	197	H
	* ** 15.779366	42.54	ADR	40.9	-40.9	.6	.27	43.41	54	-10.59	-	-	39	197	H
4	* ** 10.906663	52.76	PK-U	37.8	-40.6	.8	0	50.76	-	-	74	-23.24	320	400	V
	* ** 10.907294	41.33	ADR	37.8	-40.6	.8	.27	39.6	54	-14.4	-	-	320	400	V
5	* ** 12.352233	52.02	PK-U	38.8	-39.7	.9	0	52.02	-	-	74	-21.98	259	169	V
	* ** 12.35299	40.3	ADR	38.8	-39.8	.9	.27	40.47	54	-13.53	-	-	259	169	V
6	* ** 15.75252	53.79	PK-U	40.9	-40.4	.5	0	54.79	-	-	74	-19.21	300	376	V
	* ** 15.752647	42.49	ADR	40.9	-40.4	.5	.27	43.76	54	-10.24	-	-	300	376	V

* - indicates frequency in CFR47 Pt 15 / IC RSS-Restricted Band
** - indicates frequency in Taiwan NCC LP0002 Restricted Band
PK-U - U-NII: Maximum Peak
ADR - U-NII AD primary method, RMS average

UL VERIFICATION SERVICES INC.
47173 Benicia Street, Fremont, CA 94538, USA TEL:(510) 319-4000 FAX:(510) 661-0888
This report shall not be reproduced except in full, without the written approval of UL VERIFICATION SERVICES INC.

11.1.4. 802.11be EHT80 MODE IN THE UNII-5 BAND

2TX Tx0 + Tx1 OFDMA MODE: 996-Tones, RU 67

BANDEDGE (LOW CHANNEL)

HORIZONTAL RESULT

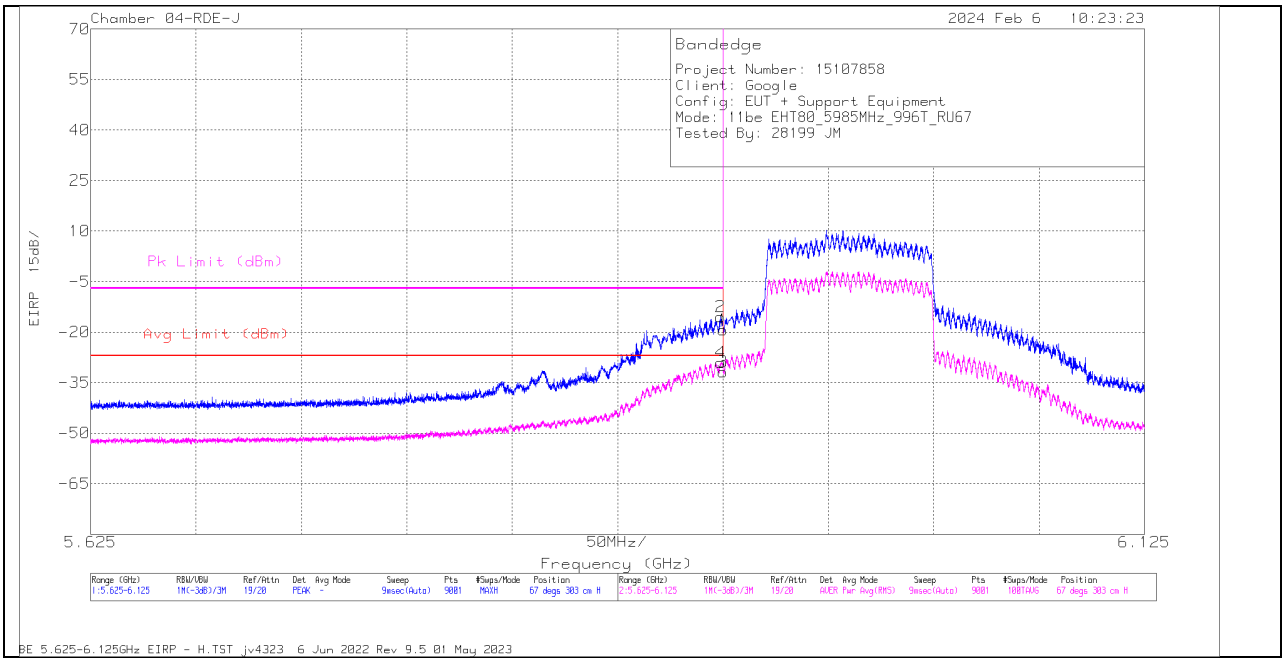

Trace Markers

Marker	Frequency (GHz)	Meter Reading (dBm)	Det	222741 ACF 3m (dB/m)	Cbl/Amp (dB)	Conversion Factor (dB)	DCCF (dB)	Corrected Reading EIRP	Avg Limit (dBm)	RMS Margin (dB)	Pk Limit (dBm)	PK Margin (dB)	Azimuth (Degs)	Height (cm)	Polarity
2	5.92378	-28.73	Pk	35	-33.5	11.8	0	-15.43	-	-	-7	-8.43	67	303	H
4	5.924002	-42.76	RMS	35	-33.5	11.8	.5	-28.96	-27	-1.96	-	-	67	303	H
1	5.925	-32.59	Pk	35	-33.6	11.8	0	-19.39	-	-	-7	-12.39	67	303	H
3	5.925	-45.58	RMS	35	-33.6	11.8	.5	-31.88	-27	-4.88	-	-	67	303	H

Pk - Peak detector
RMS - RMS detection

UL VERIFICATION SERVICES INC.
47173 Benicia Street, Fremont, CA 94538, USA TEL:(510) 319-4000 FAX:(510) 661-0888
This report shall not be reproduced except in full, without the written approval of UL VERIFICATION SERVICES INC.

VERTICAL RESULT

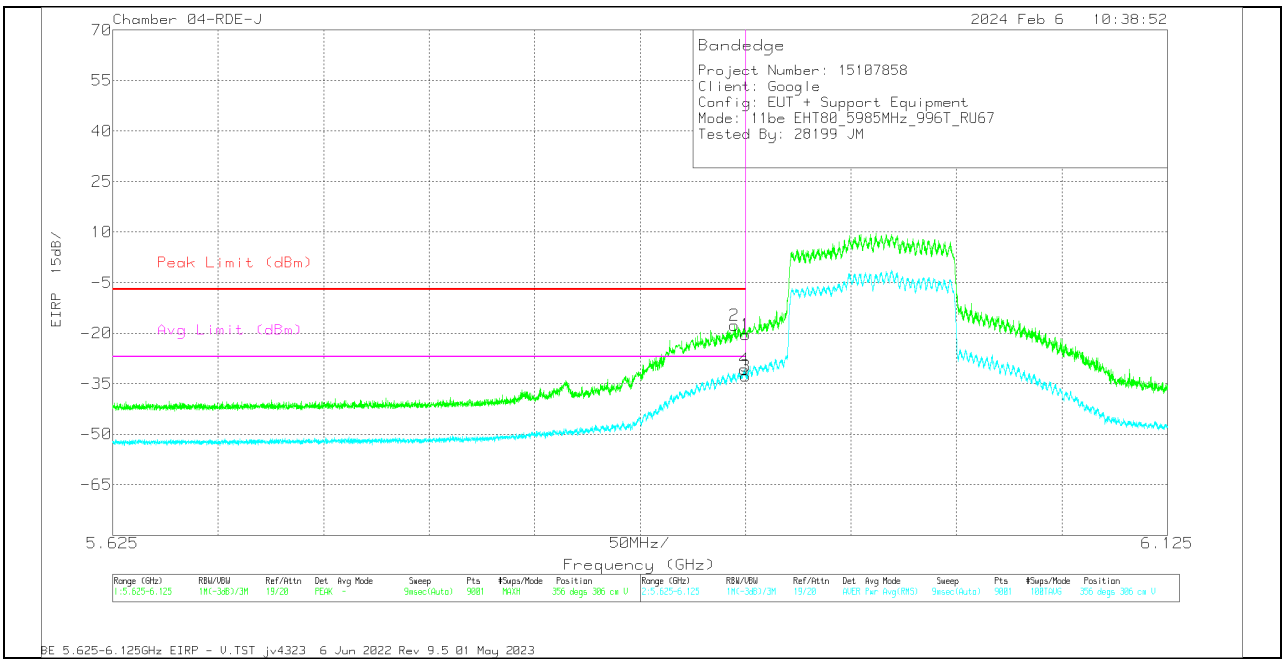

Trace Markers

Marker	Frequency (GHz)	Meter Reading (dBm)	Det	222741 ACF 3m (dB/m)	Cbl/Amp (dB)	Conversion Factor (dB)	DCCF (dB)	Corrected Reading EIRP	Peak Limit (dBm)	PK Margin (dB)	Avg Limit (dBm)	RMS Margin (dB)	Azimuth (Degs)	Height (cm)	Polarity
2	5.919669	-30.8	Pk	35	-33.6	11.8	0	-17.6	-7	-10.6	-	-	356	306	V
4	5.924447	-44.54	RMS	35	-33.5	11.8	.5	-30.74	-	-	-27	-3.74	356	306	V
1	5.925	-33.66	Pk	35	-33.6	11.8	0	-20.46	-7	-13.46	-	-	356	306	V
3	5.925	-46.43	RMS	35	-33.6	11.8	.5	-32.73	-	-	-27	-5.73	356	306	V

Pk - Peak detector
RMS - RMS detection

UL VERIFICATION SERVICES INC.
47173 Benicia Street, Fremont, CA 94538, USA TEL:(510) 319-4000 FAX:(510) 661-0888
This report shall not be reproduced except in full, without the written approval of UL VERIFICATION SERVICES INC.

HARMONICS AND SPURIOUS EMISSIONS

LOW CHANNEL

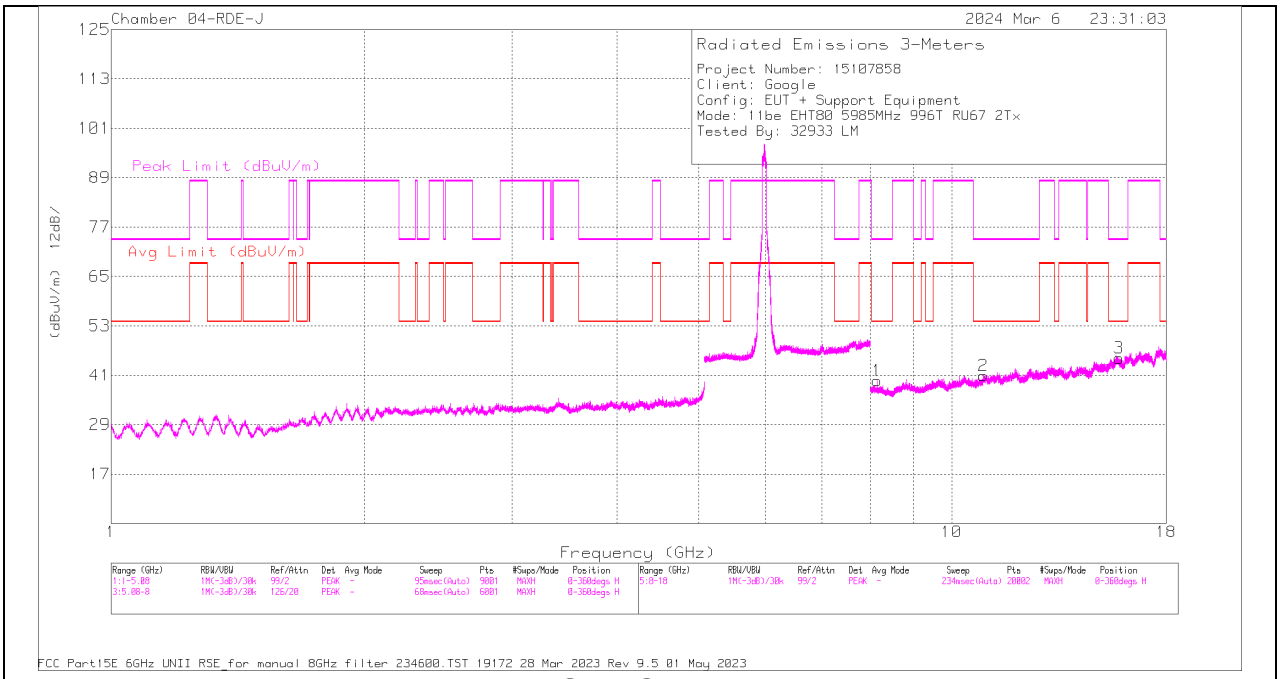

HORIZONTAL

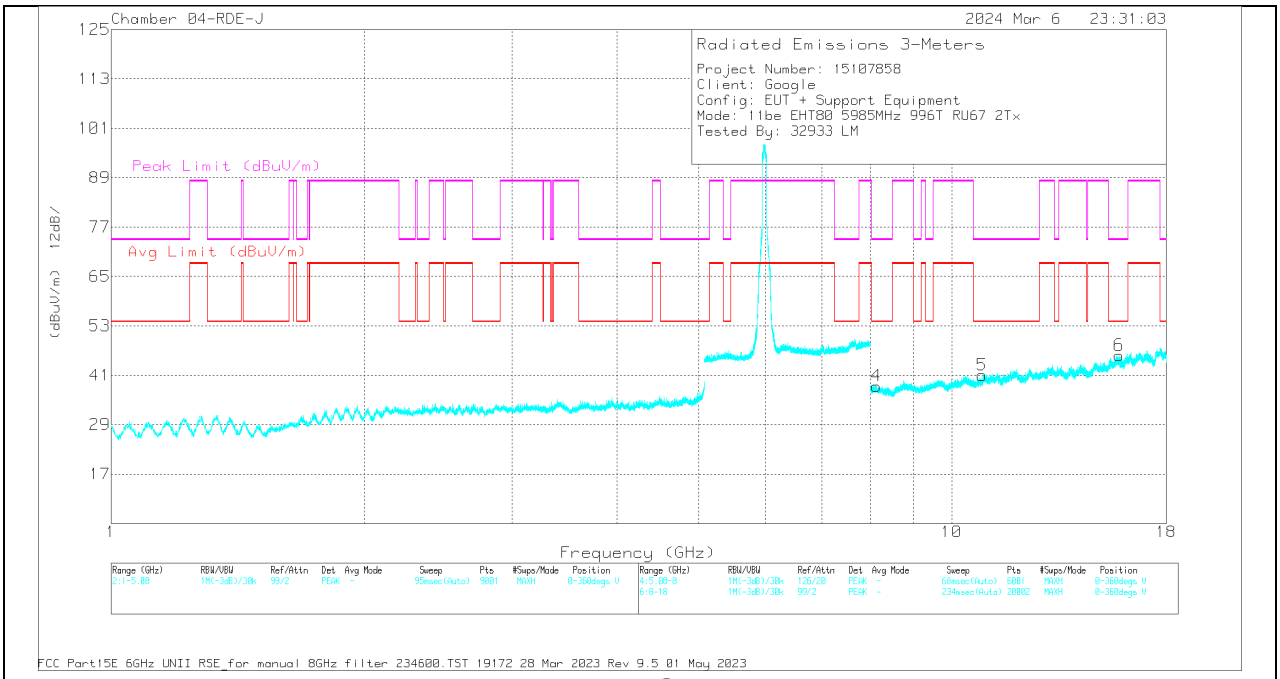

VERTICAL

UL VERIFICATION SERVICES INC.
47173 Benicia Street, Fremont, CA 94538, USA TEL:(510) 319-4000 FAX:(510) 661-0888

This report shall not be reproduced except in full, without the written approval of UL VERIFICATION SERVICES INC.

RADIATED EMISSIONS

Marker	Frequency (GHz)	Meter Reading (dBuV)	Det	222741 ACF 3m (dB/m)	Cbl/Amp (dB)	234600 8GHz HPF (dB)	DCCF (dB)	Corrected Reading (dBuV/m)	Avg Limit (dBuV/m)	Margin (dB)	Peak Limit (dBuV/m)	PK Margin (dB)	Azimuth (Degs)	Height (cm)	Polarity
1	* ** 8.158643	52.33	PK-U	35.9	-41.6	.8	0	47.43	-	-	74	-26.57	229	366	H
	* ** 8.159292	41.15	ADR	35.9	-41.6	.8	.5	36.75	54	-17.25	-	-	229	366	H
2	* ** 10.905444	52.72	PK-U	37.8	-40.7	.8	0	50.62	-	-	74	-23.38	151	221	H
	* ** 10.905495	41.21	ADR	37.8	-40.7	.8	.5	39.61	54	-14.39	-	-	151	221	H
3	* ** 15.816677	54.74	PK-U	41	-40.6	.5	0	55.64	-	-	74	-18.36	330	387	H
	* ** 15.817397	42.96	ADR	41	-40.6	.5	.5	44.36	54	-9.64	-	-	330	387	H
4	* ** 8.140997	52.52	PK-U	35.9	-41.6	.8	0	47.62	-	-	74	-26.38	327	195	V
	* ** 8.137907	41.32	ADR	35.9	-41.7	.8	.5	36.82	54	-17.18	-	-	327	195	V
5	* ** 10.860046	52.79	PK-U	37.7	-40.9	.8	0	50.39	-	-	74	-23.61	135	153	V
	* ** 10.861424	41.12	ADR	37.7	-40.9	.8	.5	39.22	54	-14.78	-	-	135	153	V
6	* ** 15.819987	54.09	PK-U	41	-40.8	.5	0	54.79	-	-	74	-19.21	162	346	V
	* ** 15.819316	42.57	ADR	41	-40.7	.5	.5	43.87	54	-10.13	-	-	162	346	V

* - indicates frequency in CFR47 Pt 15 / IC RSS-Restricted Band
** - indicates frequency in Taiwan NCC LP0002 Restricted Band
PK-U - U-NII: Maximum Peak
ADR - U-NII AD primary method, RMS average

UL VERIFICATION SERVICES INC.
47173 Benicia Street, Fremont, CA 94538, USA TEL:(510) 319-4000 FAX:(510) 661-0888
This report shall not be reproduced except in full, without the written approval of UL VERIFICATION SERVICES INC.

MID CHANNEL

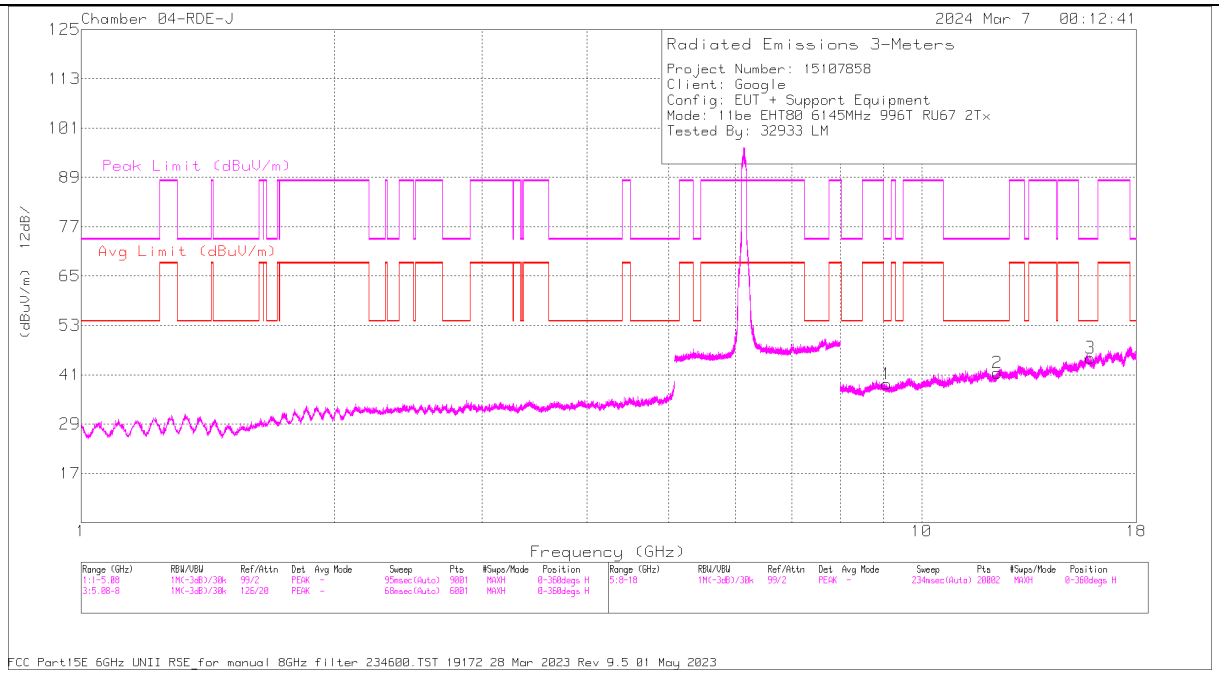

HORIZONTAL

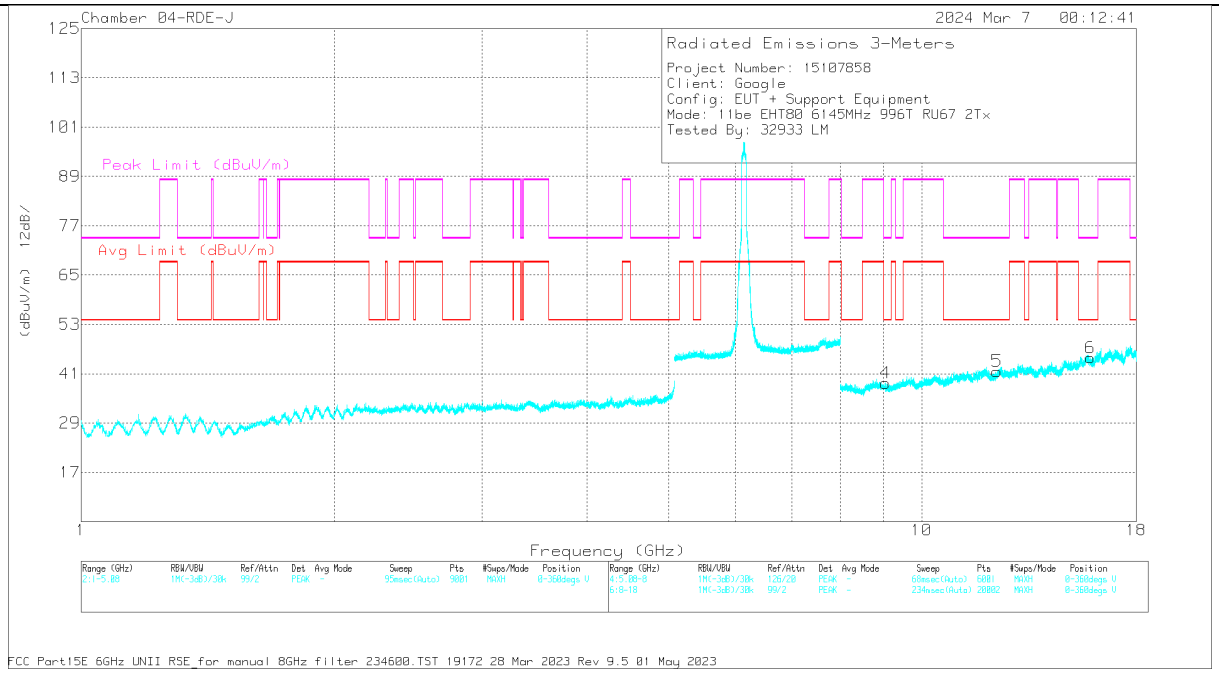

VERTICAL

UL VERIFICATION SERVICES INC.
47173 Benicia Street, Fremont, CA 94538, USA TEL:(510) 319-4000 FAX:(510) 661-0888

This report shall not be reproduced except in full, without the written approval of UL VERIFICATION SERVICES INC.

RADIATED EMISSIONS

Marker	Frequency (GHz)	Meter Reading (dBuV)	Det	222741 ACF 3m (dB/m)	Cbl/Amp (dB)	234600 8GHz HPF (dB)	DCCF (dB)	Corrected Reading (dBuV/m)	Avg Limit (dBuV/m)	Margin (dB)	Peak Limit (dBuV/m)	PK Margin (dB)	Azimuth (Degs)	Height (cm)	Polarity
1	* ** 9.084169	52.67	PK-U	36.1	-41.7	.8	0	47.87	-	-	74	-26.13	51	240	H
	* ** 9.084217	41.19	ADR	36.1	-41.7	.8	.5	36.89	54	-17.11	-	-	51	240	H
2	* ** 12.303694	51.91	PK-U	38.8	-40.2	.9	0	51.41	-	-	74	-22.59	12	257	H
	* ** 12.302297	40.36	ADR	38.8	-40.1	.9	.5	40.46	54	-13.54	-	-	12	257	H
3	* ** 15.868773	53.92	PK-U	41	-40.9	.5	0	54.52	-	-	74	-19.48	248	228	H
	* ** 15.871219	42.51	ADR	41.1	-40.9	.5	.5	43.71	54	-10.29	-	-	248	228	H
4	* ** 9.052346	52.73	PK-U	36.1	-41.6	.8	0	48.03	-	-	74	-25.97	0	250	V
	* ** 9.05051	40.96	ADR	36.1	-41.6	.8	.5	36.76	54	-17.24	-	-	0	250	V
5	* ** 12.290877	51.79	PK-U	38.8	-40.2	.9	0	51.29	-	-	74	-22.71	167	386	V
	* ** 12.291948	40.37	ADR	38.8	-40	.9	.5	40.57	54	-13.43	-	-	167	386	V
6	* ** 15.868367	54.02	PK-U	41	-40.8	.5	0	54.72	-	-	74	-19.28	169	237	V
	* ** 15.871665	42.66	ADR	41.1	-40.9	.5	.5	43.86	54	-10.14	-	-	169	237	V

* - indicates frequency in CFR47 Pt 15 / IC RSS-Restricted Band
** - indicates frequency in Taiwan NCC LP0002 Restricted Band
PK-U - U-NII: Maximum Peak
ADR - U-NII AD primary method, RMS average

UL VERIFICATION SERVICES INC.
47173 Benicia Street, Fremont, CA 94538, USA TEL:(510) 319-4000 FAX:(510) 661-0888
This report shall not be reproduced except in full, without the written approval of UL VERIFICATION SERVICES INC.

HIGH CHANNEL

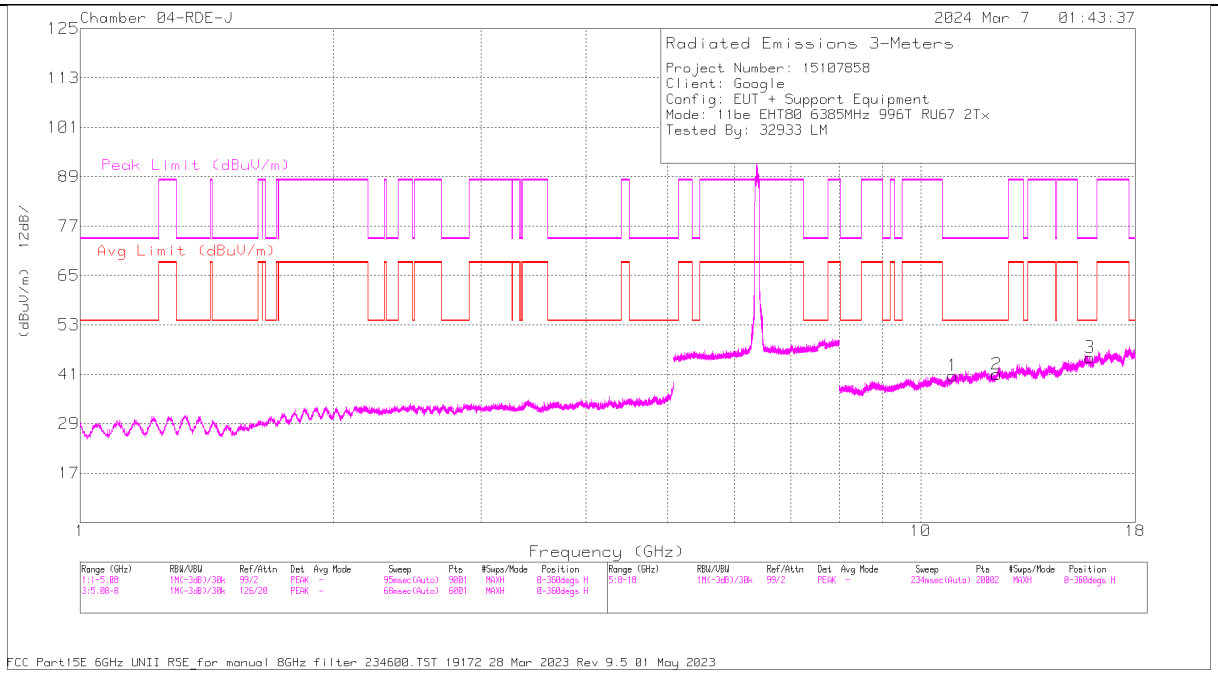

HORIZONTAL

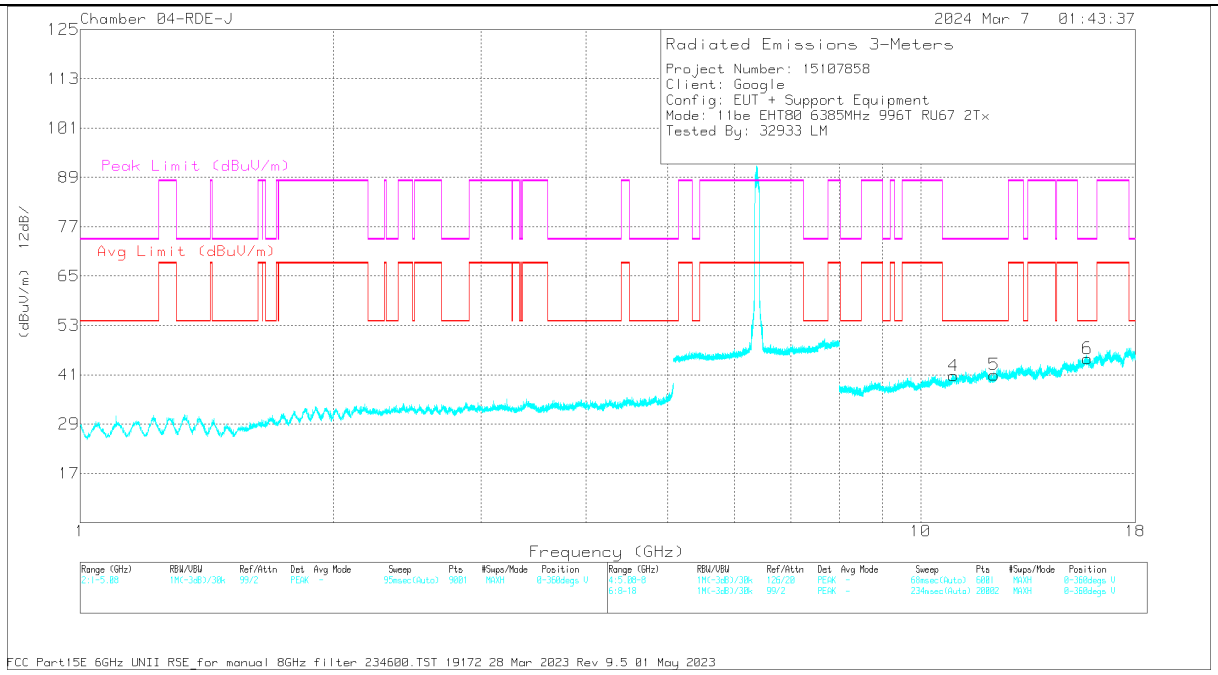

VERTICAL

UL VERIFICATION SERVICES INC.
47173 Benicia Street, Fremont, CA 94538, USA TEL:(510) 319-4000 FAX:(510) 661-0888
This report shall not be reproduced except in full, without the written approval of UL VERIFICATION SERVICES INC.

RADIATED EMISSIONS

Marker	Frequency (GHz)	Meter Reading (dBuV)	Det	222741 ACF 3m (dB/m)	Cbl/Amp (dB)	234600 8GHz HPF (dB)	DCCF (dB)	Corrected Reading (dBuV/m)	Avg Limit (dBuV/m)	Margin (dB)	Peak Limit (dBuV/m)	PK Margin (dB)	Azimuth (Degs)	Height (cm)	Polarity
1	* ** 10.914634	53.09	PK-U	37.8	-40.5	.8	0	51.19	-	-	74	-22.81	300	182	H
	* ** 10.911447	41.11	ADR	37.8	-40.6	.8	.5	39.61	54	-14.39	-	-	300	182	H
2	* ** 12.315903	51.75	PK-U	38.8	-40	.9	0	51.45	-	-	74	-22.55	276	276	H
	* ** 12.318074	40.27	ADR	38.8	-40.2	.9	.5	40.27	54	-13.73	-	-	276	276	H
3	* ** 15.898722	54.95	PK-U	41.1	-40.9	.4	0	55.55	-	-	74	-18.45	234	144	H
	* ** 15.898945	42.32	ADR	41.1	-40.9	.4	.5	43.42	54	-10.58	-	-	234	144	H
4	* ** 10.947981	52.51	PK-U	37.8	-41	.8	0	50.11	-	-	74	-23.89	329	373	V
	* ** 10.946923	41.27	ADR	37.8	-41	.8	.5	39.37	54	-14.63	-	-	329	373	V
5	* ** 12.230088	52.65	PK-U	38.8	-40.2	.9	0	52.15	-	-	74	-21.85	331	174	V
	* ** 12.229079	40.35	ADR	38.8	-40	.9	.5	40.55	54	-13.45	-	-	331	174	V
6	* ** 15.789212	54.17	PK-U	40.9	-40.8	.5	0	54.77	-	-	74	-19.23	232	303	V
	* ** 15.789308	42.44	ADR	40.9	-40.7	.5	.5	43.64	54	-10.36	-	-	232	303	V

* - indicates frequency in CFR47 Pt 15 / IC RSS-Restricted Band
** - indicates frequency in Taiwan NCC LP0002 Restricted Band
PK-U - U-NII: Maximum Peak
ADR - U-NII AD primary method, RMS average

UL VERIFICATION SERVICES INC.
47173 Benicia Street, Fremont, CA 94538, USA TEL:(510) 319-4000 FAX:(510) 661-0888
This report shall not be reproduced except in full, without the written approval of UL VERIFICATION SERVICES INC.

11.1.5. 802.11be EHT160 MODE IN THE UNII-5 BAND

2TX Tx0 + Tx1 OFDMA MODE: SU

BANDEDGE (LOW CHANNEL)

HORIZONTAL RESULT

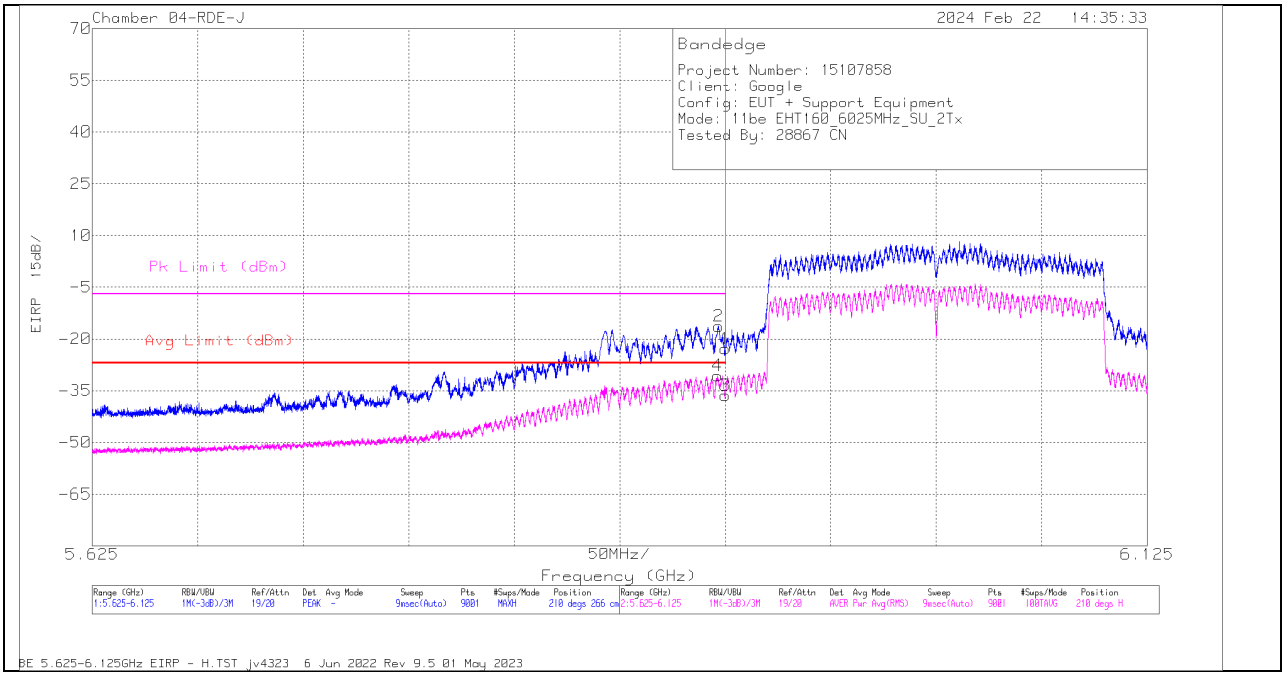

Trace Markers

Marker	Frequency (GHz)	Meter Reading (dBm)	Det	222741 ACF 3m (dB/m)	Cbl/Amp (dB)	Conversion Factor (dB)	DCCF (dB)	Corrected Reading EIRP	Avg Limit (dBm)	RMS Margin (dB)	Pk Limit (dBm)	PK Margin (dB)	Azimuth (Degs)	Height (cm)	Polarity
4	5.921391	-44.06	RMS	35	-33.6	11.8	.21	-30.65	-27	-3.65	-	-	210	266	H
2	5.921836	-29.62	Pk	35	-33.5	11.8	0	-16.32	-	-	-7	-9.32	210	266	H
1	5.925	-36.08	Pk	35	-33.6	11.8	0	-22.88	-	-	-7	-15.88	210	266	H
3	5.925	-49.81	RMS	35	-33.6	11.8	.21	-36.4	-27	-9.4	-	-	210	266	H

Pk - Peak detector
RMS - RMS detection

UL VERIFICATION SERVICES INC.
47173 Benicia Street, Fremont, CA 94538, USA TEL:(510) 319-4000 FAX:(510) 661-0888
This report shall not be reproduced except in full, without the written approval of UL VERIFICATION SERVICES INC.

VERTICAL RESULT

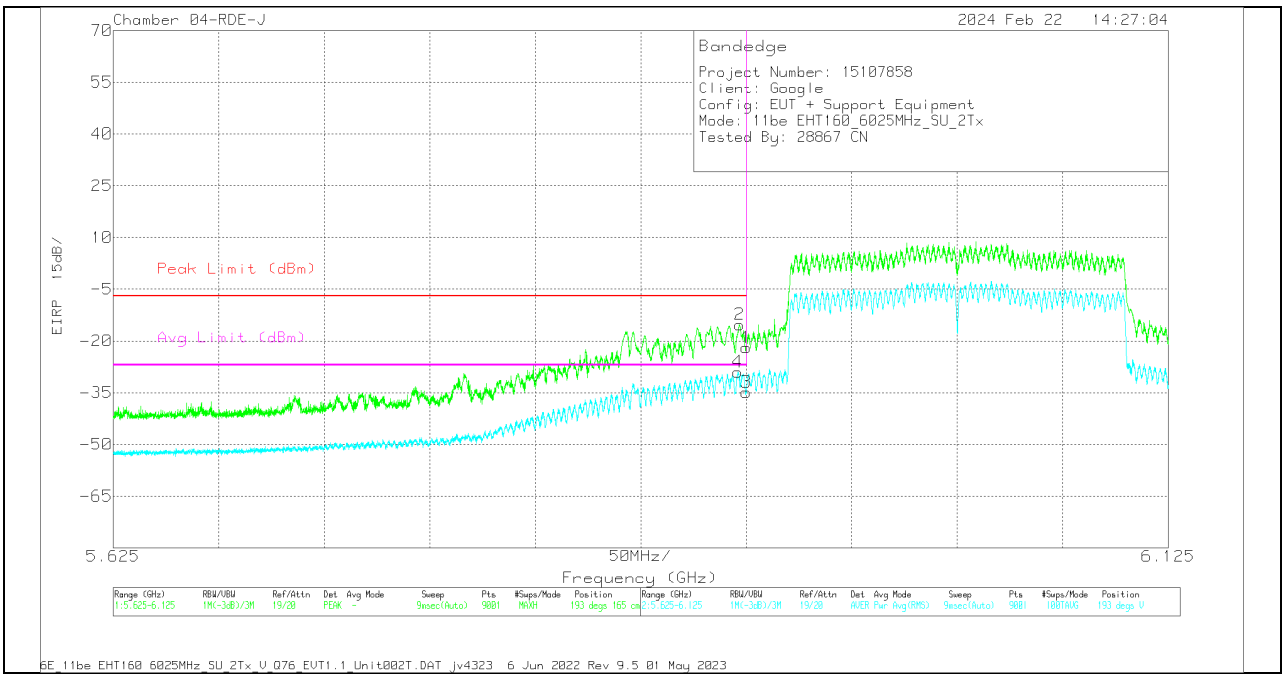

Trace Markers

Marker	Frequency (GHz)	Meter Reading (dBm)	Det	222741 ACF 3m (dB/m)	Cbl/Amp (dB)	Conversion Factor (dB)	DCCF (dB)	Corrected Reading EIRP	Peak Limit (dBm)	PK Margin (dB)	Avg Limit (dBm)	RMS Margin (dB)	Azimuth (Degs)	Height (cm)	Polarity
4	5.921058	-42.31	RMS	35	-33.7	11.8	.21	-29	-	-	-27	-2	193	165	V
2	5.921836	-28.55	Pk	35	-33.5	11.8	0	-15.25	-7	-8.25	-	-	193	165	V
1	5.925	-35.12	Pk	35	-33.6	11.8	0	-21.92	-7	-14.92	-	-	193	165	V
3	5.925	-48.23	RMS	35	-33.6	11.8	.21	-34.82	-	-	-27	-7.82	193	165	V

Pk - Peak detector
RMS - RMS detection

UL VERIFICATION SERVICES INC.
47173 Benicia Street, Fremont, CA 94538, USA TEL:(510) 319-4000 FAX:(510) 661-0888
This report shall not be reproduced except in full, without the written approval of UL VERIFICATION SERVICES INC.

HARMONICS AND SPURIOUS EMISSIONS

LOW CHANNEL

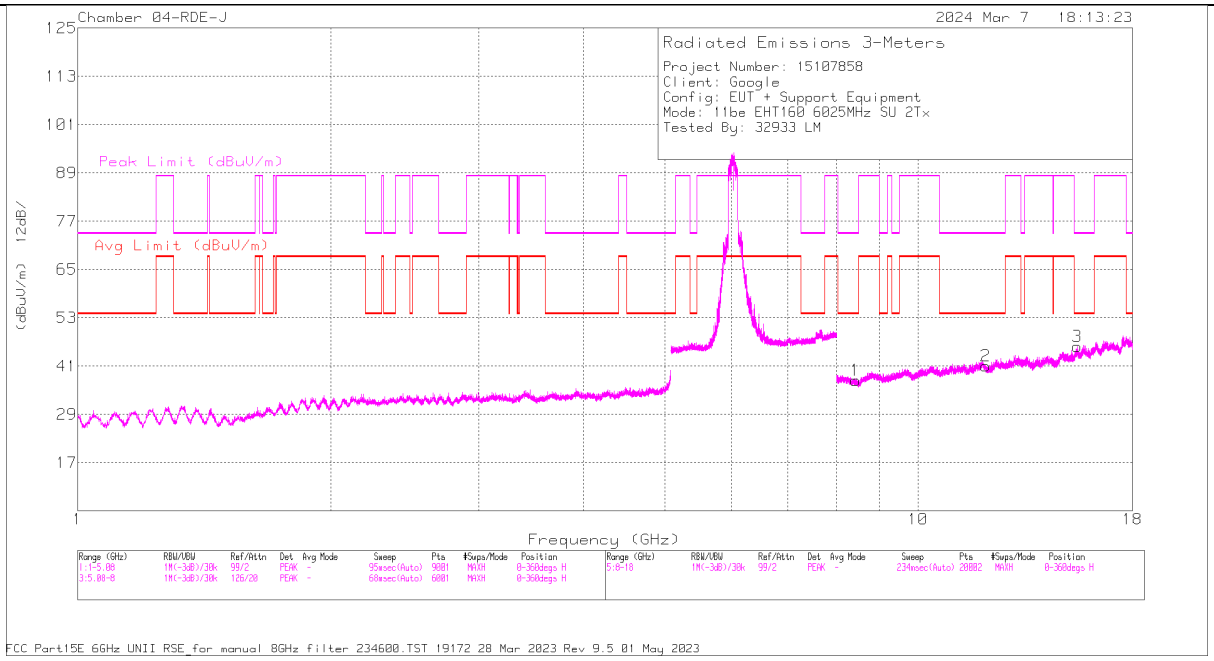

HORIZONTAL

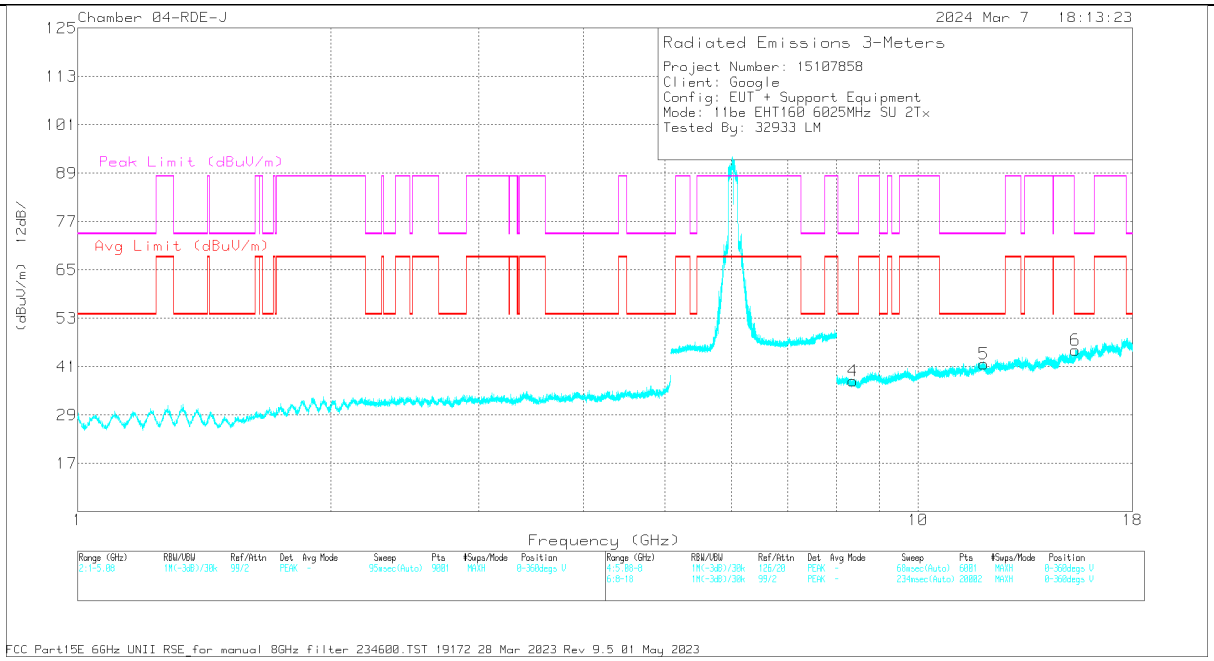

VERTICAL

UL VERIFICATION SERVICES INC.
47173 Benicia Street, Fremont, CA 94538, USA TEL:(510) 319-4000 FAX:(510) 661-0888

This report shall not be reproduced except in full, without the written approval of UL VERIFICATION SERVICES INC.

RADIATED EMISSIONS

Marker	Frequency (GHz)	Meter Reading (dBuV)	Det	222741 ACF 3m (dB/m)	Cbl/Amp (dB)	234600 8GHz HPF (dB)	DCCF (dB)	Corrected Reading (dBuV/m)	Avg Limit (dBuV/m)	Margin (dB)	Peak Limit (dBuV/m)	PK Margin (dB)	Azimuth (Degs)	Height (cm)	Polarity
1	* ** 8.435758	52.46	PK-U	35.7	-41.4	.7	0	47.46	-	-	74	-26.54	341	128	H
	* ** 8.433939	41.08	ADR	35.7	-41.2	.7	.21	36.49	54	-17.51	-	-	341	128	H
2	* ** 12.047267	52.7	PK-U	38.7	-40.5	.8	0	51.7	-	-	74	-22.3	34	196	H
	* ** 12.04855	41.19	ADR	38.7	-40.6	.8	.21	40.3	54	-13.7	-	-	34	196	H
3	* ** 15.463119	53.91	PK-U	40.5	-39.8	.5	0	55.11	-	-	74	-18.89	10	398	H
	* ** 15.462278	42.32	ADR	40.5	-39.7	.5	.21	43.83	54	-10.17	-	-	10	398	H
4	* ** 8.367344	52.02	PK-U	35.8	-41.4	.8	0	47.22	-	-	74	-26.78	55	206	V
	* ** 8.367463	40.6	ADR	35.8	-41.4	.8	.21	36.01	54	-17.99	-	-	55	206	V
5	* ** 11.984046	53.18	PK-U	38.7	-40.5	.8	0	52.18	-	-	74	-21.82	26	273	V
	* ** 11.982126	41.59	ADR	38.7	-40.3	.8	.21	41	54	-13	-	-	26	273	V
6	* ** 15.405173	53.94	PK-U	40.4	-40.5	.6	0	54.44	-	-	74	-19.56	342	254	V
	* ** 15.404525	42.68	ADR	40.4	-40.5	.6	.21	43.39	54	-10.61	-	-	342	254	V

* - indicates frequency in CFR47 Pt 15 / IC RSS-Restricted Band
** - indicates frequency in Taiwan NCC LP0002 Restricted Band
PK-U - U-NII: Maximum Peak
ADR - U-NII AD primary method, RMS average

UL VERIFICATION SERVICES INC.
47173 Benicia Street, Fremont, CA 94538, USA TEL:(510) 319-4000 FAX:(510) 661-0888
This report shall not be reproduced except in full, without the written approval of UL VERIFICATION SERVICES INC.

MID CHANNEL

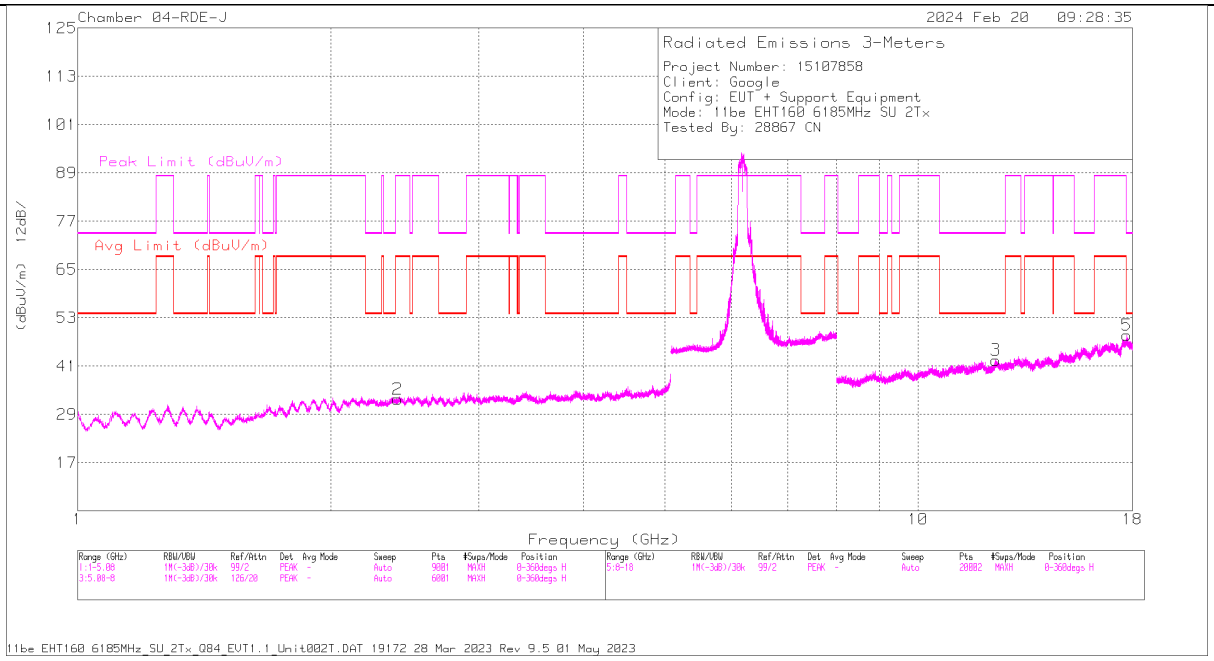

HORIZONTAL

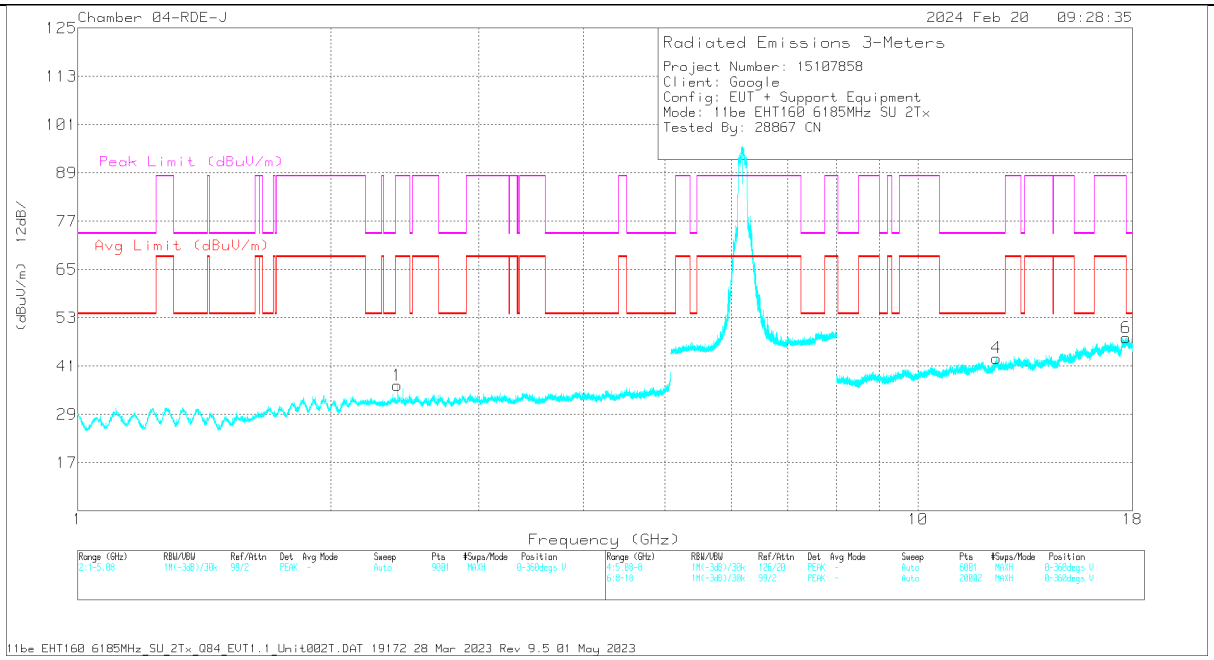

VERTICAL

UL VERIFICATION SERVICES INC.
47173 Benicia Street, Fremont, CA 94538, USA TEL:(510) 319-4000 FAX:(510) 661-0888

This report shall not be reproduced except in full, without the written approval of UL VERIFICATION SERVICES INC.

RADIATED EMISSIONS

Marker	Frequency (GHz)	Meter Reading (dBuV)	Det	222741 ACF 3m (dB/m)	Cbl/Amp (dB)	234600 8GHz HPF (dB)	DCCF (dB)	Corrected Reading (dBuV/m)	Avg Limit (dBuV/m)	Margin (dB)	Peak Limit (dBuV/m)	PK Margin (dB)	Azimuth (Degs)	Height (cm)	Polarity
1	2.398048	57.57	PK-U	32	-46.6	.9	0	43.87	-	-	88.2	-44.33	356	127	H
	2.401455	45.87	ADR	32	-46.7	.9	.21	32.28	68.2	-35.92	-	-	356	127	H
2	2.401713	58.26	PK-U	32	-46.6	.9	0	44.56	-	-	88.2	-43.64	75	344	V
	2.40003	46.18	ADR	32	-46.5	.9	.21	32.79	68.2	-35.41	-	-	75	344	V
3	* ** 12.370882	51.64	PK-U	38.9	-39.9	.9	0	51.54	-	-	74	-22.46	19	386	H
	* ** 12.372502	40.37	ADR	38.9	-39.8	.9	.21	40.58	54	-13.42	-	-	19	386	H
4	* ** 12.411111	40.8	ADR	38.9	-39.8	.9	.21	41.01	54	-12.99	-	-	336	138	V
	* ** 12.41919	52.45	PK-U	38.9	-39.6	.9	0	52.65	-	-	74	-21.35	336	138	V
5	* ** 17.708089	54.28	PK-U	42.1	-40.2	.5	0	56.68	-	-	74	-17.32	355	309	H
	* ** 17.709187	43	ADR	42.1	-40.2	.5	.21	45.61	54	-8.39	-	-	355	309	H
6	17.6874	54.5	PK-U	42.1	-39.8	.5	0	57.3	-	-	88.2	-30.9	30	332	V
	17.689106	42.71	ADR	42.1	-39.9	.5	.21	45.62	68.2	-22.58	-	-	30	332	V

* - indicates frequency in CFR47 Pt 15 / IC RSS-Restricted Band
** - indicates frequency in Taiwan NCC LP0002 Restricted Band
PK-U - U-NII: Maximum Peak
ADR - U-NII AD primary method, RMS average

UL VERIFICATION SERVICES INC.
47173 Benicia Street, Fremont, CA 94538, USA TEL:(510) 319-4000 FAX:(510) 661-0888
This report shall not be reproduced except in full, without the written approval of UL VERIFICATION SERVICES INC.

HIGH CHANNEL

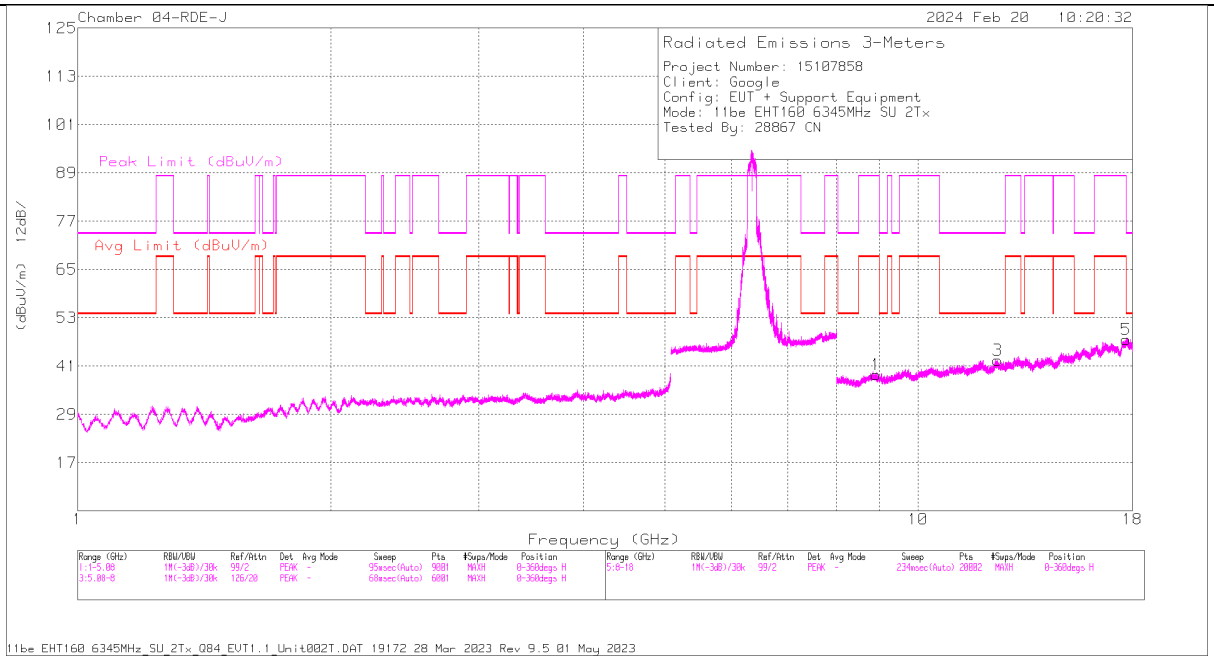

HORIZONTAL

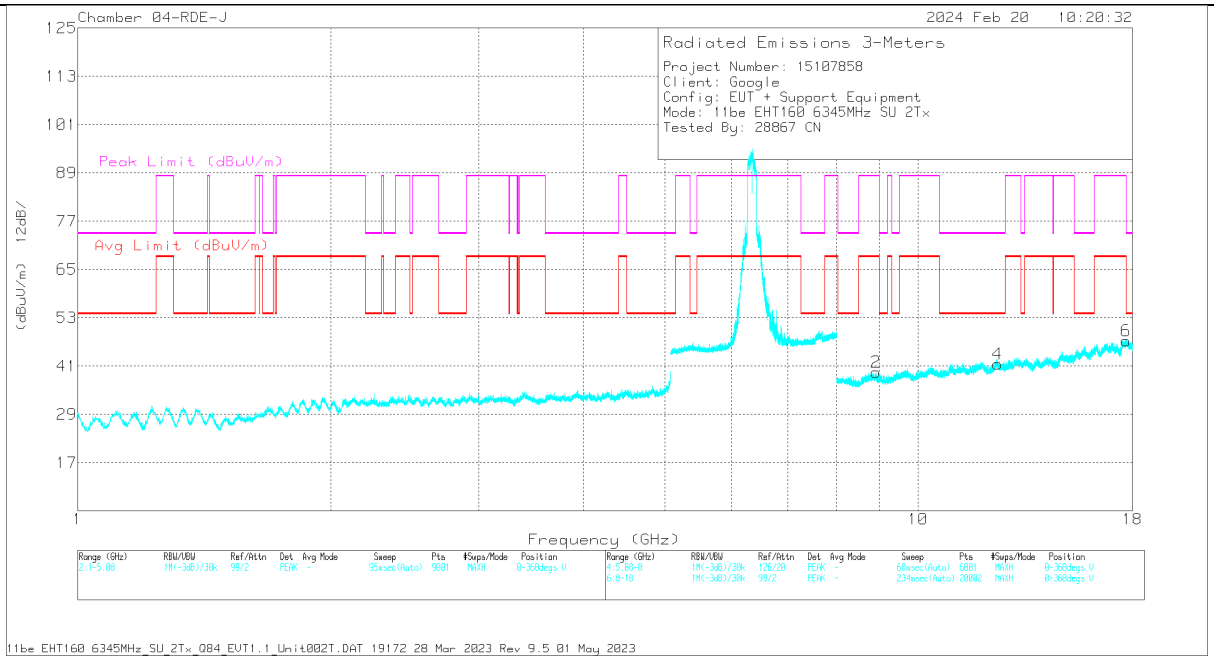

VERTICAL

UL VERIFICATION SERVICES INC.
47173 Benicia Street, Fremont, CA 94538, USA TEL:(510) 319-4000 FAX:(510) 661-0888

This report shall not be reproduced except in full, without the written approval of UL VERIFICATION SERVICES INC.

RADIATED EMISSIONS

Marker	Frequency (GHz)	Meter Reading (dBuV)	Det	222741 ACF 3m (dB/m)	Cbl/Amp (dB)	234600 8GHz HPF (dB)	DCCF (dB)	Corrected Reading (dBuV/m)	Avg Limit (dBuV/m)	Margin (dB)	Peak Limit (dBuV/m)	PK Margin (dB)	Azimuth (Degs)	Height (cm)	Polarity
1	8.917503	53.24	PK-U	36.1	-41.4	.9	0	48.84	-	-	88.2	-39.36	243	144	H
	8.914496	41.6	ADR	36.1	-41.4	.9	.21	37.41	68.2	-30.79	-	-	243	144	H
2	8.914351	53.09	PK-U	36.1	-41.4	.9	0	48.69	-	-	88.2	-39.51	106	219	V
	8.916809	41.63	ADR	36.1	-41.3	.9	.21	37.54	68.2	-30.66	-	-	106	219	V
3	* ** 12.443526	52.15	PK-U	38.9	-40	.9	0	51.95	-	-	74	-22.05	49	135	H
	* ** 12.450845	40.93	ADR	38.9	-40.2	.9	.21	40.74	54	-13.26	-	-	49	135	H
4	* ** 12.447677	52.66	PK-U	38.9	-40.1	.9	0	52.36	-	-	74	-21.64	270	118	V
	* ** 12.44539	41.2	ADR	38.9	-40.2	.9	.21	41.01	54	-12.99	-	-	270	118	V
5	17.694353	43.08	ADR	42.1	-39.8	.5	.21	46.09	68.2	-22.11	-	-	271	259	H
	17.694537	54.47	PK-U	42.1	-39.8	.5	0	57.27	-	-	88.2	-30.93	271	259	H
6	17.693157	43.03	ADR	42.1	-39.8	.5	.21	46.04	68.2	-22.16	-	-	280	210	V
	17.693359	54.81	PK-U	42.1	-39.8	.5	0	57.61	-	-	88.2	-30.59	280	210	V

* - indicates frequency in CFR47 Pt 15 / IC RSS-Restricted Band
** - indicates frequency in Taiwan NCC LP0002 Restricted Band
PK-U - U-NII: Maximum Peak
ADR - U-NII AD primary method, RMS average

UL VERIFICATION SERVICES INC.
47173 Benicia Street, Fremont, CA 94538, USA TEL:(510) 319-4000 FAX:(510) 661-0888
This report shall not be reproduced except in full, without the written approval of UL VERIFICATION SERVICES INC.

11.1.6. 802.11a MODE IN THE UNII-6 BAND

2TX Tx0 + Tx1

HARMONICS AND SPURIOUS EMISSIONS

LOW CHANNEL

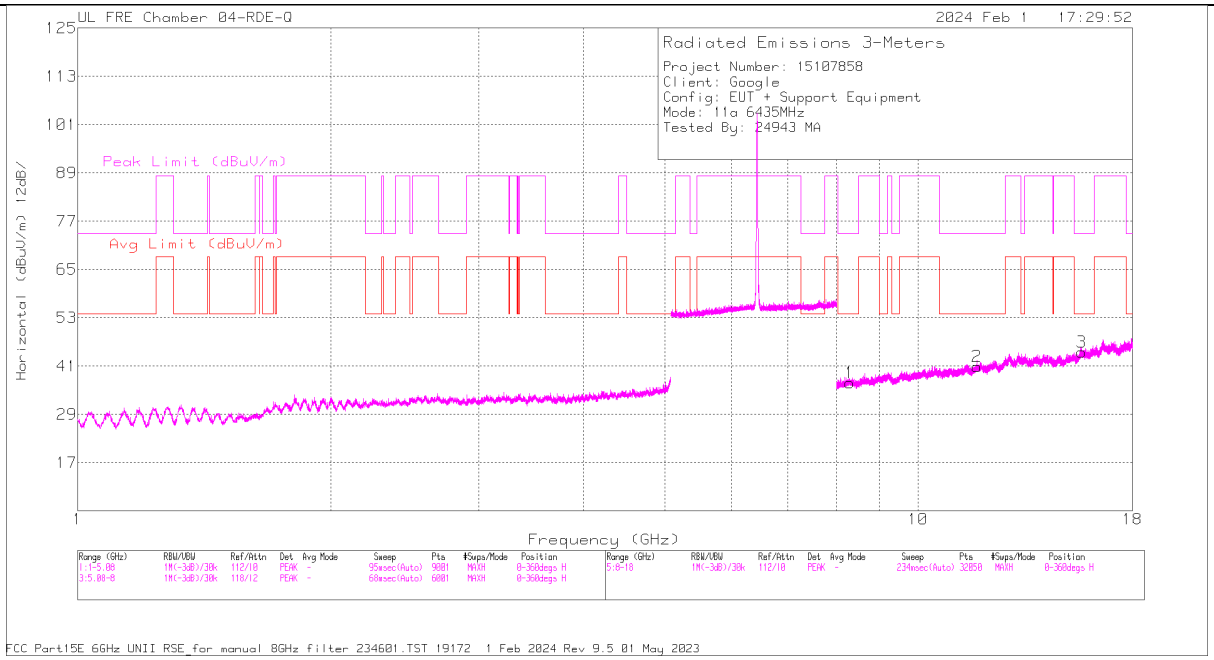

HORIZONTAL

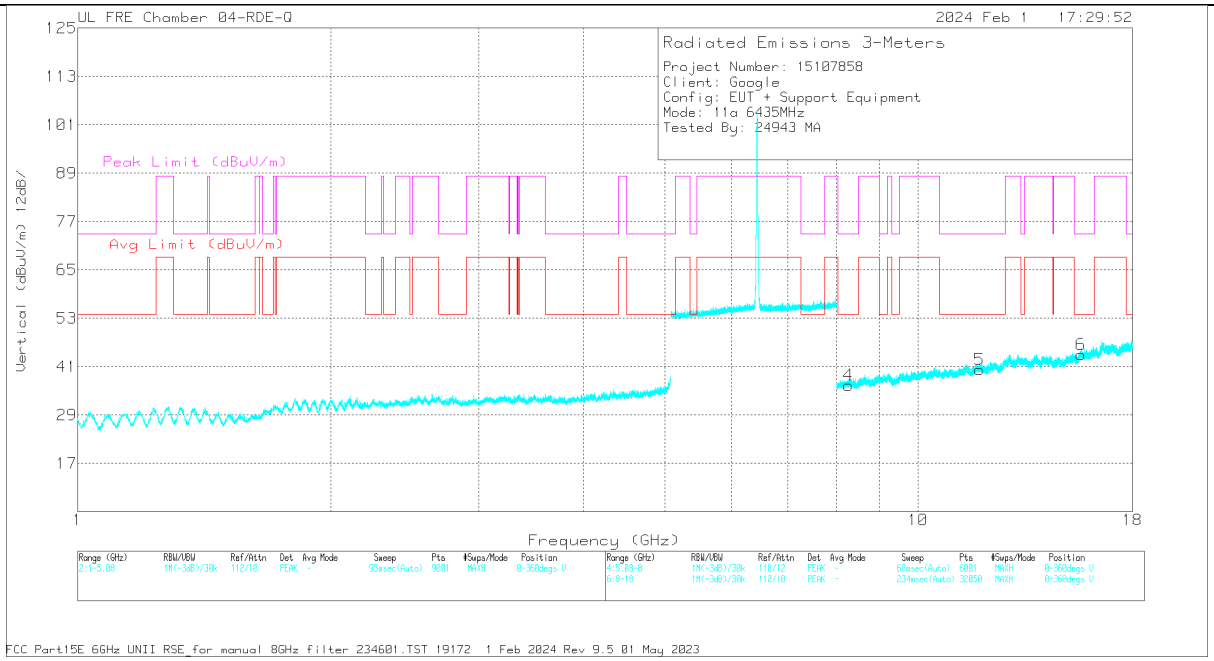

VERTICAL

UL VERIFICATION SERVICES INC.
47173 Benicia Street, Fremont, CA 94538, USA TEL:(510) 319-4000 FAX:(510) 661-0888
This report shall not be reproduced except in full, without the written approval of UL VERIFICATION SERVICES INC.

RADIATED EMISSIONS

Marker	Frequency (GHz)	Meter Reading (dBuV)	Det	84796 ACF 3m (dB/m)	8 GHz HPF (dB)	Gain/Loss (dB)	Corrected Reading (dBuV/m)	Avg Limit (dBuV/m)	Margin (dB)	Peak Limit (dBuV/m)	PK Margin (dB)	Azimuth (Degs)	Height (cm)	Polarity
1	* ** 8.29795	55.28	PK-U	35.9	.4	-44.37	47.21	-	-	74	-26.79	2	319	H
	* ** 8.29541	43.96	ADR	35.9	.4	-44.29	35.97	54	-18.03	-	-	2	319	H
2	* ** 11.756162	54.87	PK-U	38.6	.3	-42.87	50.9	-	-	74	-23.1	58	345	H
	* ** 11.754408	43.52	ADR	38.6	.3	-42.89	39.53	54	-14.47	-	-	58	345	H
3	* ** 15.65925	55.64	PK-U	40.4	.4	-41.37	55.07	-	-	74	-18.93	209	304	H
	* ** 15.661716	44.07	ADR	40.4	.4	-41.49	43.38	54	-10.62	-	-	209	304	H
4	* ** 8.270945	55.45	PK-U	35.9	.4	-44.29	47.46	-	-	74	-26.54	265	370	V
	* ** 8.268579	43.79	ADR	35.9	.4	-44.27	35.82	54	-18.18	-	-	265	370	V
5	* ** 11.837505	55.31	PK-U	38.7	.3	-43.27	51.04	-	-	74	-22.96	336	184	V
	* ** 11.838918	43.67	ADR	38.7	.3	-43.24	39.43	54	-14.57	-	-	336	184	V
6	* ** 15.632622	55.37	PK-U	40.4	.4	-41.6	54.57	-	-	74	-19.43	237	360	V
	* ** 15.632795	44.02	ADR	40.4	.4	-41.59	43.23	54	-10.77	-	-	237	360	V

* - indicates frequency in CFR47 Pt 15 / IC RSS-Restricted Band
** - indicates frequency in Taiwan NCC LP0002 Restricted Band
PK-U - U-NII: Maximum Peak
ADR - U-NII AD primary method, RMS average

UL VERIFICATION SERVICES INC.
47173 Benicia Street, Fremont, CA 94538, USA TEL:(510) 319-4000 FAX:(510) 661-0888
This report shall not be reproduced except in full, without the written approval of UL VERIFICATION SERVICES INC.

MID CHANNEL

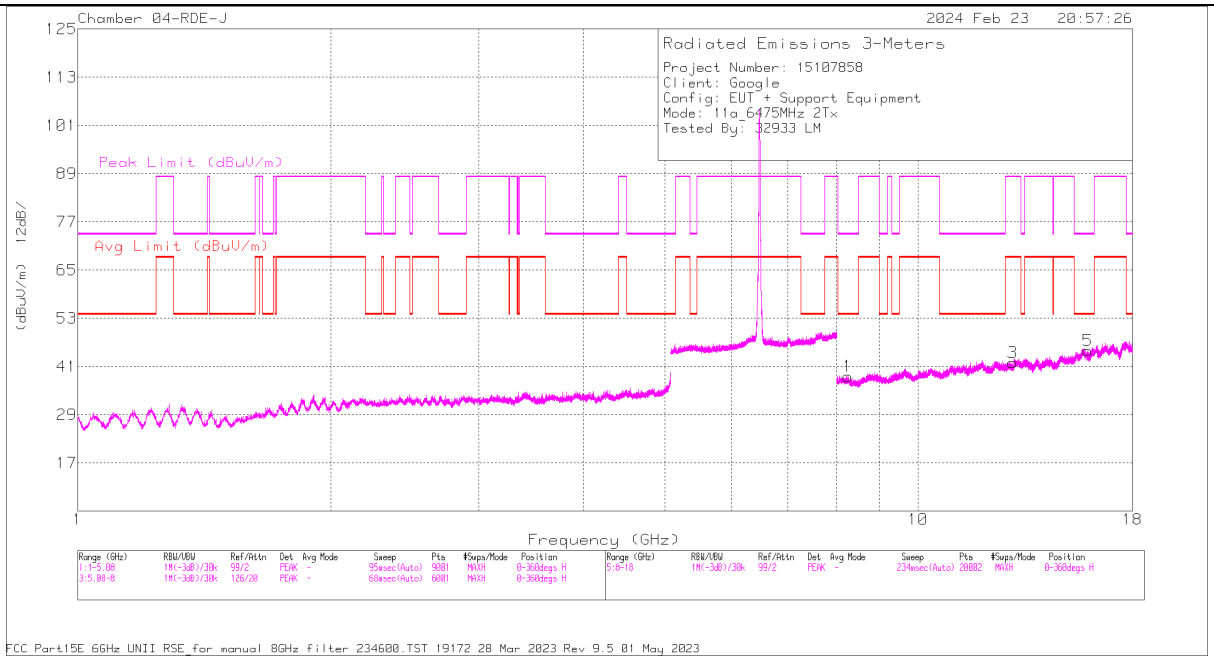

HORIZONTAL

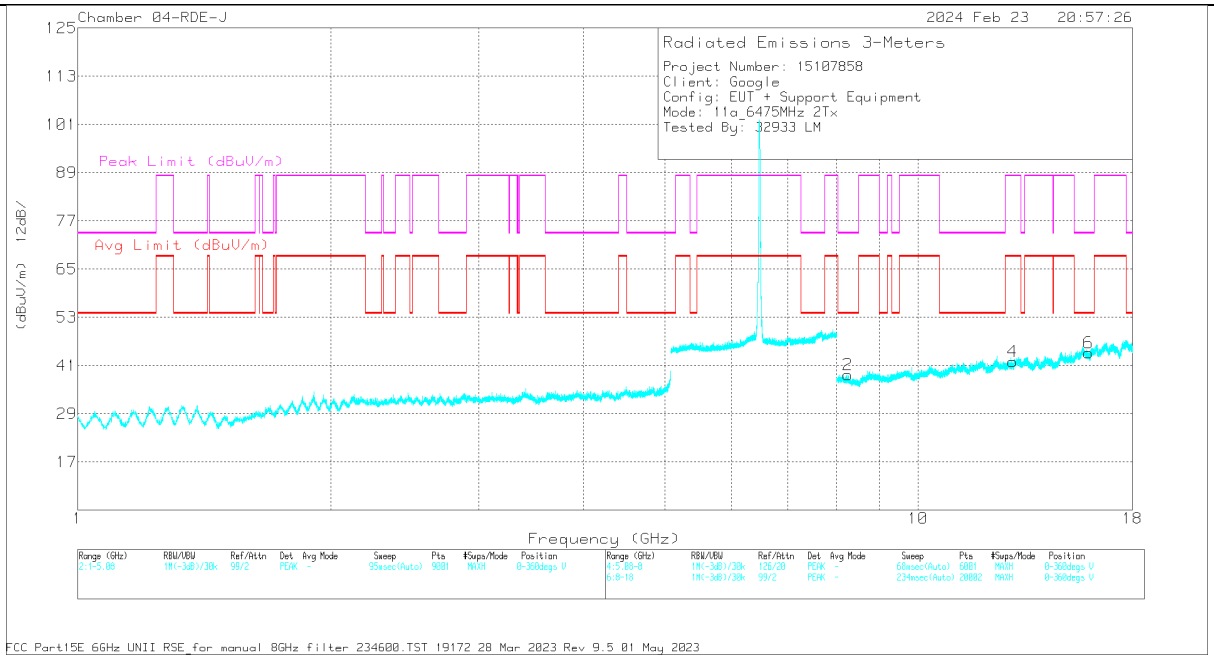

VERTICAL

UL VERIFICATION SERVICES INC.
47173 Benicia Street, Fremont, CA 94538, USA TEL:(510) 319-4000 FAX:(510) 661-0888

This report shall not be reproduced except in full, without the written approval of UL VERIFICATION SERVICES INC.

RADIATED EMISSIONS

Marker	Frequency (GHz)	Meter Reading (dBuV)	Det	222741 ACF 3m (dB/m)	Cbl/Amp (dB)	234600 8GHz HPF (dB)	Corrected Reading (dBuV/m)	Avg Limit (dBuV/m)	Margin (dB)	Peak Limit (dBuV/m)	PK Margin (dB)	Azimuth (Degs)	Height (cm)	Polarity
1	* ** 8.257027	52.91	PK-U	35.8	-41.3	.7	48.11	-	-	74	-25.89	7	228	H
	* ** 8.255978	41.16	ADR	35.8	-41.4	.7	36.26	54	-17.74	-	-	7	228	H
2	* ** 8.257365	52.37	PK-U	35.8	-41.4	.7	47.47	-	-	74	-26.53	42	223	V
	* ** 8.255146	41.12	ADR	35.8	-41.4	.7	36.22	54	-17.78	-	-	42	223	V
3	12.971869	53.43	PK-U	38.9	-40.3	.9	52.93	-	-	88.2	-35.27	147	356	H
	12.970792	41.43	ADR	38.9	-40.2	.9	41.03	68.2	-27.17	-	-	147	356	H
4	12.964501	52.78	PK-U	38.9	-40.3	.9	52.28	-	-	88.2	-35.92	210	159	V
	12.966035	41.33	ADR	38.9	-40.2	.9	40.93	68.2	-27.27	-	-	210	159	V
5	* ** 15.938067	54.75	PK-U	41.2	-40.9	.5	55.55	-	-	74	-18.45	216	388	H
	* ** 15.939791	42.55	ADR	41.2	-40.9	.5	43.35	54	-10.65	-	-	216	388	H
6	* ** 15.950733	53.62	PK-U	41.2	-41	.5	54.32	-	-	74	-19.68	39	375	V
	* ** 15.952967	42.1	ADR	41.2	-41	.5	42.8	54	-11.2	-	-	39	375	V

* - indicates frequency in CFR47 Pt 15 / IC RSS-Restricted Band
** - indicates frequency in Taiwan NCC LP0002 Restricted Band
PK-U - U-NII: Maximum Peak
ADR - U-NII AD primary method, RMS average

UL VERIFICATION SERVICES INC.
47173 Benicia Street, Fremont, CA 94538, USA TEL:(510) 319-4000 FAX:(510) 661-0888
This report shall not be reproduced except in full, without the written approval of UL VERIFICATION SERVICES INC.

HIGH CHANNEL

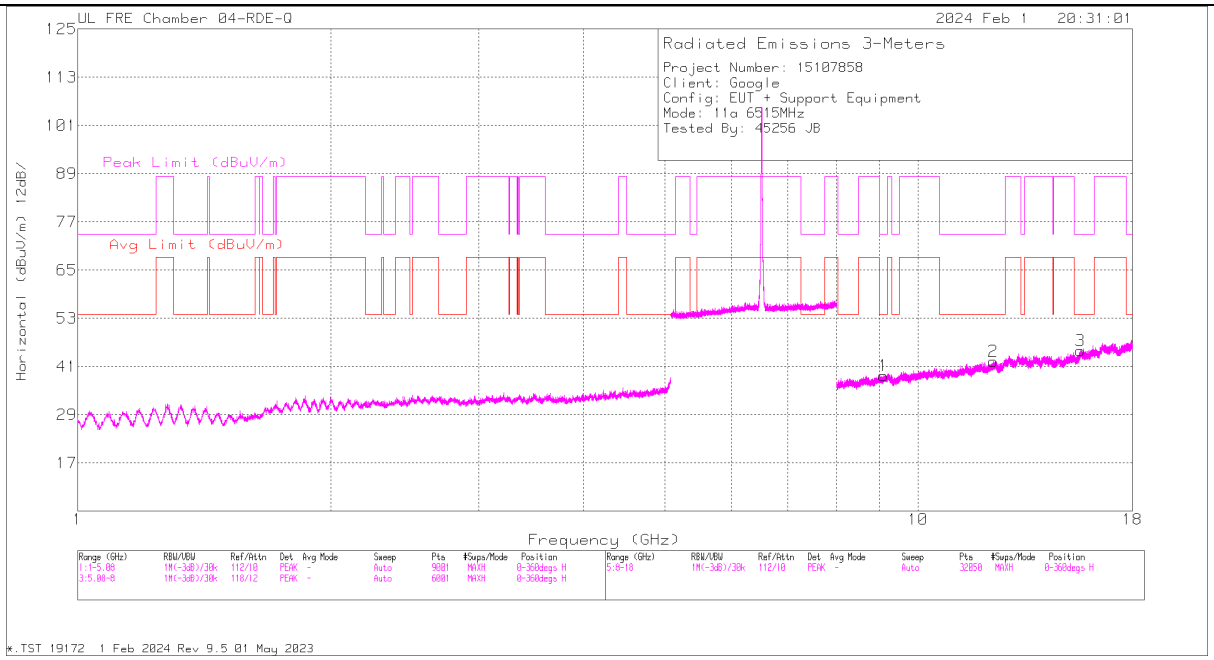

HORIZONTAL

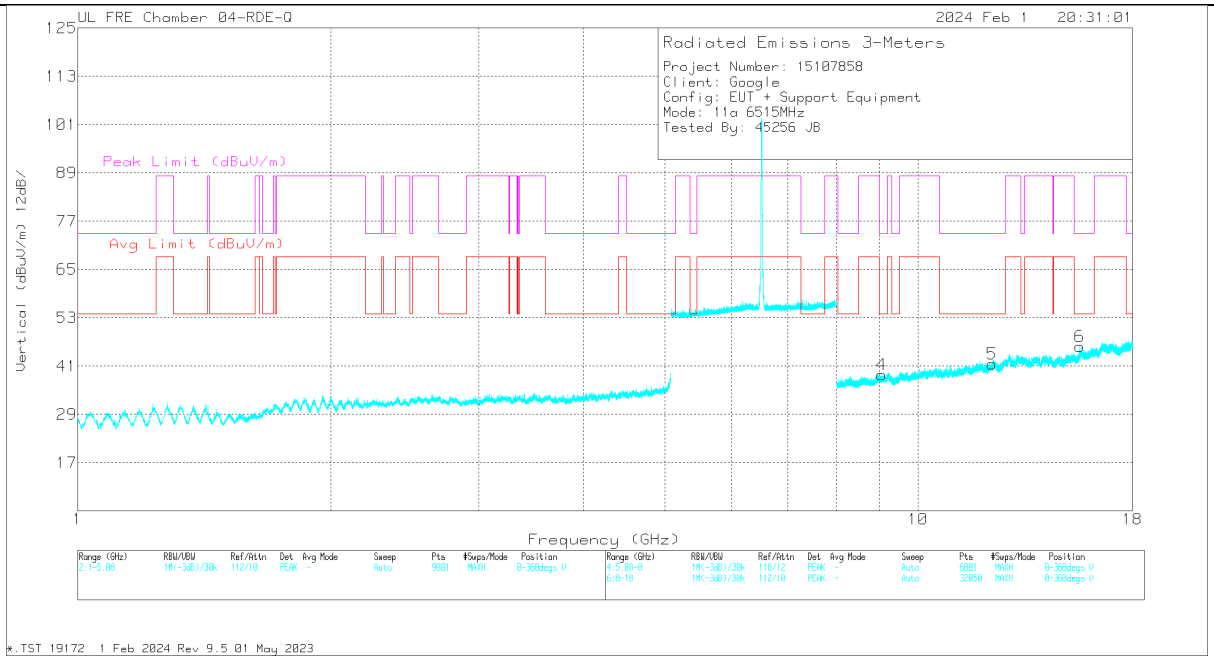

VERTICAL

UL VERIFICATION SERVICES INC.
47173 Benicia Street, Fremont, CA 94538, USA TEL:(510) 319-4000 FAX:(510) 661-0888

This report shall not be reproduced except in full, without the written approval of UL VERIFICATION SERVICES INC.

RADIATED EMISSIONS

Marker	Frequency (GHz)	Meter Reading (dBuV)	Det	84796 ACF 3m (dB/m)	8 GHz HPF (dB)	Gain/Loss (dB)	Corrected Reading (dBuV/m)	Avg Limit (dBuV/m)	Margin (dB)	Peak Limit (dBuV/m)	PK Margin (dB)	Azimuth (Degs)	Height (cm)	Polarity
1	* ** 9.106266	55.3	PK-U	36.4	.4	-43.76	48.34	-	-	74	-25.66	0	104	H
	* ** 9.104261	43.9	ADR	36.4	.4	-43.74	36.96	54	-17.04	-	-	0	104	H
2	* ** 12.290612	54.85	PK-U	38.7	.4	-42.73	51.22	-	-	74	-22.78	262	178	H
	* ** 12.288086	41.48	Av	38.7	.4	-42.83	37.75	54	-16.25	-	-	169	134	H
3	* ** 15.615223	55.43	PK-U	40.4	.4	-41.76	54.47	-	-	74	-19.53	58	342	H
	* ** 15.61766	44.15	ADR	40.4	.4	-41.8	43.15	54	-10.85	-	-	58	342	H
4	* ** 9.048892	54.75	PK-U	36.3	.4	-43.65	47.8	-	-	74	-26.2	100	338	V
	* ** 9.050715	43.41	ADR	36.3	.4	-43.65	36.46	54	-17.54	-	-	100	338	V
5	* ** 12.252037	55.21	PK-U	38.7	.3	-42.68	51.53	-	-	74	-22.47	2	276	V
	* ** 12.250888	43.5	ADR	38.7	.3	-42.7	39.8	54	-14.2	-	-	2	276	V
6	* ** 15.588742	56.13	PK-U	40.3	.4	-42.07	54.76	-	-	74	-19.24	69	358	V
	* ** 15.589748	44.11	ADR	40.3	.4	-42.08	42.73	54	-11.27	-	-	69	358	V

* - indicates frequency in CFR47 Pt 15 / IC RSS-Restricted Band
** - indicates frequency in Taiwan NCC LP0002 Restricted Band
Av - Average detection
PK-U - U-NII: Maximum Peak
ADR - U-NII AD primary method, RMS average

UL VERIFICATION SERVICES INC.
47173 Benicia Street, Fremont, CA 94538, USA TEL:(510) 319-4000 FAX:(510) 661-0888
This report shall not be reproduced except in full, without the written approval of UL VERIFICATION SERVICES INC.

11.1.7. 802.11be EHT20 MODE IN THE UNII-6 BAND

2TX Tx0 + Tx1 OFDMA MODE: 242-Tones, RU 61

HARMONICS AND SPURIOUS EMISSIONS

LOW CHANNEL

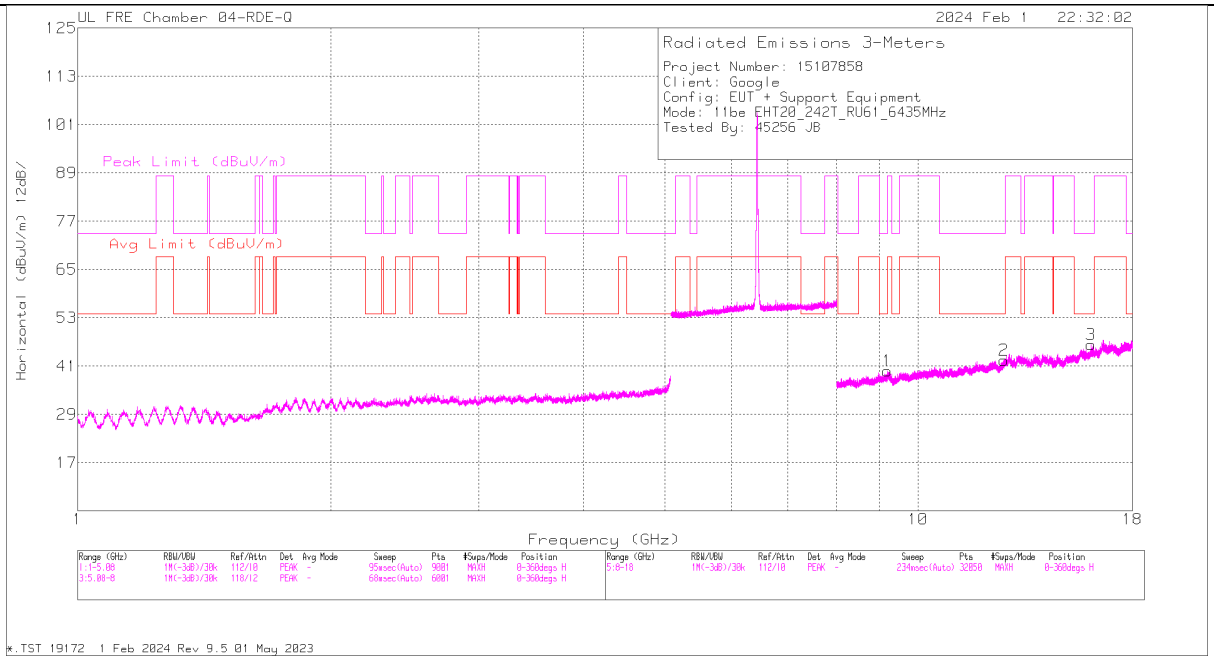

HORIZONTAL

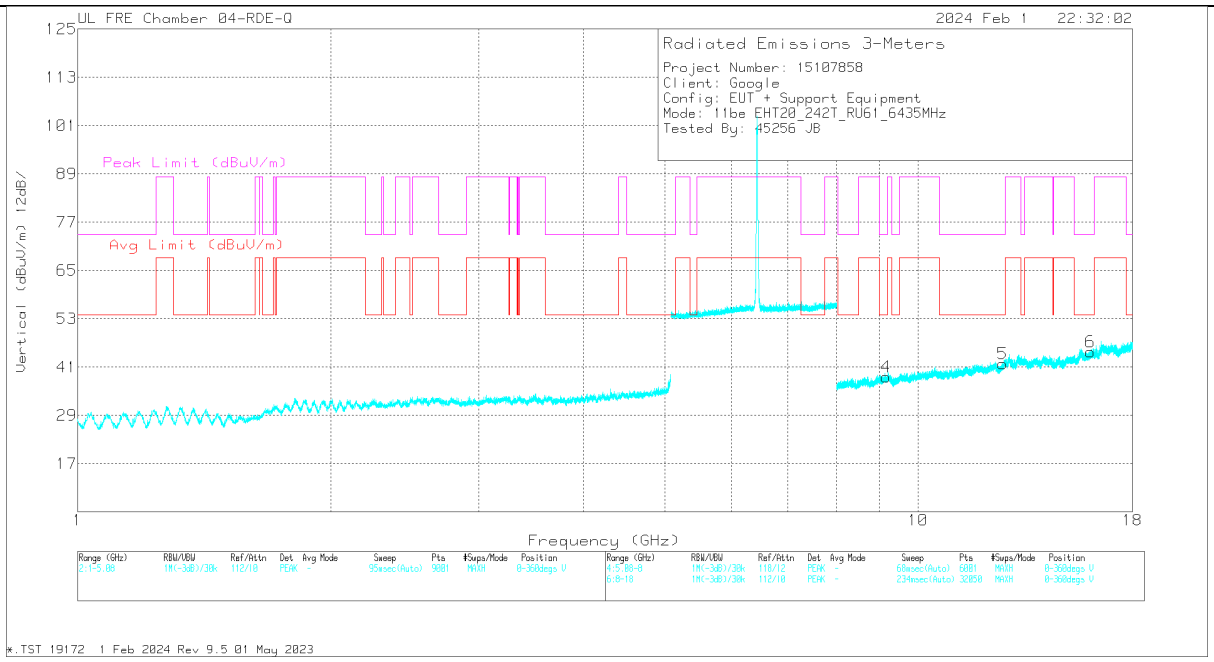

VERTICAL

UL VERIFICATION SERVICES INC.
47173 Benicia Street, Fremont, CA 94538, USA TEL:(510) 319-4000 FAX:(510) 661-0888
This report shall not be reproduced except in full, without the written approval of UL VERIFICATION SERVICES INC.

RADIATED EMISSIONS

Marker	Frequency (GHz)	Meter Reading (dBuV)	Det	84796 ACF 3m (dB/m)	8 GHz HPF (dB)	DCCF (dB)	Gain/Loss (dB)	Corrected Reading (dBuV/m)	Avg Limit (dBuV/m)	Margin (dB)	Peak Limit (dBuV/m)	PK Margin (dB)	Azimuth (Degs)	Height (cm)	Polarity
1	* ** 9.188289	55.47	PK-U	36.4	.4	0	-43.46	48.81	-	-	74	-25.19	255	274	H
	* ** 9.187533	43.97	ADR	36.4	.4	.15	-43.47	37.45	54	-16.55	-	-	255	274	H
2	* ** 12.65249	54.66	PK-U	38.9	.4	0	-42.13	51.83	-	-	74	-22.17	142	258	H
	* ** 12.650978	42.94	ADR	38.9	.4	.15	-42.15	40.24	54	-13.76	-	-	142	258	H
3	* ** 16.080379	56.17	PK-U	40.7	.3	0	-41.86	55.31	-	-	74	-18.69	167	399	H
	* ** 16.077523	44.08	ADR	40.7	.3	.15	-41.74	43.49	54	-10.51	-	-	167	399	H
4	* ** 9.163543	55.36	PK-U	36.4	.4	0	-43.65	48.51	-	-	74	-25.49	108	382	V
	* ** 9.165771	43.79	ADR	36.4	.4	.15	-43.65	37.09	54	-16.91	-	-	108	382	V
5	* ** 12.617317	54.36	PK-U	38.9	.3	0	-42.5	51.06	-	-	74	-22.94	117	262	V
	* ** 12.616592	43.09	ADR	38.9	.3	.15	-42.5	39.94	54	-14.06	-	-	117	262	V
6	* ** 16.050281	55.81	PK-U	40.7	.3	0	-41.68	55.13	-	-	74	-18.87	294	276	V
	* ** 16.049973	43.54	ADR	40.7	.3	.15	-41.67	43.02	54	-10.98	-	-	294	276	V

* - indicates frequency in CFR47 Pt 15 / IC RSS-Restricted Band
** - indicates frequency in Taiwan NCC LP0002 Restricted Band
PK-U - U-NII: Maximum Peak
ADR - U-NII AD primary method, RMS average

UL VERIFICATION SERVICES INC.
47173 Benicia Street, Fremont, CA 94538, USA TEL:(510) 319-4000 FAX:(510) 661-0888
This report shall not be reproduced except in full, without the written approval of UL VERIFICATION SERVICES INC.

MID CHANNEL

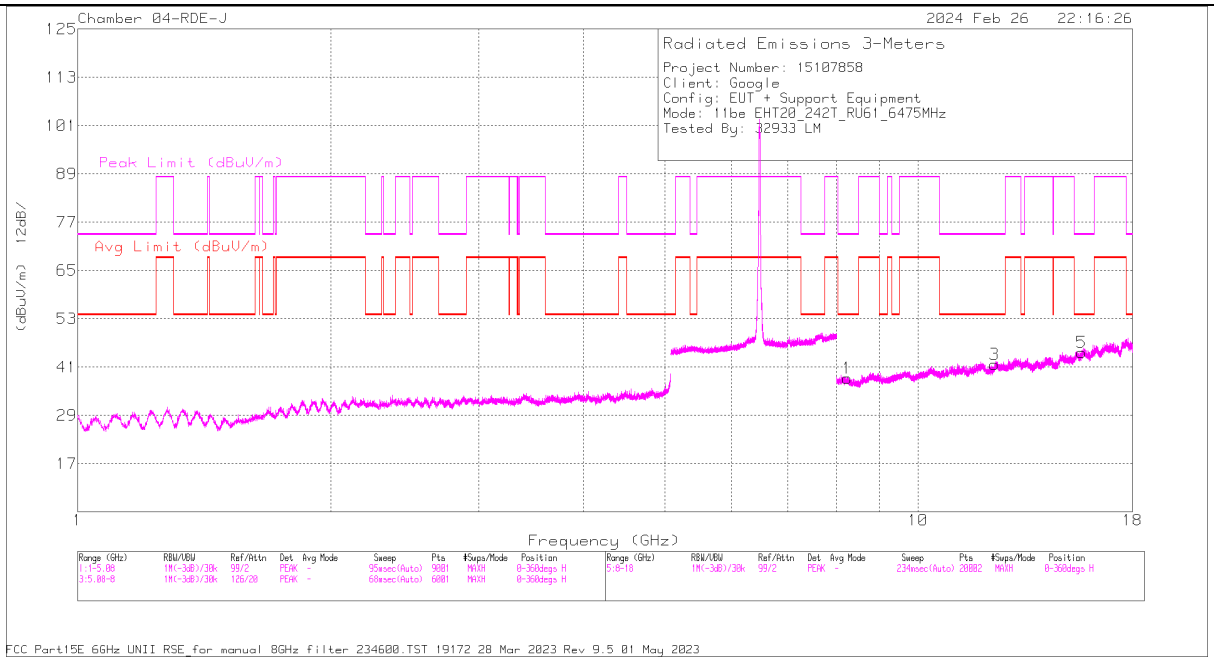

HORIZONTAL

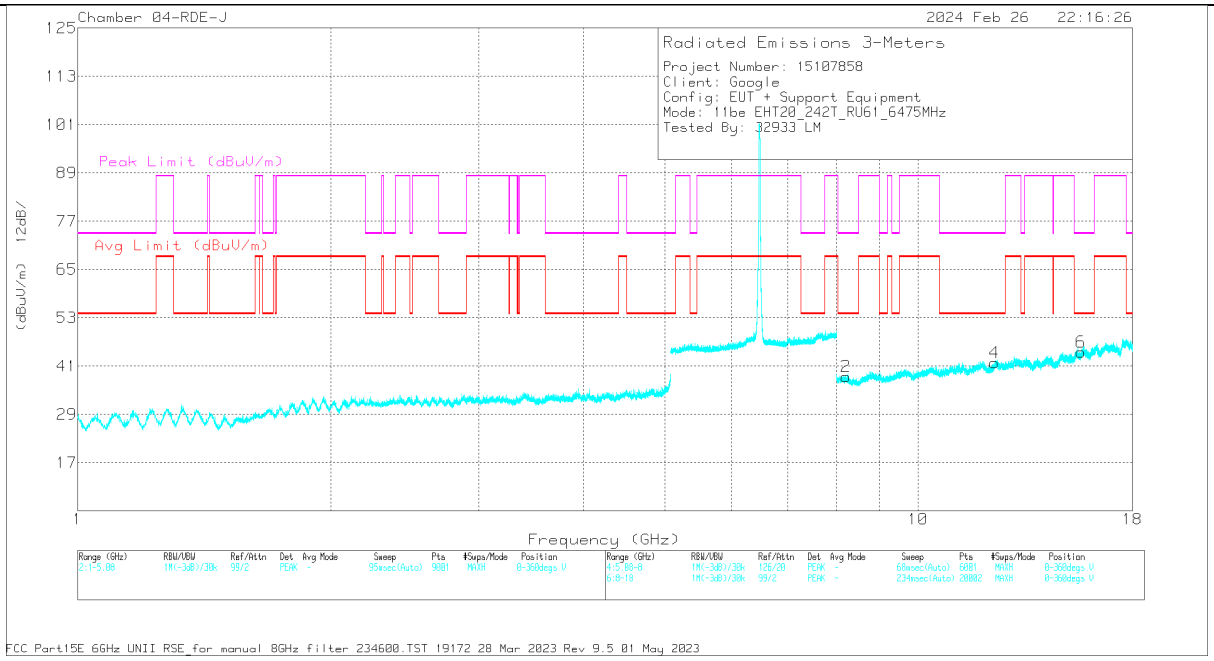

VERTICAL

UL VERIFICATION SERVICES INC.
47173 Benicia Street, Fremont, CA 94538, USA TEL:(510) 319-4000 FAX:(510) 661-0888

This report shall not be reproduced except in full, without the written approval of UL VERIFICATION SERVICES INC.

RADIATED EMISSIONS

Marker	Frequency (GHz)	Meter Reading (dBuV)	Det	222741 ACF 3m (dB/m)	Cbl/Amp (dB)	234600 8GHz HPF (dB)	DCCF (dB)	Corrected Reading (dBuV/m)	Avg Limit (dBuV/m)	Margin (dB)	Peak Limit (dBuV/m)	PK Margin (dB)	Azimuth (Degs)	Height (cm)	Polarity
1	* ** 8.235176	52.34	PK-U	35.9	-41.5	.7	0	47.44	-	-	74	-26.56	340	148	H
	* ** 8.235091	41.06	ADR	35.9	-41.5	.7	.15	36.31	54	-17.69	-	-	340	148	H
2	* ** 8.211256	52.44	PK-U	35.9	-41.4	.8	0	47.74	-	-	74	-26.26	18	220	V
	* ** 8.21336	41.23	ADR	35.9	-41.6	.8	.15	36.48	54	-17.52	-	-	18	220	V
3	* ** 12.336267	51.9	PK-U	38.8	-40.1	.9	0	51.5	-	-	74	-22.5	69	361	H
	* ** 12.33468	40.4	ADR	38.8	-40	.9	.15	40.25	54	-13.75	-	-	69	361	H
4	* ** 12.336181	52.11	PK-U	38.8	-40.2	.9	0	51.61	-	-	74	-22.39	210	136	V
	* ** 12.335007	40.48	ADR	38.8	-40	.9	.15	40.33	54	-13.67	-	-	210	136	V
5	* ** 15.652691	53.06	PK-U	40.7	-40.7	.5	0	53.56	-	-	74	-20.44	241	217	H
	* ** 15.656085	41.51	ADR	40.7	-40.8	.5	.15	42.06	54	-11.94	-	-	241	217	H
6	* ** 15.626502	53.41	PK-U	40.7	-41	.5	0	53.61	-	-	74	-20.39	153	125	V
	* ** 15.625933	41.75	ADR	40.7	-40.9	.5	.15	42.2	54	-11.8	-	-	153	125	V

* - indicates frequency in CFR47 Pt 15 / IC RSS-Restricted Band
** - indicates frequency in Taiwan NCC LP0002 Restricted Band
PK-U - U-NII: Maximum Peak
ADR - U-NII AD primary method, RMS average

UL VERIFICATION SERVICES INC.
47173 Benicia Street, Fremont, CA 94538, USA TEL:(510) 319-4000 FAX:(510) 661-0888
This report shall not be reproduced except in full, without the written approval of UL VERIFICATION SERVICES INC.

HIGH CHANNEL

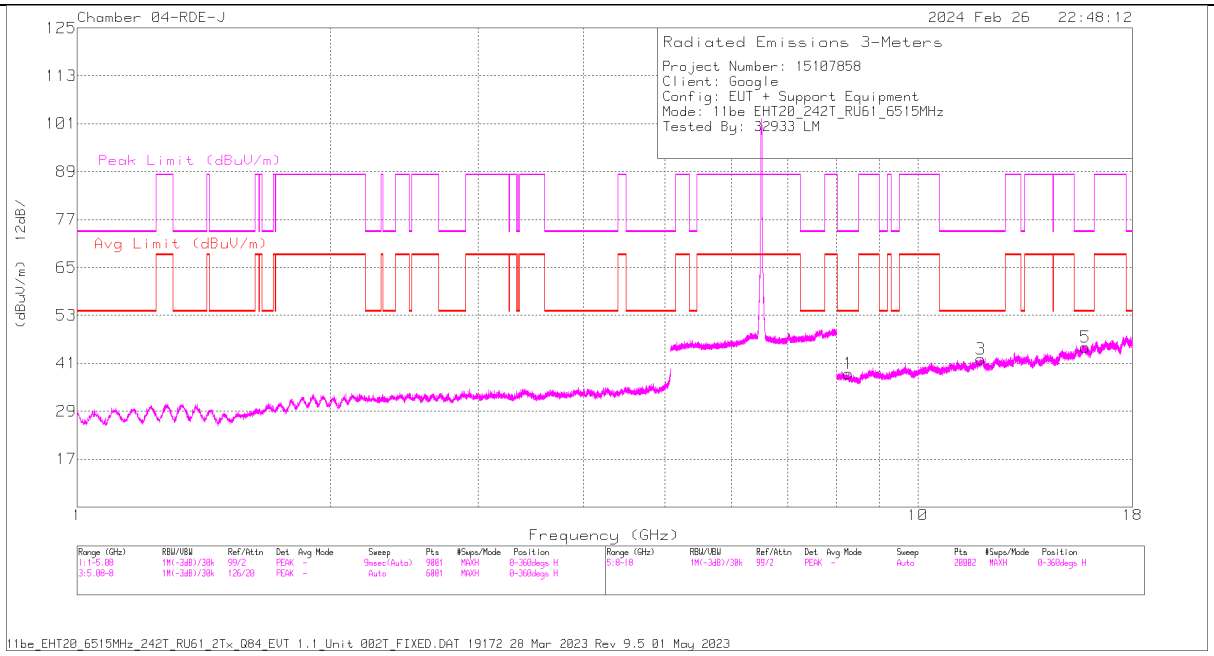

HORIZONTAL

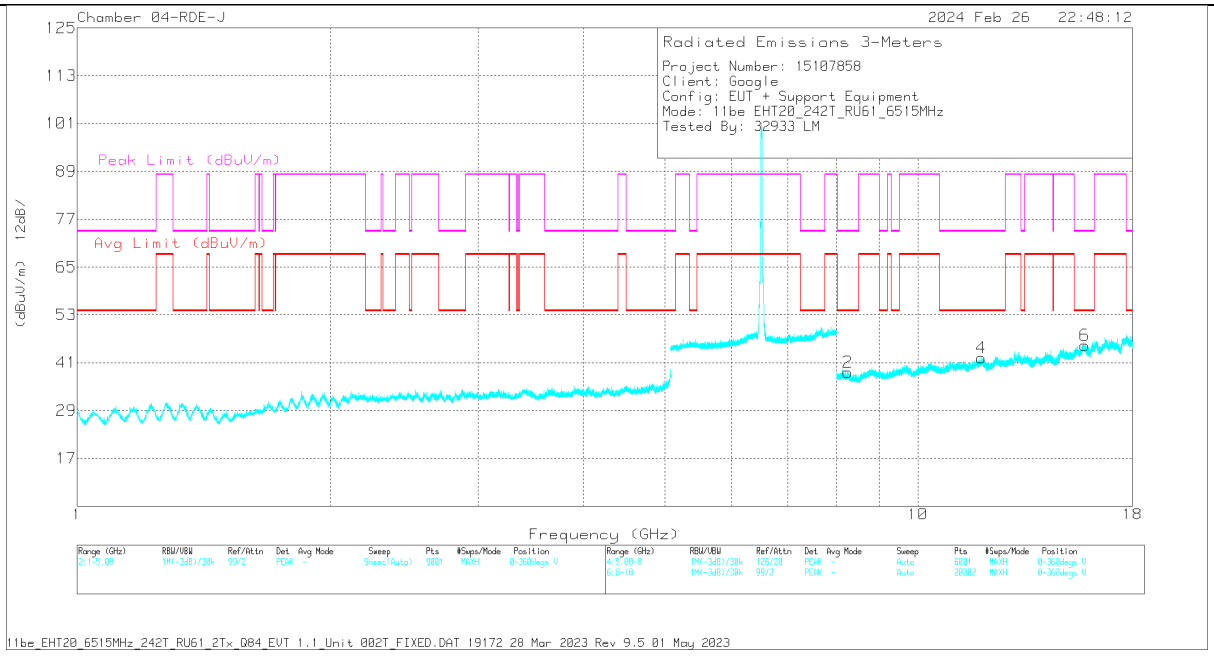

VERTICAL

UL VERIFICATION SERVICES INC.
47173 Benicia Street, Fremont, CA 94538, USA TEL:(510) 319-4000 FAX:(510) 661-0888

This report shall not be reproduced except in full, without the written approval of UL VERIFICATION SERVICES INC.

RADIATED EMISSIONS

Marker	Frequency (GHz)	Meter Reading (dBuV)	Det	222741 ACF 3m (dB/m)	Cbl/Amp (dB)	234600 8GHz HPF (dB)	DCCF (dB)	Corrected Reading (dBuV/m)	Avg Limit (dBuV/m)	Margin (dB)	Peak Limit (dBuV/m)	PK Margin (dB)	Azimuth (Degs)	Height (cm)	Polarity
1	* **8.274969	52.82	PK-U	35.8	-41.5	.7	0	47.82	-	-	74	-26.18	0	194	H
	* ** 8.275937	40.97	ADR	35.8	-41.4	.7	.15	36.22	54	-17.78	-	-	0	194	H
2	* ** 8.259951	52.82	PK-U	35.8	-41.4	.7	0	47.92	-	-	74	-26.08	178	154	V
	* ** 8.261301	41.28	ADR	35.8	-41.4	.7	.15	36.53	54	-17.47	-	-	178	154	V
3	* ** 11.883076	53	PK-U	38.6	-40.6	.8	0	51.8	-	-	74	-22.2	159	174	H
	* ** 11.88298	41.48	ADR	38.6	-40.6	.8	.15	40.43	54	-13.57	-	-	159	174	H
4	* ** 11.89806	53.35	PK-U	38.6	-40.6	.8	0	52.15	-	-	74	-21.85	307	272	V
	* ** 11.897152	41.37	ADR	38.6	-40.5	.8	.15	40.42	54	-13.58	-	-	307	272	V
5	* ** 15.810608	54.23	PK-U	41	-40.5	.5	0	55.23	-	-	74	-18.77	191	312	H
	* ** 15.811761	42.44	ADR	41	-40.5	.5	.15	43.59	54	-10.41	-	-	191	312	H
6	** **15.806953	53.76	PK-U	41	-40.4	.5	0	54.86	-	-	74	-19.14	91	237	V
	* ** 15.808813	42.21	ADR	41	-40.4	.5	.15	43.46	54	-10.54	-	-	91	237	V

* - indicates frequency in CFR47 Pt 15 / IC RSS-Restricted Band
** - indicates frequency in Taiwan NCC LP0002 Restricted Band
PK-U - U-NII: Maximum Peak
ADR - U-NII AD primary method, RMS average

UL VERIFICATION SERVICES INC.
47173 Benicia Street, Fremont, CA 94538, USA TEL:(510) 319-4000 FAX:(510) 661-0888
This report shall not be reproduced except in full, without the written approval of UL VERIFICATION SERVICES INC.

11.1.8. 802.11be EHT40 MODE IN THE UNII-6 BAND

2TX Tx0 + Tx1 OFDMA MODE: 484-Tones, RU 65

HARMONICS AND SPURIOUS EMISSIONS

LOW CHANNEL

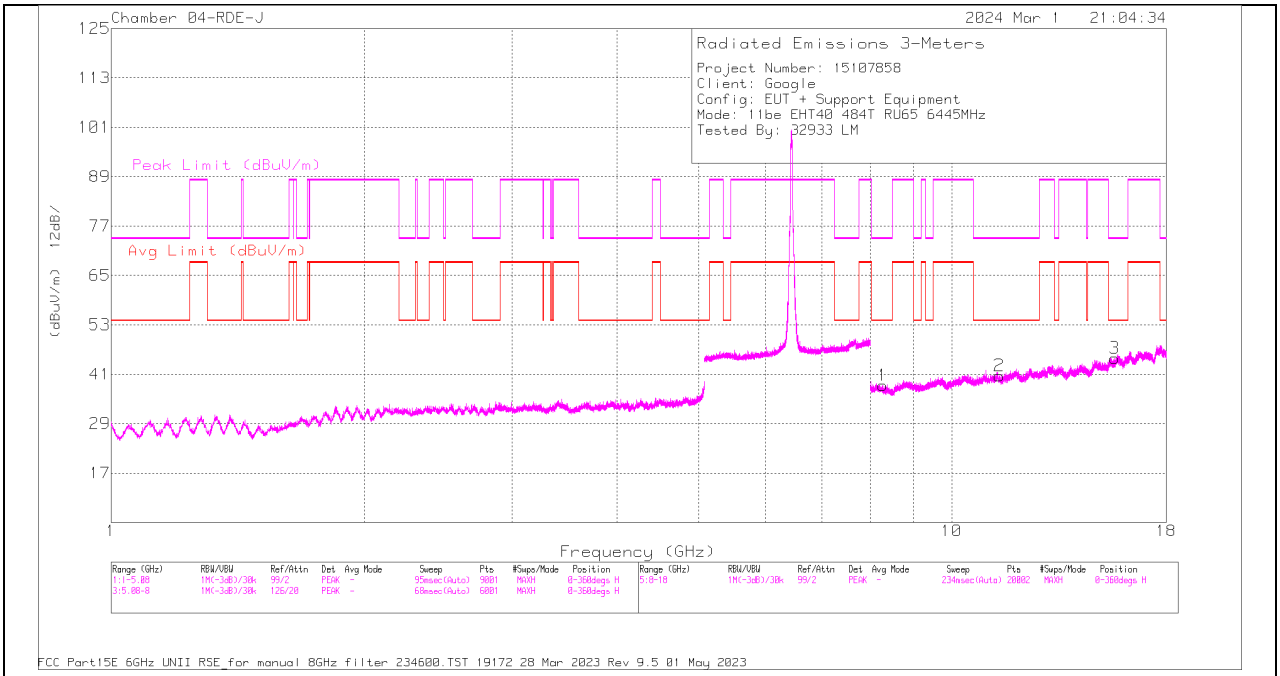

HORIZONTAL

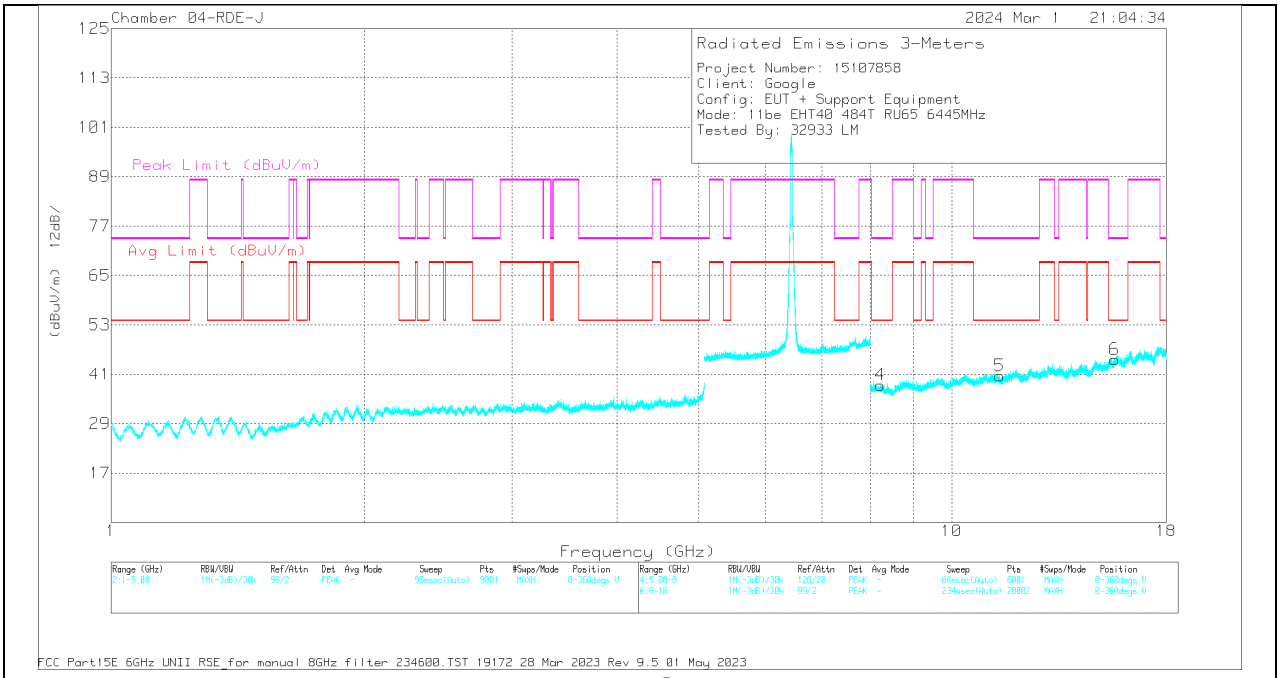

VERTICAL

UL VERIFICATION SERVICES INC.
47173 Benicia Street, Fremont, CA 94538, USA TEL:(510) 319-4000 FAX:(510) 661-0888
This report shall not be reproduced except in full, without the written approval of UL VERIFICATION SERVICES INC.

RADIATED EMISSIONS

Marker	Frequency (GHz)	Meter Reading (dBuV)	Det	222741 ACF 3m (dB/m)	Cbl/Amp (dB)	234600 8GHz HPF (dB)	DCCF (dB)	Corrected Reading (dBuV/m)	Avg Limit (dBuV/m)	Margin (dB)	Peak Limit (dBuV/m)	PK Margin (dB)	Azimuth (Degs)	Height (cm)	Polarity
1	* ** 8.277754	51.77	PK-U	35.8	-41.3	.8	0	47.07	-	-	74	-26.93	174	259	H
	* ** 8.277472	40.62	ADR	35.8	-41.3	.8	.27	36.19	54	-17.81	-	-	174	259	H
2	* ** 11.392736	52.43	PK-U	38.1	-40.5	.8	0	50.83	-	-	74	-23.17	311	205	H
	* ** 11.392912	40.87	ADR	38.1	-40.5	.8	.27	39.54	54	-14.46	-	-	311	205	H
3	* ** 15.623748	53.59	PK-U	40.7	-40.9	.5	0	53.89	-	-	74	-20.11	170	370	H
	* ** 15.623315	41.57	ADR	40.7	-40.8	.5	.27	42.24	54	-11.76	-	-	170	370	H
4	* ** 8.230826	53	PK-U	35.9	-41.5	.7	0	48.1	-	-	74	-25.9	255	396	V
	* ** 8.227729	40.97	ADR	35.9	-41.4	.7	.27	36.44	54	-17.56	-	-	255	396	V
5	* ** 11.400476	52.31	PK-U	38.1	-40.5	.8	0	50.71	-	-	74	-23.29	32	226	V
	* ** 11.40341	40.88	ADR	38.1	-40.7	.8	.27	39.35	54	-14.65	-	-	32	226	V
6	* ** 15.634009	53.09	PK-U	40.7	-41	.5	0	53.29	-	-	74	-20.71	110	169	V
	* ** 15.632754	41.67	ADR	40.7	-41.1	.5	.27	42.04	54	-11.96	-	-	110	169	V

* - indicates frequency in CFR47 Pt 15 / IC RSS-Restricted Band
** - indicates frequency in Taiwan NCC LP0002 Restricted Band
PK-U - U-NII: Maximum Peak
ADR - U-NII AD primary method, RMS average

UL VERIFICATION SERVICES INC.
47173 Benicia Street, Fremont, CA 94538, USA TEL:(510) 319-4000 FAX:(510) 661-0888
This report shall not be reproduced except in full, without the written approval of UL VERIFICATION SERVICES INC.

HIGH STRADDLE

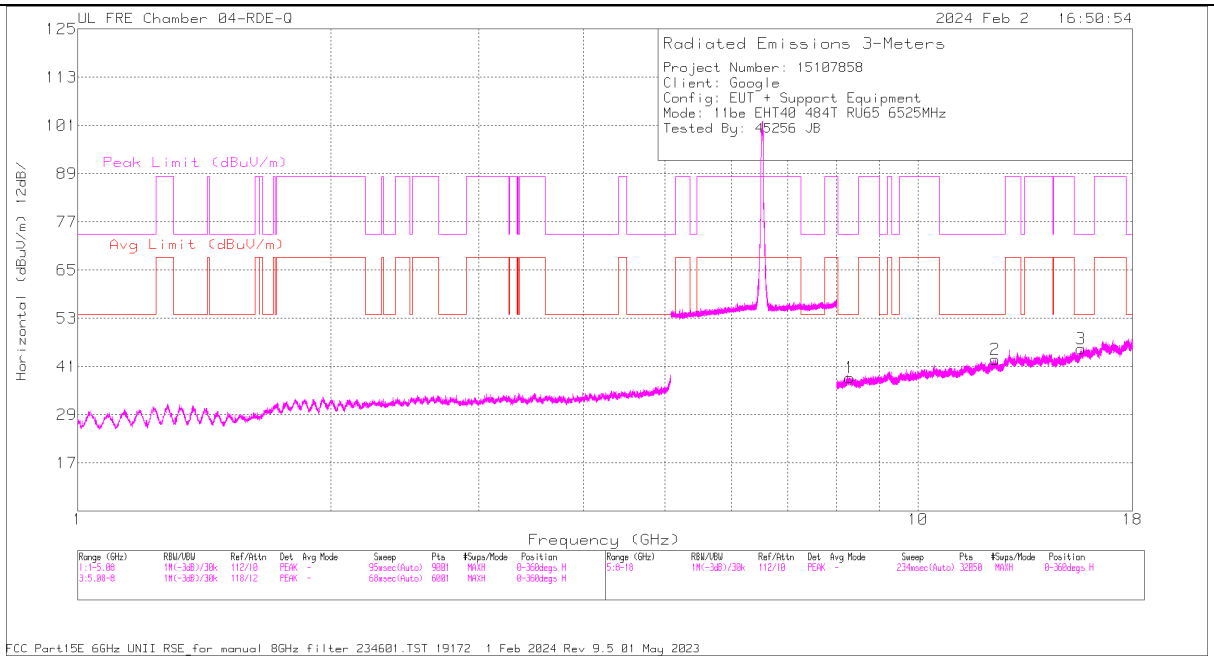

HORIZONTAL

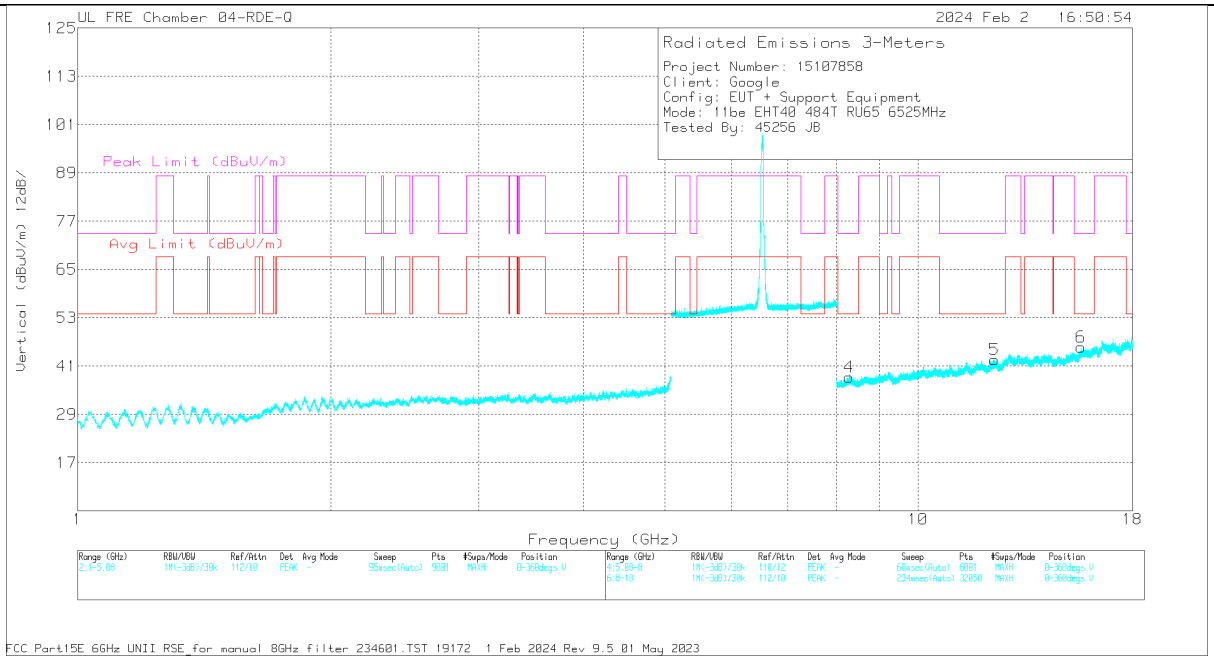

VERTICAL

UL VERIFICATION SERVICES INC.
47173 Benicia Street, Fremont, CA 94538, USA TEL:(510) 319-4000 FAX:(510) 661-0888

This report shall not be reproduced except in full, without the written approval of UL VERIFICATION SERVICES INC.

RADIATED EMISSIONS

Marker	Frequency (GHz)	Meter Reading (dBuV)	Det	84796 ACF 3m (dB/m)	8 GHz HPF (dB)	DCCF (dB)	Gain/Loss (dB)	Corrected Reading (dBuV/m)	Avg Limit (dBuV/m)	Margin (dB)	Peak Limit (dBuV/m)	PK Margin (dB)	Azimuth (Degs)	Height (cm)	Polarity
1	* ** 8.288758	55.68	PK-U	35.9	.4	0	-44.26	47.72	-	-	74	-26.28	358	170	H
	* ** 8.289063	44.33	ADR	35.9	.4	.27	-44.26	36.64	54	-17.36	-	-	358	170	H
2	* ** 12.364113	54.52	PK-U	38.7	.4	0	-42.08	51.54	-	-	74	-22.46	200	170	H
	* ** 12.361135	43.05	ADR	38.7	.4	.27	-42.19	40.23	54	-13.77	-	-	200	170	H
3	* ** 15.647823	55.03	PK-U	40.4	.4	0	-41.21	54.62	-	-	74	-19.38	107	343	H
	* ** 15.648464	43.64	ADR	40.4	.4	.27	-41.23	43.48	54	-10.52	-	-	107	343	H
4	* ** 8.281453	55.8	PK-U	35.9	.4	0	-44.26	47.84	-	-	74	-26.16	197	202	V
	* ** 8.281079	44.57	ADR	35.9	.4	.27	-44.26	36.88	54	-17.12	-	-	197	202	V
5	* ** 12.341207	55.01	PK-U	38.7	.3	0	-42.31	51.7	-	-	74	-22.3	52	387	V
	* ** 12.338605	43.29	ADR	38.7	.3	.27	-42.27	40.29	54	-13.71	-	-	52	387	V
6	* ** 15.637173	56.04	PK-U	40.4	.4	0	-41.43	55.41	-	-	74	-18.59	94	390	V
	* ** 15.634904	44	ADR	40.4	.4	.27	-41.53	43.54	54	-10.46	-	-	94	390	V

* - indicates frequency in CFR47 Pt 15 / IC RSS-Restricted Band
** - indicates frequency in Taiwan NCC LP0002 Restricted Band
PK-U - U-NII: Maximum Peak
ADR - U-NII AD primary method, RMS average

UL VERIFICATION SERVICES INC.
47173 Benicia Street, Fremont, CA 94538, USA TEL:(510) 319-4000 FAX:(510) 661-0888
This report shall not be reproduced except in full, without the written approval of UL VERIFICATION SERVICES INC.

11.1.9. 802.11be EHT80 MODE IN THE UNII-6 BAND

2TX Tx0 + Tx1 OFDMA MODE: 996-Tones, RU 67

HARMONICS AND SPURIOUS EMISSIONS

MID CHANNEL

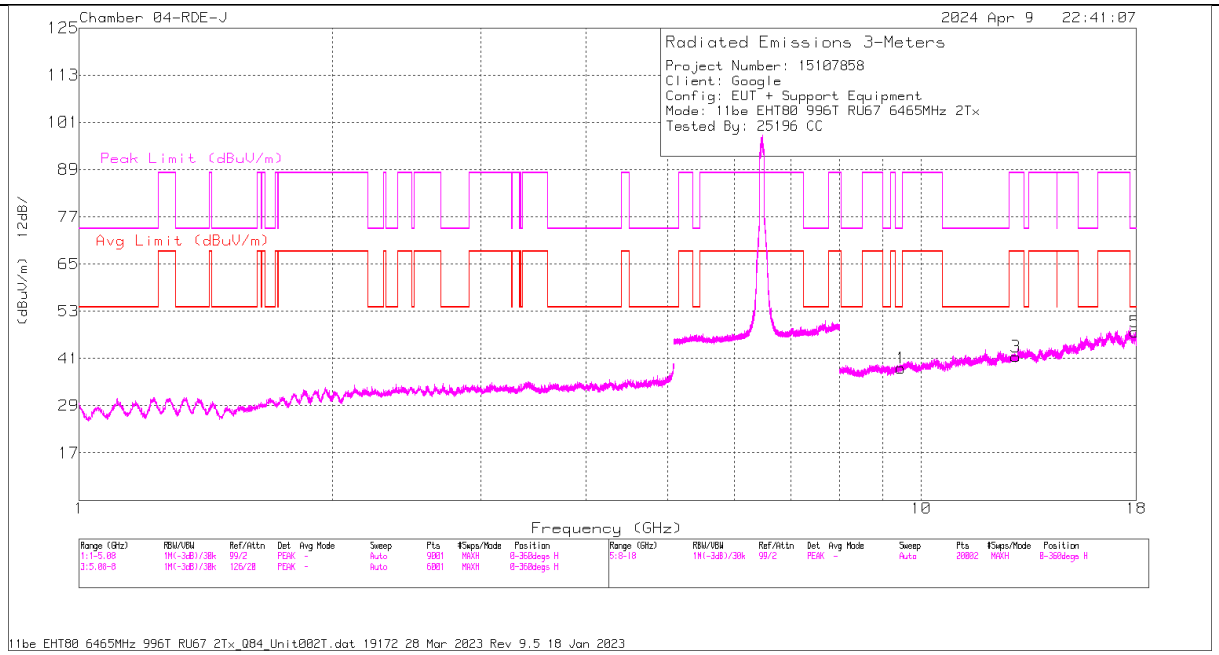

HORIZONTAL

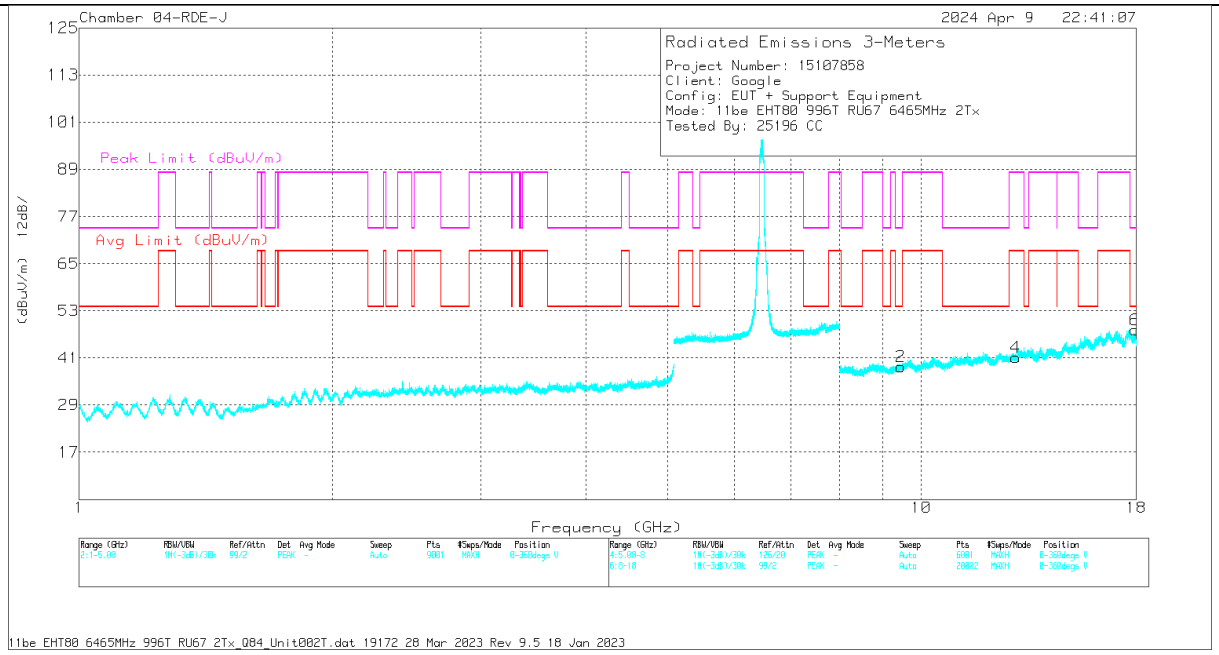

VERTICAL

UL VERIFICATION SERVICES INC.
47173 Benicia Street, Fremont, CA 94538, USA TEL:(510) 319-4000 FAX:(510) 661-0888
This report shall not be reproduced except in full, without the written approval of UL VERIFICATION SERVICES INC.

RADIATED EMISSIONS

Marker	Frequency (GHz)	Meter Reading (dBuV)	Det	222741 ACF 3m (dB/m)	Amp/Cbl (dB)	234600 8GHz HPF (dB)	DCCF (dB)	Corrected Reading (dBuV/m)	Avg Limit (dBuV/m)	Margin (dB)	Peak Limit (dBuV/m)	PK Margin (dB)	Azimuth (Degs)	Height (cm)	Polarity
1	* ** 9.456024	53.17	PK-U	36.5	-41.7	.7	0	48.67	-	-	74	-25.33	84	188	H
	* ** 9.457245	41.8	ADR	36.5	-41.7	.7	.50	37.8	54	-16.2	-	-	84	188	H
2	* ** 9.450887	53.29	PK-U	36.5	-41.7	.7	0	48.79	-	-	74	-25.21	330	247	V
	* ** 9.451151	41.62	ADR	36.5	-41.7	.7	.50	37.62	54	-16.38	-	-	330	247	V
3	12.941505	52.53	PK-U	38.9	-40.5	.9	0	51.83	-	-	88.2	-36.37	303	303	H
	12.942112	41	ADR	38.9	-40.4	.9	.50	40.9	68.2	-27.30	-	-	303	303	H
4	12.948044	53.1	PK-U	38.9	-40.4	.9	0	52.5	-	-	88.2	-35.7	220	283	V
	12.949426	41.07	ADR	38.9	-40.3	.9	.50	41.07	68.2	-27.13	-	-	220	283	V
5	* ** 17.946969	54.59	PK-U	41.9	-38.5	.5	0	58.49	-	-	74	-15.51	321	155	H
	* ** 17.946535	42.93	ADR	41.9	-38.5	.5	.50	47.33	54	-6.67	-	-	321	155	H
6	* ** 17.942406	54.59	PK-U	41.9	-38.4	.5	0	58.59	-	-	74	-15.41	246	220	V
	* ** 17.941477	42.72	ADR	41.9	-38.4	.5	.50	47.22	54	-6.78	-	-	246	220	V

* - indicates frequency in CFR47 Pt 15 / IC RSS-Restricted Band
** - indicates frequency in Taiwan NCC LP0002 Restricted Band
PK-U - U-NII: Maximum Peak

UL VERIFICATION SERVICES INC.
47173 Benicia Street, Fremont, CA 94538, USA TEL:(510) 319-4000 FAX:(510) 661-0888
This report shall not be reproduced except in full, without the written approval of UL VERIFICATION SERVICES INC.

11.1.10. 802.11be EHT160 MODE IN THE UNII-6 BAND

2TX Tx0 + Tx1 OFDMA MODE: SU

HARMONICS AND SPURIOUS EMISSIONS

STRADDLE CHANNEL

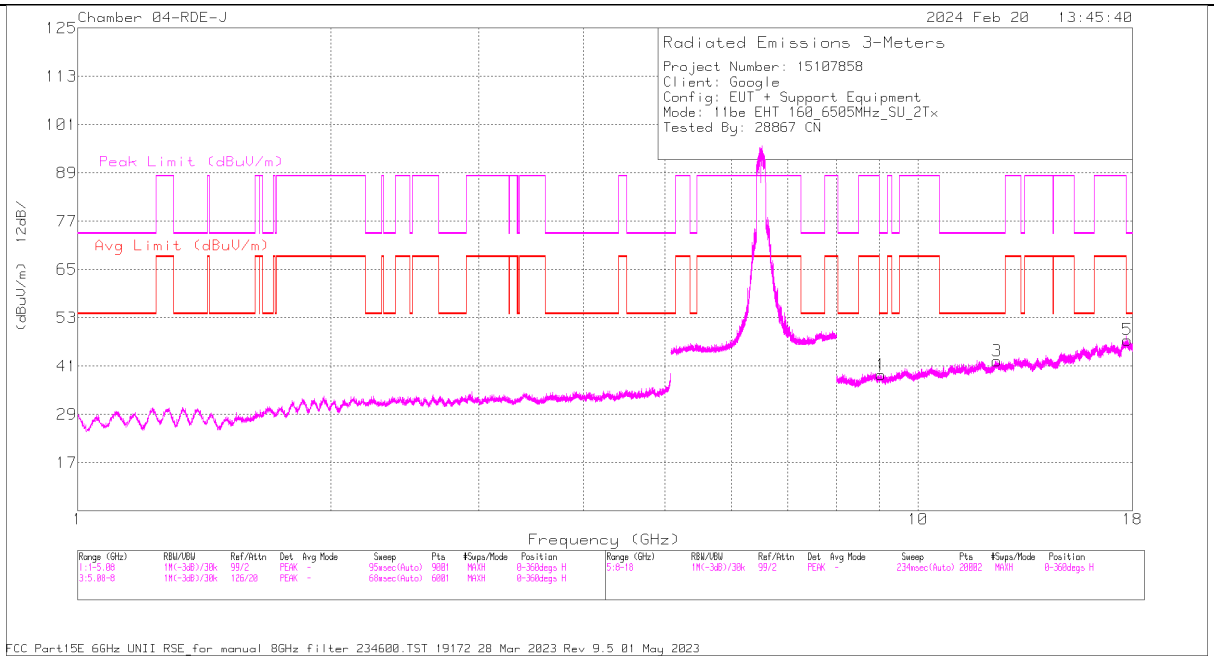

HORIZONTAL

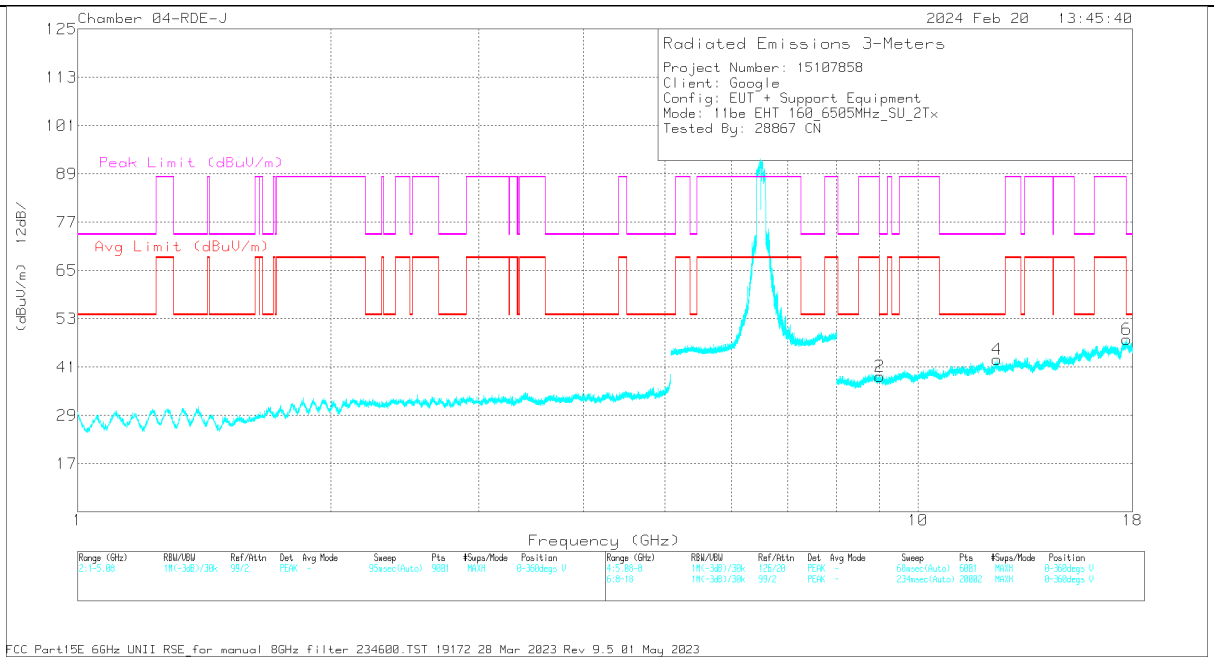

VERTICAL

UL VERIFICATION SERVICES INC.
47173 Benicia Street, Fremont, CA 94538, USA TEL:(510) 319-4000 FAX:(510) 661-0888
This report shall not be reproduced except in full, without the written approval of UL VERIFICATION SERVICES INC.

RADIATED EMISSIONS

Marker	Frequency (GHz)	Meter Reading (dBuV)	Det	222741 ACF 3m (dB/m)	Cbl/Amp (dB)	234600 8GHz HPF (dB)	DCCF (dB)	Corrected Reading (dBuV/m)	Avg Limit (dBuV/m)	Margin (dB)	Peak Limit (dBuV/m)	PK Margin (dB)	Azimuth (Degs)	Height (cm)	Polarity
1	* ** 9.037994	53.11	PK-U	36.1	-41.5	.8	0	48.51	-	-	74	-25.49	122	397	H
	* ** 9.036946	41.57	ADR	36.1	-41.5	.8	.21	37.18	54	-16.82	-	-	122	397	H
3	* ** 12.416304	52.31	PK-U	38.9	-39.7	.9	0	52.41	-	-	74	-21.59	338	397	H
	* ** 12.411047	40.96	ADR	38.9	-39.8	.9	.21	41.17	54	-12.83	-	-	338	397	H
5	* ** 17.742458	54.7	PK-U	42.1	-40.6	.4	0	56.6	-	-	74	-17.4	308	296	H
	* ** 17.742075	42.99	ADR	42.1	-40.6	.4	.21	45.10	54	-8.90	-	-	308	296	H
2	* ** 9.015499	52.51	PK-U	36.1	-41.5	.9	0	48.01	-	-	74	-25.99	61	101	V
	* ** 9.006062	41.24	ADR	36.1	-41.7	.9	.21	36.75	54	-17.25	-	-	61	101	V
4	* ** 12.409565	52.55	PK-U	38.9	-39.8	.9	0	52.55	-	-	74	-21.45	242	113	V
	* ** 12.411088	40.89	ADR	38.9	-39.8	.9	.21	41.10	54	-12.90	-	-	242	113	V
6	* ** 17.72043	55.02	PK-U	42.1	-40.4	.5	0	57.22	-	-	74	-16.78	172	341	V
	* ** 17.720592	42.97	ADR	42.1	-40.4	.5	.21	45.38	54	-8.62	-	-	172	341	V

* - indicates frequency in CFR47 Pt 15 / IC RSS-Restricted Band
** - indicates frequency in Taiwan NCC LP0002 Restricted Band
PK-U - U-NII: Maximum Peak
ADR - U-NII AD primary method, RMS average

UL VERIFICATION SERVICES INC.
47173 Benicia Street, Fremont, CA 94538, USA TEL:(510) 319-4000 FAX:(510) 661-0888
This report shall not be reproduced except in full, without the written approval of UL VERIFICATION SERVICES INC.

11.1.11. 802.11a MODE IN THE UNII-7 BAND

2Tx Tx0 + Tx1

HARMONICS AND SPURIOUS EMISSIONS

LOW CHANNEL

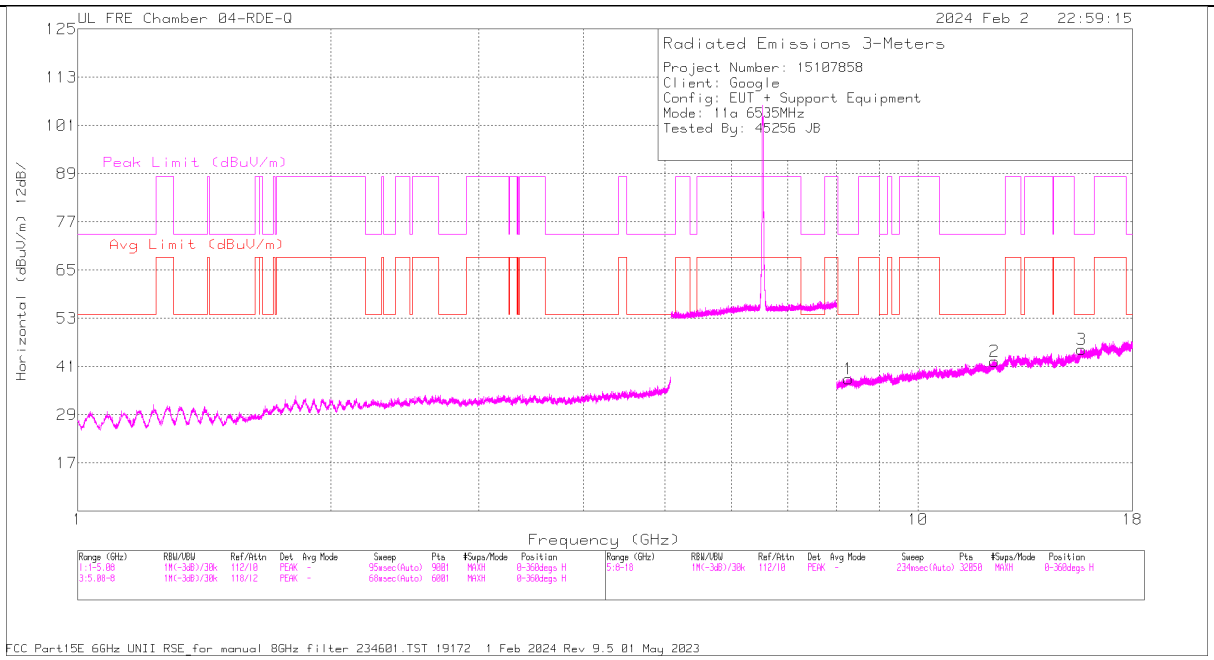

HORIZONTAL

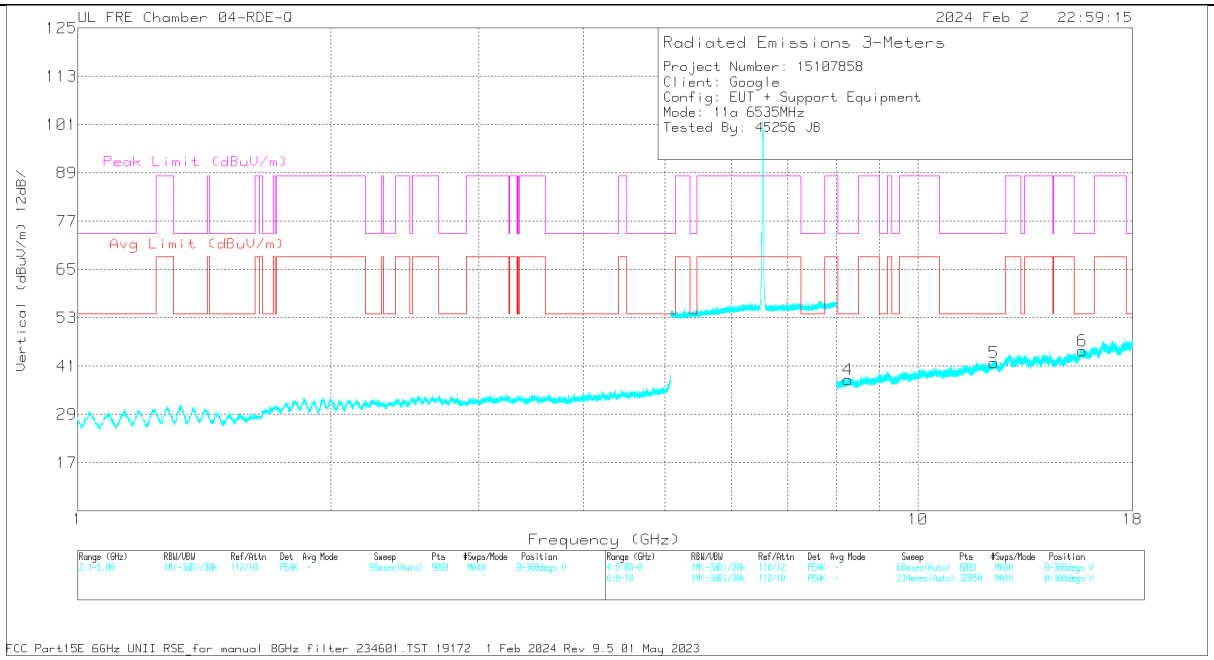

VERTICAL

UL VERIFICATION SERVICES INC.
47173 Benicia Street, Fremont, CA 94538, USA TEL:(510) 319-4000 FAX:(510) 661-0888

This report shall not be reproduced except in full, without the written approval of UL VERIFICATION SERVICES INC.

RADIATED EMISSIONS

Marker	Frequency (GHz)	Meter Reading (dBuV)	Det	84796 ACF 3m (dB/m)	8 GHz HPF (dB)	Gain/Loss (dB)	Corrected Reading (dBuV/m)	Avg Limit (dBuV/m)	Margin (dB)	Peak Limit (dBuV/m)	PK Margin (dB)	Azimuth (Degs)	Height (cm)	Polarity
1	* ** 8.271546	55.88	PK-U	35.9	.4	-44.28	47.9	-	-	74	-26.1	328	229	H
	* ** 8.272676	44.17	ADR	35.9	.4	-44.28	36.19	54	-17.81	-	-	328	229	H
2	* ** 12.327258	54.75	PK-U	38.7	.3	-42.51	51.24	-	-	74	-22.76	218	378	H
	* ** 12.326255	43.38	ADR	38.7	.3	-42.5	39.88	54	-14.12	-	-	218	378	H
3	* ** 15.654498	55.41	PK-U	40.4	.4	-41.26	54.95	-	-	74	-19.05	125	293	H
	* ** 15.653218	44.02	ADR	40.4	.4	-41.24	43.58	54	-10.42	-	-	125	293	H
4	* ** 8.249047	55.57	PK-U	35.9	.4	-44	47.87	-	-	74	-26.13	174	288	V
	* ** 8.250659	43.81	ADR	35.9	.4	-44.06	36.05	54	-17.95	-	-	174	288	V
5	* ** 12.318717	55.54	PK-U	38.7	.3	-42.57	51.97	-	-	74	-22.03	240	374	V
	* ** 12.322165	43.37	ADR	38.7	.3	-42.5	39.87	54	-14.13	-	-	240	374	V
6	* ** 15.68294	55.91	PK-U	40.5	.4	-42.03	54.78	-	-	74	-19.22	323	269	V
	* ** 15.684136	44.18	ADR	40.5	.4	-42.03	43.05	54	-10.95	-	-	323	269	V

* - indicates frequency in CFR47 Pt 15 / IC RSS-Restricted Band
** - indicates frequency in Taiwan NCC LP0002 Restricted Band
PK-U - U-NII: Maximum Peak
ADR - U-NII AD primary method, RMS average

UL VERIFICATION SERVICES INC.
47173 Benicia Street, Fremont, CA 94538, USA TEL:(510) 319-4000 FAX:(510) 661-0888
This report shall not be reproduced except in full, without the written approval of UL VERIFICATION SERVICES INC.

MID CHANNEL

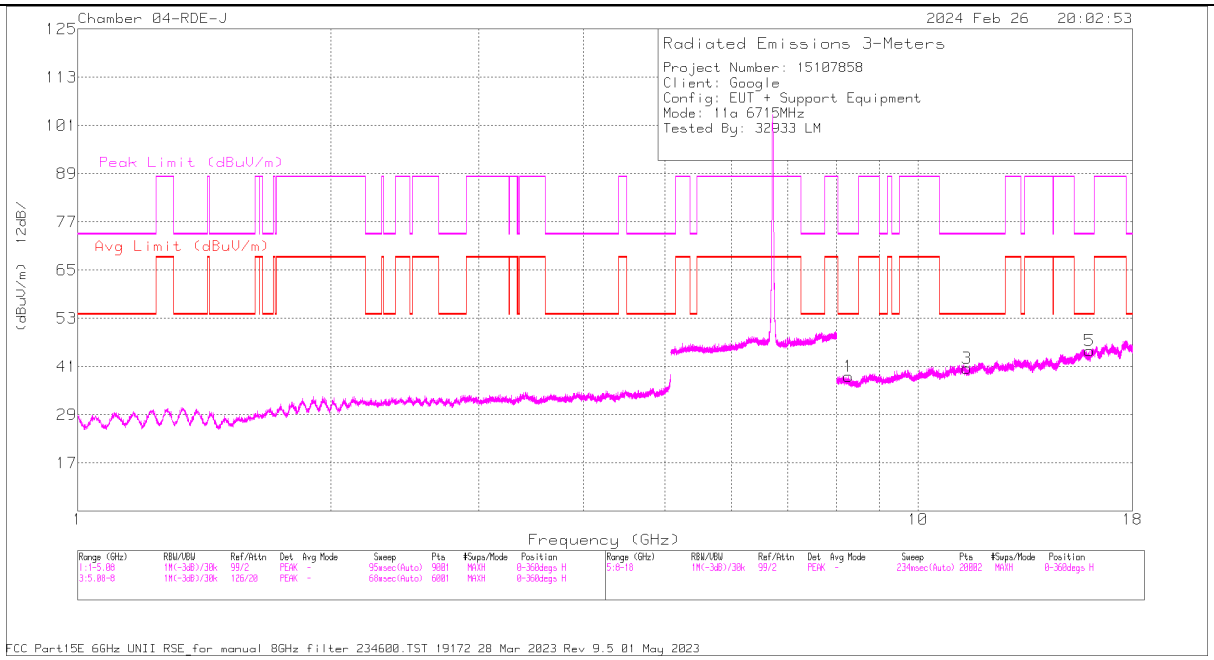

HORIZONTAL

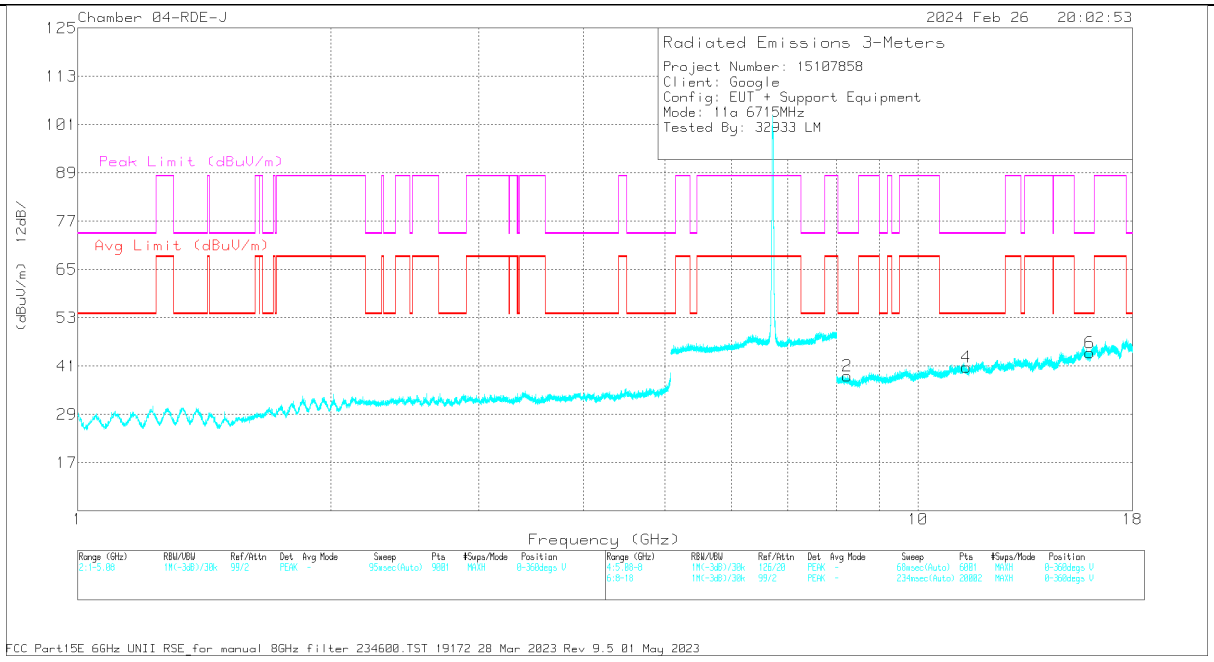

VERTICAL

UL VERIFICATION SERVICES INC.
47173 Benicia Street, Fremont, CA 94538, USA TEL:(510) 319-4000 FAX:(510) 661-0888

This report shall not be reproduced except in full, without the written approval of UL VERIFICATION SERVICES INC.

RADIATED EMISSIONS

Marker	Frequency (GHz)	Meter Reading (dBuV)	Det	222741 ACF 3m (dB/m)	Cbl/Amp (dB)	234600 8GHz HPF (dB)	Corrected Reading (dBuV/m)	Avg Limit (dBuV/m)	Margin (dB)	Peak Limit (dBuV/m)	PK Margin (dB)	Azimuth (Degs)	Height (cm)	Polarity
1	* ** 8.272459	53.06	PK-U	35.8	-41.4	.7	48.16	-	-	74	-25.84	99	357	H
	* ** 8.270207	40.78	ADR	35.8	-41.4	.7	35.88	54	-18.12	-	-	99	357	H
2	* ** 8.244926	52.3	PK-U	35.8	-41.4	.7	47.4	-	-	74	-26.6	131	327	V
	* ** 8.243088	40.99	ADR	35.9	-41.4	.7	36.19	54	-17.81	-	-	131	327	V
3	* ** 11.439945	53.07	PK-U	38.2	-41.3	.8	50.77	-	-	74	-23.23	340	251	H
	* ** 11.440952	41.02	ADR	38.2	-41.1	.8	38.92	54	-15.08	-	-	340	251	H
4	* ** 11.417574	52.28	PK-U	38.1	-40.9	.8	50.28	-	-	74	-23.72	284	179	V
	* ** 11.414728	40.8	ADR	38.1	-40.7	.8	39	54	-15	-	-	284	179	V
5	* ** 16.001136	53.23	PK-U	41.3	-40.5	.4	54.43	-	-	74	-19.57	44	252	H
	* ** 16.00002	41.54	ADR	41.3	-40.5	.4	42.74	54	-11.26	-	-	44	252	H
6	* ** 16.014109	53.11	PK-U	41.3	-40.4	.4	54.41	-	-	74	-19.59	95	256	V
	* ** 16.013017	41.2	ADR	41.3	-40.3	.4	42.6	54	-11.4	-	-	95	256	V

* - indicates frequency in CFR47 Pt 15 / IC RSS-Restricted Band
** - indicates frequency in Taiwan NCC LP0002 Restricted Band
PK-U - U-NII: Maximum Peak
ADR - U-NII AD primary method, RMS average

UL VERIFICATION SERVICES INC.
47173 Benicia Street, Fremont, CA 94538, USA TEL:(510) 319-4000 FAX:(510) 661-0888
This report shall not be reproduced except in full, without the written approval of UL VERIFICATION SERVICES INC.

HIGH CHANNEL (Channel 181, 6855MHz for standard power)

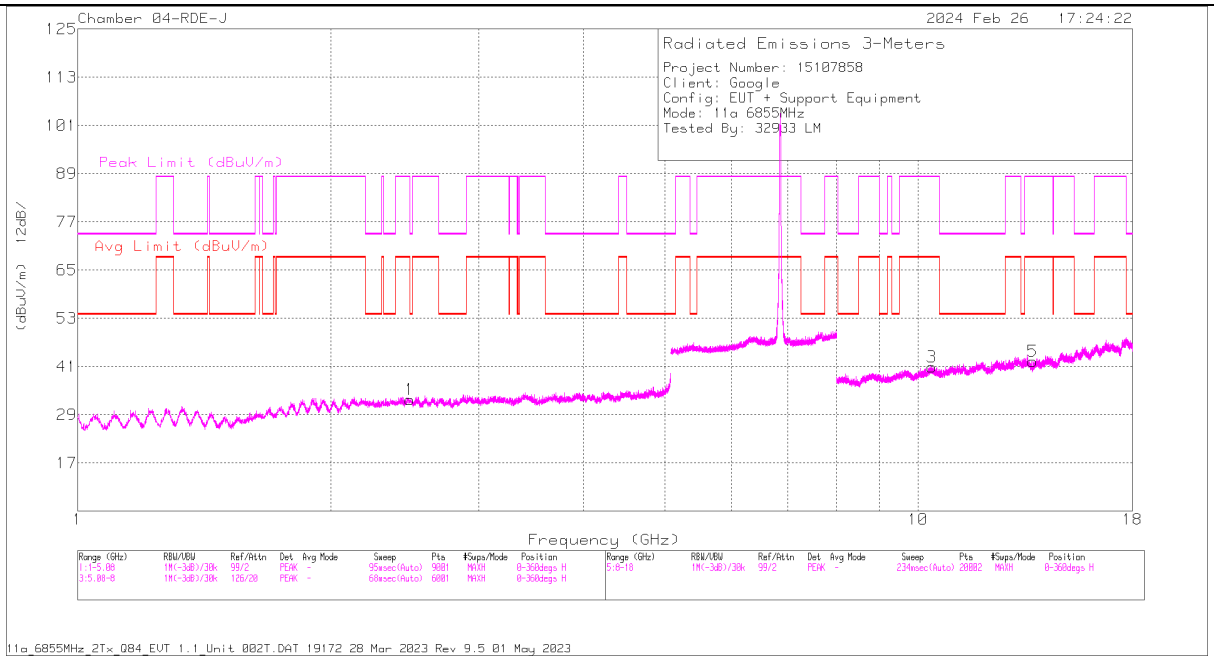

HORIZONTAL

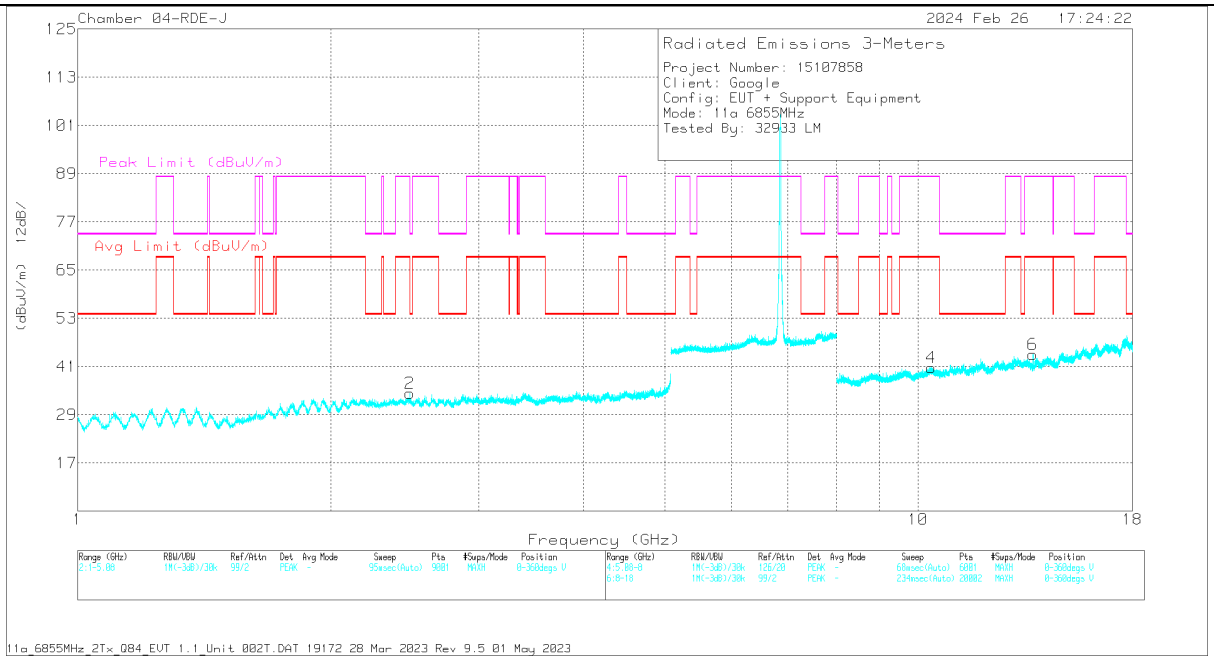

VERTICAL

UL VERIFICATION SERVICES INC.
47173 Benicia Street, Fremont, CA 94538, USA TEL:(510) 319-4000 FAX:(510) 661-0888
This report shall not be reproduced except in full, without the written approval of UL VERIFICATION SERVICES INC.

RADIATED EMISSIONS

Marker	Frequency (GHz)	Meter Reading (dBuV)	Det	222741 ACF 3m (dB/m)	Cbl/Amp (dB)	DCCF (dB)	Corrected Reading (dBuV/m)	Avg Limit (dBuV/m)	Margin (dB)	Peak Limit (dBuV/m)	PK Margin (dB)	Azimuth (Degs)	Height (cm)	Polarity
1	* ** 2.498401	61.16	PK-U	32.3	-46.1	0	47.36	-	-	74	-26.64	350	136	H
	* ** 2.498001	46.26	ADR	32.3	-46.1	0	32.46	54	-21.54	-	-	350	136	H
2	* ** 2.486671	57.21	PK-U	32.3	-46.2	0	43.31	-	-	74	-30.69	255	220	V
	* ** 2.48634	45.78	ADR	32.3	-46.1	0	31.98	54	-22.02	-	-	255	220	V

* - indicates frequency in CFR47 Pt 15 / IC RSS-Restricted Band
** - indicates frequency in Taiwan NCC LP0002 Restricted Band
PK-U - U-NII: Maximum Peak
ADR - U-NII AD primary method, RMS average

Marker	Frequency (GHz)	Meter Reading (dBuV)	Det	222741 ACF 3m (dB/m)	Cbl/Amp (dB)	234600 8GHz HPF (dB)	DCCF (dB)	Corrected Reading (dBuV/m)	Avg Limit (dBuV/m)	Margin (dB)	Peak Limit (dBuV/m)	PK Margin (dB)	Azimuth (Degs)	Height (cm)	Polarity
3	10.394392	41.72	ADR	37.4	-40.9	.7	0	38.92	68.2	-29.28	-	-	314	218	H
	10.394747	53.72	PK-U	37.4	-40.8	.7	0	51.02	-	-	88.2	-37.18	314	218	H
4	10.37699	41.79	ADR	37.4	-40.6	.7	0	39.29	68.2	-28.91	-	-	96	251	V
	10.379544	53.23	PK-U	37.4	-40.6	.7	0	50.73	-	-	88.2	-37.47	96	251	V
5	13.708913	53.98	PK-U	38.6	-40.8	.8	0	52.58	-	-	88.2	-35.62	53	212	H
	13.708813	42.2	ADR	38.6	-40.8	.8	0	40.8	68.2	-27.4	-	-	53	212	H
6	13.70869	57.06	PK-U	38.6	-40.8	.8	0	55.66	-	-	88.2	-32.54	71	103	V
	13.709125	45.66	ADR	38.6	-40.8	.8	0	44.26	68.2	-23.94	-	-	71	103	V

* - indicates frequency in CFR47 Pt 15 / IC RSS-Restricted Band
** - indicates frequency in Taiwan NCC LP0002 Restricted Band
PK-U - U-NII: Maximum Peak
ADR - U-NII AD primary method, RMS average

UL VERIFICATION SERVICES INC.
47173 Benicia Street, Fremont, CA 94538, USA TEL:(510) 319-4000 FAX:(510) 661-0888
This report shall not be reproduced except in full, without the written approval of UL VERIFICATION SERVICES INC.

HIGH STRADDLE (Channel 185, 6875MHz for low power)

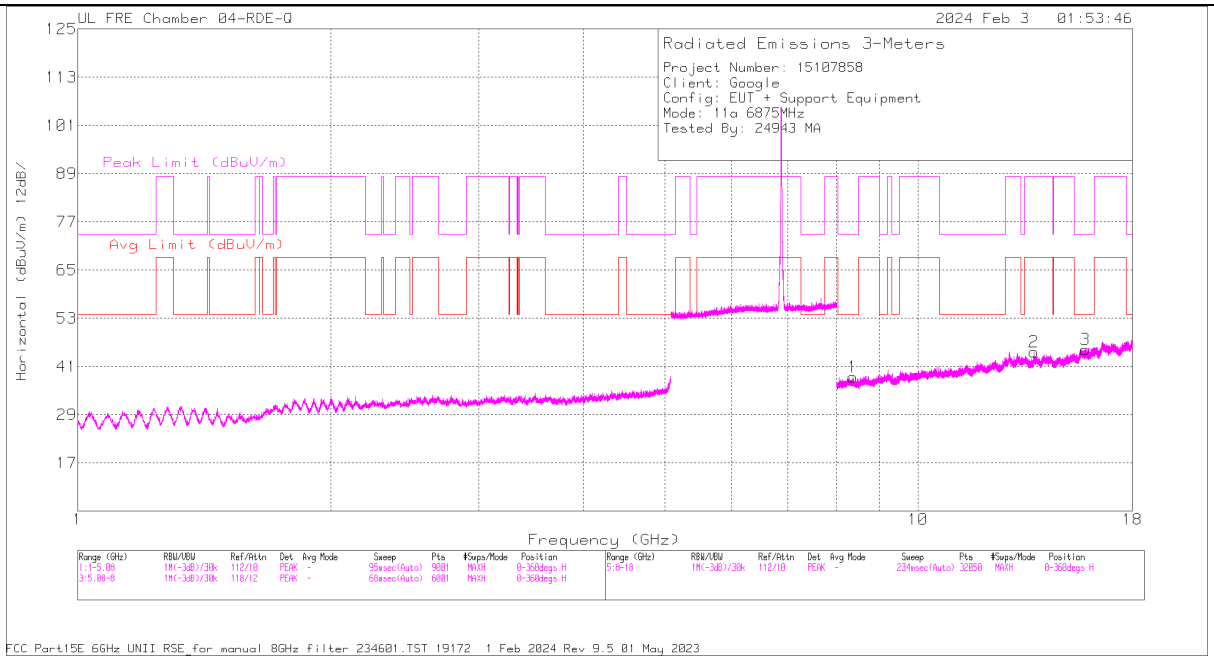

HORIZONTAL

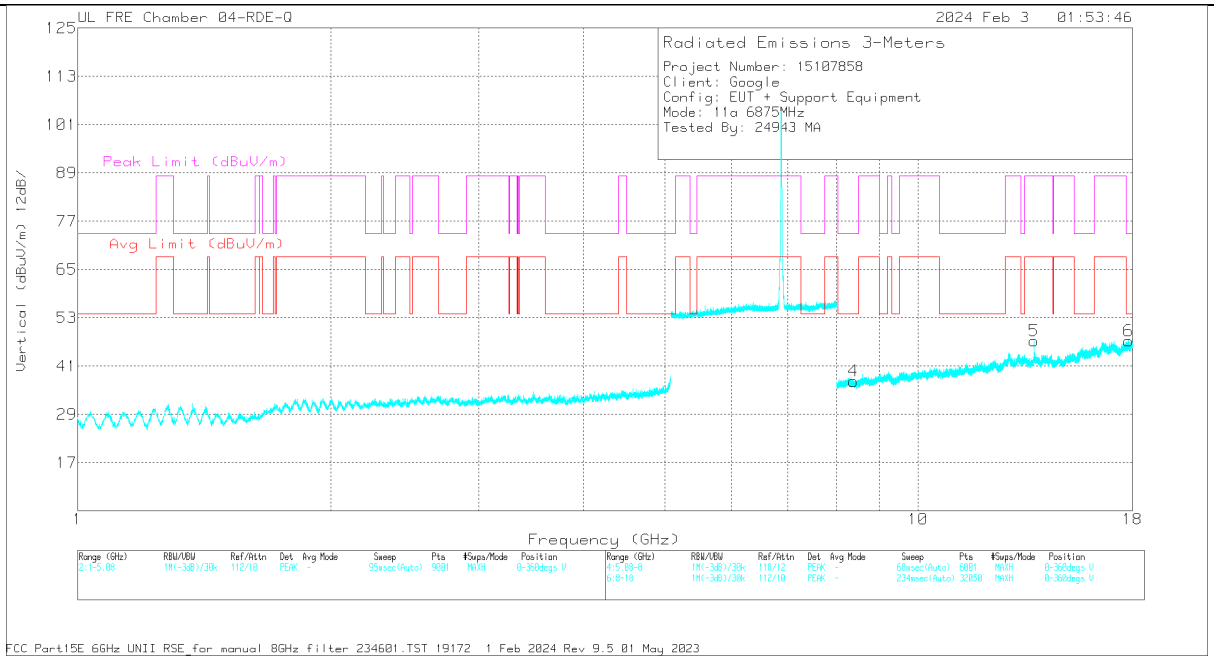

VERTICAL

UL VERIFICATION SERVICES INC.
47173 Benicia Street, Fremont, CA 94538, USA TEL:(510) 319-4000 FAX:(510) 661-0888
This report shall not be reproduced except in full, without the written approval of UL VERIFICATION SERVICES INC.

RADIATED EMISSIONS

Marker	Frequency (GHz)	Meter Reading (dBuV)	Det	84796 ACF 3m (dB/m)	8 GHz HPF (dB)	DCCF (dB)	Gain/Loss (dB)	Corrected Reading (dBuV/m)	Avg Limit (dBuV/m)	Margin (dB)	Peak Limit (dBuV/m)	PK Margin (dB)	Azimuth (Degs)	Height (cm)	Polarity
1	* ** 8.363465	54.52	PK-U	35.9	.5	0	-43.79	47.13	-	-	74	-26.87	347	100	H
	* ** 8.36542	43.5	ADR	35.9	.5	0	-43.81	36.09	54	-17.91	-	-	347	100	H
2	13.742955	44.9	ADR	39.3	.5	0	-43.28	41.42	68.2	-26.78	-	-	45	336	H
	13.743519	56.15	PK-U	39.3	.5	0	-43.27	52.68	-	-	88.2	-35.52	45	336	H
3	* ** 15.821892	56.21	PK-U	40.5	.3	0	-41.99	55.02	-	-	74	-18.98	347	100	H
	* ** 15.821296	44.46	ADR	40.5	.3	0	-41.98	43.28	54	-10.72	-	-	347	100	H
4	* ** 8.379859	55.19	PK-U	35.9	.5	0	-43.91	47.68	-	-	74	-26.32	347	100	V
	* ** 8.379665	43.56	ADR	35.9	.5	0	-43.9	36.06	54	-17.94	-	-	347	100	V
5	13.748833	48.72	ADR	39.3	.5	0	-43.29	45.23	68.2	-22.97	-	-	347	128	V
	13.749189	60.3	PK-U	39.3	.5	0	-43.28	56.82	-	-	88.2	-31.38	347	128	V
6	* ** 17.821373	56.03	PK-U	41.6	.3	0	-39.54	58.39	-	-	74	-15.61	347	100	V
	* ** 17.823611	43.72	ADR	41.6	.3	0	-39.61	46.01	54	-7.99	-	-	347	100	V

* - indicates frequency in CFR47 Pt 15 / IC RSS-Restricted Band
** - indicates frequency in Taiwan NCC LP0002 Restricted Band
PK-U - U-NII: Maximum Peak
ADR - U-NII AD primary method, RMS average

UL VERIFICATION SERVICES INC.
47173 Benicia Street, Fremont, CA 94538, USA TEL:(510) 319-4000 FAX:(510) 661-0888
This report shall not be reproduced except in full, without the written approval of UL VERIFICATION SERVICES INC.

11.1.12. 802.11be EHT20 MODE IN THE UNII-7 BAND

2TX Tx0 + Tx1 OFDMA MODE: 242-Tones, RU 61

HARMONICS AND SPURIOUS EMISSIONS

LOW CHANNEL

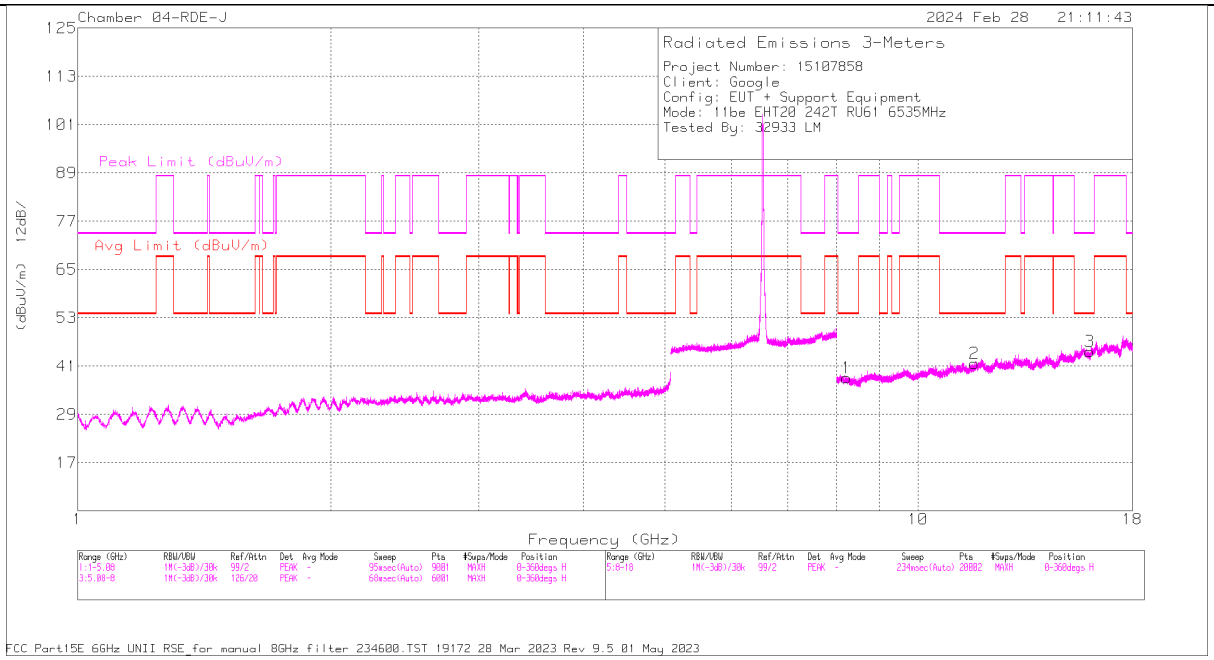

HORIZONTAL

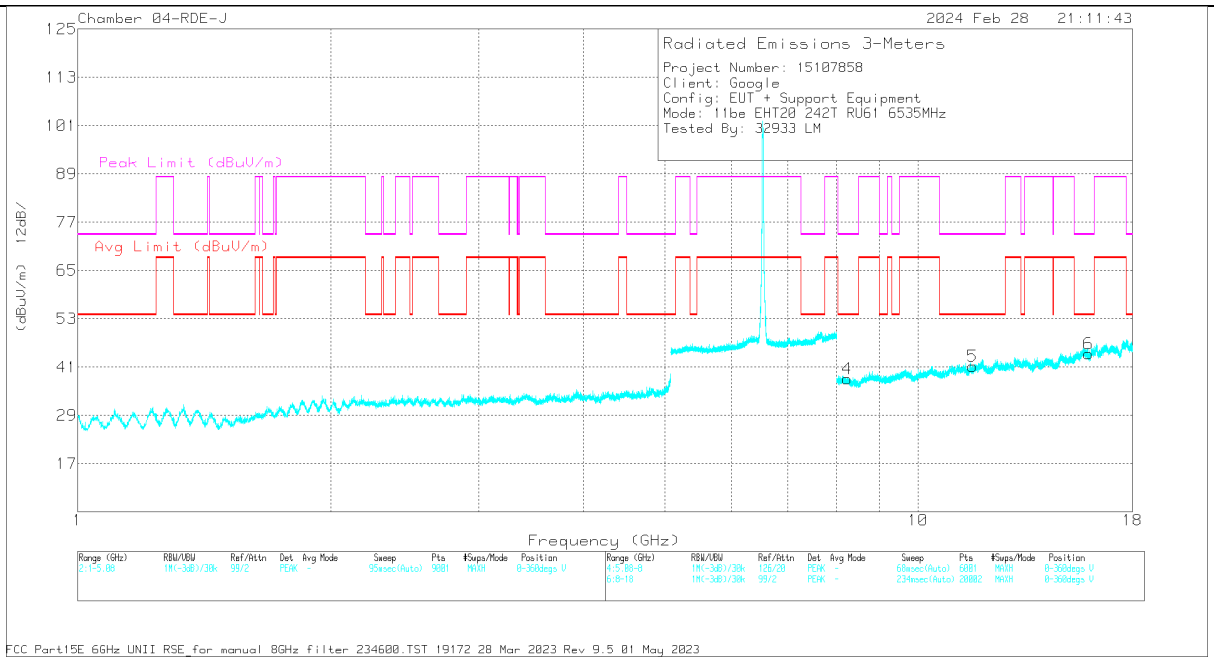

VERTICAL

UL VERIFICATION SERVICES INC.
47173 Benicia Street, Fremont, CA 94538, USA TEL:(510) 319-4000 FAX:(510) 661-0888
This report shall not be reproduced except in full, without the written approval of UL VERIFICATION SERVICES INC.

RADIATED EMISSIONS

Marker	Frequency (GHz)	Meter Reading (dBuV)	Det	222741 ACF 3m (dB/m)	Cbl/Amp (dB)	234600 8GHz HPF (dB)	DCCF (dB)	Corrected Reading (dBuV/m)	Avg Limit (dBuV/m)	Margin (dB)	Peak Limit (dBuV/m)	PK Margin (dB)	Azimuth (Degs)	Height (cm)	Polarity
1	* ** 8.226829	52.25	PK-U	35.9	-41.5	.7	0	47.35	-	-	74	-26.65	128	168	H
	* ** 8.224616	41.08	ADR	35.9	-41.5	.7	.15	36.33	54	-17.67	-	-	128	168	H
2	* ** 11.68278	53.23	PK-U	38.5	-40.6	.8	0	51.93	-	-	74	-22.07	303	324	H
	* ** 11.684851	41.35	ADR	38.5	-40.6	.8	.15	40.2	54	-13.8	-	-	303	324	H
3	* ** 16.004002	53.15	PK-U	41.3	-40.5	.4	0	54.35	-	-	74	-19.65	107	191	H
	* ** 16.005942	41.49	ADR	41.3	-40.4	.4	.15	42.94	54	-11.06	-	-	107	191	H
4	* ** 8.235593	52.31	PK-U	35.9	-41.4	.7	0	47.51	-	-	74	-26.49	183	220	V
	* ** 8.234627	41.07	ADR	35.9	-41.5	.7	.15	36.32	54	-17.68	-	-	183	220	V
5	* ** 11.617553	52.62	PK-U	38.4	-40.6	.8	0	51.22	-	-	74	-22.78	78	300	V
	* ** 11.617631	41.21	ADR	38.4	-40.6	.8	.15	39.96	54	-14.04	-	-	78	300	V
6	* ** 15.950028	54.68	PK-U	41.2	-41	.5	0	55.38	-	-	74	-18.62	187	111	V
	* ** 15.948561	42.36	ADR	41.2	-41.1	.5	.15	43.11	54	-10.89	-	-	187	111	V

* - indicates frequency in CFR47 Pt 15 / IC RSS-Restricted Band
** - indicates frequency in Taiwan NCC LP0002 Restricted Band
PK-U - U-NII: Maximum Peak
ADR - U-NII AD primary method, RMS average

UL VERIFICATION SERVICES INC.
47173 Benicia Street, Fremont, CA 94538, USA TEL:(510) 319-4000 FAX:(510) 661-0888
This report shall not be reproduced except in full, without the written approval of UL VERIFICATION SERVICES INC.

MID CHANNEL

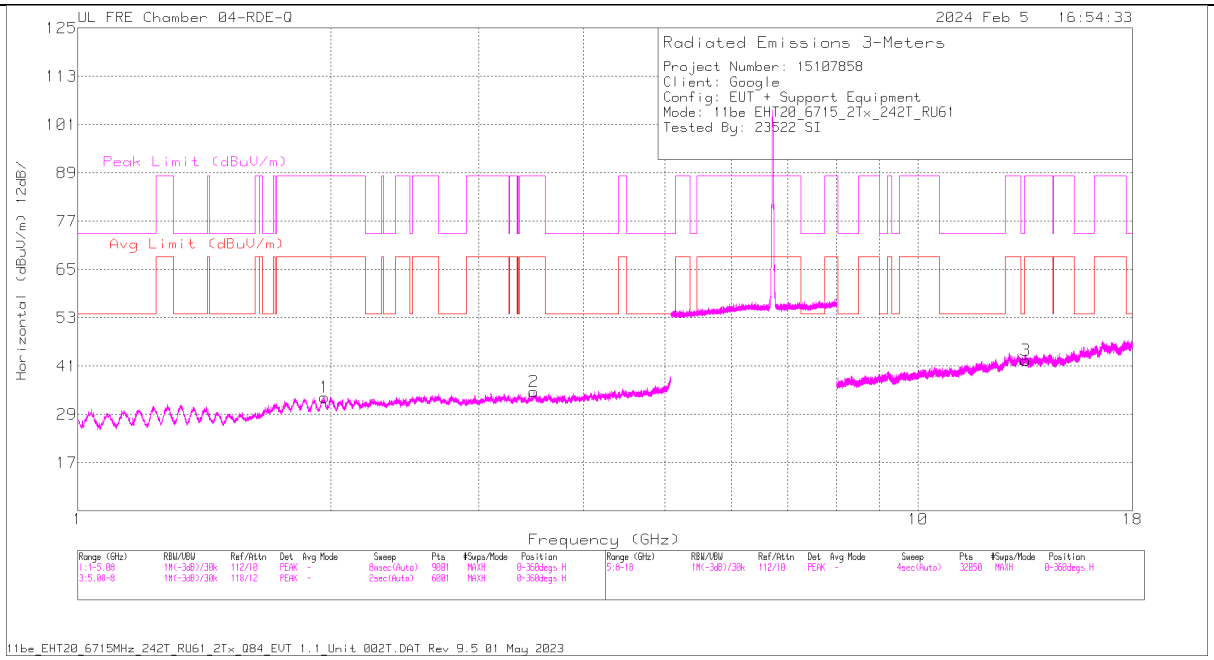

HORIZONTAL

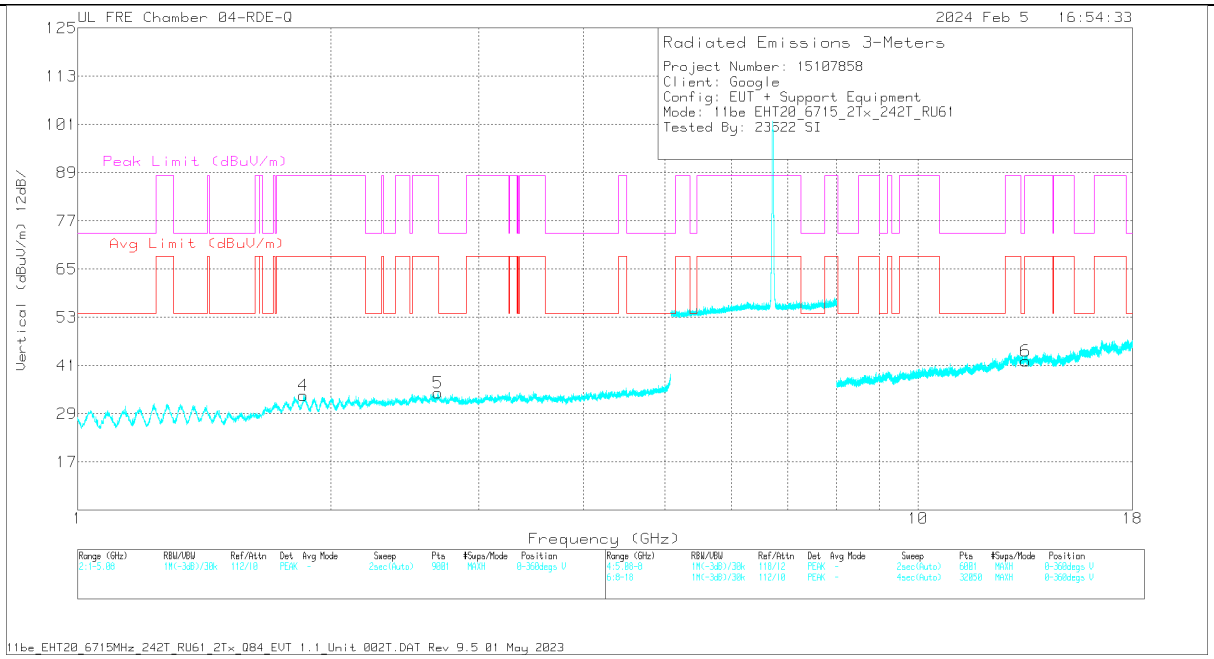

VERTICAL

UL VERIFICATION SERVICES INC.
47173 Benicia Street, Fremont, CA 94538, USA TEL:(510) 319-4000 FAX:(510) 661-0888

This report shall not be reproduced except in full, without the written approval of UL VERIFICATION SERVICES INC.

RADIATED EMISSIONS

Marker	Frequency (GHz)	Meter Reading (dBuV)	Det	84796 ACF 3m (dB/m)	DCCF (dB)	Gain/Loss (dB)	Corrected Reading (dBuV/m)	Avg Limit (dBuV/m)	Margin (dB)	Peak Limit (dBuV/m)	PK Margin (dB)	Azimuth (Degs)	Height (cm)	Polarity
1	** 1.966802	59.8	PK-U	30.9	0	-47.89	42.81	-	-	88.2	-45.39	312	393	H
	** 1.963972	48.28	ADR	30.9	.15	-47.9	31.43	68.2	-36.77	-	-	312	393	H
2	3.490515	46.22	ADR	32.9	.15	-46.49	32.78	68.2	-35.42	-	-	13	205	H
	3.491607	58.01	PK-U	32.9	0	-46.51	44.4	-	-	88.2	-43.8	13	205	H
4	** 2.683117	58.58	PK-U	32.5	0	-47.24	43.84	-	-	88.2	-44.36	124	396	V
	** 2.683451	46.95	ADR	32.5	.15	-47.23	32.37	68.2	-35.83	-	-	124	396	V
5	** 1.856914	60.34	PK-U	30.9	0	-47.63	43.61	-	-	88.2	-44.59	347	350	V
	** 1.856307	48.27	ADR	30.9	.15	-47.62	31.7	68.2	-36.5	-	-	347	350	V

** - indicates frequency in Taiwan NCC LP0002 Restricted Band
PK-U - U-NII: Maximum Peak
ADR - U-NII AD primary method, RMS average

Marker	Frequency (GHz)	Meter Reading (dBuV)	Det	84796 ACF 3m (dB/m)	8 GHz HPF (dB)	DCCF (dB)	Gain/Loss (dB)	Corrected Reading (dBuV/m)	Avg Limit (dBuV/m)	Margin (dB)	Peak Limit (dBuV/m)	PK Margin (dB)	Azimuth (Degs)	Height (cm)	Polarity
3	13.428915	55.89	PK-U	39.4	.4	0	-42.69	53	-	-	88.2	-35.2	55	307	H
	13.429792	44.57	ADR	39.4	.4	.15	-42.64	41.88	68.2	-26.32	-	-	55	307	H
6	13.430798	44.56	ADR	39.4	.4	.15	-42.66	41.85	68.2	-26.35	-	-	203	187	V
	13.430844	56.38	PK-U	39.4	.4	0	-42.66	53.52	-	-	88.2	-34.68	203	187	V

* - indicates frequency in CFR47 Pt 15 / IC RSS-Restricted Band
** - indicates frequency in Taiwan NCC LP0002 Restricted Band
PK-U - U-NII: Maximum Peak
ADR - U-NII AD primary method, RMS average

UL VERIFICATION SERVICES INC.
47173 Benicia Street, Fremont, CA 94538, USA TEL:(510) 319-4000 FAX:(510) 661-0888
This report shall not be reproduced except in full, without the written approval of UL VERIFICATION SERVICES INC.

HIGH CHANNEL (Channel 181, 6855MHz for standard power)

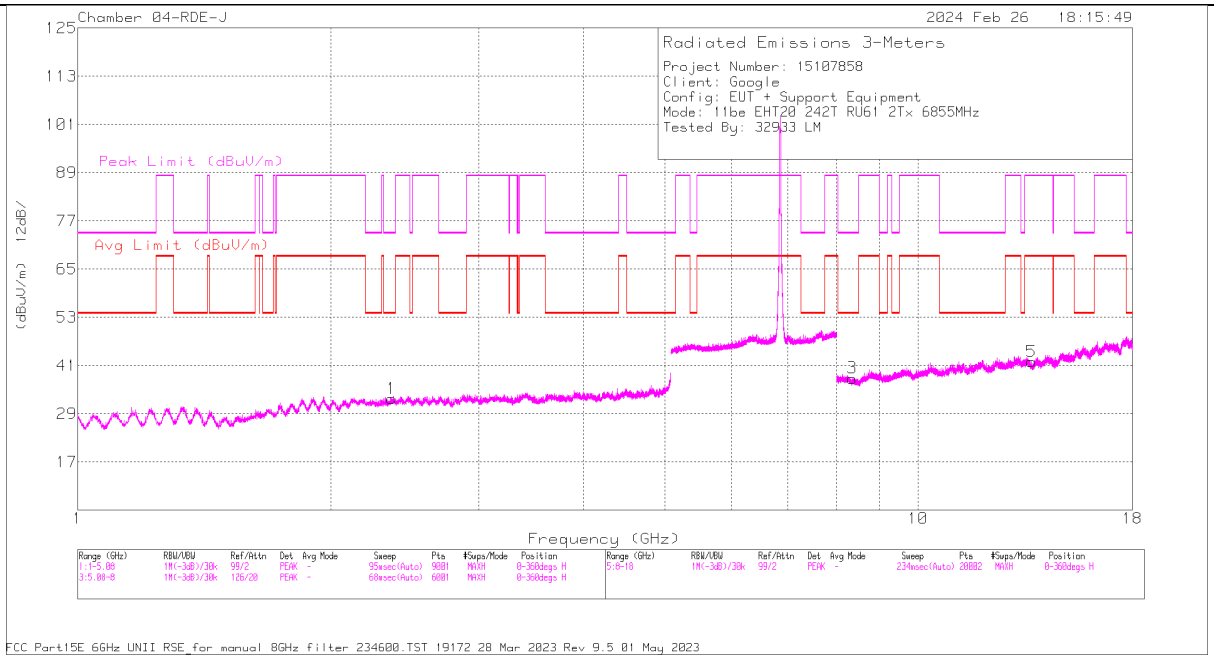

HORIZONTAL

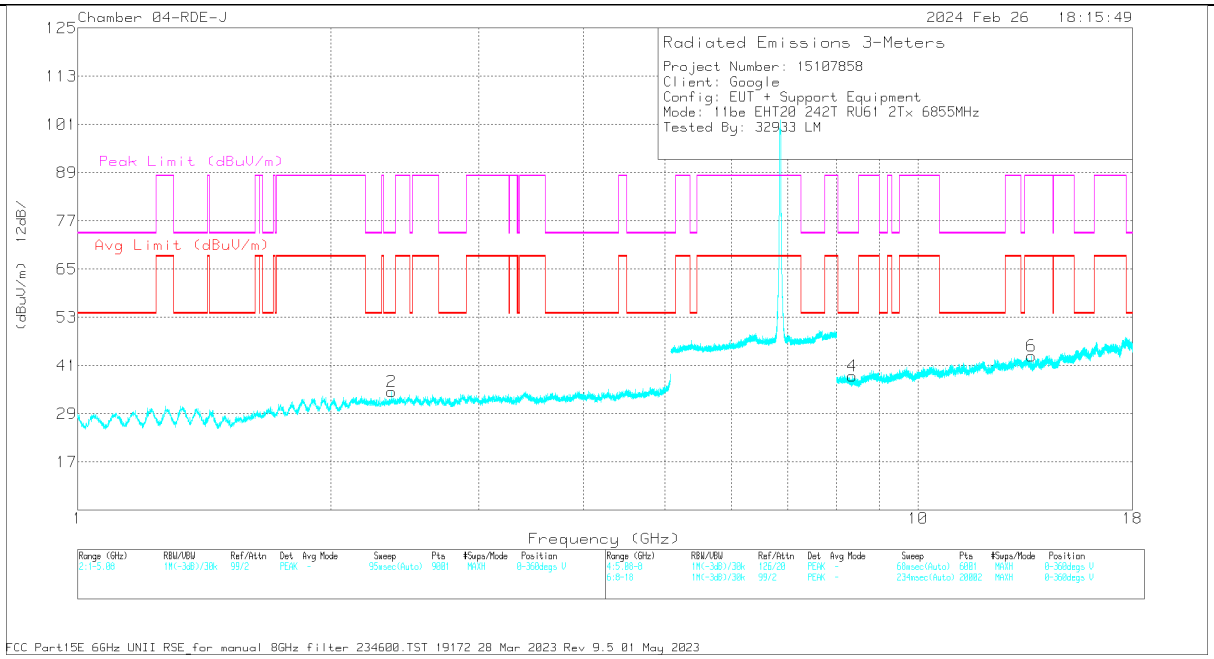

VERTICAL

UL VERIFICATION SERVICES INC.
47173 Benicia Street, Fremont, CA 94538, USA TEL:(510) 319-4000 FAX:(510) 661-0888
This report shall not be reproduced except in full, without the written approval of UL VERIFICATION SERVICES INC.

RADIATED EMISSIONS

Marker	Frequency (GHz)	Meter Reading (dBuV)	Det	222741 ACF 3m (dB/m)	Cbl/Amp (dB)	DCCF (dB)	Corrected Reading (dBuV/m)	Avg Limit (dBuV/m)	Margin (dB)	Peak Limit (dBuV/m)	PK Margin (dB)	Azimuth (Degs)	Height (cm)	Polarity
1	* ** 2.360011	57.65	PK-U	31.9	-46.8	0	42.75	-	-	74	-31.25	71	317	H
	* ** 2.361346	46.07	ADR	31.9	-46.6	.15	31.52	54	-22.48	-	-	71	317	H
2	* ** 2.361084	57.36	PK-U	31.9	-46.6	0	42.66	-	-	74	-31.34	53	203	V
	* ** 2.361685	46.28	ADR	31.9	-46.7	.15	31.63	54	-22.37	-	-	53	203	V

* - indicates frequency in CFR47 Pt 15 / IC RSS-Restricted Band
** - indicates frequency in Taiwan NCC LP0002 Restricted Band
PK-U - U-NII: Maximum Peak
ADR - U-NII AD primary method, RMS average

Marker	Frequency (GHz)	Meter Reading (dBuV)	Det	222741 ACF 3m (dB/m)	Cbl/Amp (dB)	2346008GHz HPF (dB)	DCCF (dB)	Corrected Reading (dBuV/m)	Avg Limit (dBuV/m)	Margin (dB)	Peak Limit (dBuV/m)	PK Margin (dB)	Azimuth (Degs)	Height (cm)	Polarity
3	* ** 8.347123	40.56	ADR	35.8	-41.3	.7	.15	35.91	54	-18.09	-	-	303	281	H
	* ** 8.349136	51.72	PK-U	35.8	-41.3	.7	0	46.92	-	-	74	-27.08	303	281	H
4	* ** 8.351608	52.23	PK-U	35.8	-41.2	.7	0	47.53	-	-	74	-26.47	8	395	V
	* ** 8.353997	40.47	ADR	35.8	-41.2	.7	.15	35.92	54	-18.08	-	-	8	395	V
5	13.646853	52.81	PK-U	38.6	-40.5	.9	0	51.81	-	-	88.2	-36.39	4	314	H
	13.645383	40.98	ADR	38.6	-40.4	.9	.15	40.23	68.2	-27.97	-	-	4	314	H
6	13.642982	40.96	ADR	38.6	-40.5	.9	.15	40.11	68.2	-28.09	-	-	274	166	V
	13.645463	52.67	PK-U	38.6	-40.4	.9	0	51.77	-	-	88.2	-36.43	274	166	V

* - indicates frequency in CFR47 Pt 15 / IC RSS-Restricted Band
** - indicates frequency in Taiwan NCC LP0002 Restricted Band
PK-U - U-NII: Maximum Peak
ADR - U-NII AD primary method, RMS average

UL VERIFICATION SERVICES INC.
47173 Benicia Street, Fremont, CA 94538, USA TEL:(510) 319-4000 FAX:(510) 661-0888
This report shall not be reproduced except in full, without the written approval of UL VERIFICATION SERVICES INC.

HIGH STRADDLE (Channel 185, 6875MHz for low power)

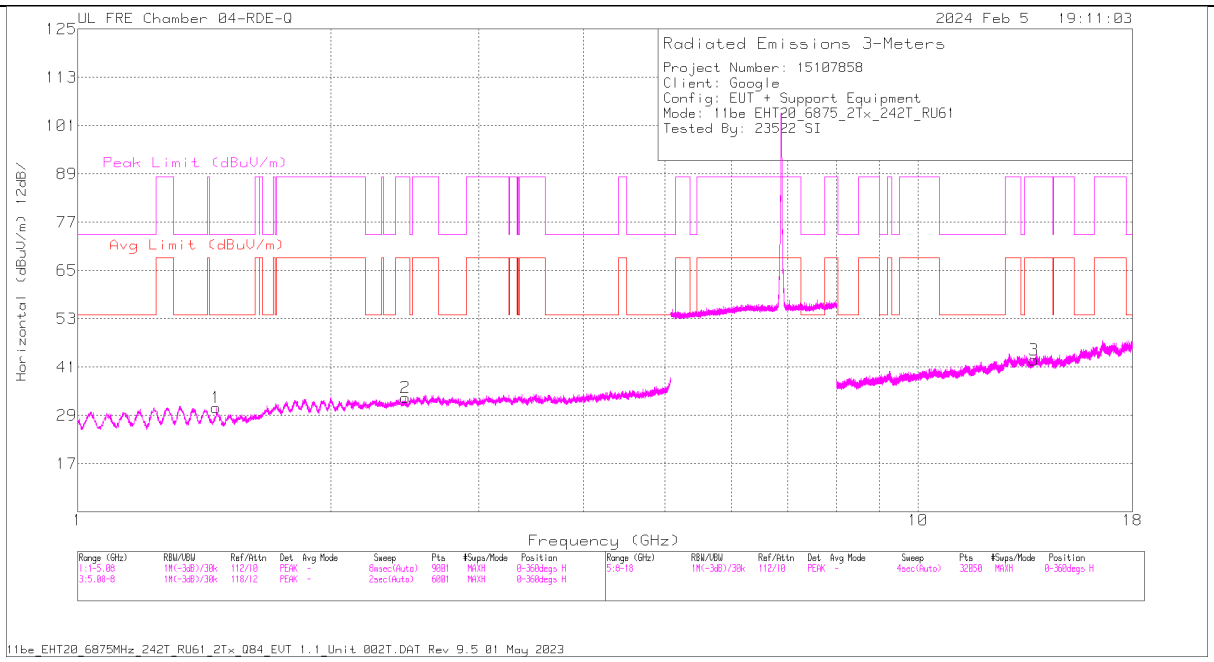

HORIZONTAL

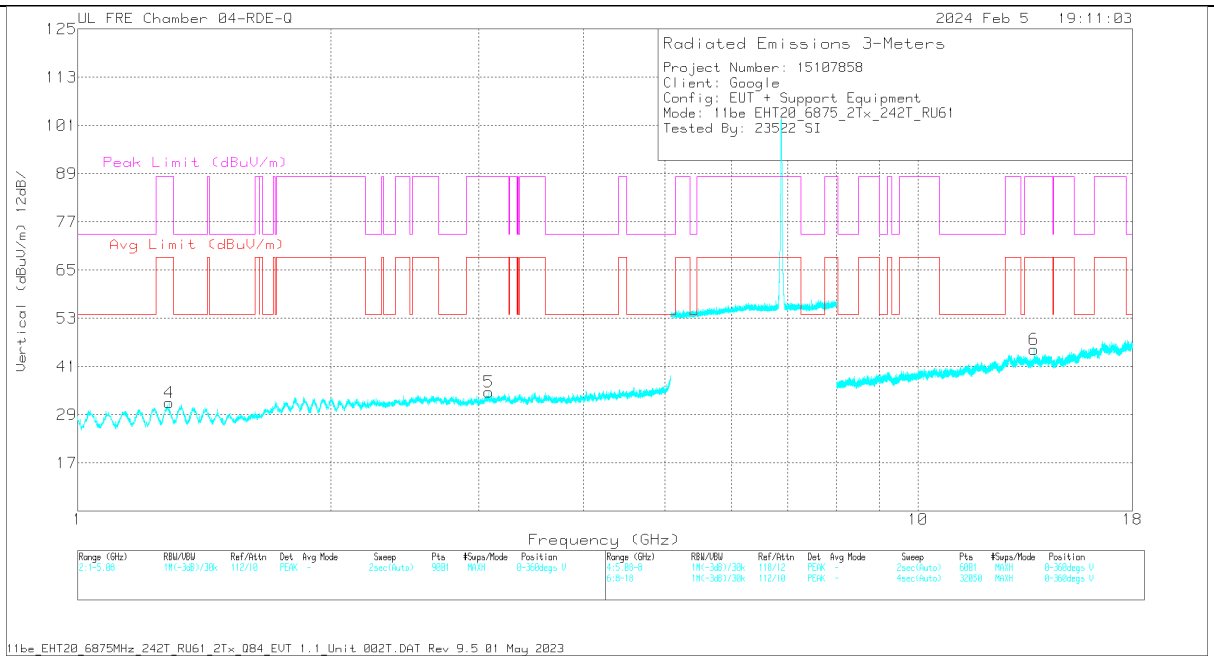

VERTICAL

UL VERIFICATION SERVICES INC.
47173 Benicia Street, Fremont, CA 94538, USA TEL:(510) 319-4000 FAX:(510) 661-0888

This report shall not be reproduced except in full, without the written approval of UL VERIFICATION SERVICES INC.

RADIATED EMISSIONS

Marker	Frequency (GHz)	Meter Reading (dBuV)	Det	84796 ACF (dB/m)	DCCF (dB)	Gain/Loss (dB)	Corrected Reading (dBuV/m)	Avg Limit (dBuV/m)	Margin (dB)	Peak Limit (dBuV/m)	PK Margin (dB)	Azimuth (Degs)	Height (cm)	Polarity
1	* ** 1.461959	58.83	PK-U	28	0	-47.38	39.45	-	-	74	-34.55	48	373	H
	* ** 1.46233	47.47	ADR	28	.15	-47.38	28.24	54	-25.76	-	-	48	373	H
2	2.45244	46.74	ADR	31.9	.15	-47.81	30.98	68.2	-37.22	-	-	355	286	H
	2.453666	58.58	PK-U	32	0	-47.82	42.76	-	-	88.2	-45.44	355	286	H
4	1.280847	48.54	ADR	29	.15	-47.68	30.01	68.2	-38.19	-	-	211	169	V
	1.283111	60.19	PK-U	29	0	-47.69	41.5	-	-	88.2	-46.7	211	169	V
5	3.086582	46.04	ADR	32.8	.15	-46.73	32.26	68.2	-35.94	-	-	186	204	V
	3.088958	57.56	PK-U	32.9	0	-46.76	43.7	-	-	88.2	-44.5	186	204	V

* - indicates frequency in CFR47 Pt 15 / IC RSS-Restricted Band
** - indicates frequency in Taiwan NCC LP0002 Restricted Band
PK-U - U-NII: Maximum Peak
ADR - U-NII AD primary method, RMS average

Marker	Frequency (GHz)	Meter Reading (dBuV)	Det	84796 ACF (dB/m)	8 GHz HPF (dB)	DCCF (dB)	Gain/Loss (dB)	Corrected Reading (dBuV/m)	Avg Limit (dBuV/m)	Margin (dB)	Peak Limit (dBuV/m)	PK Margin (dB)	Azimuth (Degs)	Height (cm)	Polarity
3	13.751394	56.35	PK-U	39.3	.5	0	-43.31	52.84	-	-	88.2	-35.36	226	384	H
	13.754361	44.73	ADR	39.3	.6	.15	-43.3	41.48	68.2	-26.72	-	-	226	384	H
6	13.752348	45.7	ADR	39.3	.6	.15	-43.33	42.42	68.2	-25.78	-	-	150	107	V
	13.752361	57	PK-U	39.3	.6	0	-43.33	53.57	-	-	88.2	-34.63	150	107	V

** - indicates frequency in Taiwan NCC LP0002 Restricted Band
PK-U - U-NII: Maximum Peak
ADR - U-NII AD primary method, RMS average

UL VERIFICATION SERVICES INC.
47173 Benicia Street, Fremont, CA 94538, USA TEL:(510) 319-4000 FAX:(510) 661-0888
This report shall not be reproduced except in full, without the written approval of UL VERIFICATION SERVICES INC.

11.1.13. 802.11be EHT40 MODE IN THE UNII-7 BAND

2TX Tx0 + Tx1 OFDMA MODE: 484-Tones, RU 65

HARMONICS AND SPURIOUS EMISSIONS

LOW CHANNEL

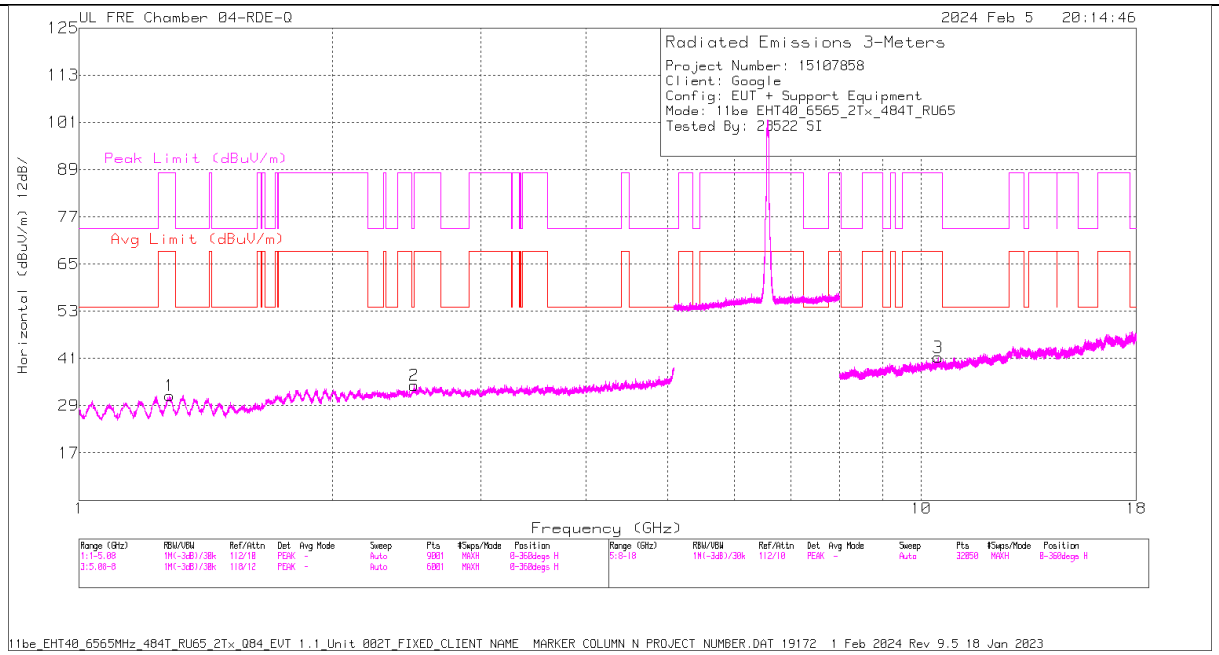

HORIZONTAL

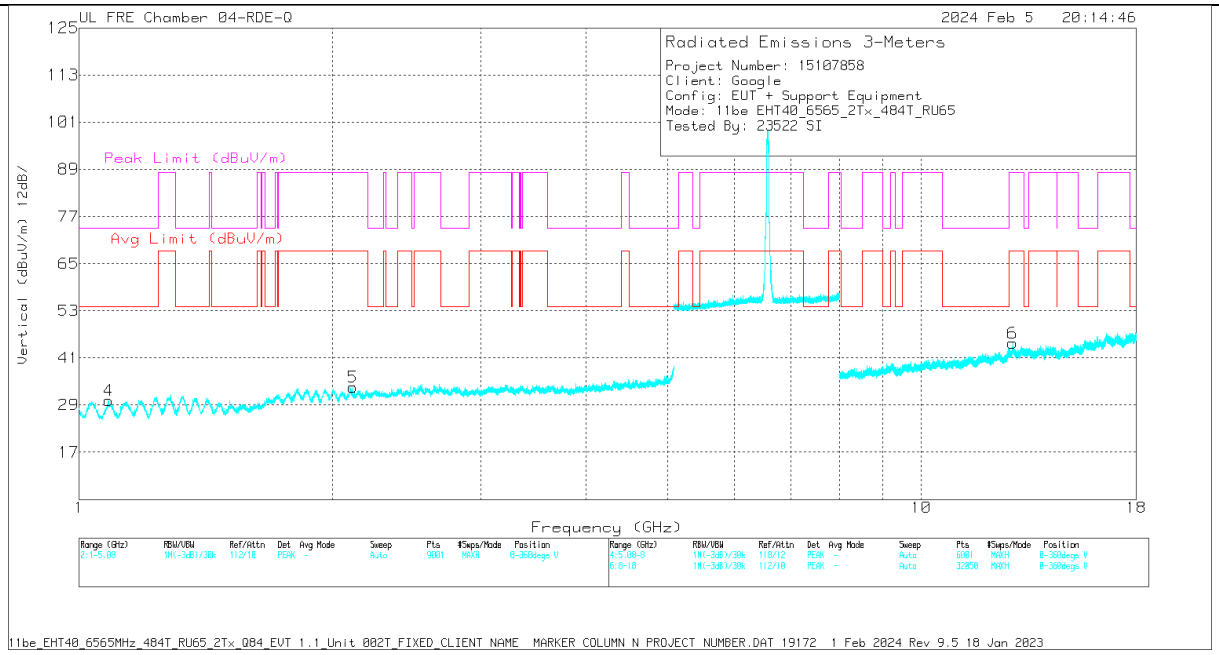

VERTICAL

UL VERIFICATION SERVICES INC.
47173 Benicia Street, Fremont, CA 94538, USA TEL:(510) 319-4000 FAX:(510) 661-0888
This report shall not be reproduced except in full, without the written approval of UL VERIFICATION SERVICES INC.

RADIATED EMISSIONS

Marker	Frequency (GHz)	Meter Reading (dBuV)	Det	84796 ACF (dB/m)	DCCF (dB)	Gain/Loss (dB)	Corrected Reading (dBuV/m)	Avg Limit (dBuV/m)	Margin (dB)	Peak Limit (dBuV/m)	PK Margin (dB)	Azimuth (Degs)	Height (cm)	Polarity
4	* **1.085406	48.15	ADR	27.6	.27	-47.78	28.24	54	-25.76	-	-	100	334	V
	* **1.088522	60.33	PK-U	27.6	0	-47.82	40.11	-	-	74	-33.89	100	334	V
1	1.276197	48.57	ADR	29	.27	-47.75	30.09	68.2	-38.11	-	-	130	386	H
	1.278342	60.86	PK-U	29	0	-47.69	42.17	-	-	88.2	-46.03	130	386	H
5	2.110431	47.63	ADR	31.1	.27	-47.79	31.21	68.2	-36.99	-	-	219	225	V
	2.113253	58.88	PK-U	31.2	0	-47.85	42.23	-	-	88.2	-45.97	219	225	V
2	* **2.496925	59.05	PK-U	32.2	0	-47.95	43.3	-	-	74	-30.7	80	112	H
	* **2.49812	47.52	ADR	32.2	.27	-47.91	32.08	54	-21.92	-	-	80	112	H

Marker	Frequency (GHz)	Meter Reading (dBuV)	Det	84796 ACF (dB/m)	8 GHz HPF (dB)	DCCF (dB)	Gain/Loss (dB)	Corrected Reading (dBuV/m)	Avg Limit (dBuV/m)	Margin (dB)	Peak Limit (dBuV/m)	PK Margin (dB)	Azimuth (Degs)	Height (cm)	Polarity
3	10.468188	56.92	PK-U	37.5	.3	0	-44.57	50.15	-	-	88.2	-38.05	358	200	H
	10.468467	45.61	ADR	37.5	.3	.27	-44.58	39.1	68.2	-29.1	-	-	358	200	H
6	12.832274	43.57	ADR	39.1	.4	.27	-41.4	41.94	68.2	-26.26	-	-	355	198	V
	12.833524	55.28	PK-U	39.1	.4	0	-41.45	53.33	-	-	88.2	-34.87	355	198	V

* - indicates frequency in CFR47 Pt 15 / IC RSS-Restricted Band
** - indicates frequency in Taiwan NCC LP0002 Restricted Band
PK-U - U-NII: Maximum Peak
ADR - U-NII AD primary method, RMS average

UL VERIFICATION SERVICES INC.
47173 Benicia Street, Fremont, CA 94538, USA TEL:(510) 319-4000 FAX:(510) 661-0888
This report shall not be reproduced except in full, without the written approval of UL VERIFICATION SERVICES INC.

MID CHANNEL

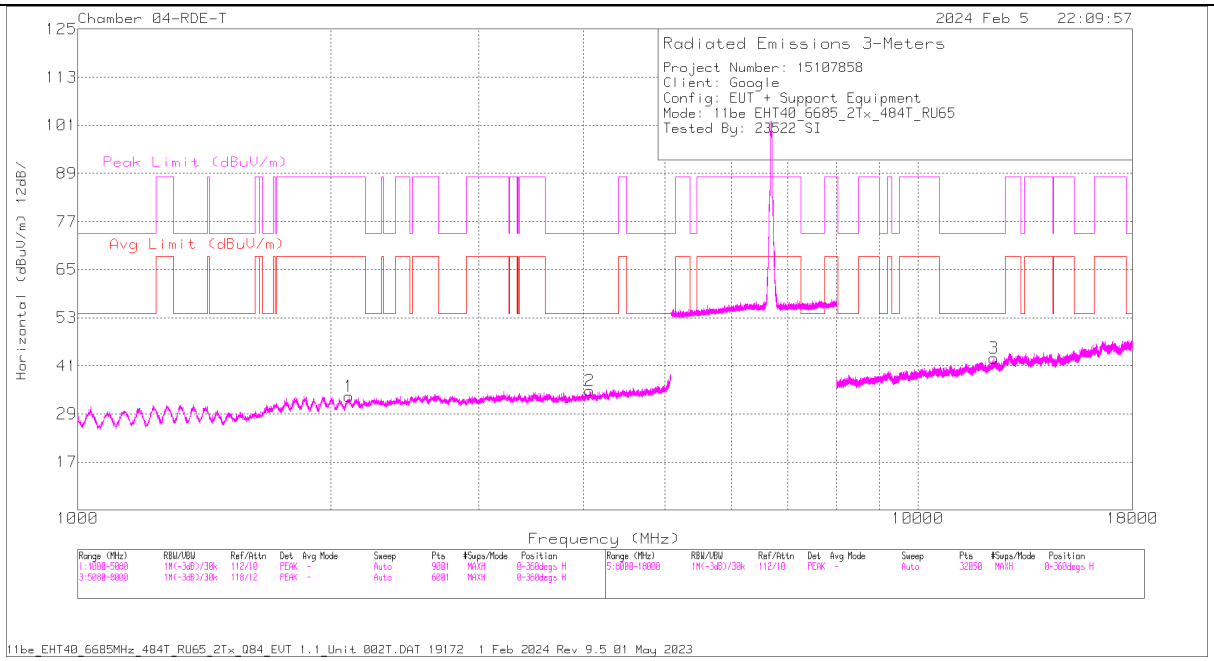

HORIZONTAL

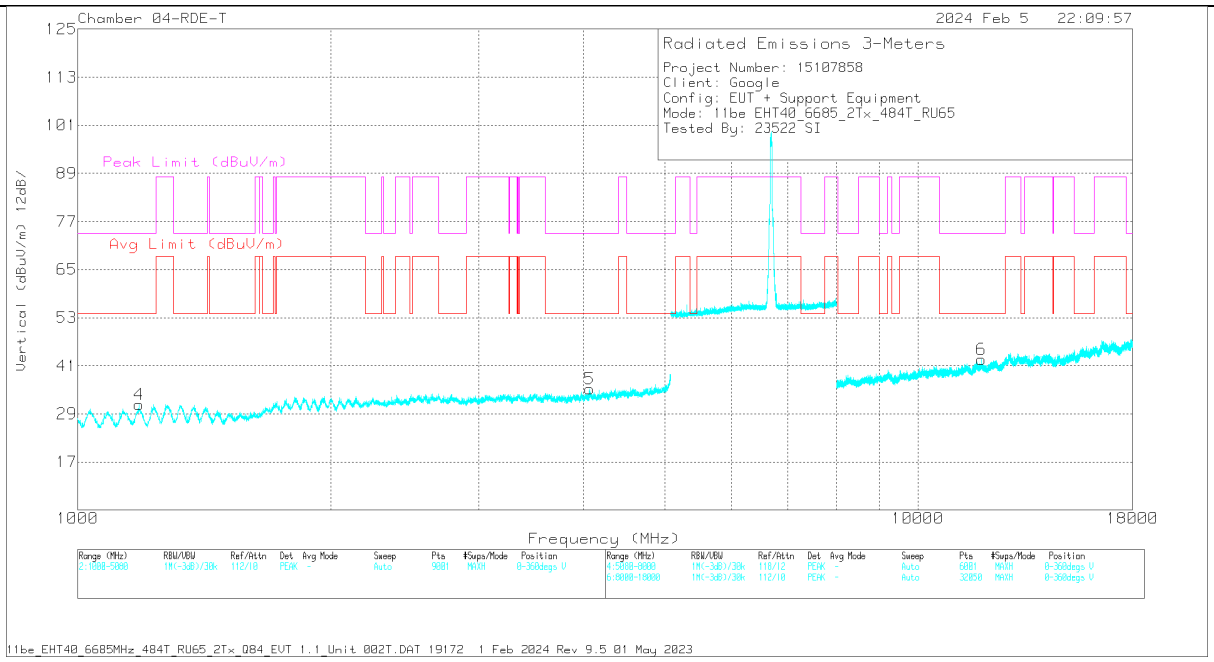

VERTICAL

UL VERIFICATION SERVICES INC.
47173 Benicia Street, Fremont, CA 94538, USA TEL:(510) 319-4000 FAX:(510) 661-0888

This report shall not be reproduced except in full, without the written approval of UL VERIFICATION SERVICES INC.

RADIATED EMISSIONS

Frequency (GHz)	Meter Reading (dBuV)	Det	84796 ACF 3m (dB/m)	DCCF (dB)	Gain/Loss (dB)	Corrected Reading (dBuV/m)	Avg Limit (dBuV/m)	Margin (dB)	Peak Limit (dBuV/m)	PK Margin (dB)	Azimuth (Degs)	Height (cm)	Polarity
* ** 4.0683	57.08	PK-U	33.4	0	-46.6	43.88	-	-	74	-30.12	192	223	H
* ** 4.068269	45.91	ADR	33.4	.27	-46.6	32.98	54	-21.02	-	-	192	223	H
* ** 4.064478	57.42	PK-U	33.4	0	-46.52	44.3	-	-	74	-29.7	2	200	V
* ** 4.066862	45.64	ADR	33.4	.27	-46.56	32.75	54	-21.25	-	-	2	200	V
* ** 1.183702	60.17	PK-U	28.3	0	-47.71	40.76	-	-	74	-33.24	41	116	V
* ** 1.184513	48.54	ADR	28.3	.27	-47.71	29.4	54	-24.6	-	-	41	116	V
2.102394	48.02	ADR	31.1	.27	-47.96	31.43	68.2	-36.77	-	-	96	212	H
2.103796	59.44	PK-U	31.1	0	-47.9	42.64	-	-	88.2	-45.56	96	212	H

* - indicates frequency in CFR47 Pt 15 / IC RSS-Restricted Band
** - indicates frequency in Taiwan NCC LP0002 Restricted Band
PK-U - U-NII: Maximum Peak
ADR - U-NII AD primary method, RMS average

Frequency (GHz)	Meter Reading (dBuV)	Det	84796 ACF 3m (dB/m)	8 GHz HPF (dB)	DCCF (dB)	Gain/Loss (dB)	Corrected Reading (dBuV/m)	Avg Limit (dBuV/m)	Margin (dB)	Peak Limit (dBuV/m)	PK Margin (dB)	Azimuth (Degs)	Height (cm)	Polarity
* ** 11.892742	55.02	PK-U	38.8	.3	0	-42.76	51.36	-	-	74	-22.64	130	243	V
* ** 11.894319	43.57	ADR	38.8	.3	.27	-42.75	40.19	54	-13.81	-	-	130	243	V
* ** 12.325299	43.41	ADR	38.7	.3	.27	-42.5	40.18	54	-13.82	-	-	8	246	H
* ** 12.325549	55.29	PK-U	38.7	.3	0	-42.5	51.79	-	-	74	-22.21	8	246	H

* - indicates frequency in CFR47 Pt 15 / IC RSS-Restricted Band
** - indicates frequency in Taiwan NCC LP0002 Restricted Band
PK-U - U-NII: Maximum Peak
ADR - U-NII AD primary method, RMS average

UL VERIFICATION SERVICES INC.
47173 Benicia Street, Fremont, CA 94538, USA TEL:(510) 319-4000 FAX:(510) 661-0888
This report shall not be reproduced except in full, without the written approval of UL VERIFICATION SERVICES INC.

HIGH CHANNEL

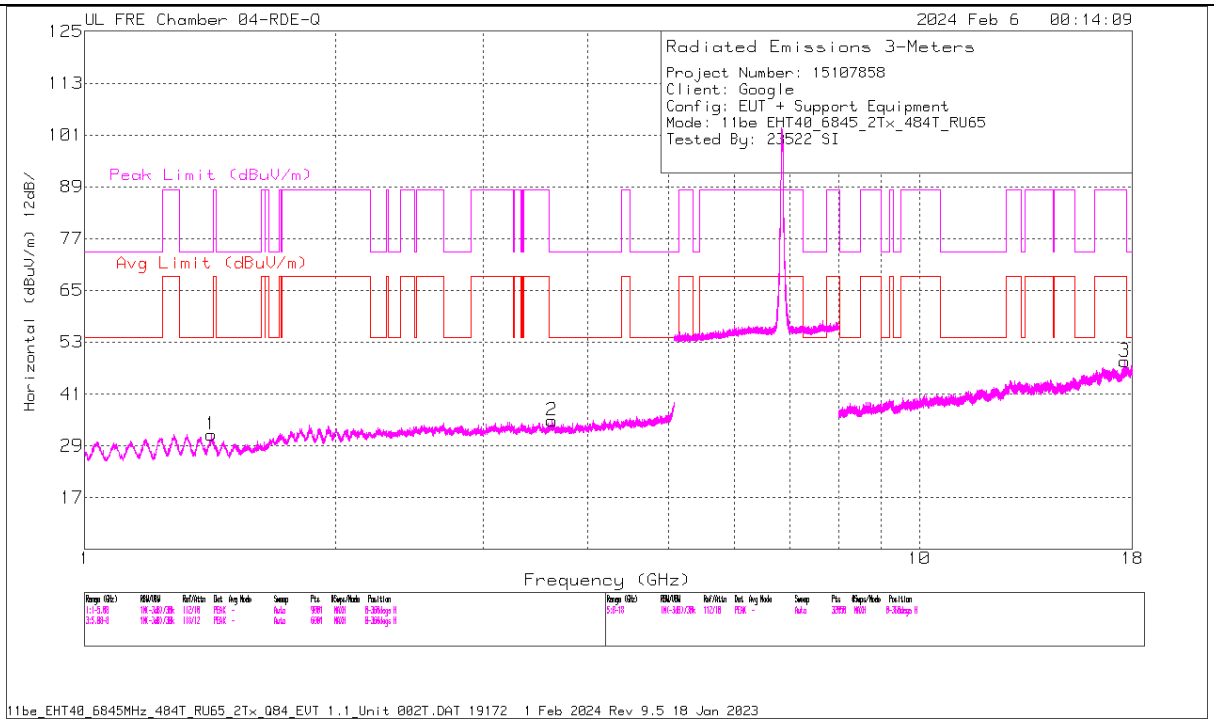

HORIZONTAL

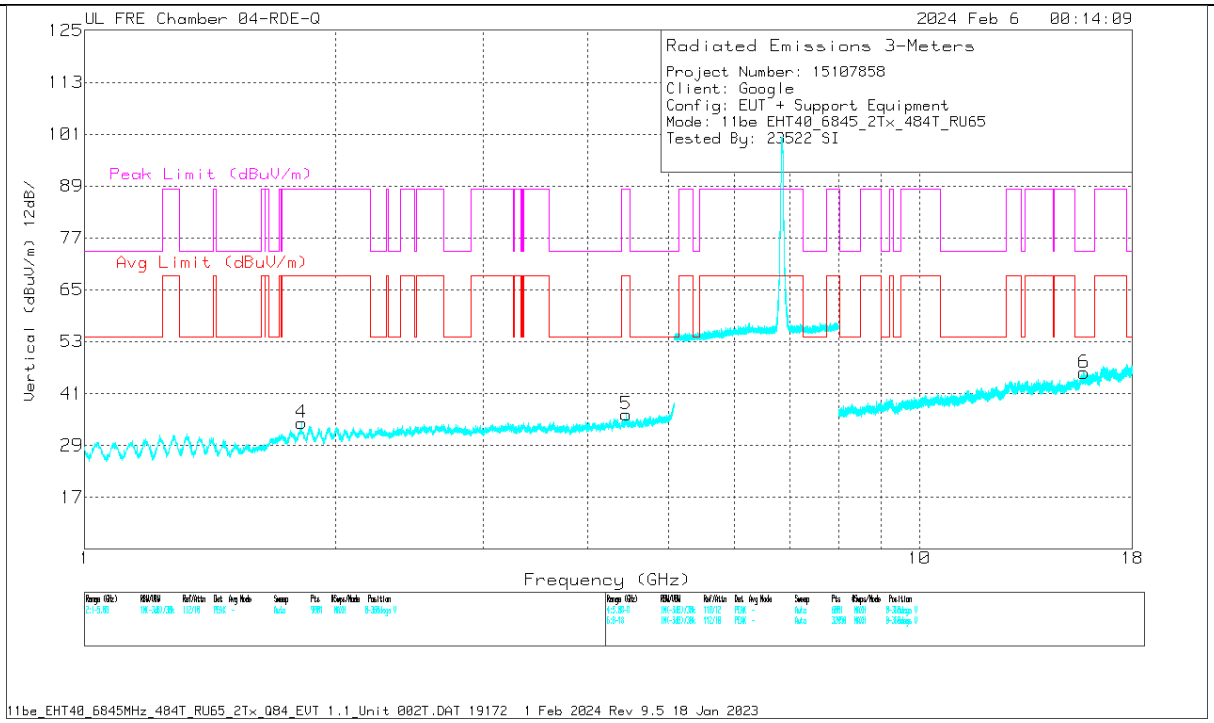

VERTICAL

UL VERIFICATION SERVICES INC.
47173 Benicia Street, Fremont, CA 94538, USA TEL:(510) 319-4000 FAX:(510) 661-0888

This report shall not be reproduced except in full, without the written approval of UL VERIFICATION SERVICES INC.

RADIATED EMISSIONS

Marker	Frequency (GHz)	Meter Reading (dBuV)	Det	84796 ACF 3m (dB/m)	DCCF (dB)	Gain/Loss (dB)	Corrected Reading (dBuV/m)	Avg Limit (dBuV/m)	Margin (dB)	Peak Limit (dBuV/m)	PK Margin (dB)	Azimuth (Degs)	Height (cm)	Polarity
1	* ** 3.631991	57.12	PK-U	32.9	0	-46.52	43.5	-	-	74	-30.5	56	321	H
	* ** 3.630917	45.68	ADR	32.9	.27	-46.47	32.38	54	-21.62	-	-	56	321	H
2	* ** 1.415864	59.54	PK-U	28.4	0	-47.48	40.46	-	-	74	-33.54	12	142	H
	* ** 1.416554	48.18	ADR	28.4	.27	-47.48	29.37	54	-24.63	-	-	12	142	H
4	** 1.818228	60.73	PK-U	30.9	0	-47.96	43.67	-	-	88.2	-44.53	87	217	V
	** 1.817332	48.48	ADR	30.9	.27	-47.99	31.66	68.2	-36.54	-	-	87	217	V
5	4.455138	57.33	PK-U	33.9	0	-46.43	44.8	-	-	88.2	-43.4	143	146	V
	4.456459	45.72	ADR	33.9	.27	-46.46	33.43	68.2	-34.77	-	-	143	146	V

* - indicates frequency in CFR47 Pt 15 / IC RSS-Restricted Band
** - indicates frequency in Taiwan NCC LP0002 Restricted Band
PK-U - U-NII: Maximum Peak
ADR - U-NII AD primary method, RMS average

Marker	Frequency (GHz)	Meter Reading (dBuV)	Det	84796 ACF 3m (dB/m)	8 GHz HPF (dB)	DCCF (dB)	Gain/Loss (dB)	Corrected Reading (dBuV/m)	Avg Limit (dBuV/m)	Margin (dB)	Peak Limit (dBuV/m)	PK Margin (dB)	Azimuth (Degs)	Height (cm)	Polarity
6	* ** 15.745295	56.21	PK-U	40.5	.4	0	-41.66	55.45	-	-	74	-18.55	137	276	V
	* ** 15.745403	44.33	ADR	40.5	.4	.27	-41.66	43.84	54	-10.16	-	-	137	276	V
3	17.632816	43.65	ADR	41.4	.3	.27	-39.93	45.69	68.2	-22.51	-	-	113	243	H
	17.635522	55.23	PK-U	41.4	.3	0	-39.97	56.96	-	-	88.2	-31.24	113	243	H

* - indicates frequency in CFR47 Pt 15 / IC RSS-Restricted Band
** - indicates frequency in Taiwan NCC LP0002 Restricted Band
PK-U - U-NII: Maximum Peak
ADR - U-NII AD primary method, RMS average

UL VERIFICATION SERVICES INC.
47173 Benicia Street, Fremont, CA 94538, USA TEL:(510) 319-4000 FAX:(510) 661-0888
This report shall not be reproduced except in full, without the written approval of UL VERIFICATION SERVICES INC.

11.1.14. 802.11be EHT80 MODE IN THE UNII-7 BAND

2TX Tx0 + Tx1 OFDMA MODE: 996-Tones, RU 67

HARMONICS AND SPURIOUS EMISSIONS

LOW STRADDLE (Channel 119, 6545MHz ISED standard power, FCC/ISED low power)

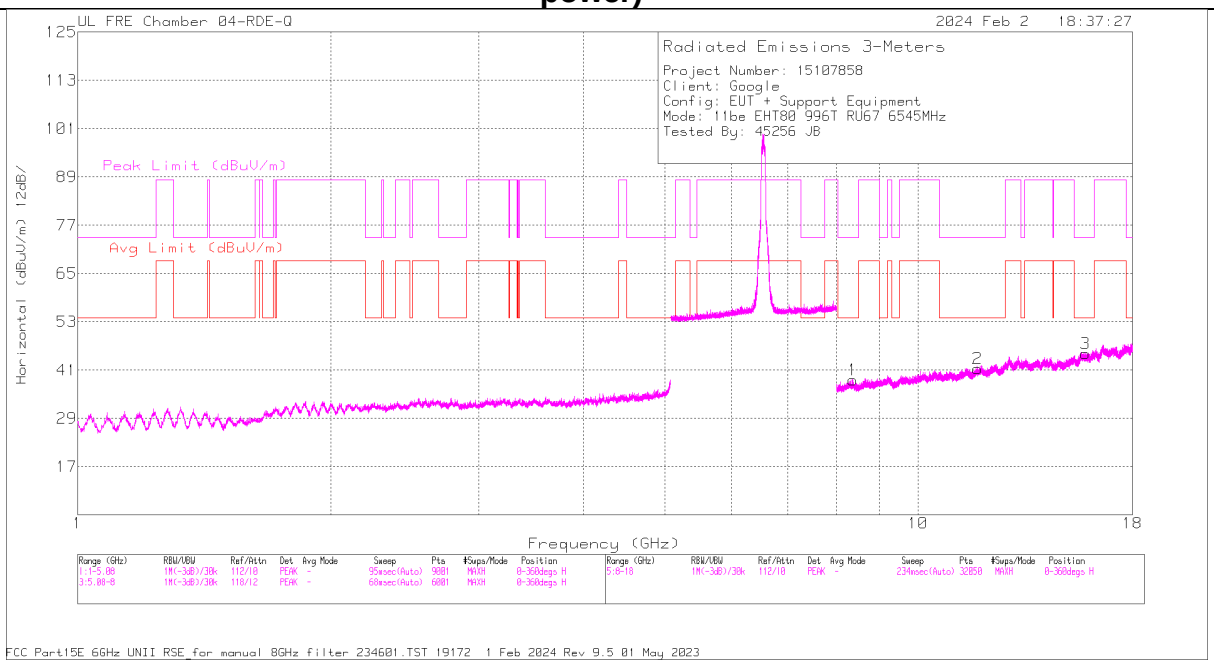

HORIZONTAL

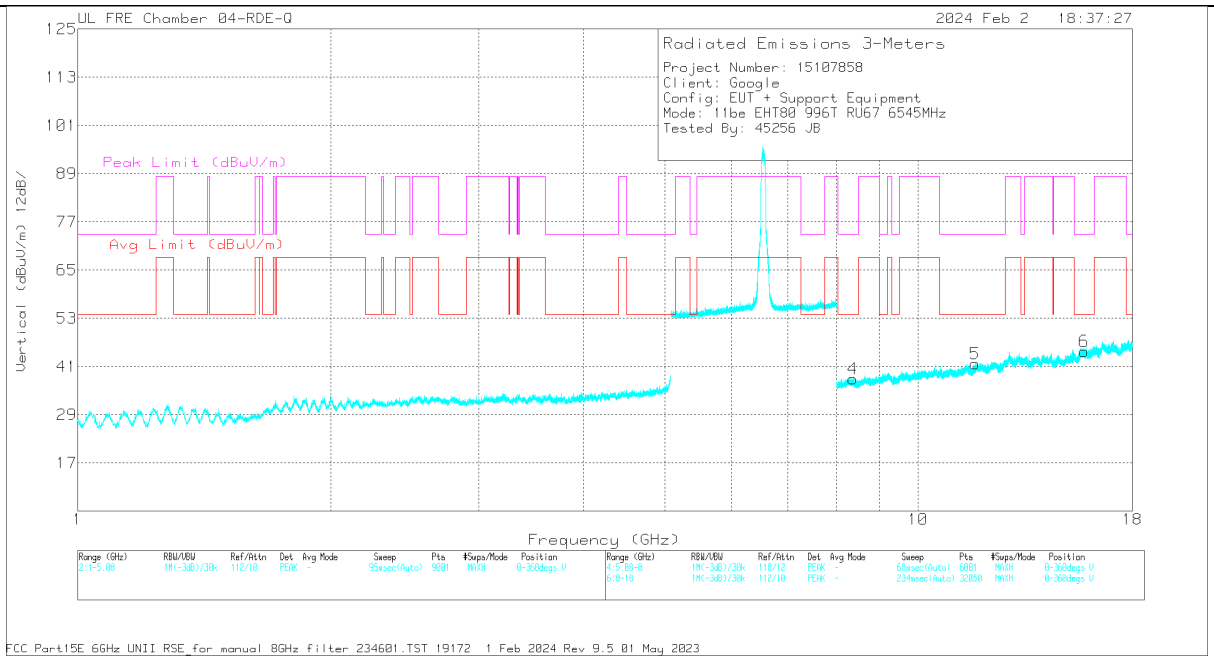

VERTICAL

UL VERIFICATION SERVICES INC.
47173 Benicia Street, Fremont, CA 94538, USA TEL:(510) 319-4000 FAX:(510) 661-0888
This report shall not be reproduced except in full, without the written approval of UL VERIFICATION SERVICES INC.

RADIATED EMISSIONS

Marker	Frequency (GHz)	Meter Reading (dBuV)	Det	84796 ACF 3m (dB/m)	8 GHz HPF (dB)	DCCF (dB)	Gain/Loss (dB)	Corrected Reading (dBuV/m)	Avg Limit (dBuV/m)	Margin (dB)	Peak Limit (dBuV/m)	PK Margin (dB)	Azimuth (Degs)	Height (cm)	Polarity
1	* ** 8.364048	55.52	PK-U	35.9	.5	0	-43.78	48.14	-	-	74	-25.86	257	272	H
	* ** 8.362377	44.01	ADR	35.9	.5	.5	-43.82	37.09	54	-16.91	-	-	257	272	H
2	* ** 11.771284	56.42	PK-U	38.7	.3	0	-43.04	52.38	-	-	74	-21.62	104	262	H
	* ** 11.770274	43.45	ADR	38.7	.3	.5	-43.04	39.91	54	-14.09	-	-	104	262	H
3	* ** 15.831035	56.56	PK-U	40.5	.3	0	-41.86	55.5	-	-	74	-18.5	2	302	H
	* ** 15.832343	44.48	ADR	40.5	.3	.5	-41.83	43.95	54	-10.05	-	-	2	302	H
4	* ** 8.36478	55.11	PK-U	35.9	.5	0	-43.79	47.72	-	-	74	-26.28	310	138	V
	* ** 8.36551	43.48	ADR	35.9	.5	.5	-43.82	36.56	54	-17.44	-	-	310	138	V
5	* ** 11.692626	55.24	PK-U	38.6	.3	0	-43.61	50.53	-	-	74	-23.47	2	131	V
	* ** 11.693921	43.75	ADR	38.6	.3	.5	-43.59	39.56	54	-14.44	-	-	2	131	V
6	* ** 15.767079	56.18	PK-U	40.5	.4	0	-41.65	55.43	-	-	74	-18.57	10	380	V
	* ** 15.767474	44.51	ADR	40.5	.4	.5	-41.66	44.25	54	-9.75	-	-	10	380	V

* - indicates frequency in CFR47 Pt 15 / IC RSS-Restricted Band
** - indicates frequency in Taiwan NCC LP0002 Restricted Band
PK-U - U-NII: Maximum Peak
ADR - U-NII AD primary method, RMS average

UL VERIFICATION SERVICES INC.
47173 Benicia Street, Fremont, CA 94538, USA TEL:(510) 319-4000 FAX:(510) 661-0888
This report shall not be reproduced except in full, without the written approval of UL VERIFICATION SERVICES INC.

LOW (Channel 135, 6625MHz FCC standard power)

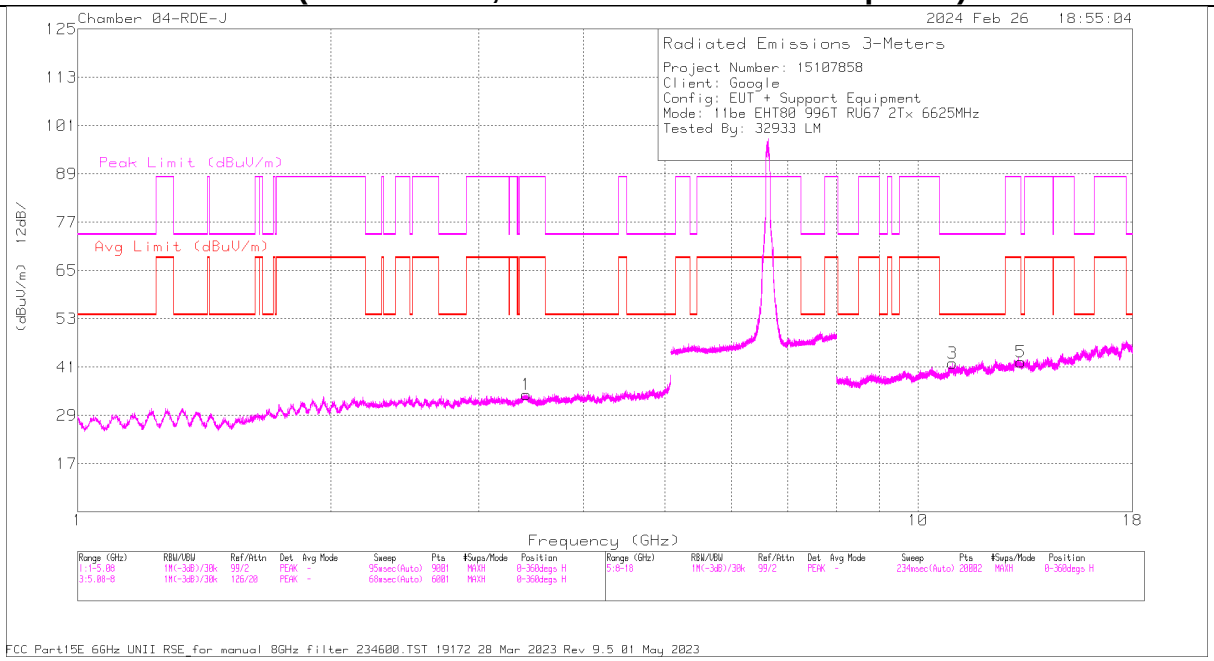

HORIZONTAL

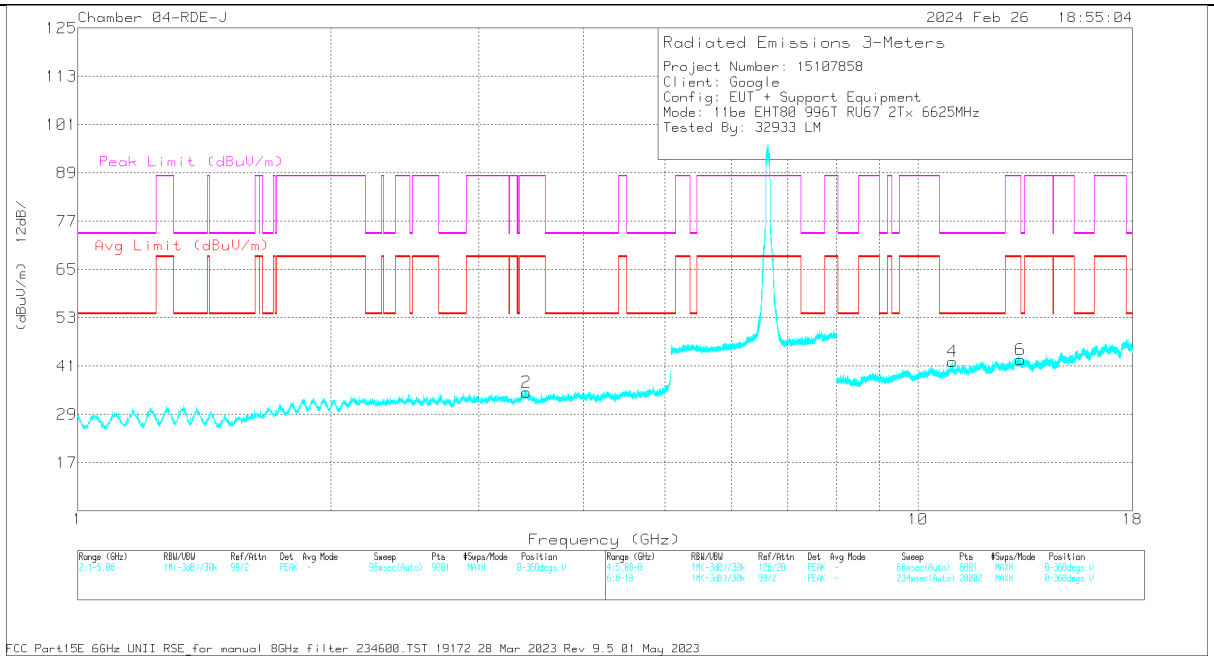

VERTICAL

UL VERIFICATION SERVICES INC.
47173 Benicia Street, Fremont, CA 94538, USA TEL:(510) 319-4000 FAX:(510) 661-0888
This report shall not be reproduced except in full, without the written approval of UL VERIFICATION SERVICES INC.

RADIATED EMISSIONS

Marker	Frequency (GHz)	Meter Reading (dBuV)	Det	222741 ACF 3m (dB/m)	Cbl/Amp (dB)	DCCF (dB)	Corrected Reading (dBuV/m)	Avg Limit (dBuV/m)	Margin (dB)	Peak Limit (dBuV/m)	PK Margin (dB)	Azimuth (Degs)	Height (cm)	Polarity
1	3.416198	44.09	ADR	32.7	-44.3	.5	32.99	68.2	-35.21	-	-	199	157	V
	3.416825	55.5	PK-U	32.7	-44.3	0	43.9	-	-	88.2	-44.3	199	157	V
2	3.420146	44.12	ADR	32.7	-44.2	.5	33.12	68.2	-35.08	-	-	170	111	H
	3.420998	56.32	PK-U	32.7	-44.2	0	44.82	-	-	88.2	-43.38	170	111	H

* - indicates frequency in CFR47 Pt 15 / IC RSS-Restricted Band
** - indicates frequency in Taiwan NCC LP0002 Restricted Band
PK-U - U-NII: Maximum Peak
ADR - U-NII AD primary method, RMS average

Marker	Frequency (GHz)	Meter Reading (dBuV)	Det	222741 ACF 3m (dB/m)	Cbl/Amp (dB)	234600 8GHz HPF (dB)	DCCF (dB)	Corrected Reading (dBuV/m)	Avg Limit (dBuV/m)	Margin (dB)	Peak Limit (dBuV/m)	PK Margin (dB)	Azimuth (Degs)	Height (cm)	Polarity
3	* ** 10.983813	53.16	PK-U	37.8	-40.5	.8	0	51.26	-	-	74	-22.74	285	360	V
	* ** 10.985871	41.38	ADR	37.8	-40.5	.8	.5	39.98	54	-14.02	-	-	285	360	V
4	* ** 10.991061	53.43	PK-U	37.8	-40.5	.8	0	51.53	-	-	74	-22.47	214	204	H
	* ** 10.991128	41.63	ADR	37.8	-40.5	.8	.5	40.23	54	-13.77	-	-	214	204	H
5	13.246461	53.82	PK-U	38.6	-40.4	.9	0	52.92	-	-	88.2	-35.28	17	303	H
	13.246556	41.6	ADR	38.6	-40.5	.9	.5	41.1	68.2	-27.1	-	-	17	303	H
6	13.244333	54	PK-U	38.6	-40.5	.9	0	53	-	-	88.2	-35.2	297	197	V
	13.246014	41.82	ADR	38.6	-40.4	.9	.5	41.42	68.2	-26.78	-	-	297	197	V

* - indicates frequency in CFR47 Pt 15 / IC RSS-Restricted Band
** - indicates frequency in Taiwan NCC LP0002 Restricted Band
PK-U - U-NII: Maximum Peak
ADR - U-NII AD primary method, RMS average

UL VERIFICATION SERVICES INC.
47173 Benicia Street, Fremont, CA 94538, USA TEL:(510) 319-4000 FAX:(510) 661-0888
This report shall not be reproduced except in full, without the written approval of UL VERIFICATION SERVICES INC.

MID (Channel 151, 6705MHz)

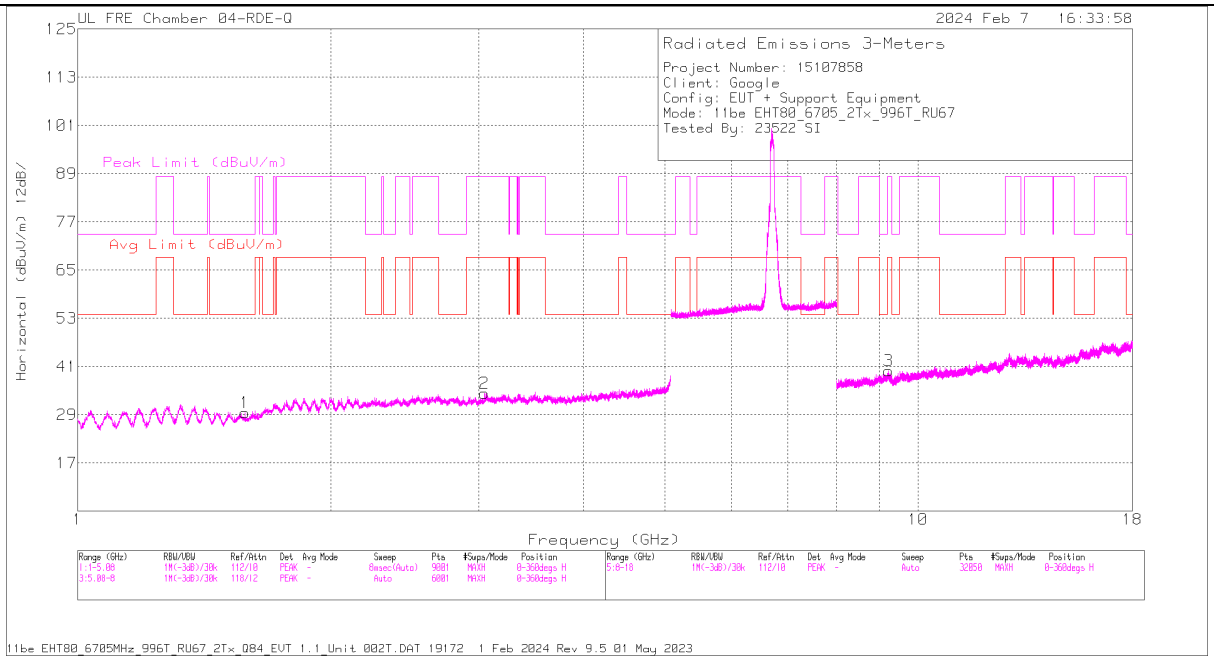

HORIZONTAL

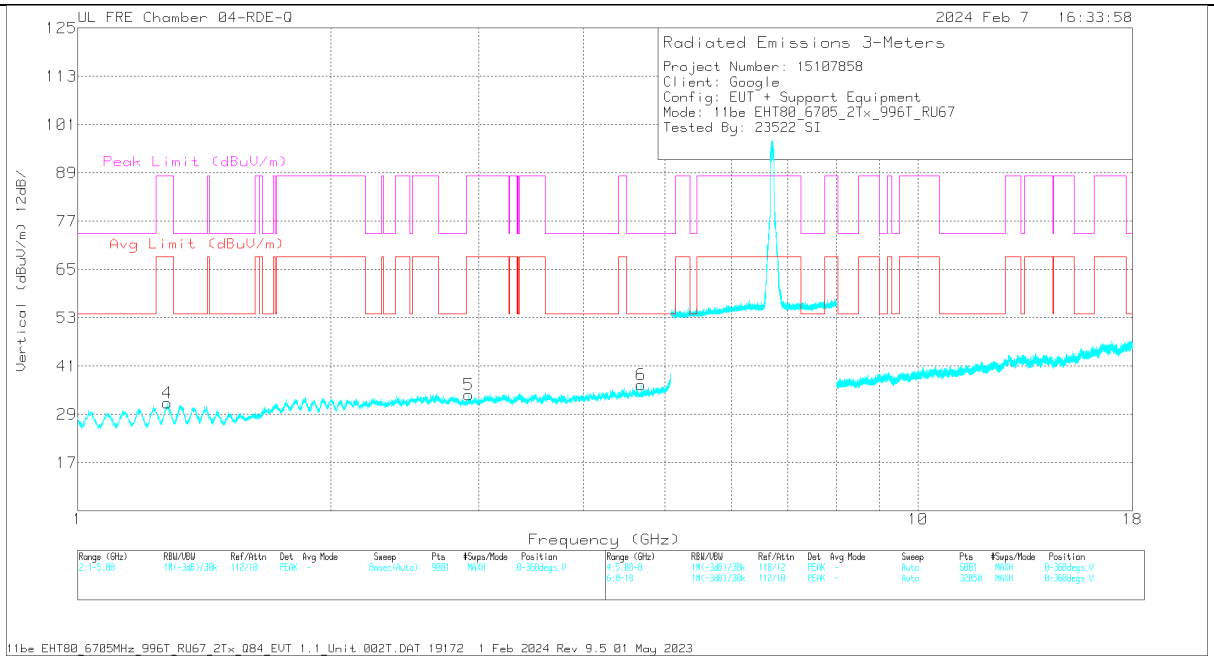

VERTICAL

UL VERIFICATION SERVICES INC.
47173 Benicia Street, Fremont, CA 94538, USA TEL:(510) 319-4000 FAX:(510) 661-0888

This report shall not be reproduced except in full, without the written approval of UL VERIFICATION SERVICES INC.

RADIATED EMISSIONS

Marker	Frequency (GHz)	Meter Reading (dBuV)	Det	84796 ACF 3m (dB/m)	DCCF (dB)	Gain/Loss (dB)	Corrected Reading (dBuV/m)	Avg Limit (dBuV/m)	Margin (dB)	Peak Limit (dBuV/m)	PK Margin (dB)	Azimuth (Degs)	Height (cm)	Polarity
1	* ** 1.583673	58.57	PK-U	27.8	0	-47.74	38.63	-	-	74	-35.37	4	168	H
	* ** 1.581714	46.79	ADR	27.8	.5	-47.73	27.36	54	-26.64	-	-	4	168	H
6	* ** 4.68105	56.45	PK-U	34.2	0	-46.36	44.29	-	-	74	-29.71	357	252	V
	* ** 4.679036	45.55	ADR	34.2	.5	-46.35	33.9	54	-20.1	-	-	357	252	V
4	1.279113	60.53	PK-U	29	0	-47.68	41.85	-	-	88.2	-46.35	315	372	V
	1.27884	48.68	ADR	29	.5	-47.68	30.5	68.2	-37.7	-	-	315	372	V
5	2.919223	46.53	ADR	32	.5	-47.24	31.79	68.2	-36.41	-	-	27	394	V
	2.921793	58.2	PK-U	32	0	-47.19	43.01	-	-	88.2	-45.19	27	394	V
2	3.047316	57.98	PK-U	32.7	0	-47.09	43.59	-	-	88.2	-44.61	274	127	H
	3.051022	46.02	ADR	32.7	.5	-46.98	32.24	68.2	-35.96	-	-	274	127	H

* - indicates frequency in CFR47 Pt 15 / IC RSS-Restricted Band
** - indicates frequency in Taiwan NCC LP0002 Restricted Band
PK-U - U-NII: Maximum Peak
ADR - U-NII AD primary method, RMS average

Marker	Frequency (GHz)	Meter Reading (dBuV)	Det	84796 ACF 3m (dB/m)	8 GHz HPF (dB)	DCCF (dB)	Gain/Loss (dB)	Corrected Reading (dBuV/m)	Avg Limit (dBuV/m)	Margin (dB)	Peak Limit (dBuV/m)	PK Margin (dB)	Azimuth (Degs)	Height (cm)	Polarity
3	9.229184	44.53	ADR	36.3	.4	.5	-43.3	38.43	68.2	-29.77	-	-	228	128	H
	9.230569	55.85	PK-U	36.4	.4	0	-43.31	49.34	-	-	88.2	-38.86	228	128	H

* - indicates frequency in CFR47 Pt 15 / IC RSS-Restricted Band
** - indicates frequency in Taiwan NCC LP0002 Restricted Band
PK-U - U-NII: Maximum Peak
ADR - U-NII AD primary method, RMS average

UL VERIFICATION SERVICES INC.
47173 Benicia Street, Fremont, CA 94538, USA TEL:(510) 319-4000 FAX:(510) 661-0888
This report shall not be reproduced except in full, without the written approval of UL VERIFICATION SERVICES INC.

HIGH (Channel 167, 6785MHz FCC/ISED standard power)

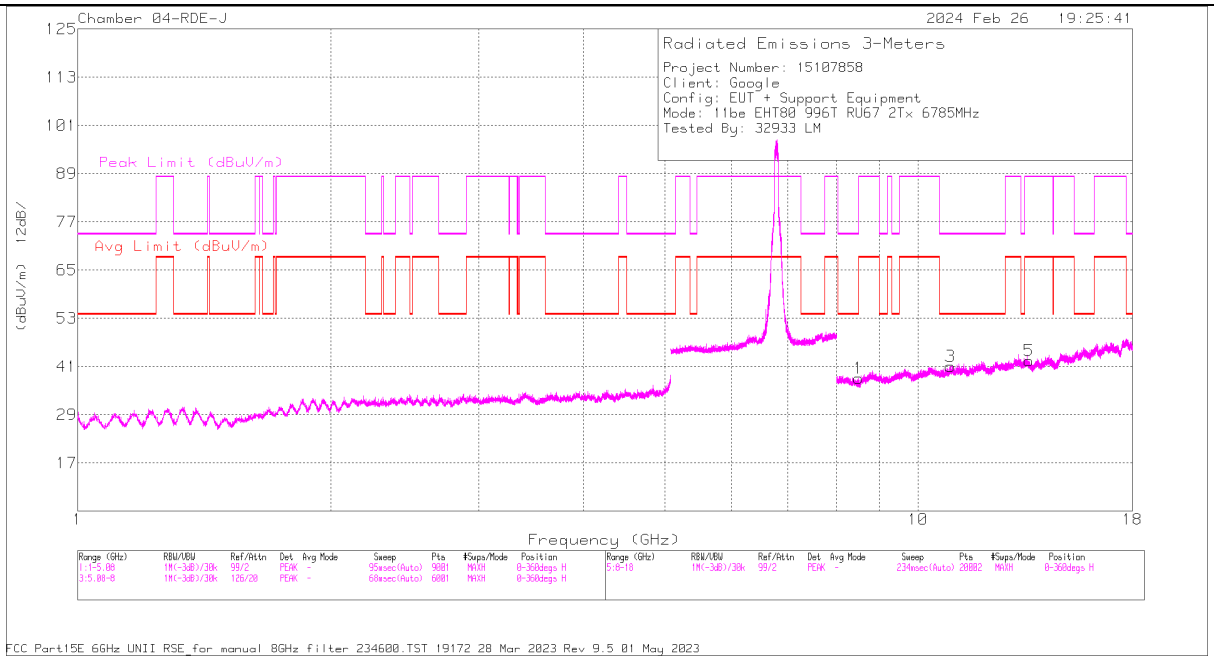

HORIZONTAL

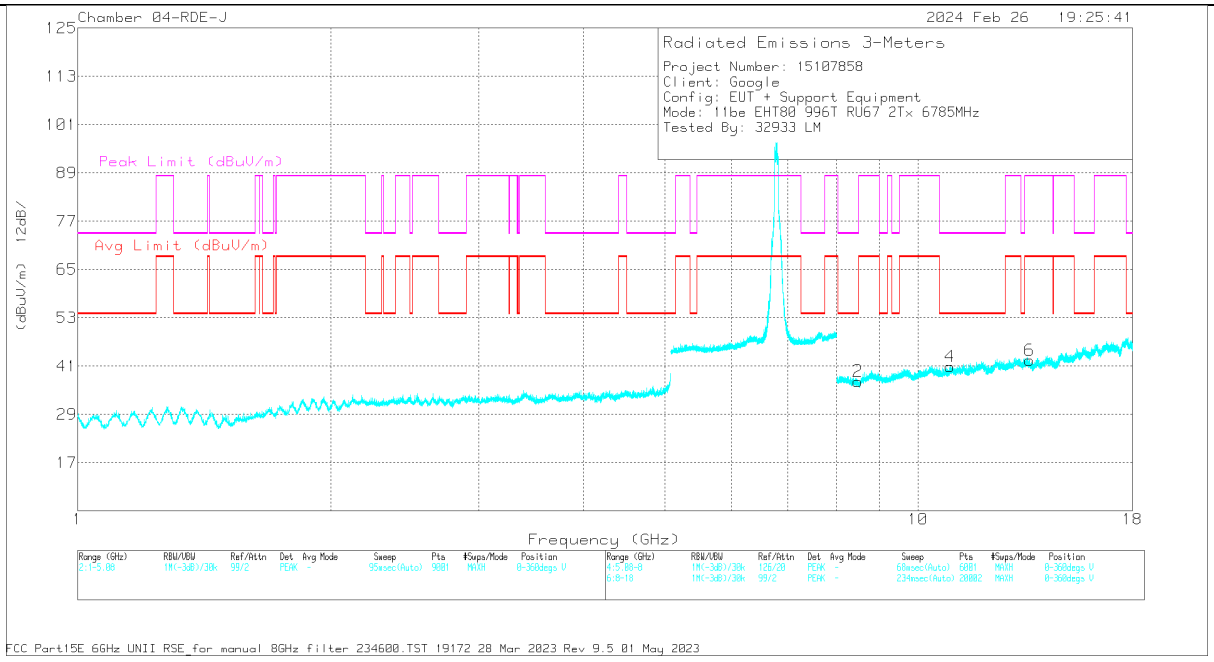

VERTICAL

UL VERIFICATION SERVICES INC.
47173 Benicia Street, Fremont, CA 94538, USA TEL:(510) 319-4000 FAX:(510) 661-0888
This report shall not be reproduced except in full, without the written approval of UL VERIFICATION SERVICES INC.

RADIATED EMISSIONS

Marker	Frequency (GHz)	Meter Reading (dBuV)	Det	222741 ACF 3m (dB/m)	Cbl/Amp (dB)	234600 8GHz HPF (dB)	DCCF (dB)	Corrected Reading (dBuV/m)	Avg Limit (dBuV/m)	Margin (dB)	Peak Limit (dBuV/m)	PK Margin (dB)	Azimuth (Degs)	Height (cm)	Polarity
1	8.500696	52.07	PK-U	35.7	-41.4	.8	0	47.17	-	-	88.2	-41.03	249	201	H
	8.501508	40.49	ADR	35.7	-41.4	.8	.5	36.09	68.2	-32.11	-	-	249	201	H
2	* ** 8.487605	52.63	PK-U	35.7	-41.1	.8	0	48.03	-	-	74	-25.97	239	238	V
	* ** 8.486173	40.24	ADR	35.7	-41.3	.8	.5	35.94	54	-18.06	-	-	239	238	V
3	* ** 10.928728	53.3	PK-U	37.8	-40.5	.8	0	51.4	-	-	74	-22.6	50	165	H
	* ** 10.928696	41.48	ADR	37.8	-40.5	.8	.5	40.08	54	-13.92	-	-	50	165	H
4	* ** 10.920799	52.81	PK-U	37.8	-40.5	.8	0	50.91	-	-	74	-23.09	113	115	V
	* ** 10.919714	41.16	ADR	37.8	-40.6	.8	.5	39.66	54	-14.34	-	-	113	115	V
5	13.558717	41.45	ADR	38.6	-40.7	.9	.5	40.75	68.2	-27.45	-	-	137	145	H
	13.560862	53.03	PK-U	38.6	-40.6	.9	0	51.93	-	-	88.2	-36.27	137	145	H
6	13.573494	53.14	PK-U	38.6	-40.5	.9	0	52.14	-	-	88.2	-36.06	341	348	V
	13.575183	41.31	ADR	38.6	-40.4	.9	.5	40.91	68.2	-27.29	-	-	341	348	V

* - indicates frequency in CFR47 Pt 15 / IC RSS-Restricted Band
** - indicates frequency in Taiwan NCC LP0002 Restricted Band
PK-U - U-NII: Maximum Peak
ADR - U-NII AD primary method, RMS average

UL VERIFICATION SERVICES INC.
47173 Benicia Street, Fremont, CA 94538, USA TEL:(510) 319-4000 FAX:(510) 661-0888
This report shall not be reproduced except in full, without the written approval of UL VERIFICATION SERVICES INC.

HIGH STRADDLE (Channel 183, 6865MHz)

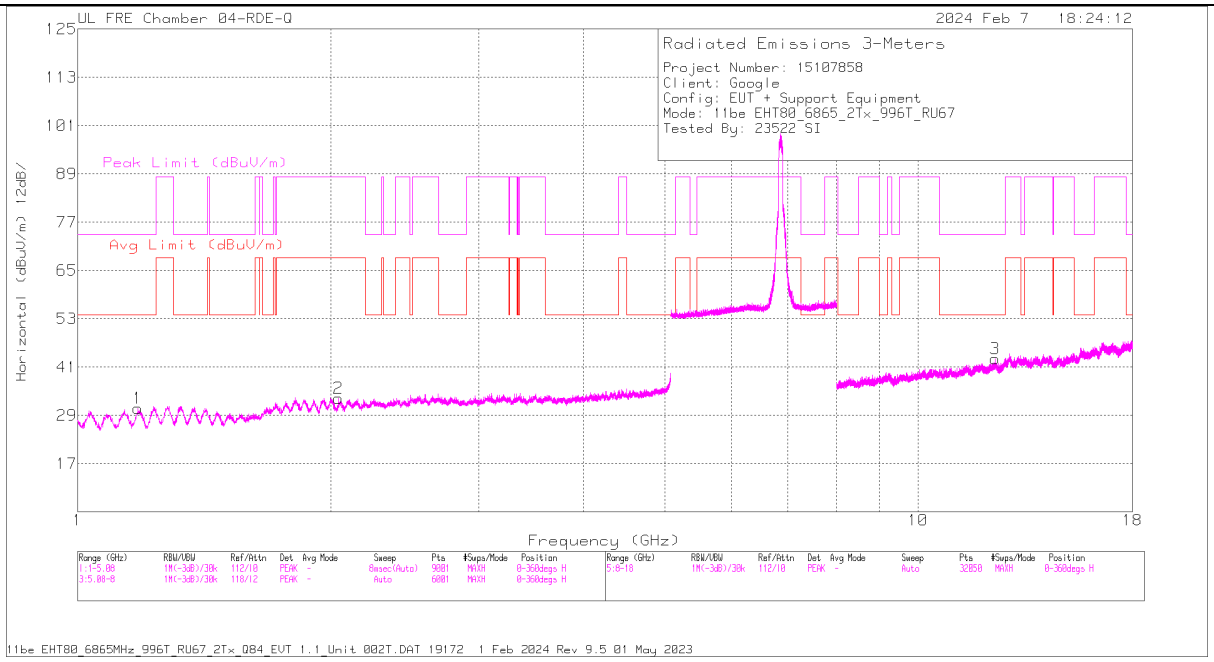

HORIZONTAL

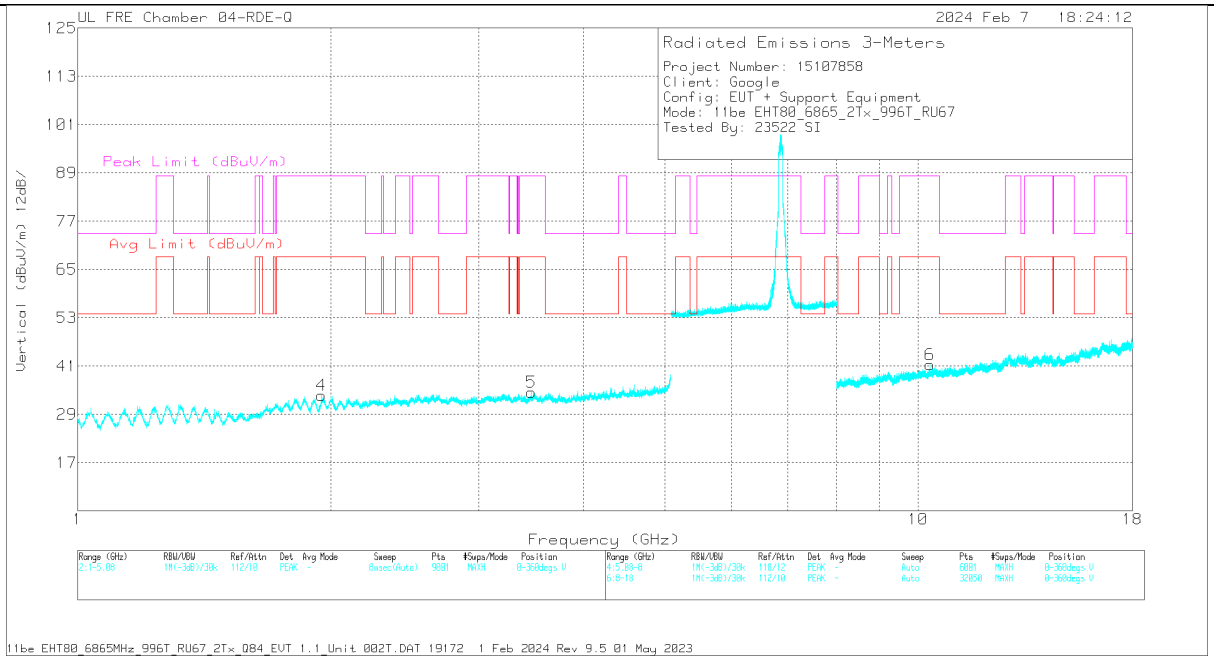

VERTICAL

UL VERIFICATION SERVICES INC.
47173 Benicia Street, Fremont, CA 94538, USA TEL:(510) 319-4000 FAX:(510) 661-0888
This report shall not be reproduced except in full, without the written approval of UL VERIFICATION SERVICES INC.

RADIATED EMISSIONS

Marker	Frequency (GHz)	Meter Reading (dBuV)	Det	84796 ACF 3m (dB/m)	DCCF (dB)	Gain/Loss (dB)	Corrected Reading (dBuV/m)	Avg Limit (dBuV/m)	Margin (dB)	Peak Limit (dBuV/m)	PK Margin (dB)	Azimuth (Degs)	Height (cm)	Polarity
1	* ** 1.180057	61.07	PK-U	28.3	0	-47.78	41.59	-	-	74	-32.41	124	305	H
	* ** 1.177988	48.38	ADR	28.3	.5	-47.73	29.45	54	-24.55	-	-	124	305	H
4	** 1.952277	59.88	PK-U	30.9	0	-48.01	42.77	-	-	88.2	-45.43	2	394	V
	** 1.953273	48.5	ADR	30.9	.5	-48.03	31.87	68.2	-36.33	-	-	2	394	V
2	2.044704	58.76	PK-U	31	0	-47.8	41.96	-	-	88.2	-46.24	69	264	H
	2.04493	47.6	ADR	31	.5	-47.81	31.29	68.2	-36.91	-	-	69	264	H
5	3.467464	56.94	PK-U	32.9	0	-46.73	43.11	-	-	88.2	-45.09	16	280	V
	3.468103	45.79	ADR	32.9	.5	-46.72	32.47	68.2	-35.73	-	-	16	280	V

* - indicates frequency in CFR47 Pt 15 / IC RSS-Restricted Band
** - indicates frequency in Taiwan NCC LP0002 Restricted Band
PK-U - U-NII: Maximum Peak
ADR - U-NII AD primary method, RMS average

Marker	Frequency (GHz)	Meter Reading (dBuV)	Det	84796 ACF 3m (dB/m)	8 GHz HPF (dB)	DCCF (dB)	Gain/Loss (dB)	Corrected Reading (dBuV/m)	Avg Limit (dBuV/m)	Margin (dB)	Peak Limit (dBuV/m)	PK Margin (dB)	Azimuth (Degs)	Height (cm)	Polarity
3	* ** 12.360505	43.43	ADR	38.7	.4	.5	-42.21	40.82	54	-13.18	-	-	3	380	H
	* ** 12.3612	55.17	PK-U	38.7	.4	0	-42.19	52.08	-	-	74	-21.92	3	380	H
6	10.326593	44.68	ADR	37.4	.3	.5	-44.16	38.72	68.2	-29.48	-	-	2	309	V
	10.328106	56.78	PK-U	37.4	.3	0	-44.15	50.33	-	-	88.2	-37.87	2	309	V

* - indicates frequency in CFR47 Pt 15 / IC RSS-Restricted Band
** - indicates frequency in Taiwan NCC LP0002 Restricted Band
PK-U - U-NII: Maximum Peak
ADR - U-NII AD primary method, RMS average

UL VERIFICATION SERVICES INC.
47173 Benicia Street, Fremont, CA 94538, USA TEL:(510) 319-4000 FAX:(510) 661-0888
This report shall not be reproduced except in full, without the written approval of UL VERIFICATION SERVICES INC.

11.1.15. 802.11be EHT160 MODE IN THE UNII-7 BAND

2TX Tx0 + Tx1 OFDMA MODE: SU

HARMONICS AND SPURIOUS EMISSIONS

MID CHANNEL

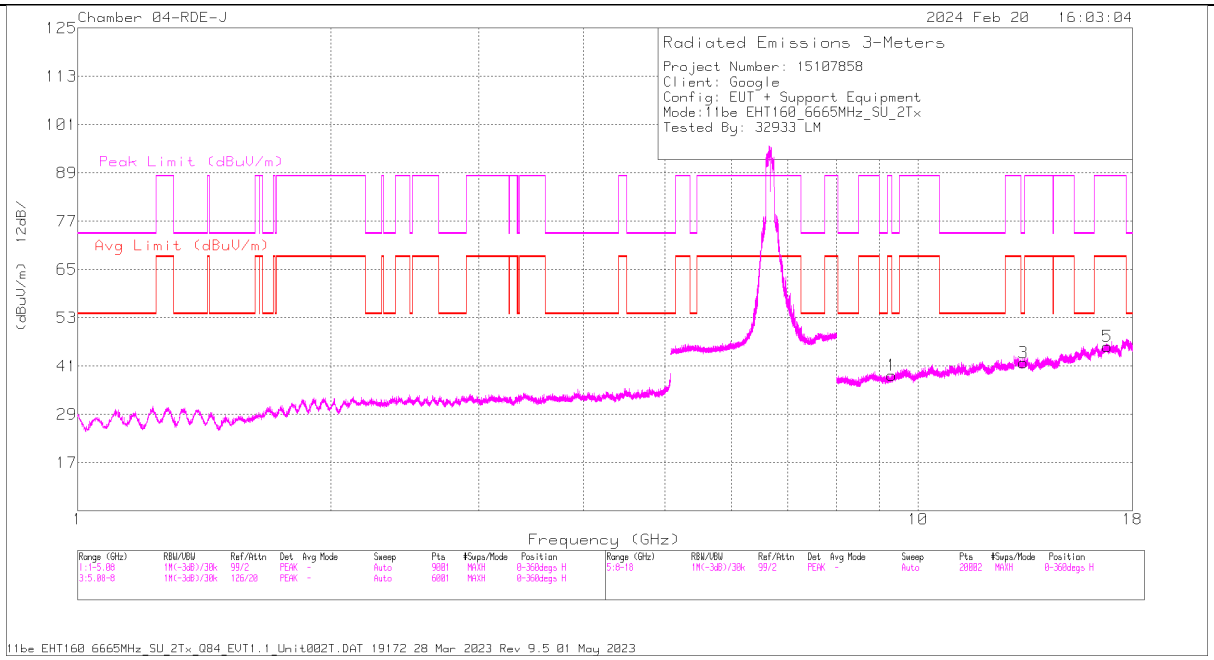

HORIZONTAL

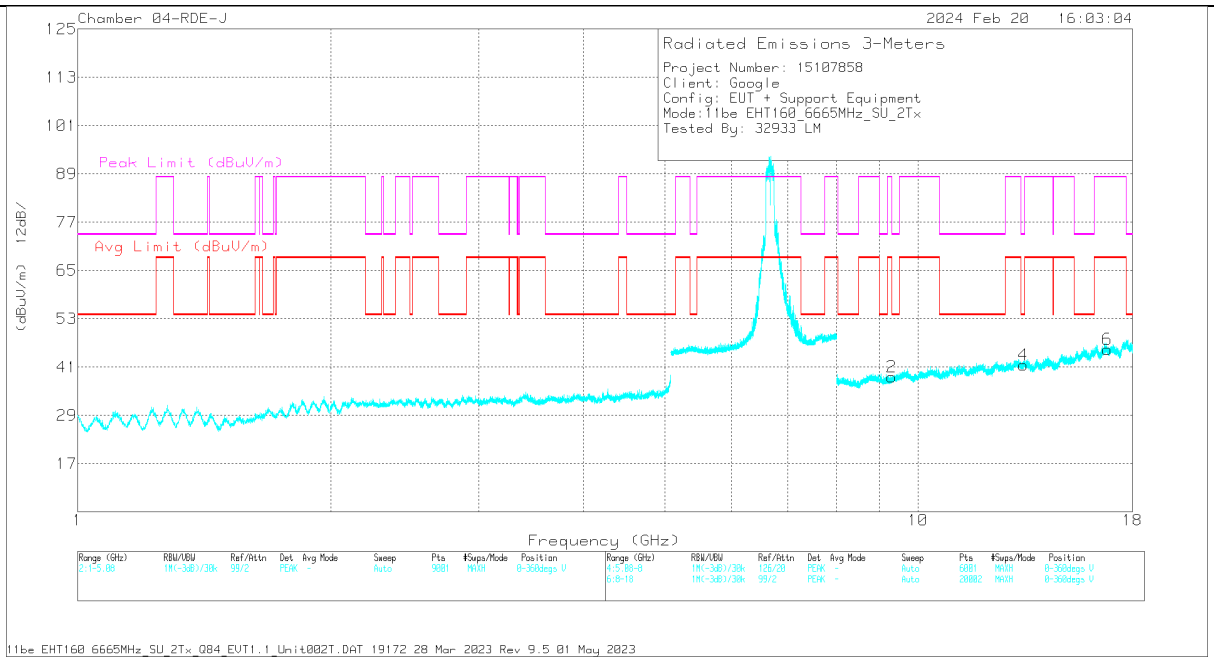

VERTICAL

UL VERIFICATION SERVICES INC.
47173 Benicia Street, Fremont, CA 94538, USA TEL:(510) 319-4000 FAX:(510) 661-0888
This report shall not be reproduced except in full, without the written approval of UL VERIFICATION SERVICES INC.

RADIATED EMISSIONS

Marker	Frequency (GHz)	Meter Reading (dBuV)	Det	222741 ACF 3m (dB/m)	Cbl/Amp (dB)	234600 8GHz HPF (dB)	DCCF (dB)	Corrected Reading (dBuV/m)	Avg Limit (dBuV/m)	Margin (dB)	Peak Limit (dBuV/m)	PK Margin (dB)	Azimuth (Degs)	Height (cm)	Polarity
1	* ** 9.307574	52.97	PK-U	36.3	-41.8	.8	0	48.27	-	-	74	-25.73	43	353	H
	* ** 9.307934	41.65	ADR	36.3	-41.8	.8	.21	37.16	54	-16.84	-	-	43	353	H
2	* ** 9.304719	52.95	PK-U	36.3	-41.8	.8	0	48.25	-	-	74	-25.75	130	239	V
	* ** 9.303145	41.64	ADR	36.3	-41.8	.8	.21	37.15	54	-16.85	-	-	130	239	V
3	* *** 13.338291	52.75	PK-U	38.6	-40.8	.9	0	51.45	-	-	74	-22.55	357	343	H
	* ** 13.34164	41.42	ADR	38.6	-40.9	.9	.21	40.23	54	-13.77	-	-	357	343	H
4	* *** 13.338481	53.31	PK-U	38.6	-40.8	.9	0	52.01	-	-	74	-21.99	78	110	V
	* *** 13.341089	41.76	ADR	38.6	-41	.9	.21	40.47	54	-13.53	-	-	78	110	V
5	16.79224	41.87	ADR	42.3	-40.3	.6	.21	44.68	68.2	-23.52	-	-	71	218	H
	16.792388	53.89	PK-U	42.3	-40.3	.6	0	56.49	-	-	88.2	-31.71	71	218	H
6	16.793657	53.83	PK-U	42.3	-40.2	.6	0	56.53	-	-	88.2	-31.67	350	146	V
	16.794654	41.85	ADR	42.3	-40.3	.6	.21	44.66	68.2	-23.54	-	-	350	146	V

* - indicates frequency in CFR47 Pt 15 / IC RSS-Restricted Band
** - indicates frequency in Taiwan NCC LP0002 Restricted Band
PK-U - U-NII: Maximum Peak
ADR - U-NII AD primary method, RMS average

UL VERIFICATION SERVICES INC.
47173 Benicia Street, Fremont, CA 94538, USA TEL:(510) 319-4000 FAX:(510) 661-0888
This report shall not be reproduced except in full, without the written approval of UL VERIFICATION SERVICES INC.

HIGH STRADDLE

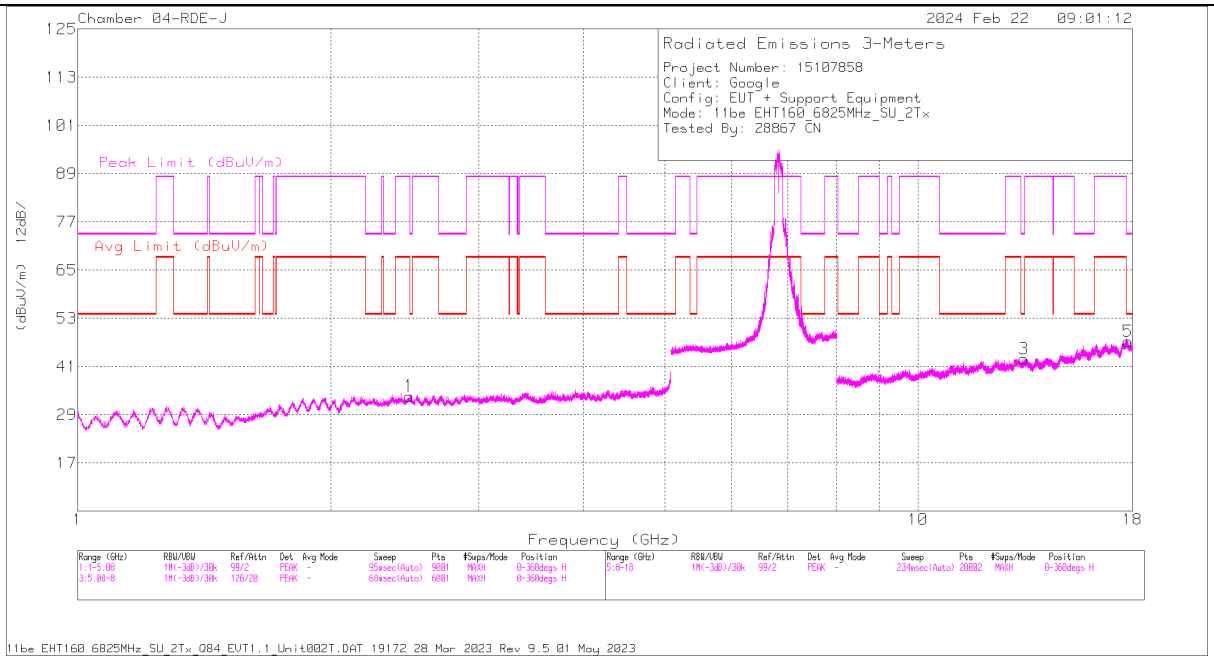

HORIZONTAL

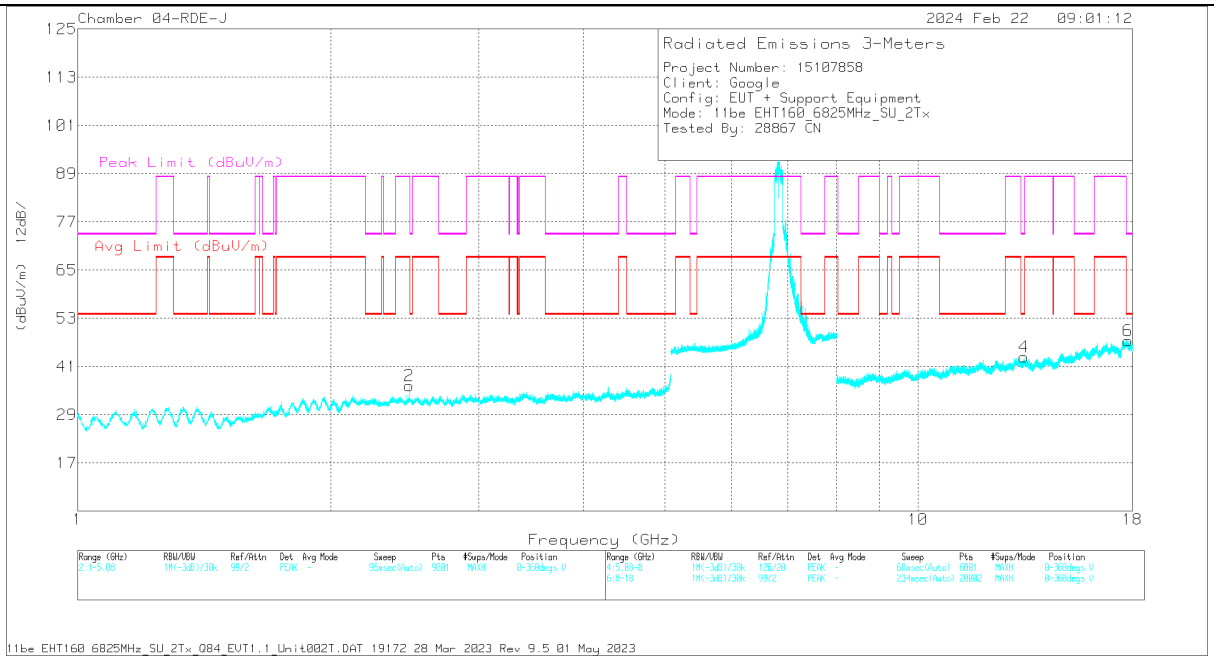

VERTICAL

UL VERIFICATION SERVICES INC.
47173 Benicia Street, Fremont, CA 94538, USA TEL:(510) 319-4000 FAX:(510) 661-0888

This report shall not be reproduced except in full, without the written approval of UL VERIFICATION SERVICES INC.

RADIATED EMISSIONS

Marker	Frequency (GHz)	Meter Reading (dBuV)	Det	222741 ACF 3m (dB/m)	Cbl/Amp (dB)	DCCF (dB)	Corrected Reading (dBuV/m)	Avg Limit (dBuV/m)	Margin (dB)	Peak Limit (dBuV/m)	PK Margin (dB)	Azimuth (Degs)	Height (cm)	Polarity
1	2.47979	57.36	PK-U	32.2	-46.2	0	43.36	-	-	88.2	-44.84	113	346	H
	2.481381	45.97	ADR	32.2	-46.2	.21	32.18	68.2	-36.02	-	-	113	346	H
2	2.480163	58.1	PK-U	32.2	-46.2	0	44.1	-	-	88.2	-44.1	48	166	V
	2.47872	45.9	ADR	32.2	-46.2	.21	32.11	68.2	-36.09	-	-	48	166	V

* - indicates frequency in CFR47 Pt 15 / IC RSS-Restricted Band
** - indicates frequency in Taiwan NCC LP0002 Restricted Band
PK-U - U-NII: Maximum Peak
ADR - U-NII AD primary method, RMS average

Marker	Frequency (GHz)	Meter Reading (dBuV)	Det	222741 ACF 3m (dB/m)	Cbl/Amp (dB)	234600 8GHz HPF (dB)	DCCF (dB)	Corrected Reading (dBuV/m)	Avg Limit (dBuV/m)	Margin (dB)	Peak Limit (dBuV/m)	PK Margin (dB)	Azimuth (Degs)	Height (cm)	Polarity
3	* ** 13.365969	53.67	PK-U	38.6	-40.9	.9	0	52.27	-	-	74	-21.73	26	153	H
	* ** 13.367586	41.98	ADR	38.6	-41	1	.21	40.79	54	-13.21	-	-	26	153	H
4	* ** 13.351811	53.45	PK-U	38.6	-40.9	.9	0	52.05	-	-	74	-21.95	86	191	V
	* ** 13.358608	41.7	ADR	38.6	-41	.9	.21	40.41	54	-13.59	-	-	86	191	V
5	* ** 17.789144	54.64	PK-U	42	-40.6	.5	0	56.54	-	-	74	-17.46	133	129	H
	* ** 17.789574	43.43	ADR	42	-40.7	.5	.21	45.44	54	-8.56	-	-	133	129	H
6	* ** 17.783228	54.85	PK-U	42	-40.7	.5	0	56.65	-	-	74	-17.35	123	384	V
	* ** 17.788088	43.27	ADR	42	-40.7	.5	.21	45.28	54	-8.72	-	-	123	384	V

* - indicates frequency in CFR47 Pt 15 / IC RSS-Restricted Band
** - indicates frequency in Taiwan NCC LP0002 Restricted Band
PK-U - U-NII: Maximum Peak
ADR - U-NII AD primary method, RMS average

UL VERIFICATION SERVICES INC.
47173 Benicia Street, Fremont, CA 94538, USA TEL:(510) 319-4000 FAX:(510) 661-0888
This report shall not be reproduced except in full, without the written approval of UL VERIFICATION SERVICES INC.

11.1.16. 802.11a MODE IN THE UNII-8 BAND

2Tx Tx0 + Tx1

BANDEDGE (HIGH CHANNEL)

HORIZONTAL RESULT

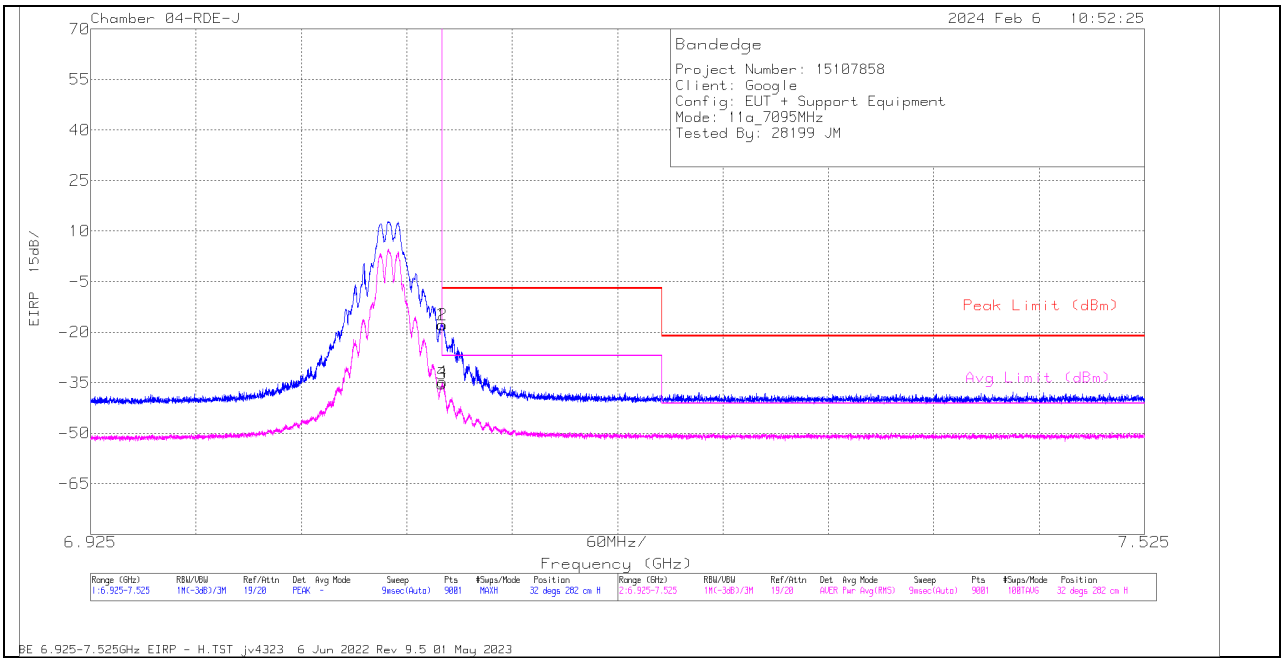

Trace Markers

Marker	Frequency (GHz)	Meter Reading (dBm)	Det	222741 ACF 3m (dB/m)	Cbl/Amp (dB)	Conversion Factor (dB)	Corrected Reading EIRP	Peak Limit (dBm)	PK Margin (dB)	Avg Limit (dBm)	RMS Margin (dB)	Azimuth (Degs)	Height (cm)	Polarity
1	7.125	-32.23	Pk	35.8	-33.2	11.8	-17.83	-7	-10.83	-	-	32	282	H
3	7.125	-49.76	RMS	35.8	-33.2	11.8	-35.36	-	-	-27	-8.36	32	282	H
2	7.125268	-32.2	Pk	35.8	-33.2	11.8	-17.8	-7	-10.8	-	-	32	282	H
4	7.125468	-49.21	RMS	35.8	-33.2	11.8	-34.81	-	-	-27	-7.81	32	282	H

Pk - Peak detector
RMS - RMS detection

UL VERIFICATION SERVICES INC.
47173 Benicia Street, Fremont, CA 94538, USA TEL:(510) 319-4000 FAX:(510) 661-0888
This report shall not be reproduced except in full, without the written approval of UL VERIFICATION SERVICES INC.

VERTICAL RESULT

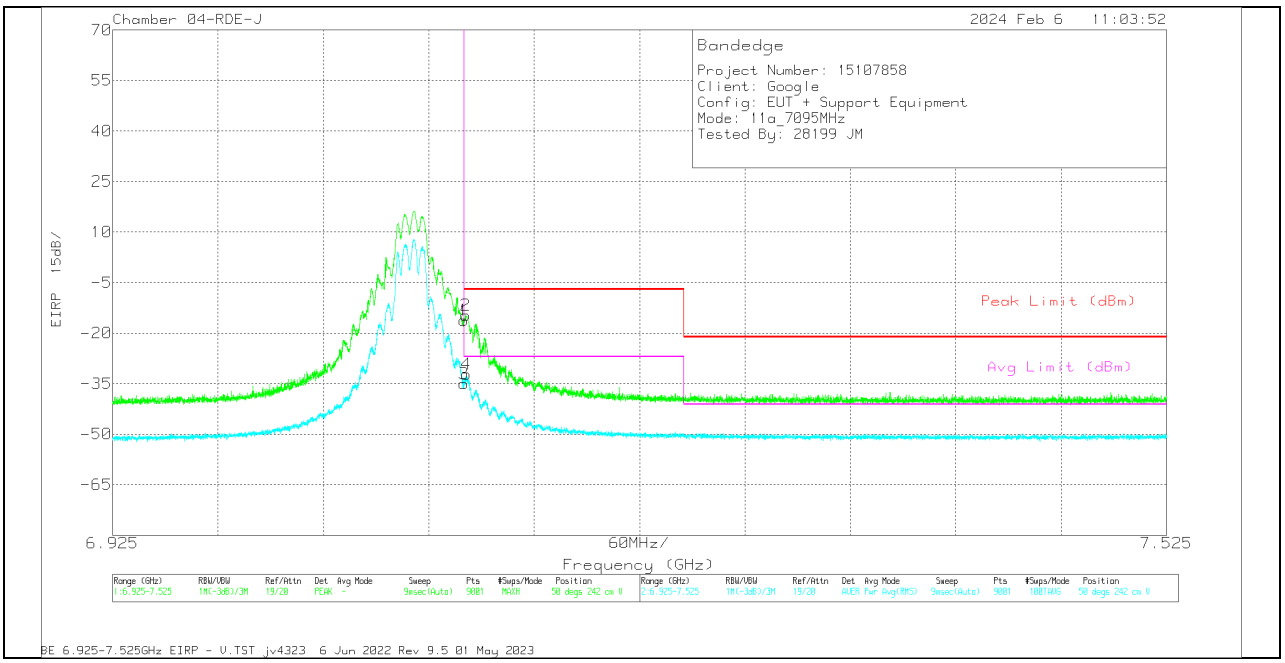

Trace Markers

Marker	Frequency (GHz)	Meter Reading (dBm)	Det	222741 ACF 3m (dB/m)	Cbl/Amp (dB)	Conversion Factor (dB)	Corrected Reading EIRP	Peak Limit (dBm)	PK Margin (dB)	Avg Limit (dBm)	RMS Margin (dB)	Azimuth (Degs)	Height (cm)	Polarity
1	7.125	-30.6	Pk	35.8	-33.2	11.8	-16.2	-7	-9.2	-	-	50	242	V
3	7.125	-49.47	RMS	35.8	-33.2	11.8	-35.07	-	-	-27	-8.07	50	242	V
2	7.126001	-29.26	Pk	35.8	-33.1	11.8	-14.76	-7	-7.76	-	-	50	242	V
4	7.126268	-46.77	RMS	35.8	-33.1	11.8	-32.27	-	-	-27	-5.27	50	242	V

Pk - Peak detector
RMS - RMS detection

UL VERIFICATION SERVICES INC.
47173 Benicia Street, Fremont, CA 94538, USA TEL:(510) 319-4000 FAX:(510) 661-0888
This report shall not be reproduced except in full, without the written approval of UL VERIFICATION SERVICES INC.

HARMONICS AND SPURIOUS EMISSIONS

LOW CHANNEL

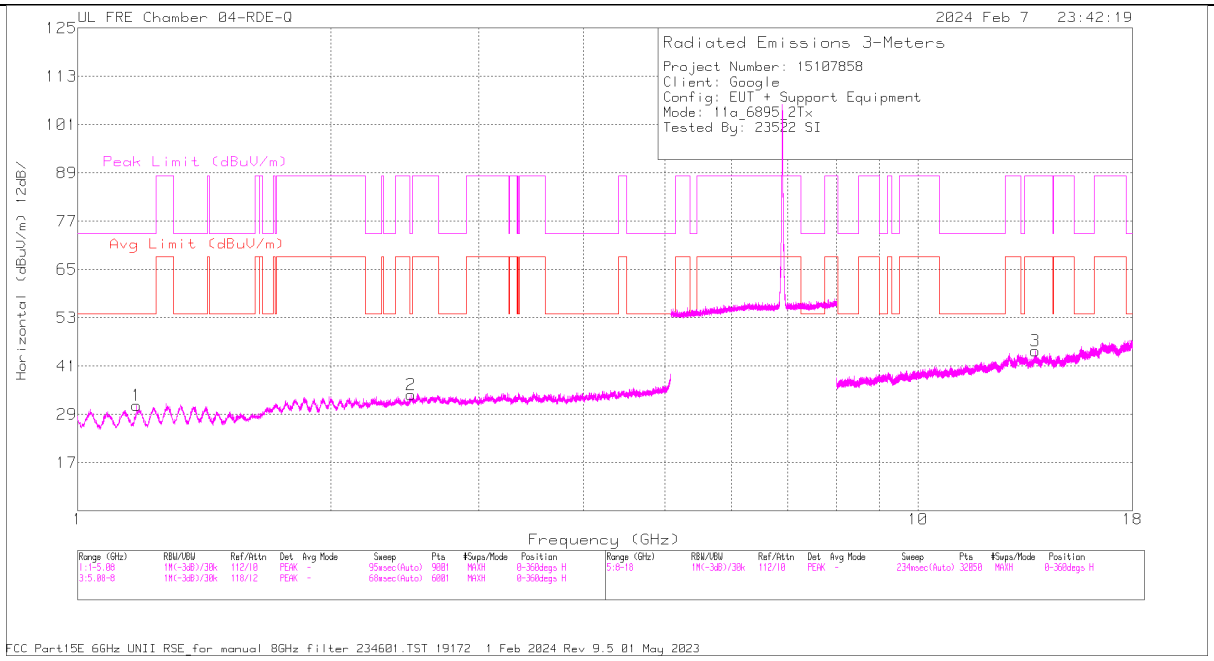

HORIZONTAL

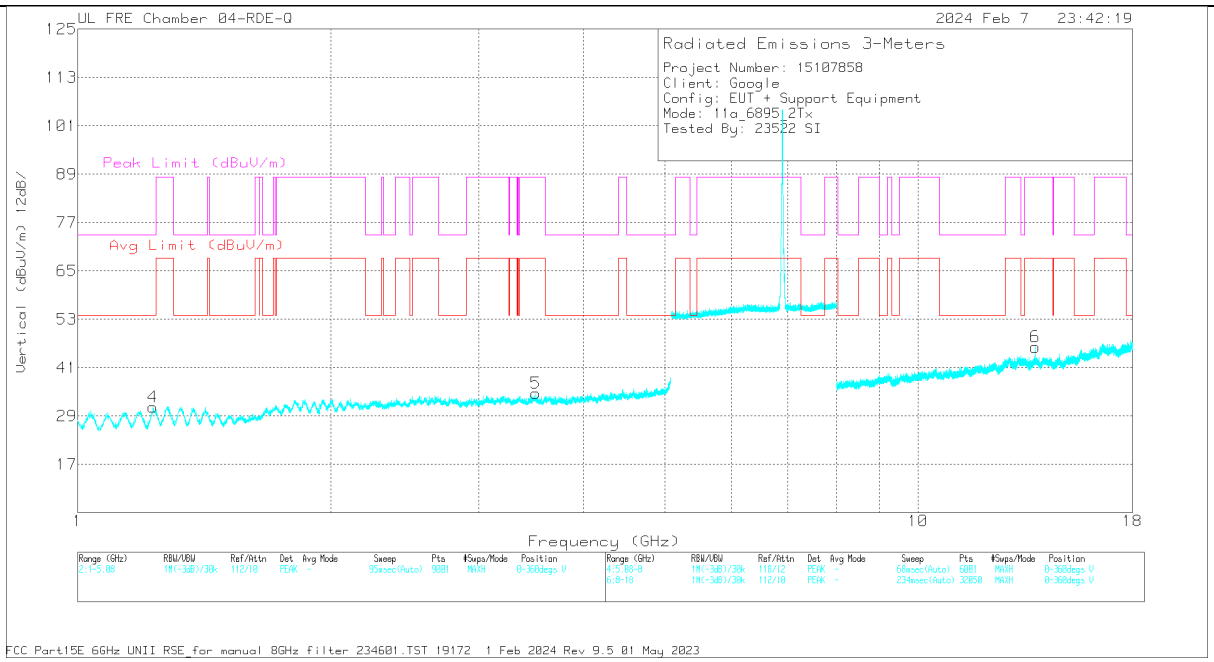

VERTICAL

UL VERIFICATION SERVICES INC.
47173 Benicia Street, Fremont, CA 94538, USA TEL:(510) 319-4000 FAX:(510) 661-0888

This report shall not be reproduced except in full, without the written approval of UL VERIFICATION SERVICES INC.

RADIATED EMISSIONS

Marker	Frequency (GHz)	Meter Reading (dBuV)	Det	84796 ACF 3m (dB/m)	Gain/Loss (dB)	Corrected Reading (dBuV/m)	Avg Limit (dBuV/m)	Margin (dB)	Peak Limit (dBuV/m)	PK Margin (dB)	Azimuth (Degs)	Height (cm)	Polarity
1	* ** 1.176617	59.77	PK-U	28.2	-47.63	40.34	-	-	74	-33.66	1	130	H
	** 1.176873	47.84	ADR	28.2	-47.63	28.41	54	-25.59	-	-	1	130	H
2	* ** 2.490294	58.94	PK-U	32.2	-47.91	43.23	-	-	74	-30.77	333	264	H
	* ** 2.490058	47.39	ADR	32.2	-47.92	31.67	54	-22.33	-	-	333	264	H
4	* ** 1.23144	60.44	PK-U	28.8	-47.78	41.46	-	-	74	-32.54	283	159	V
	* ** 1.228721	48.48	ADR	28.7	-47.76	29.42	54	-24.58	-	-	283	159	V
5	** 3.509782	57.02	PK-U	32.9	-46.31	43.61	-	-	88.2	-44.59	147	322	V
	** 3.506982	45.83	ADR	32.9	-46.37	32.36	68.2	-35.84	-	-	147	322	V

* - indicates frequency in CFR47 Pt 15 / IC RSS-Restricted Band
** - indicates frequency in Taiwan NCC LP0002 Restricted Band
PK-U - U-NII: Maximum Peak
ADR - U-NII AD primary method, RMS average

Marker	Frequency (GHz)	Meter Reading (dBuV)	Det	84796 ACF 3m (dB/m)	8 GHz HPF (dB)	Gain/Loss (dB)	Corrected Reading (dBuV/m)	Avg Limit (dBuV/m)	Margin (dB)	Peak Limit (dBuV/m)	PK Margin (dB)	Azimuth (Degs)	Height (cm)	Polarity
3	13.788975	57.14	PK-U	39.3	.5	-43.02	53.92	-	-	88.2	-34.28	197	236	H
	13.789899	45.7	ADR	39.3	.5	-42.95	42.55	68.2	-25.65	-	-	197	236	H
6	13.789156	49.77	ADR	39.3	.5	-43.01	46.56	68.2	-21.64	-	-	171	117	V
	13.789371	60.88	PK-U	39.3	.5	-42.99	57.69	-	-	88.2	-30.51	171	117	V

* - indicates frequency in CFR47 Pt 15 / IC RSS-Restricted Band
** - indicates frequency in Taiwan NCC LP0002 Restricted Band
PK-U - U-NII: Maximum Peak
ADR - U-NII AD primary method, RMS average

UL VERIFICATION SERVICES INC.
47173 Benicia Street, Fremont, CA 94538, USA TEL:(510) 319-4000 FAX:(510) 661-0888
This report shall not be reproduced except in full, without the written approval of UL VERIFICATION SERVICES INC.

MID CHANNEL

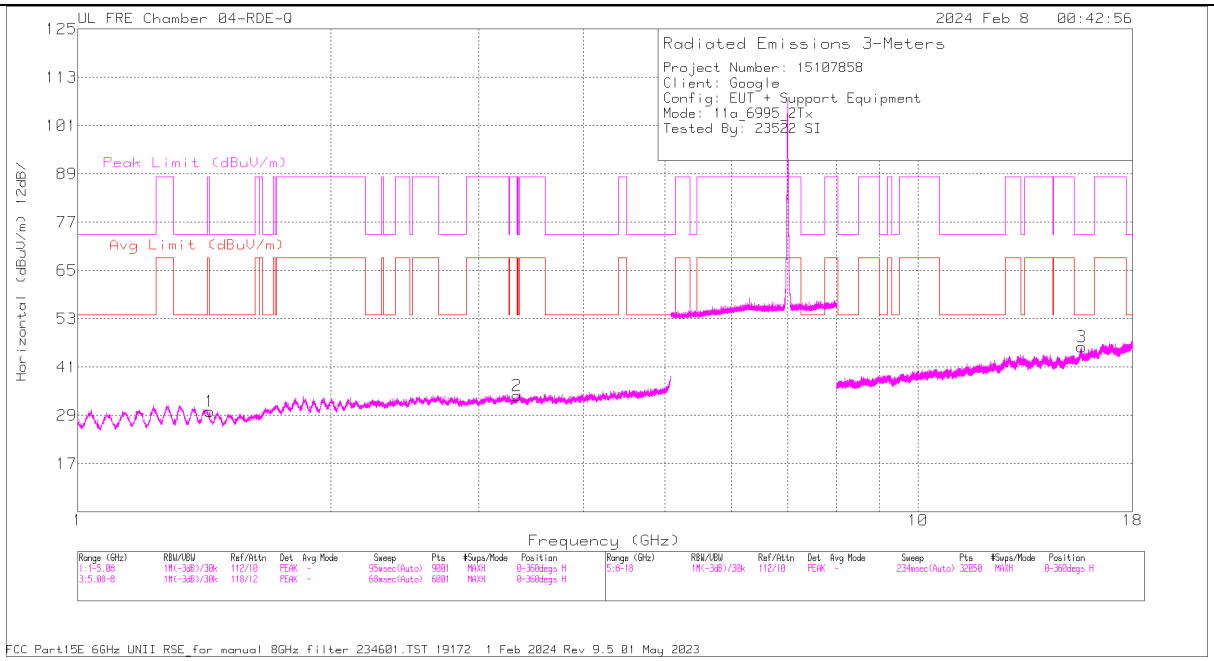

HORIZONTAL

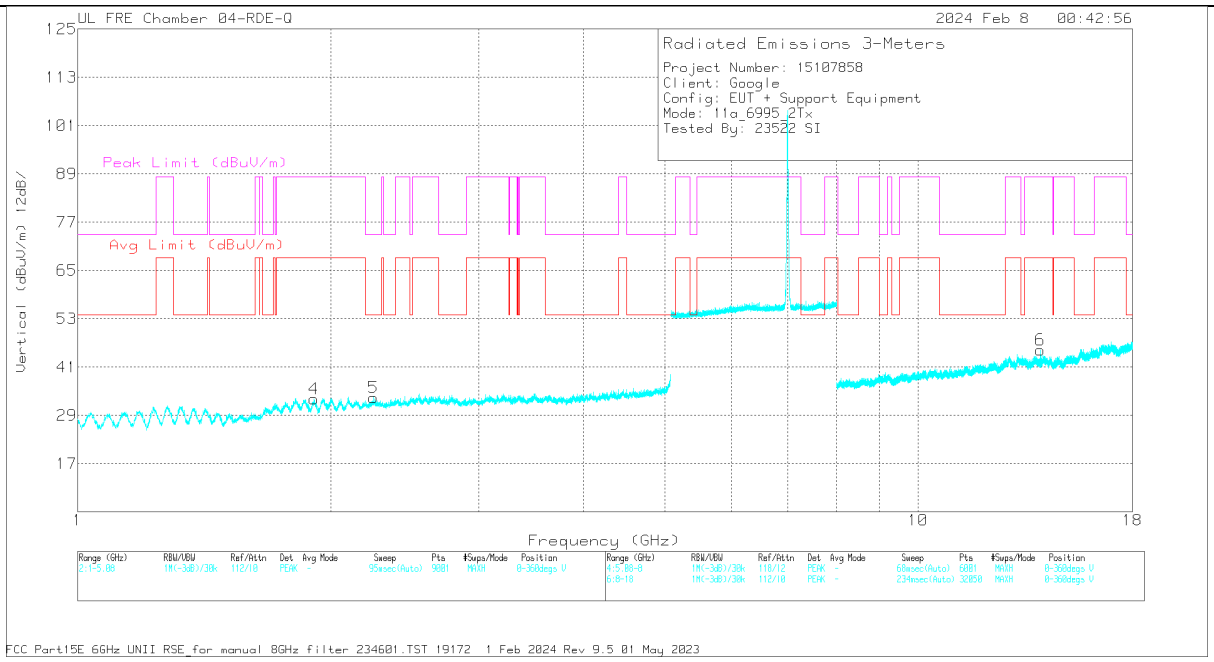

VERTICAL

UL VERIFICATION SERVICES INC.
47173 Benicia Street, Fremont, CA 94538, USA TEL:(510) 319-4000 FAX:(510) 661-0888

This report shall not be reproduced except in full, without the written approval of UL VERIFICATION SERVICES INC.

RADIATED EMISSIONS

Marker	Frequency (GHz)	Meter Reading (dBuV)	Det	84796 ACF 3m (dB/m)	Gain/Loss (dB)	Corrected Reading (dBuV/m)	Avg Limit (dBuV/m)	Margin (dB)	Peak Limit (dBuV/m)	PK Margin (dB)	Azimuth (Degs)	Height (cm)	Polarity
4	1.909794	59.73	PK-U	30.9	-47.7	42.93	-	-	88.2	-45.27	26	257	V
	1.907919	48.16	ADR	30.9	-47.82	31.24	68.2	-36.96	-	-	26	257	V
5	* ** 2.248316	59.55	PK-U	31.4	-48.05	42.9	-	-	74	-31.1	339	223	V
	* ** 2.246689	47.99	ADR	31.4	-48.11	31.28	54	-22.72	-	-	339	223	V
1	1.430594	59.03	PK-U	28.3	-47.45	39.88	-	-	88.2	-48.32	296	296	H
	1.43065	47.21	ADR	28.3	-47.45	28.06	68.2	-40.14	-	-	296	296	H
2	3.330147	57.82	PK-U	32.8	-46.67	43.95	-	-	88.2	-44.25	215	207	H
	3.331507	45.72	ADR	32.8	-46.7	31.82	68.2	-36.38	-	-	215	207	H

* - indicates frequency in CFR47 Pt 15 / IC RSS-Restricted Band
** - indicates frequency in Taiwan NCC LP0002 Restricted Band
PK-U - U-NII: Maximum Peak
ADR - U-NII AD primary method, RMS average

Marker	Frequency (GHz)	Meter Reading (dBuV)	Det	84796 ACF 3m (dB/m)	8 GHz HPF (dB)	Gain/Loss (dB)	Corrected Reading (dBuV/m)	Avg Limit (dBuV/m)	Margin (dB)	Peak Limit (dBuV/m)	PK Margin (dB)	Azimuth (Degs)	Height (cm)	Polarity
3	* ** 15.65115	44.18	ADR	40.4	.4	-41.24	43.74	54	-10.26	-	-	238	330	H
	* ** 15.652891	55.27	PK-U	40.4	.4	-41.24	54.83	-	-	74	-19.17	238	330	H
6	13.989914	48.81	ADR	39.4	.5	-43.61	45.1	68.2	-23.1	-	-	167	133	V
	13.990688	60.36	PK-U	39.4	.5	-43.55	56.71	-	-	88.2	-31.49	167	133	V

* - indicates frequency in CFR47 Pt 15 / IC RSS-Restricted Band
** - indicates frequency in Taiwan NCC LP0002 Restricted Band
PK-U - U-NII: Maximum Peak
ADR - U-NII AD primary method, RMS average

UL VERIFICATION SERVICES INC.
47173 Benicia Street, Fremont, CA 94538, USA TEL:(510) 319-4000 FAX:(510) 661-0888
This report shall not be reproduced except in full, without the written approval of UL VERIFICATION SERVICES INC.

HIGH CHANNEL

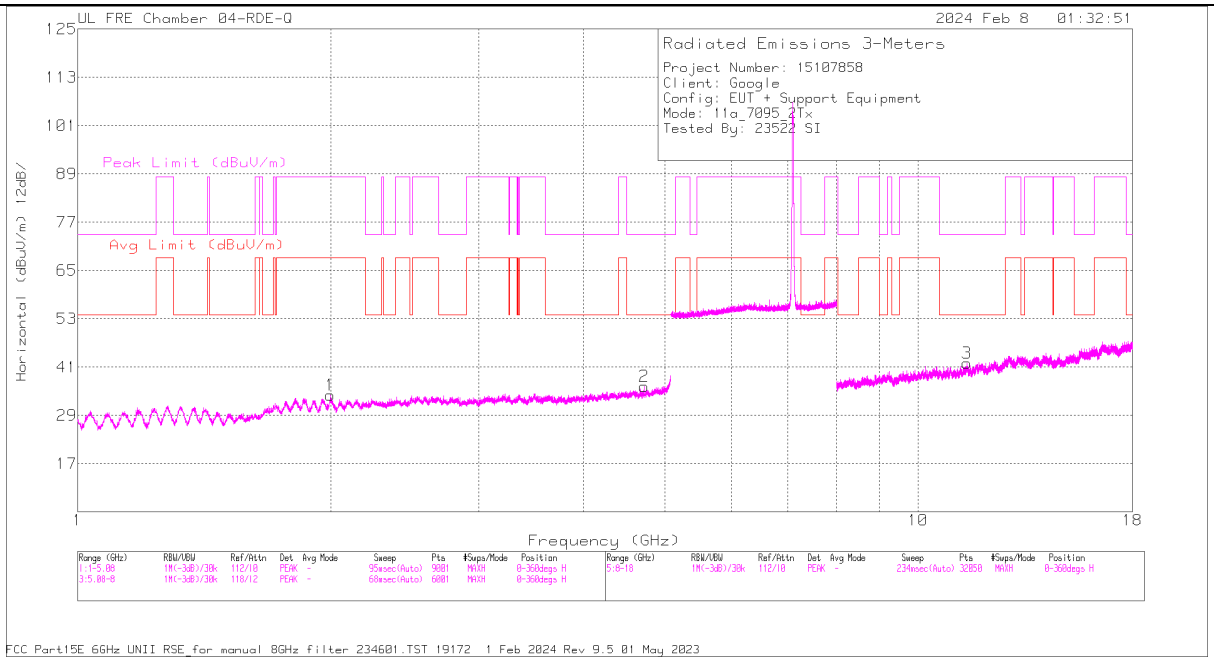

HORIZONTAL

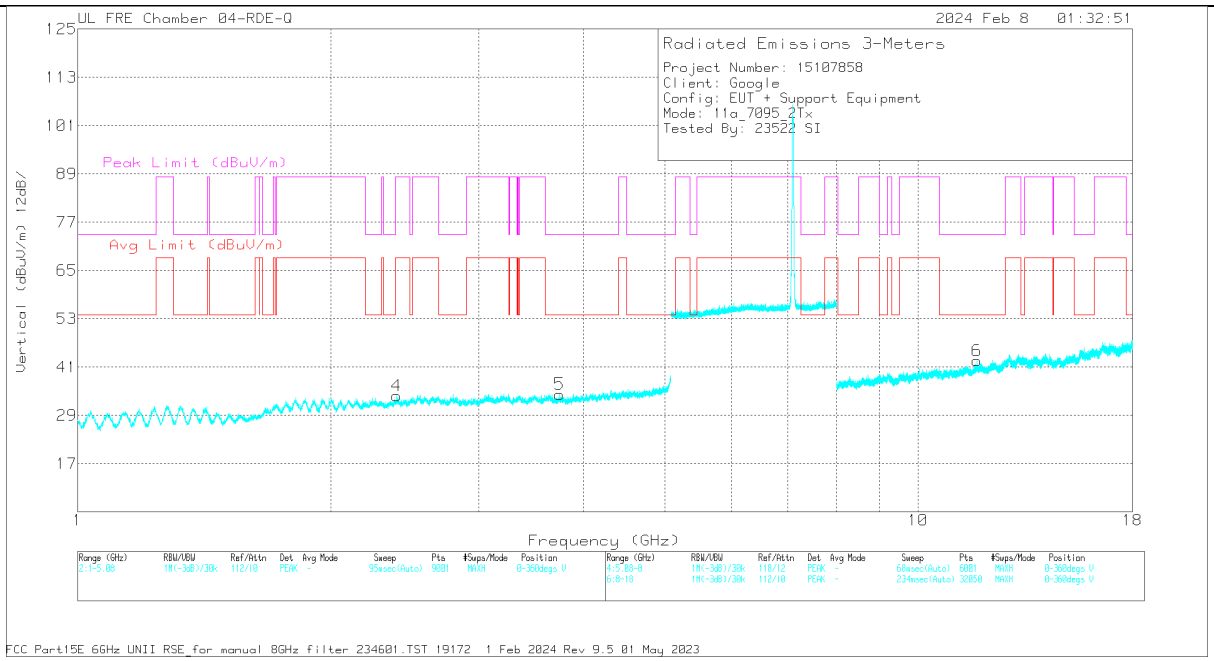

VERTICAL

UL VERIFICATION SERVICES INC.
47173 Benicia Street, Fremont, CA 94538, USA TEL:(510) 319-4000 FAX:(510) 661-0888

This report shall not be reproduced except in full, without the written approval of UL VERIFICATION SERVICES INC.

RADIATED EMISSIONS

Marker	Frequency (GHz)	Meter Reading (dBuV)	Det	84796 ACF 3m (dB/m)	Gain/Loss (dB)	Corrected Reading (dBuV/m)	Avg Limit (dBuV/m)	Margin (dB)	Peak Limit (dBuV/m)	PK Margin (dB)	Azimuth (Degs)	Height (cm)	Polarity
2	* ** 4.721213	57.22	PK-U	34.2	-46.2	45.22	-	-	74	-28.78	3	198	H
	* ** 4.722581	45.4	ADR	34.2	-46.2	33.4	54	-20.6	-	-	3	198	H
5	* ** 3.749032	57.29	PK-U	32.7	-46.67	43.32	-	-	74	-30.68	210	286	V
	* ** 3.751212	45.76	ADR	32.7	-46.67	31.79	54	-22.21	-	-	210	286	V
1	1.999236	48.32	ADR	31	-47.74	31.58	68.2	-36.62	-	-	356	292	H
	2.000718	60.59	PK-U	31	-47.73	43.86	-	-	88.2	-44.34	356	292	H
4	2.398161	59.36	PK-U	31.7	-47.86	43.2	-	-	88.2	-45	198	166	V
	2.399805	47.6	ADR	31.7	-47.86	31.44	68.2	-36.76	-	-	198	166	V

* - indicates frequency in CFR47 Pt 15 / IC RSS-Restricted Band
** - indicates frequency in Taiwan NCC LP0002 Restricted Band
PK-U - U-NII: Maximum Peak
ADR - U-NII AD primary method, RMS average

Marker	Frequency (GHz)	Meter Reading (dBuV)	Det	84796 ACF 3m (dB/m)	8 GHz HPF (dB)	Gain/Loss (dB)	Corrected Reading (dBuV/m)	Avg Limit (dBuV/m)	Margin (dB)	Peak Limit (dBuV/m)	PK Margin (dB)	Azimuth (Degs)	Height (cm)	Polarity
3	* ** 11.434618	56.11	PK-U	38.3	.4	-43.56	51.25	-	-	74	-22.75	78	130	H
	* ** 11.437782	44.7	ADR	38.3	.4	-43.51	39.89	54	-14.11	-	-	78	130	H
6	* ** 11.762937	54.82	PK-U	38.7	.3	-42.96	50.86	-	-	74	-23.14	121	274	V
	* ** 11.765412	43.57	ADR	38.7	.3	-43	39.57	54	-14.43	-	-	121	274	V

* - indicates frequency in CFR47 Pt 15 / IC RSS-Restricted Band
** - indicates frequency in Taiwan NCC LP0002 Restricted Band
PK-U - U-NII: Maximum Peak
ADR - U-NII AD primary method, RMS average

UL VERIFICATION SERVICES INC.
47173 Benicia Street, Fremont, CA 94538, USA TEL:(510) 319-4000 FAX:(510) 661-0888
This report shall not be reproduced except in full, without the written approval of UL VERIFICATION SERVICES INC.

11.1.17. 802.11be EHT20 MODE IN THE UNII-8 BAND

2TX Tx0 + Tx1 OFDMA MODE: 242-Tones, RU 61

BANDEDGE (HIGH CHANNEL)

HORIZONTAL RESULT

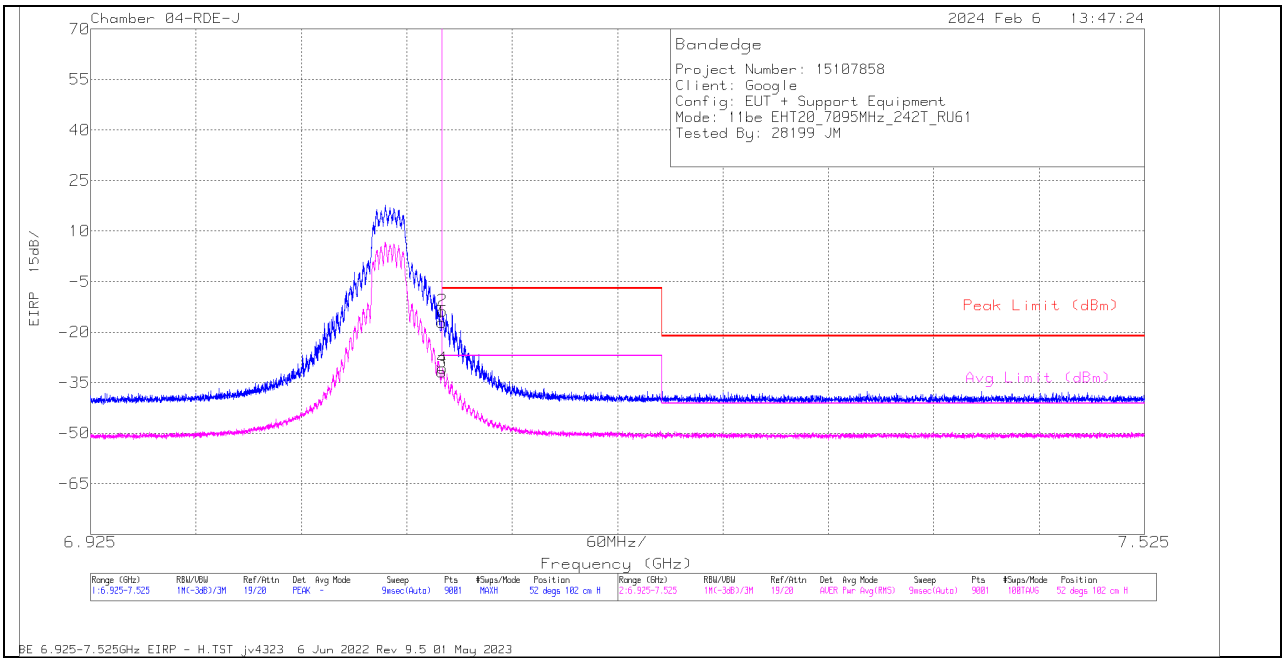

Trace Markers

Marker	Frequency (GHz)	Meter Reading (dBm)	Det	222741 ACF 3m (dB/m)	Cbl/Amp (dB)	Conversion Factor (dB)	DCCF (dB)	Corrected Reading EIRP	Peak Limit (dBm)	PK Margin (dB)	Avg Limit (dBm)	RMS Margin (dB)	Azimuth (Degs)	Height (cm)	Polarity
1	7.125	-31.49	Pk	35.8	-33.2	11.8	0	-17.09	-7	-10.09	-	-	52	102	H
3	7.125	-46.41	RMS	35.8	-33.2	11.8	.15	-31.86	-	-	-27	-4.86	52	102	H
2	7.125268	-28.06	Pk	35.8	-33.2	11.8	0	-13.66	-7	-6.66	-	-	52	102	H
4	7.125268	-45.22	RMS	35.8	-33.2	11.8	.15	-30.67	-	-	-27	-3.67	52	102	H

Pk - Peak detector
RMS - RMS detection

UL VERIFICATION SERVICES INC.
47173 Benicia Street, Fremont, CA 94538, USA TEL:(510) 319-4000 FAX:(510) 661-0888
This report shall not be reproduced except in full, without the written approval of UL VERIFICATION SERVICES INC.

VERTICAL RESULT

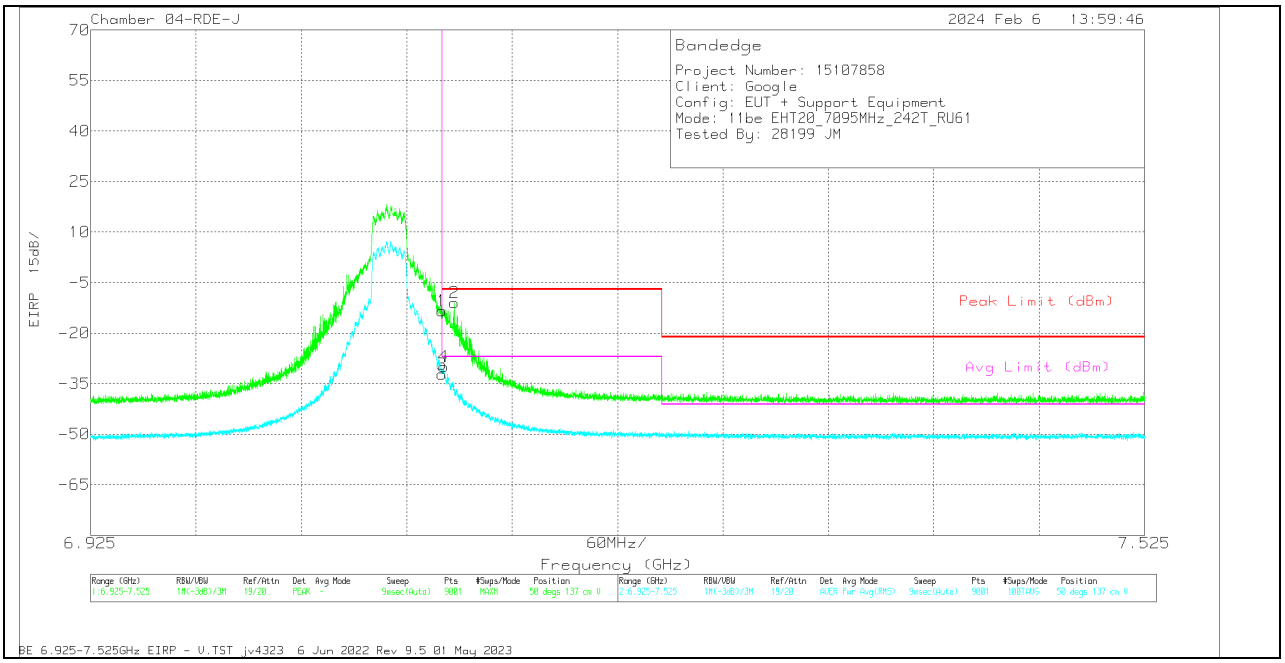

Trace Markers

Marker	Frequency (GHz)	Meter Reading (dBm)	Det	222741 ACF 3m (dB/m)	Cbl/Amp (dB)	Conversion Factor (dB)	DCCF (dB)	Corrected Reading EIRP	Peak Limit (dBm)	PK Margin (dB)	Avg Limit (dBm)	RMS Margin (dB)	Azimuth (Degs)	Height (cm)	Polarity
1	7.125	-27.85	Pk	35.8	-33.2	11.8	0	-13.45	-7	-6.45	-	-	50	137	V
3	7.125	-46.7	RMS	35.8	-33.2	11.8	.15	-32.15	-	-	-27	-5.15	50	137	V
4	7.125934	-44.61	RMS	35.8	-33.1	11.8	.15	-29.96	-	-	-27	-2.96	50	137	V
2	7.131934	-25.33	Pk	35.8	-33.3	11.8	0	-11.03	-7	-4.03	-	-	50	137	V

Pk - Peak detector
RMS - RMS detection

UL VERIFICATION SERVICES INC.
47173 Benicia Street, Fremont, CA 94538, USA TEL:(510) 319-4000 FAX:(510) 661-0888
This report shall not be reproduced except in full, without the written approval of UL VERIFICATION SERVICES INC.

HARMONICS AND SPURIOUS EMISSIONS

LOW CHANNEL

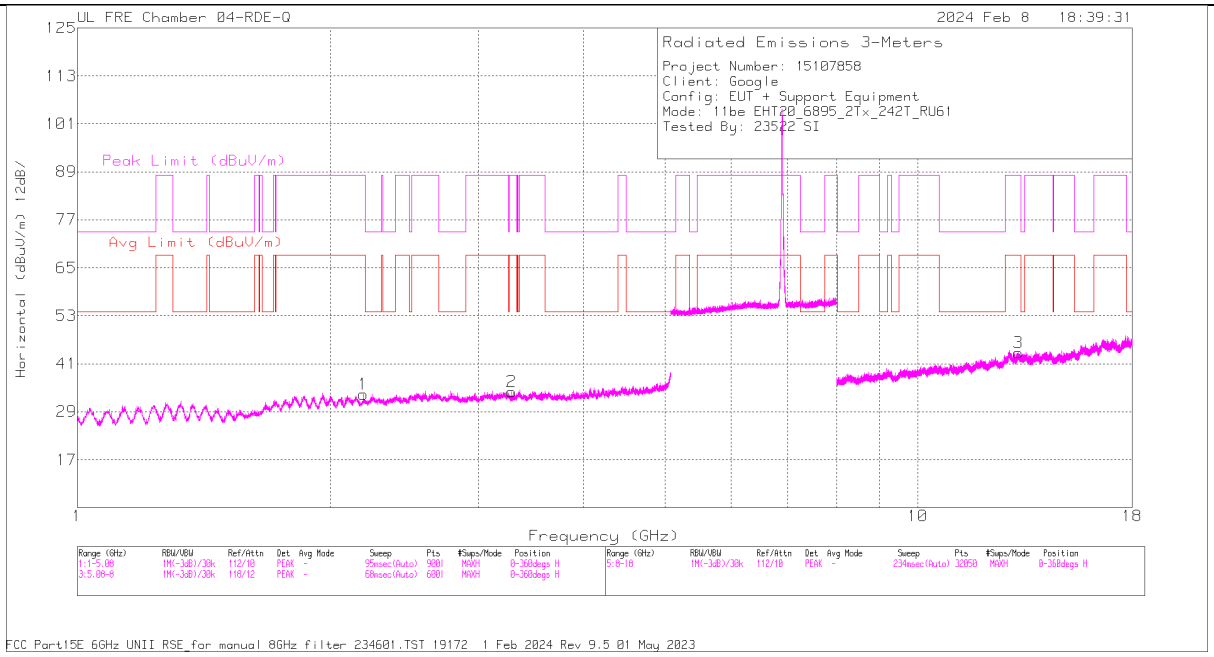

HORIZONTAL

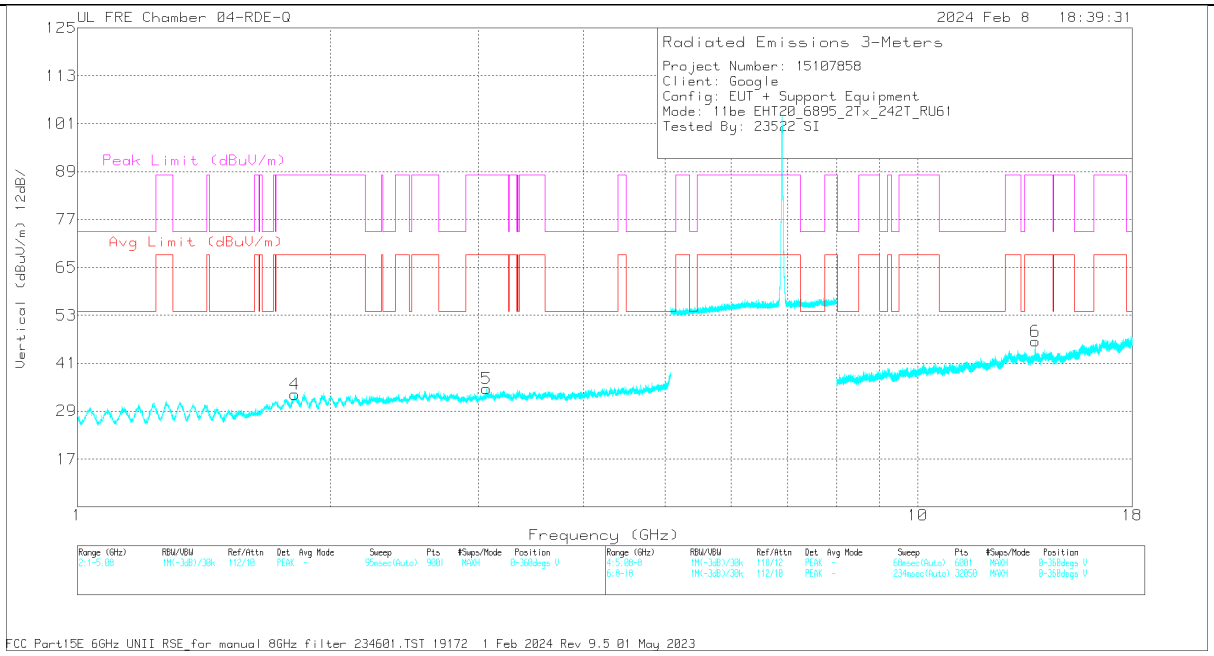

VERTICAL

UL VERIFICATION SERVICES INC.
47173 Benicia Street, Fremont, CA 94538, USA TEL:(510) 319-4000 FAX:(510) 661-0888

This report shall not be reproduced except in full, without the written approval of UL VERIFICATION SERVICES INC.

RADIATED EMISSIONS

Marker	Frequency (GHz)	Meter Reading (dBuV)	Det	84796 ACF 3m (dB/m)	DCCF (dB)	Gain/Loss (dB)	Corrected Reading (dBuV/m)	Avg Limit (dBuV/m)	Margin (dB)	Peak Limit (dBuV/m)	PK Margin (dB)	Azimuth (Degs)	Height (cm)	Polarity
1	2.191052	57.12	PK-U	31.3	0	-47.99	40.43	-	-	88.2	-47.77	196	309	H
	2.193115	46.21	ADR	31.3	.15	-48.04	29.62	68.2	-38.58	-	-	196	309	H
2	3.28248	54.61	PK-U	32.9	0	-46.44	41.07	-	-	88.2	-47.13	111	177	H
	3.282559	42.95	ADR	32.9	.15	-46.43	29.57	68.2	-38.63	-	-	111	177	H
4	1.817618	58.58	PK-U	30.9	0	-47.98	41.5	-	-	88.2	-46.7	9	364	V
	1.818283	47.36	ADR	30.9	.15	-47.96	30.45	68.2	-37.75	-	-	9	364	V
5	3.064655	47.47	ADR	32.8	.15	-46.98	33.45	68.2	-34.76	-	-	197	185	V
	3.064663	59.23	PK-U	32.8	0	-46.98	45.05	-	-	88.2	-43.15	197	185	V

PK-U - U-NII: Maximum Peak
ADR - U-NII AD primary method, RMS average

Marker	Frequency (GHz)	Meter Reading (dBuV)	Det	84796 ACF 3m (dB/m)	8 GHz HPF (dB)	DCCF (dB)	Gain/Loss (dB)	Corrected Reading (dBuV/m)	Avg Limit (dBuV/m)	Margin (dB)	Peak Limit (dBuV/m)	PK Margin (dB)	Azimuth (Degs)	Height (cm)	Polarity
3	13.177232	55.33	PK-U	39.2	.4	0	-41.74	53.19	-	-	88.2	-35.01	90	345	H
	13.178759	43.93	ADR	39.2	.4	.15	-41.8	41.88	68.2	-26.32	-	-	90	345	H
6	13.794803	60.07	PK-U	39.3	.5	0	-43	56.87	-	-	88.2	-31.33	347	110	V
	13.794803	48.08	ADR	39.3	.5	.15	-43	45.03	68.2	-23.17	-	-	347	110	V

PK-U - U-NII: Maximum Peak
ADR - U-NII AD primary method, RMS average

UL VERIFICATION SERVICES INC.
47173 Benicia Street, Fremont, CA 94538, USA TEL:(510) 319-4000 FAX:(510) 661-0888
This report shall not be reproduced except in full, without the written approval of UL VERIFICATION SERVICES INC.

MID CHANNEL

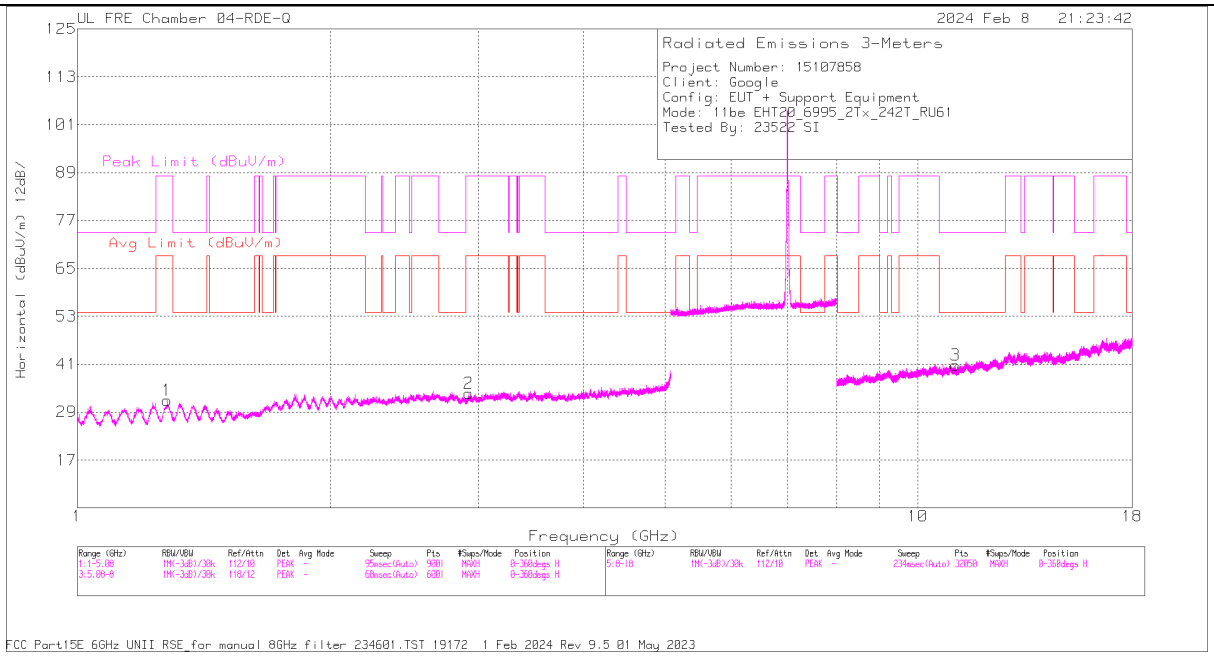

HORIZONTAL

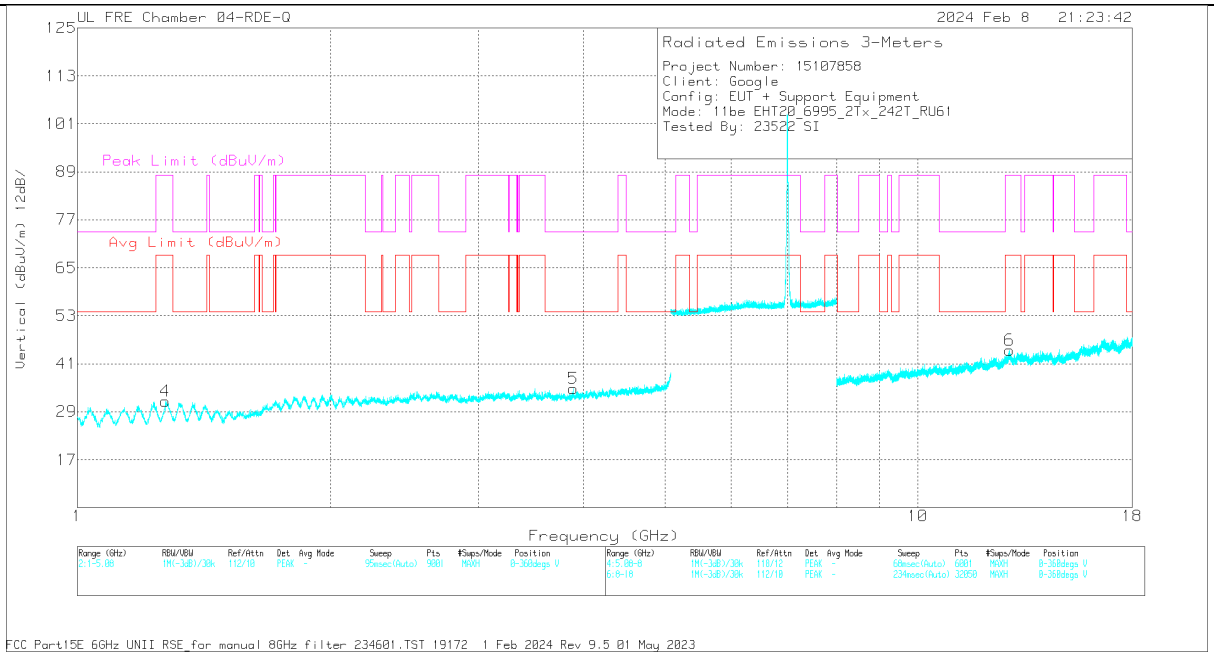

VERTICAL

UL VERIFICATION SERVICES INC.
47173 Benicia Street, Fremont, CA 94538, USA TEL:(510) 319-4000 FAX:(510) 661-0888

This report shall not be reproduced except in full, without the written approval of UL VERIFICATION SERVICES INC.

RADIATED EMISSIONS

Marker	Frequency (GHz)	Meter Reading (dBuV)	Det	84796 ACF 3m (dB/m)	DCCF (dB)	Gain/Loss (dB)	Corrected Reading (dBuV/m)	Avg Limit (dBuV/m)	Margin (dB)	Peak Limit (dBuV/m)	PK Margin (dB)	Azimuth (Degs)	Height (cm)	Polarity
1	1.277762	48.63	ADR	29	.15	-47.71	30.07	68.2	-38.17	-	-	80	220	H
	1.278853	60.3	PK-U	29	0	-47.68	41.62	-	-	88.2	-46.58	80	220	H
2	2.922832	58.36	PK-U	32	0	-47.18	43.18	-	-	88.2	-45.02	66	172	H
	2.924685	46.48	ADR	32	.15	-47.15	31.48	68.2	-36.72	-	-	66	172	H
4	1.274797	48.44	ADR	29	.15	-47.78	29.81	68.2	-38.39	-	-	137	262	V
	1.275806	60.28	PK-U	29	0	-47.76	41.52	-	-	88.2	-46.68	137	262	V
5	* ** 3.88864	57.01	PK-U	33	0	-46.35	43.66	-	-	74	-30.34	206	265	V
	* ** 3.889174	45.57	ADR	33	.15	-46.33	32.39	54	-21.62	-	-	206	265	V

** - indicates frequency in Taiwan NCC LP0002 Restricted Band
PK-U - U-NII: Maximum Peak
ADR - U-NII AD primary method, RMS average

Marker	Frequency (GHz)	Meter Reading (dBuV)	Det	84796 ACF 3m (dB/m)	8 GHz HPF (dB)	DCCF (dB)	Gain/Loss (dB)	Corrected Reading (dBuV/m)	Avg Limit (dBuV/m)	Margin (dB)	Peak Limit (dBuV/m)	PK Margin (dB)	Azimuth (Degs)	Height (cm)	Polarity
3	* ** 11.077719	45.04	ADR	37.9	.4	.15	-44.51	38.98	54	-15.02	-	-	296	262	H
	* ** 11.080505	56.73	PK-U	37.9	.4	0	-44.45	50.58	-	-	74	-23.42	296	262	H
6	12.846164	43.87	ADR	39.1	.4	.15	-41.35	42.17	68.2	-26.03	-	-	197	364	V
	12.8468	55.83	PK-U	39.1	.4	0	-41.37	53.96	-	-	88.2	-34.24	197	364	V

* - indicates frequency in CFR47 Pt 15 / IC RSS-Restricted Band
** - indicates frequency in Taiwan NCC LP0002 Restricted Band
PK-U - U-NII: Maximum Peak
ADR - U-NII AD primary method, RMS average

UL VERIFICATION SERVICES INC.
47173 Benicia Street, Fremont, CA 94538, USA TEL:(510) 319-4000 FAX:(510) 661-0888
This report shall not be reproduced except in full, without the written approval of UL VERIFICATION SERVICES INC.

HIGH CHANNEL

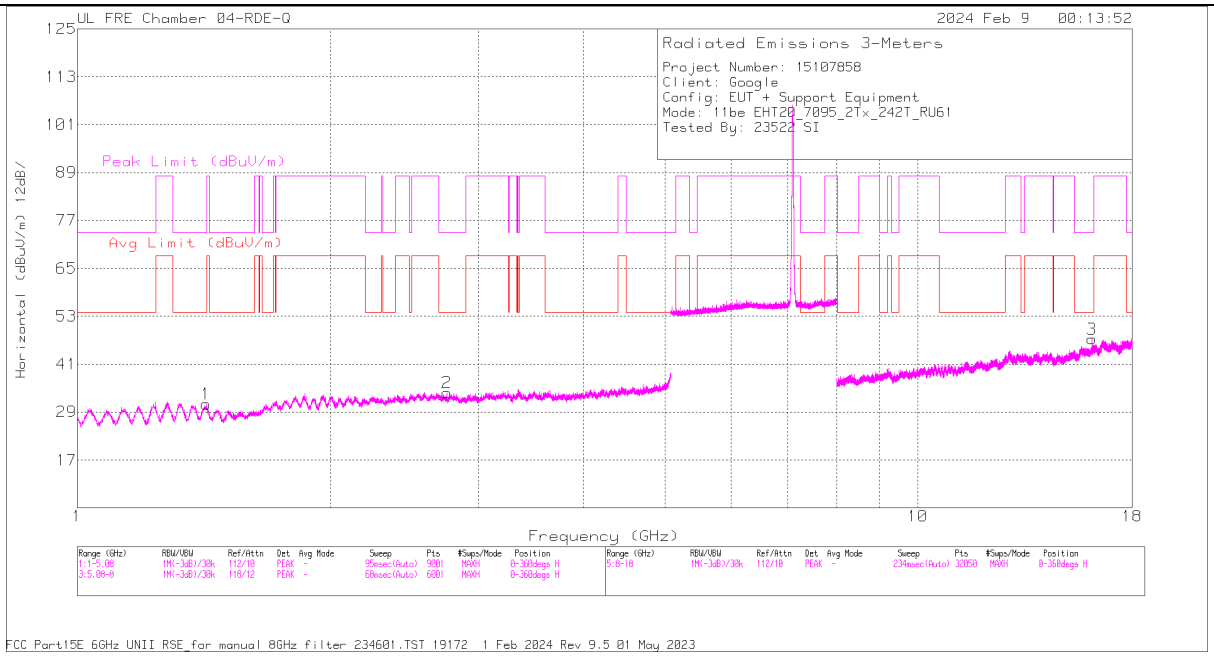

HORIZONTAL

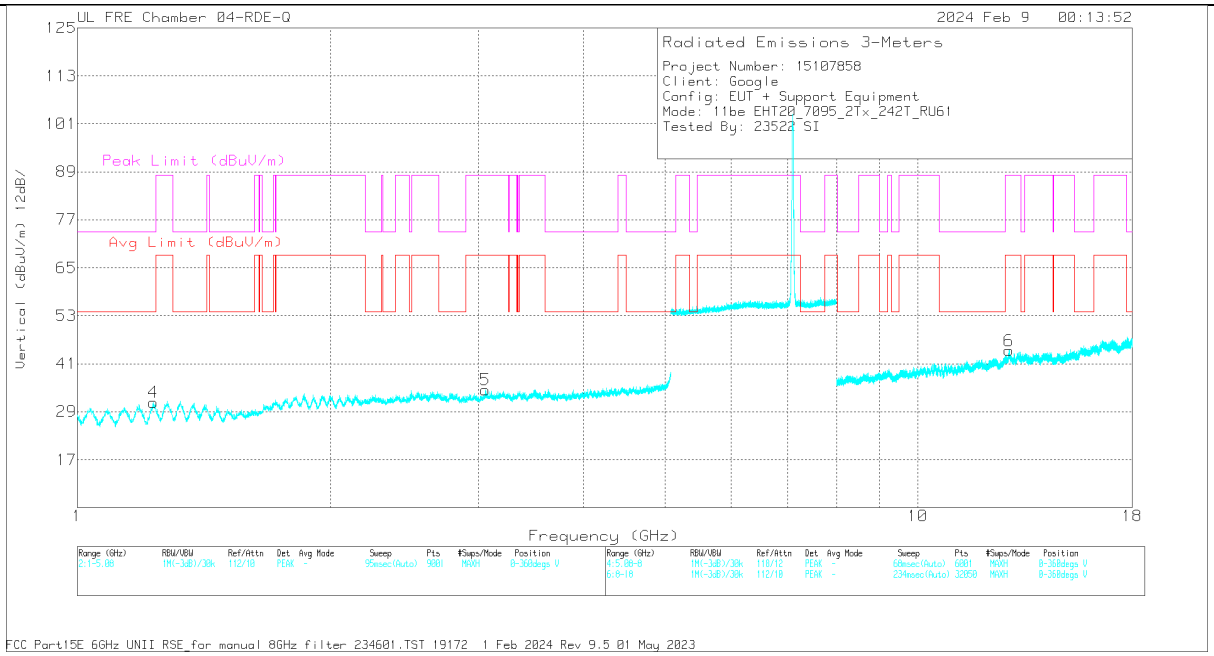

VERTICAL

UL VERIFICATION SERVICES INC.
47173 Benicia Street, Fremont, CA 94538, USA TEL:(510) 319-4000 FAX:(510) 661-0888

This report shall not be reproduced except in full, without the written approval of UL VERIFICATION SERVICES INC.

RADIATED EMISSIONS

Marker	Frequency (GHz)	Meter Reading (dBuV)	Det	84796 ACF 3m (dB/m)	DCCF (dB)	Gain/Loss (dB)	Corrected Reading (dBuV/m)	Avg Limit (dBuV/m)	Margin (dB)	Peak Limit (dBuV/m)	PK Margin (dB)	Azimuth (Degs)	Height (cm)	Polarity
1	* ** 1.423477	60.18	PK-U	28.3	0	-47.45	41.03	-	-	74	-32.97	12	253	H
	* ** 1.422838	48.34	ADR	28.3	.15	-47.46	29.33	54	-24.67	-	-	12	253	H
2	* ** 2.746895	57.55	PK-U	32.4	0	-47.44	42.51	-	-	74	-31.49	241	243	H
	* ** 2.746157	46.26	ADR	32.4	.15	-47.42	31.39	54	-22.61	-	-	241	243	H
4	* ** 1.230831	60.52	PK-U	28.8	0	-47.77	41.55	-	-	74	-32.45	218	373	V
	* ** 1.231933	48.53	ADR	28.8	.15	-47.77	29.71	54	-24.29	-	-	218	373	V
5	3.057204	57.81	PK-U	32.7	0	-47.01	43.5	-	-	88.2	-44.7	136	184	V
	3.057877	46.12	ADR	32.7	.15	-47.03	31.94	68.2	-36.26	-	-	136	184	V

** - indicates frequency in Taiwan NCC LP0002 Restricted Band
PK-U - U-NII: Maximum Peak
ADR - U-NII AD primary method, RMS average

Marker	Frequency (GHz)	Meter Reading (dBuV)	Det	84796 ACF 3m (dB/m)	8 GHz HPF (dB)	DCCF (dB)	Gain/Loss (dB)	Corrected Reading (dBuV/m)	Avg Limit (dBuV/m)	Margin (dB)	Peak Limit (dBuV/m)	PK Margin (dB)	Azimuth (Degs)	Height (cm)	Polarity
3	* ** 16.108654	56.56	PK-U	40.7	.3	0	-41.91	55.65	-	-	74	-18.35	278	303	H
	* ** 16.109369	44.61	ADR	40.7	.3	.15	-41.91	43.85	54	-10.15	-	-	278	303	H
6	12.841722	55.31	PK-U	39.1	.4	0	-41.36	53.45	-	-	88.2	-34.75	337	240	V
	12.843345	43.74	ADR	39.1	.4	.15	-41.38	42.01	68.2	-26.19	-	-	337	240	V

* - indicates frequency in CFR47 Pt 15 / IC RSS-Restricted Band
** - indicates frequency in Taiwan NCC LP0002 Restricted Band
PK-U - U-NII: Maximum Peak
ADR - U-NII AD primary method, RMS average

UL VERIFICATION SERVICES INC.
47173 Benicia Street, Fremont, CA 94538, USA TEL:(510) 319-4000 FAX:(510) 661-0888
This report shall not be reproduced except in full, without the written approval of UL VERIFICATION SERVICES INC.

11.1.18. 802.11be EHT40 MODE IN THE UNII-8 BAND

2TX Tx0 + Tx1 OFDMA MODE: 484-Tones, RU 65

BANDEDGE (HIGH CHANNEL)

HORIZONTAL RESULT

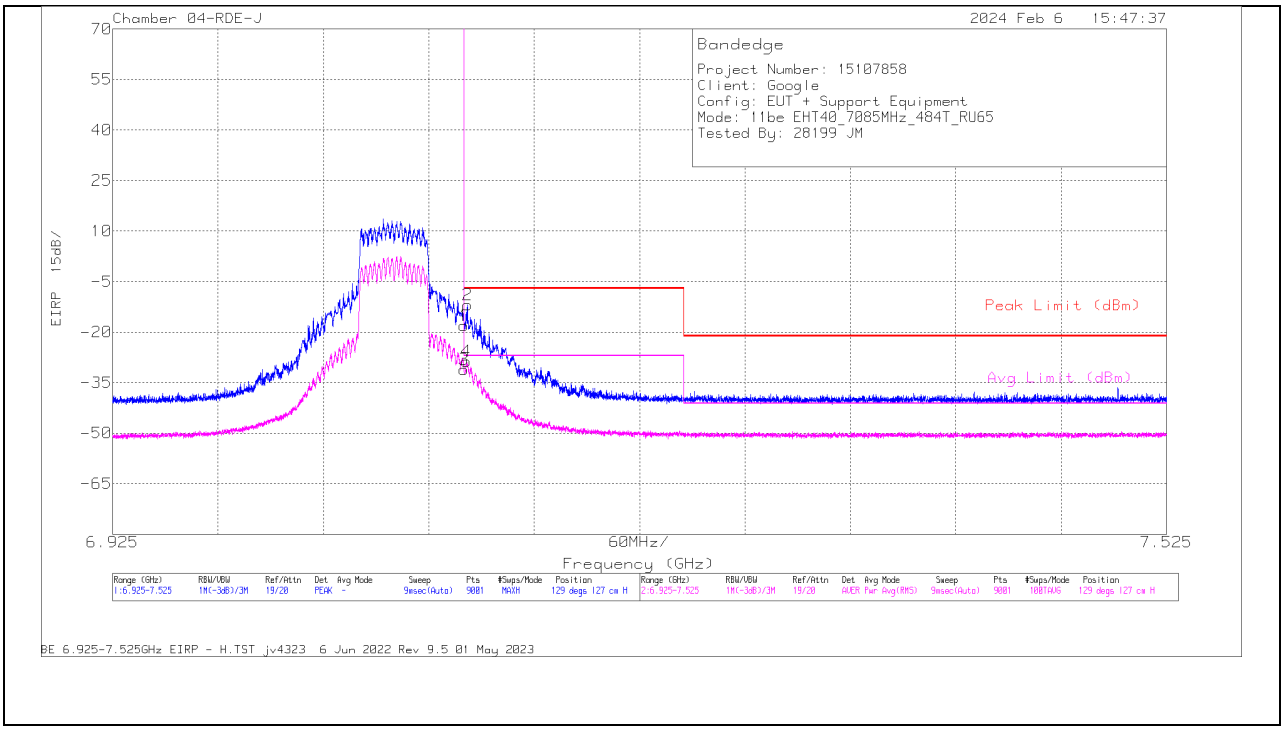

Trace Markers

Marker	Frequency (GHz)	Meter Reading (dBm)	Det	222741 ACF 3m (dB/m)	Cbl/Amp (dB)	Conversion Factor (dB)	DCCF (dB)	Corrected Reading EIRP	Peak Limit (dBm)	PK Margin (dB)	Avg Limit (dBm)	RMS Margin (dB)	Azimuth (Degs)	Height (cm)	Polarity
1	7.125	-32.48	Pk	35.8	-33.2	11.8	0	-18.08	-7	-11.08	-	-	129	127	H
3	7.125	-45.72	RMS	35.8	-33.2	11.8	.27	-31.05	-	-	-27	-4.05	129	127	H
4	7.126468	-43.45	RMS	35.8	-33.1	11.8	.27	-28.68	-	-	-27	-1.68	129	127	H
2	7.127201	-26.36	Pk	35.8	-33.2	11.8	0	-11.96	-7	-4.96	-	-	129	127	H

Pk - Peak detector
RMS - RMS detection

UL VERIFICATION SERVICES INC.
47173 Benicia Street, Fremont, CA 94538, USA TEL:(510) 319-4000 FAX:(510) 661-0888
This report shall not be reproduced except in full, without the written approval of UL VERIFICATION SERVICES INC.

VERTICAL RESULT

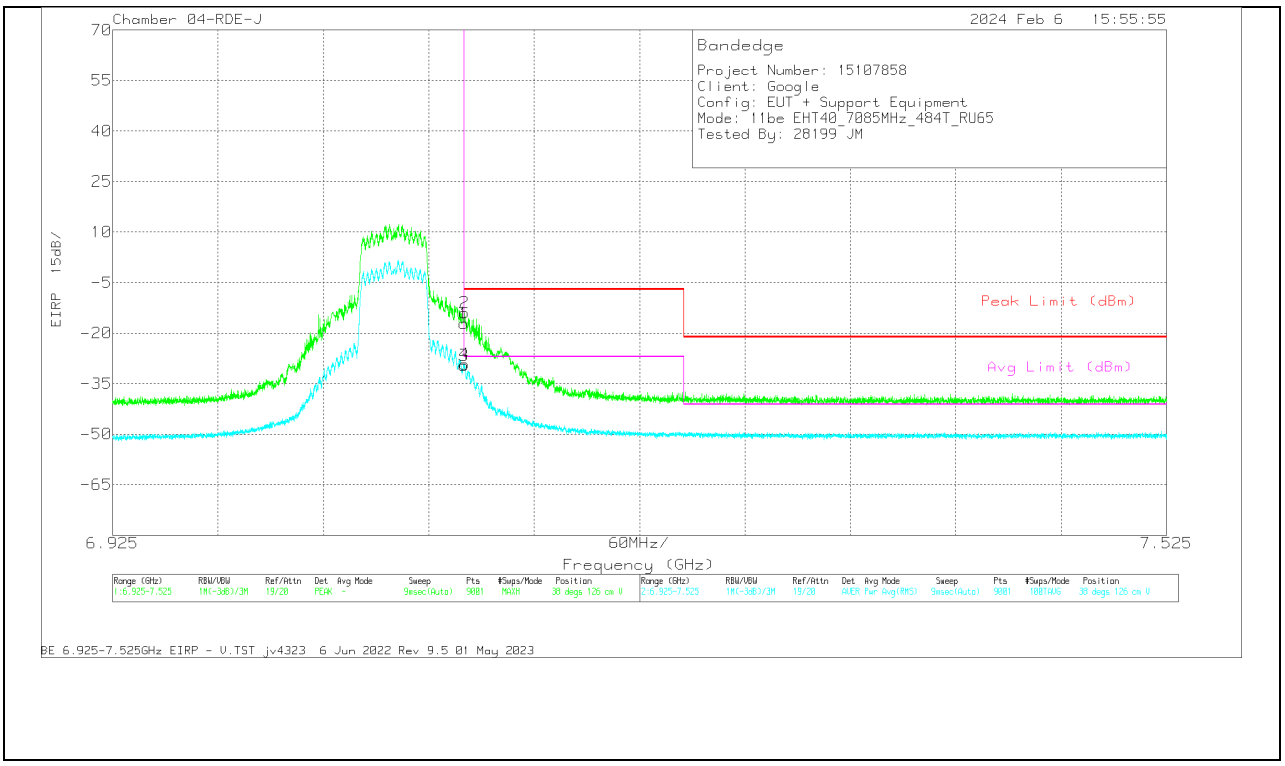

Trace Markers

Marker	Frequency (GHz)	Meter Reading (dBm)	Det	222741 ACF 3m (dB/m)	Cbl/Amp (dB)	Conversion Factor (dB)	DCCF (dB)	Corrected Reading EIRP	Peak Limit (dBm)	PK Margin (dB)	Avg Limit (dBm)	RMS Margin (dB)	Azimuth (Degs)	Height (cm)	Polarity
1	7.125	-31.54	Pk	35.8	-33.2	11.8	0	-17.14	-7	-10.14	-	-	38	126	V
3	7.125	-44.34	RMS	35.8	-33.2	11.8	.27	-29.47	-	-	-27	-2.47	38	126	V
4	7.125334	-43.99	RMS	35.8	-33.2	11.8	.27	-29.12	-	-	-27	-2.12	38	126	V
2	7.125401	-28.31	Pk	35.8	-33.2	11.8	0	-13.91	-7	-6.91	-	-	38	126	V

Pk - Peak detector
RMS - RMS detection

UL VERIFICATION SERVICES INC.
47173 Benicia Street, Fremont, CA 94538, USA TEL:(510) 319-4000 FAX:(510) 661-0888
This report shall not be reproduced except in full, without the written approval of UL VERIFICATION SERVICES INC.

HARMONICS AND SPURIOUS EMISSIONS

LOW CHANNEL

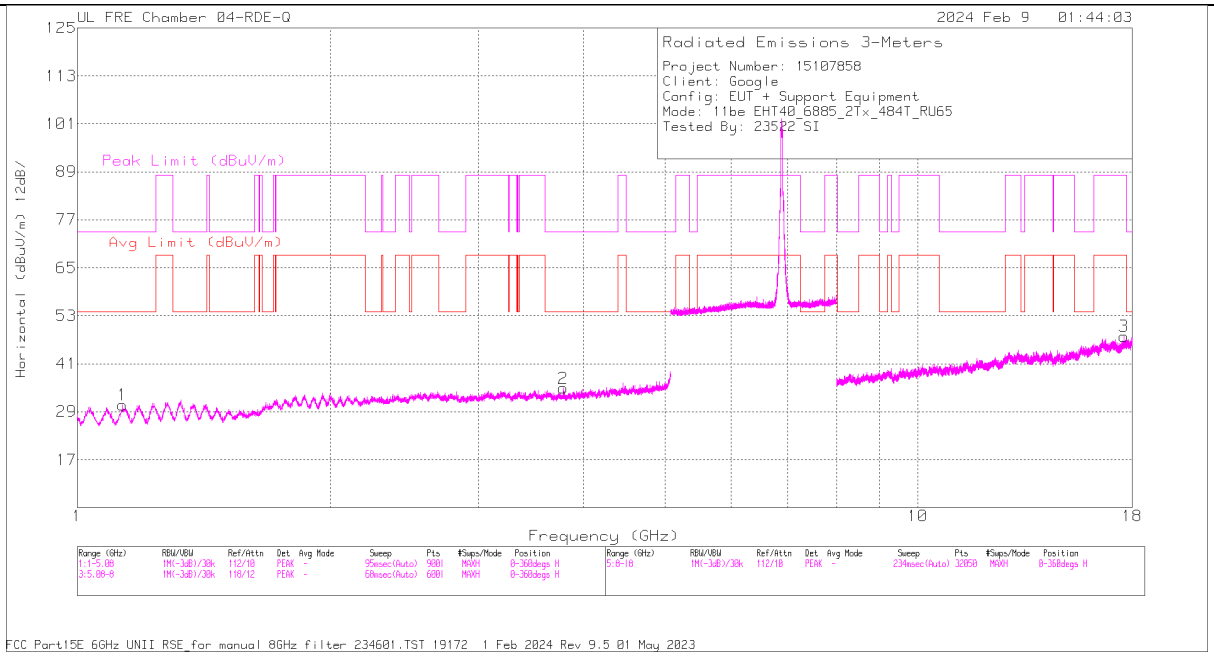

HORIZONTAL

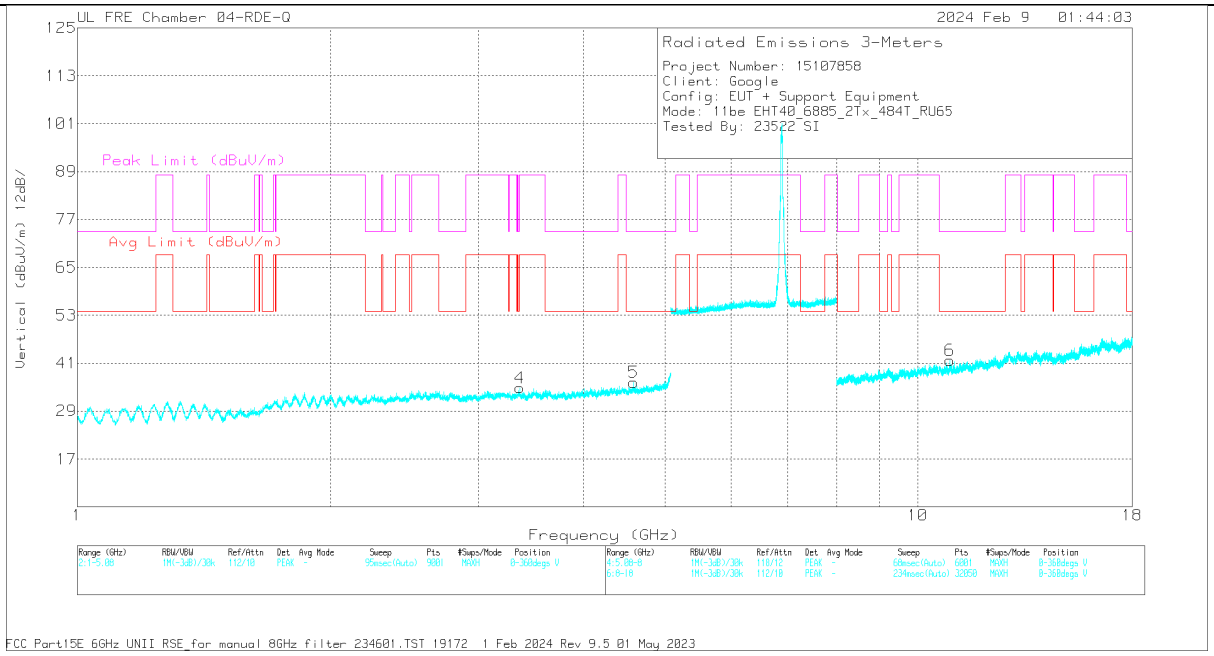

VERTICAL

UL VERIFICATION SERVICES INC.
47173 Benicia Street, Fremont, CA 94538, USA TEL:(510) 319-4000 FAX:(510) 661-0888

This report shall not be reproduced except in full, without the written approval of UL VERIFICATION SERVICES INC.

RADIATED EMISSIONS

Marker	Frequency (GHz)	Meter Reading (dBuV)	Det	84796 ACF 3m (dB/m)	DCCF (dB)	Gain/Loss (dB)	Corrected Reading (dBuV/m)	Avg Limit (dBuV/m)	Margin (dB)	Peak Limit (dBuV/m)	PK Margin (dB)	Azimuth (Degs)	Height (cm)	Polarity
2	* ** 3.788887	57.26	PK-U	32.8	0	-46.22	43.84	-	-	74	-30.16	112	338	H
	* ** 3.785238	45.7	ADR	32.8	.27	-46.35	32.42	54	-21.58	-	-	112	338	H
1	* ** 1.134345	61.36	PK-U	27.9	0	-48.04	41.22	-	-	74	-32.78	2	349	H
	* ** 1.135254	48.51	ADR	27.9	.27	-47.97	28.71	54	-25.29	-	-	2	349	H
5	* ** 4.590527	57.44	PK-U	34.1	0	-46.26	45.28	-	-	74	-28.72	159	255	V
	* ** 4.588332	46.11	ADR	34.1	.27	-46.32	34.16	54	-19.84	-	-	159	255	V
4	3.358883	46.22	ADR	32.8	.27	-46.43	32.86	68.2	-35.34	-	-	159	100	V
	3.358887	57.78	PK-U	32.8	0	-46.43	44.15	-	-	88.2	-44.05	159	100	V

* - indicates frequency in CFR47 Pt 15 / IC RSS-Restricted Band
** - indicates frequency in Taiwan NCC LP0002 Restricted Band
PK-U - U-NII: Maximum Peak
ADR - U-NII AD primary method, RMS average

Marker	Frequency (GHz)	Meter Reading (dBuV)	Det	84796 ACF 3m (dB/m)	8 GHz HPF (dB)	DCCF (dB)	Gain/Loss (dB)	Corrected Reading (dBuV/m)	Avg Limit (dBuV/m)	Margin (dB)	Peak Limit (dBuV/m)	PK Margin (dB)	Azimuth (Degs)	Height (cm)	Polarity
6	* ** 10.923863	57.12	PK-U	37.8	.4	0	-44.3	51.02	-	-	74	-22.98	2	262	V
	* ** 10.924879	45.28	ADR	37.8	.4	.27	-44.25	39.5	54	-14.5	-	-	2	262	V
3	17.591416	55.35	PK-U	41.3	.4	0	-40.01	57.04	-	-	88.2	-31.16	41	214	H
	17.591423	43.37	ADR	41.3	.4	.27	-40.01	45.33	68.2	-22.87	-	-	41	214	H

* - indicates frequency in CFR47 Pt 15 / IC RSS-Restricted Band
** - indicates frequency in Taiwan NCC LP0002 Restricted Band
PK-U - U-NII: Maximum Peak
ADR - U-NII AD primary method, RMS average

UL VERIFICATION SERVICES INC.
47173 Benicia Street, Fremont, CA 94538, USA TEL:(510) 319-4000 FAX:(510) 661-0888
This report shall not be reproduced except in full, without the written approval of UL VERIFICATION SERVICES INC.

MID CHANNEL

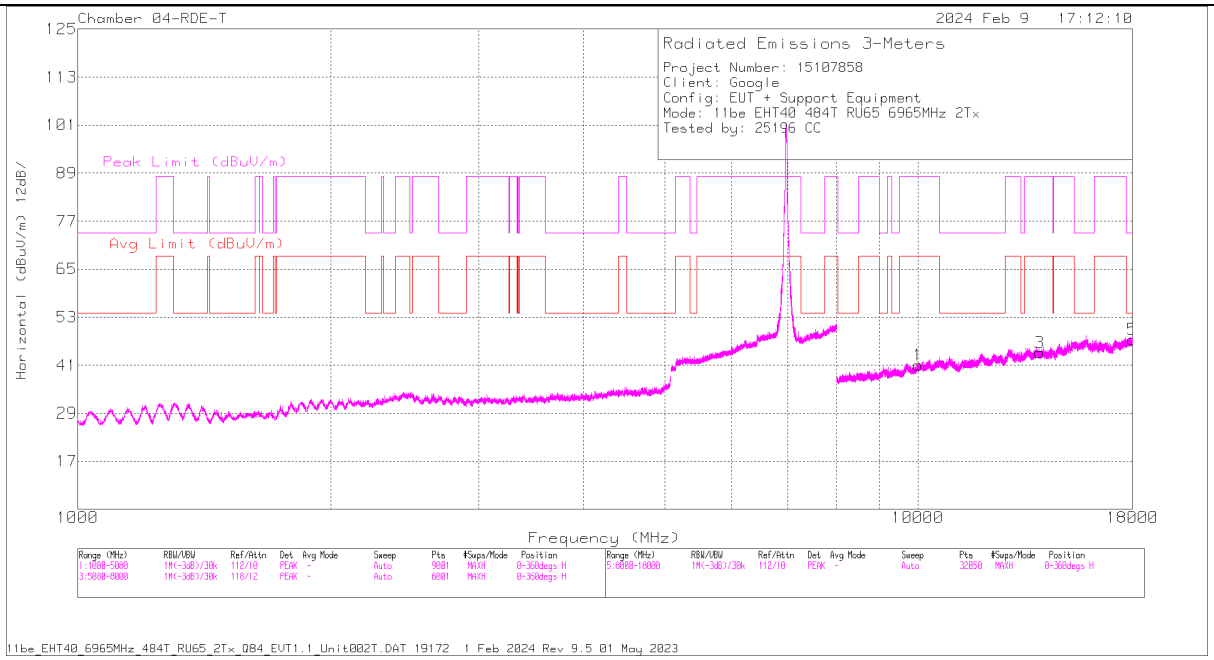

HORIZONTAL

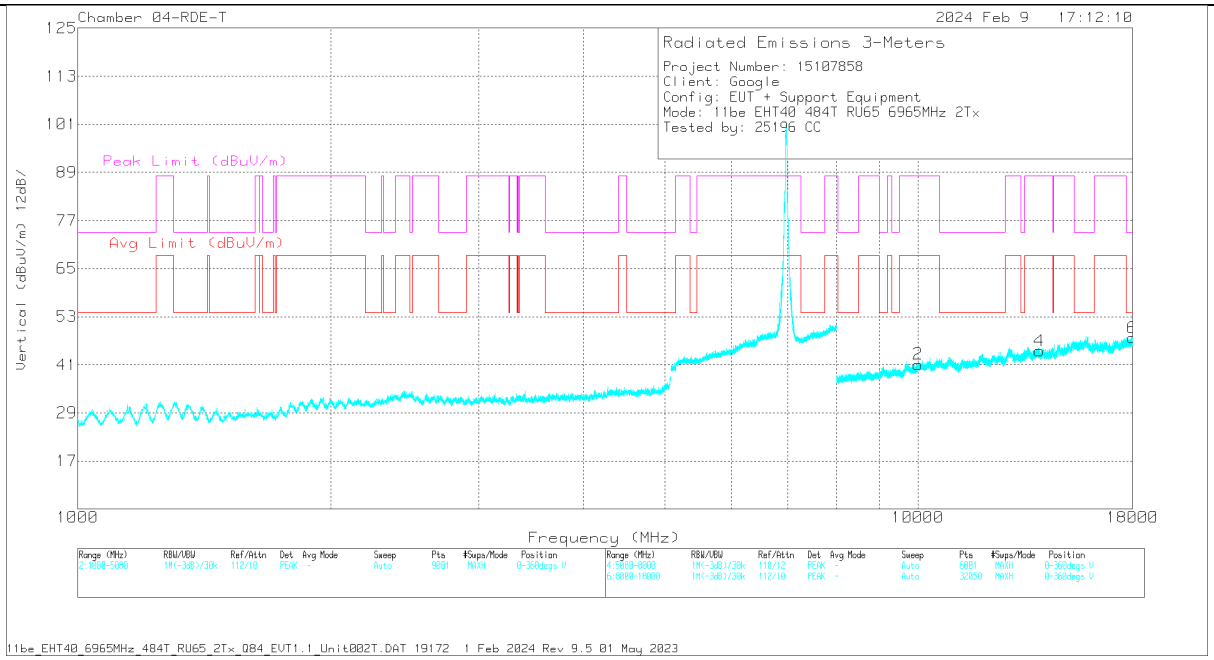

VERTICAL

UL VERIFICATION SERVICES INC.
47173 Benicia Street, Fremont, CA 94538, USA TEL:(510) 319-4000 FAX:(510) 661-0888

This report shall not be reproduced except in full, without the written approval of UL VERIFICATION SERVICES INC.

RADIATED EMISSIONS

Marker	Frequency (MHz)	Meter Reading (dBuV)	Det	80430 ACF (dB)	8 GHz HPF (dB)	DCCF (dB)	Gain/Loss (dB)	Corrected Reading (dBuV/m)	Avg Limit (dBuV/m)	Margin (dB)	Peak Limit (dBuV/m)	PK Margin (dB)	Azimuth (Degs)	Height (cm)	Polarity
1	10007.68	54.75	PK-U	37.6	.7	0	-42.21	50.84	-	-	88.2	-37.36	322	399	H
	10009.924	42.85	ADR	37.6	.7	.27	-42.25	39.17	68.2	-29.03	-	-	322	399	H
2	10006.38	55.42	PK-U	37.6	.7	0	-42.18	51.54	-	-	88.2	-36.66	149	355	V
	10003.31	43.18	ADR	37.6	.7	.27	-42.09	39.66	68.2	-28.54	-	-	149	355	V
3	13948.51	54.76	PK-U	39.4	.8	0	-41.24	53.72	-	-	88.2	-34.48	249	193	H
	13948.607	43.37	ADR	39.4	.8	.27	-41.24	42.6	68.2	-25.6	-	-	249	193	H
4	13946.514	55.01	PK-U	39.4	.8	0	-41.18	54.03	-	-	88.2	-34.17	191	299	V
	13945.864	43.45	ADR	39.4	.8	.27	-41.16	42.76	68.2	-25.44	-	-	191	299	V
5	* ** 17995.053	52.96	PK-U	42	.5	0	-37.9	57.56	-	-	74	-16.44	264	374	H
	* ** 17994.038	41.22	ADR	42	.5	.27	-37.9	46.09	54	-7.91	-	-	264	374	H
6	* ** 17999.463	52.99	PK-U	42	.5	0	-37.85	57.64	-	-	74	-16.36	29	244	V
	* ** 17997.499	41.43	ADR	42	.5	.27	-37.82	46.38	54	-7.62	-	-	29	244	V

* - indicates frequency in CFR47 Pt 15 / IC RSS-Restricted Band
** - indicates frequency in Taiwan NCC LP0002 Restricted Band
PK-U - U-NII: Maximum Peak
ADR - U-NII AD primary method, RMS average

UL VERIFICATION SERVICES INC.
47173 Benicia Street, Fremont, CA 94538, USA TEL:(510) 319-4000 FAX:(510) 661-0888
This report shall not be reproduced except in full, without the written approval of UL VERIFICATION SERVICES INC.

HIGH CHANNEL

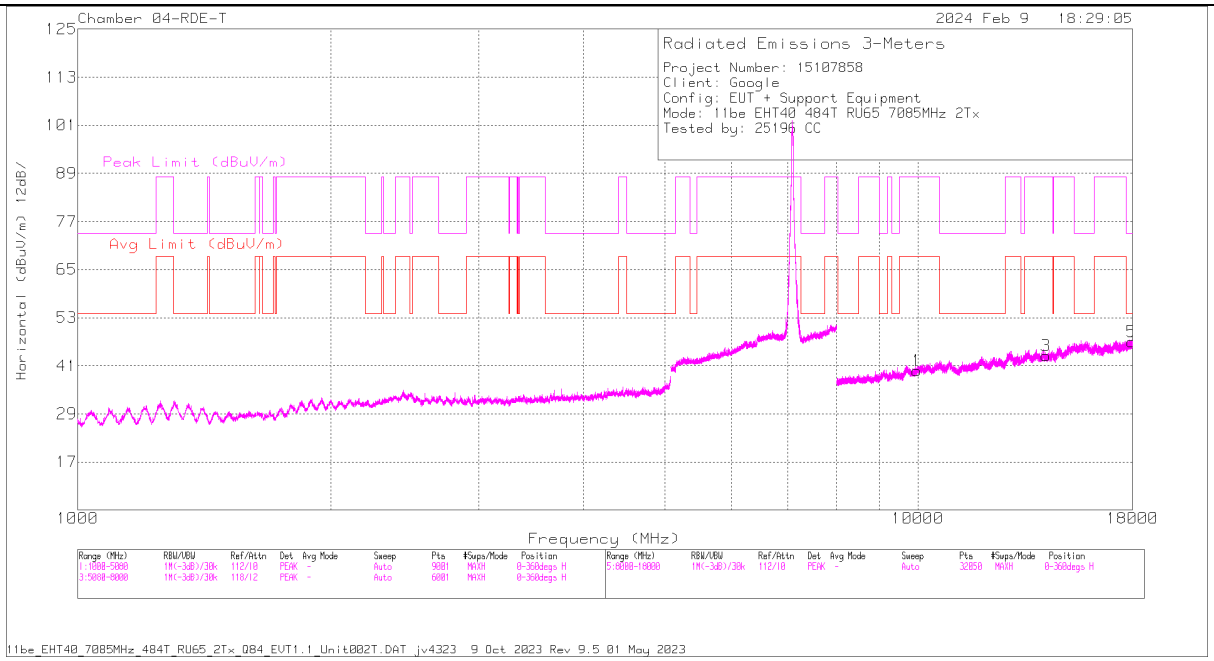

HORIZONTAL

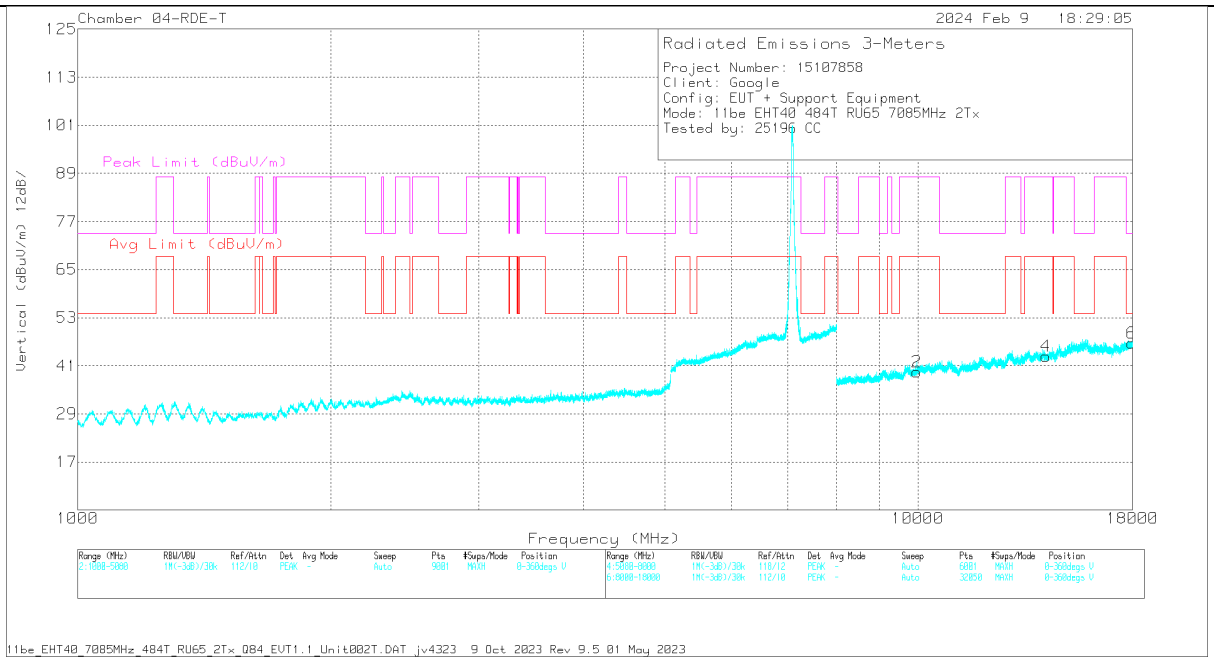

VERTICAL

UL VERIFICATION SERVICES INC.
47173 Benicia Street, Fremont, CA 94538, USA TEL:(510) 319-4000 FAX:(510) 661-0888

This report shall not be reproduced except in full, without the written approval of UL VERIFICATION SERVICES INC.

RADIATED EMISSIONS

Marker	Frequency (MHz)	Meter Reading (dBuV)	Det	80430 ACF (dB)	234601 (8 GHz) (dB)	DCCF (dB)	Gain/Loss (dB)	Corrected Reading (dBuV/m)	Avg Limit (dBuV/m)	Margin (dB)	Peak Limit (dBuV/m)	PK Margin (dB)	Azimuth (Degs)	Height (cm)	Polarity
1	9969.406	54.95	PK-U	37.5	.3	0	-42.83	49.92	-	-	88.2	-38.28	51	293	H
	9968.421	43.23	ADR	37.5	.3	.27	-42.82	38.48	68.2	-29.72	-	-	51	293	H
2	9970.963	54.33	PK-U	37.5	.3	0	-42.7	49.43	-	-	88.2	-38.77	180	238	V
	9972.664	43.09	ADR	37.5	.3	.27	-42.57	38.59	68.2	-29.61	-	-	180	238	V
3	14190.464	54.44	PK-U	39.4	.4	0	-41.26	52.98	-	-	88.2	-35.22	160	128	H
	14191.683	43	ADR	39.4	.4	.27	-41.22	41.85	68.2	-26.35	-	-	160	128	H
4	14193.084	54.28	PK-U	39.4	.4	0	-41.4	52.68	-	-	88.2	-35.52	136	143	V
	14190.45	43.11	ADR	39.4	.4	.27	-41.26	41.92	68.2	-26.28	-	-	136	143	V
5	* ** 17960.829	53.07	PK-U	42	.5	0	-37.86	57.71	-	-	74	-16.29	162	279	H
	* ** 17959.718	41.62	ADR	42	.5	.27	-37.89	46.5	54	-7.5	-	-	162	279	H
6	* ** 17964.516	52.89	PK-U	42	.5	0	-37.88	57.51	-	-	74	-16.49	67	322	V
	* ** 17961.325	41.8	ADR	42	.5	.27	-37.82	46.75	54	-7.25	-	-	67	322	V

* - indicates frequency in CFR47 Pt 15 / IC RSS-Restricted Band
** - indicates frequency in Taiwan NCC LP0002 Restricted Band
PK-U - U-NII: Maximum Peak
ADR - U-NII AD primary method, RMS average

UL VERIFICATION SERVICES INC.
47173 Benicia Street, Fremont, CA 94538, USA TEL:(510) 319-4000 FAX:(510) 661-0888
This report shall not be reproduced except in full, without the written approval of UL VERIFICATION SERVICES INC.

11.1.19. 802.11be EHT80 MODE IN THE UNII-8 BAND

2TX Tx0 + Tx1 OFDMA MODE: 996-Tones, RU 67

BANDEDGE (HIGH CHANNEL)

HORIZONTAL RESULT

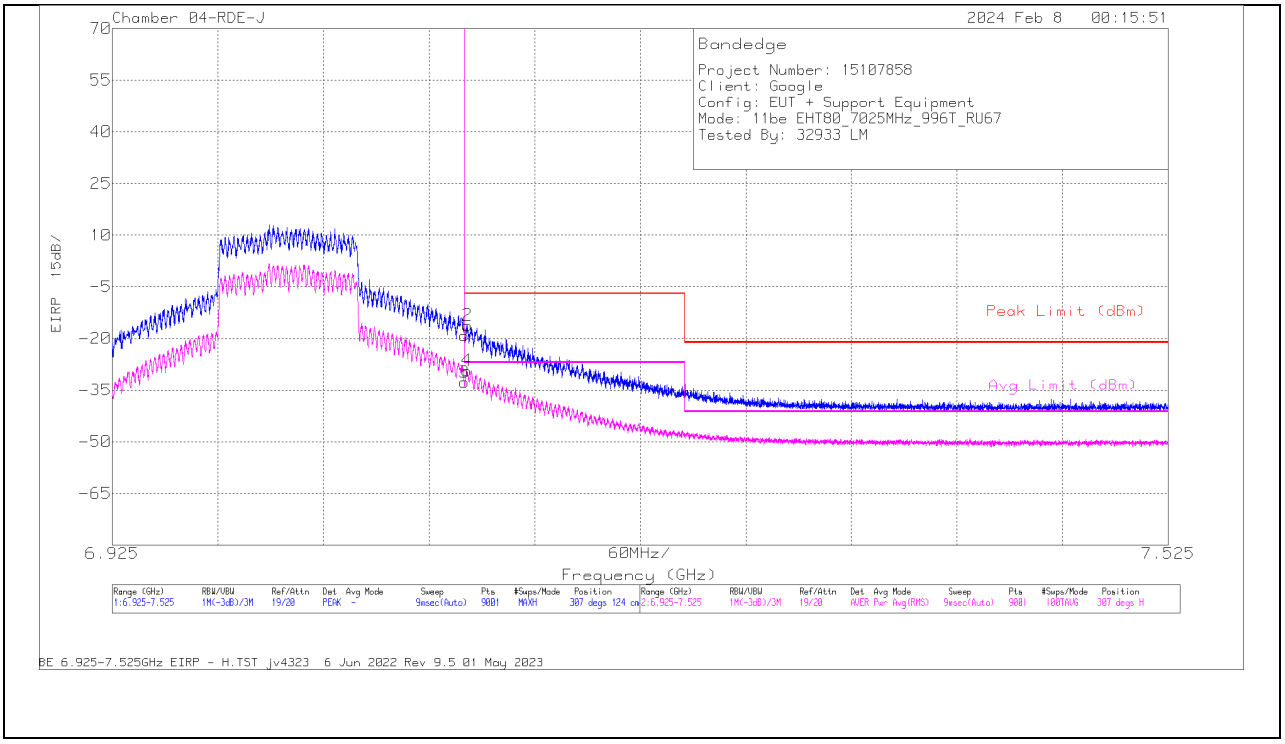

Trace Markers

Marker	Frequency (GHz)	Meter Reading (dBm)	Det	222741 ACF 3m (dB/m)	Cbl/Amp (dB)	Conversion Factor (dB)	DCCF (dB)	Corrected Reading EIRP	Peak Limit (dBm)	PK Margin (dB)	Avg Limit (dBm)	RMS Margin (dB)	Azimuth (Degs)	Height (cm)	Polarity
1	7.125	-33.51	Pk	35.8	-33.2	11.8	0	-19.11	-7	-12.11	-	-	307	124	H
3	7.125	-47.64	RMS	35.8	-33.2	11.8	.5	-32.74	-	-	-27	-5.74	307	124	H
4	7.126534	-44.26	RMS	35.8	-33.2	11.8	.5	-29.36	-	-	-27	-2.36	307	124	H
2	7.126868	-30.61	Pk	35.8	-33.2	11.8	0	-16.21	-7	-9.21	-	-	307	124	H

Pk - Peak detector
RMS - RMS detection

UL VERIFICATION SERVICES INC.
47173 Benicia Street, Fremont, CA 94538, USA TEL:(510) 319-4000 FAX:(510) 661-0888
This report shall not be reproduced except in full, without the written approval of UL VERIFICATION SERVICES INC.

VERTICAL RESULT

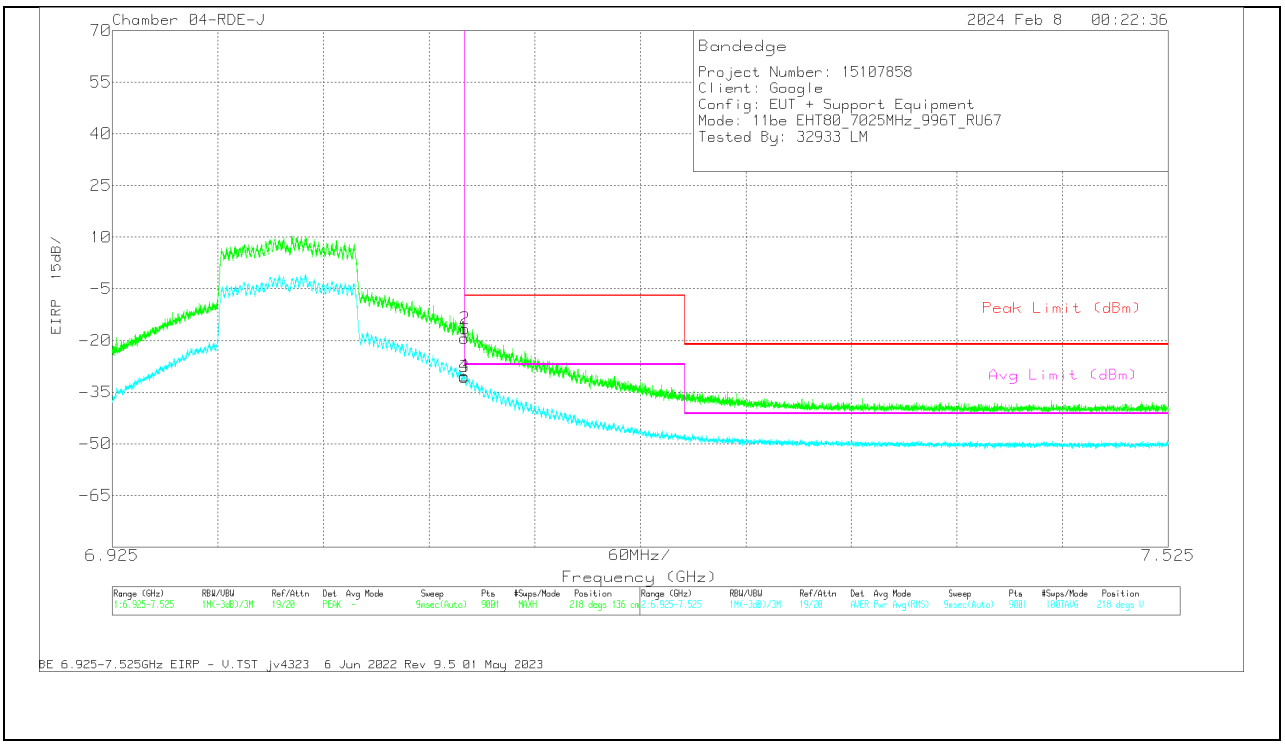

Trace Markers

Marker	Frequency (GHz)	Meter Reading (dBm)	Det	222741 ACF 3m (dB/m)	Cbl/Amp (dB)	Conversion Factor (dB)	DCCF (dB)	Corrected Reading EIRP	Peak Limit (dBm)	PK Margin (dB)	Avg Limit (dBm)	RMS Margin (dB)	Azimuth (Degs)	Height (cm)	Polarity
1	7.125	-33.7	Pk	35.8	-33.2	11.8	0	-19.3	-7	-12.3	-	-	218	136	V
3	7.125	-45.47	RMS	35.8	-33.2	11.8	.5	-30.57	-	-	-27	-3.57	218	136	V
4	7.125068	-45.18	RMS	35.8	-33.2	11.8	.5	-30.28	-	-	-27	-3.28	218	136	V
2	7.125334	-31	Pk	35.8	-33.2	11.8	0	-16.6	-7	-9.6	-	-	218	136	V

Pk - Peak detector
RMS - RMS detection

UL VERIFICATION SERVICES INC.
47173 Benicia Street, Fremont, CA 94538, USA TEL:(510) 319-4000 FAX:(510) 661-0888
This report shall not be reproduced except in full, without the written approval of UL VERIFICATION SERVICES INC.

HARMONICS AND SPURIOUS EMISSIONS

LOW CHANNEL

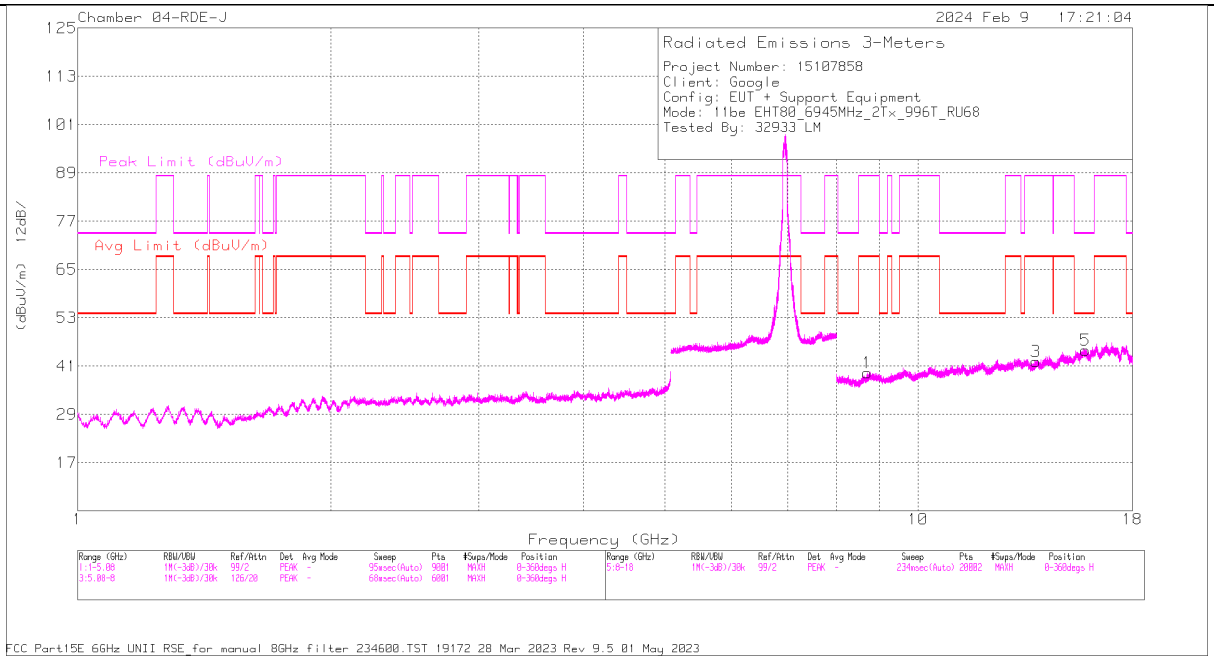

HORIZONTAL

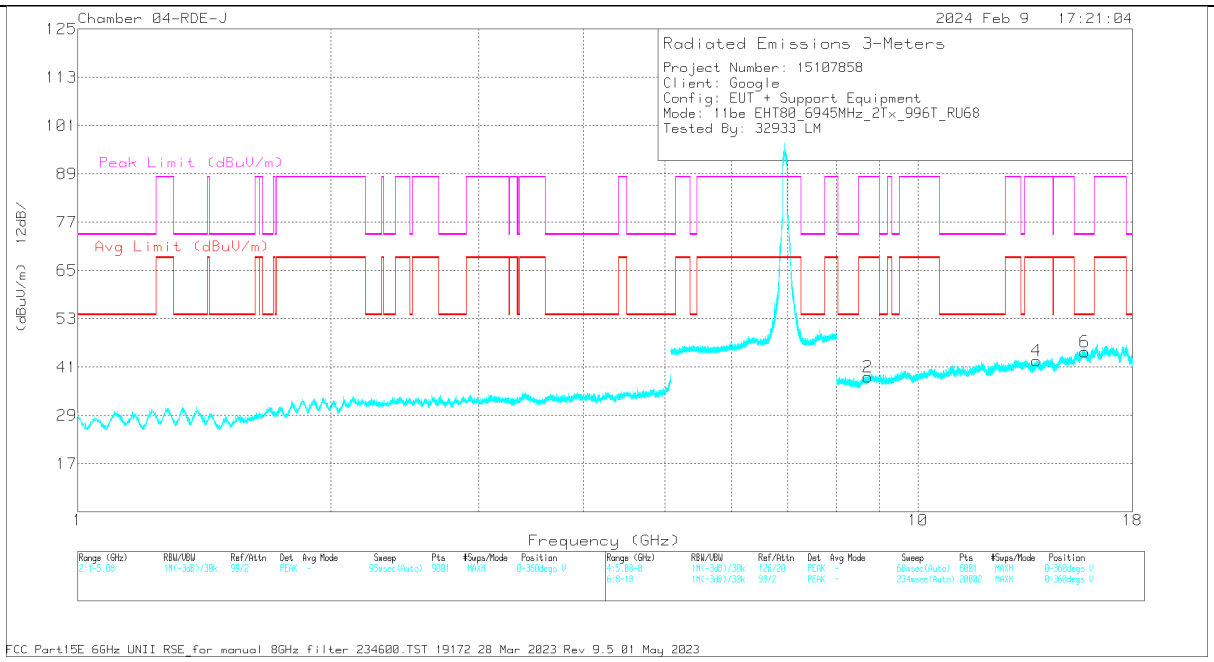

VERTICAL

UL VERIFICATION SERVICES INC.
47173 Benicia Street, Fremont, CA 94538, USA TEL:(510) 319-4000 FAX:(510) 661-0888

This report shall not be reproduced except in full, without the written approval of UL VERIFICATION SERVICES INC.

RADIATED EMISSIONS

Marker	Frequency (GHz)	Meter Reading (dBuV)	Det	222741 ACF 3m (dB/m)	Cbl/Amp (dB)	234600 8GHz HPF (dB)	DCCF (dB)	Corrected Reading (dBuV/m)	Avg Limit (dBuV/m)	Margin (dB)	Peak Limit (dBuV/m)	PK Margin (dB)	Azimuth (Degs)	Height (cm)	Polarity
5	* ** 15.810597	53.97	PK-U	41	-40.5	.5	0	54.97	-	-	74	-19.03	49	367	H
	* ** 15.812463	42.07	ADR	41	-40.5	.5	.5	43.57	54	-10.43	-	-	49	367	H
6	* ** 15.806292	53.9	PK-U	41	-40.5	.5	0	54.9	-	-	74	-19.1	122	103	V
	* ** 15.806664	42.13	ADR	41	-40.4	.5	.5	43.73	54	-10.27	-	-	122	103	V
1	8.705155	53.11	PK-U	36	-41.4	.8	0	48.51	-	-	88.2	-39.69	84	228	H
	8.706672	41.34	ADR	36	-41.3	.8	.5	37.34	68.2	-30.86	-	-	84	228	H
2	8.717782	52.73	PK-U	36	-41.4	.9	0	48.23	-	-	88.2	-39.97	193	242	V
	8.717857	41.15	ADR	36	-41.4	.9	.5	37.15	68.2	-31.05	-	-	193	242	V
3	13.806351	41.18	ADR	38.7	-40.9	.8	.5	40.28	68.2	-27.92	-	-	127	134	H
	13.807161	53.13	PK-U	38.7	-40.8	.8	0	51.83	-	-	88.2	-36.37	127	134	H
4	13.829657	41.2	ADR	38.8	-40.7	.9	.5	40.7	68.2	-27.5	-	-	250	220	V
	13.831378	52.99	PK-U	38.8	-40.8	.9	0	51.89	-	-	88.2	-36.31	250	220	V

* - indicates frequency in CFR47 Pt 15 / IC RSS-Restricted Band
** - indicates frequency in Taiwan NCC LP0002 Restricted Band
PK-U - U-NII: Maximum Peak
ADR - U-NII AD primary method, RMS average

UL VERIFICATION SERVICES INC.
47173 Benicia Street, Fremont, CA 94538, USA TEL:(510) 319-4000 FAX:(510) 661-0888
This report shall not be reproduced except in full, without the written approval of UL VERIFICATION SERVICES INC.

HIGH CHANNEL

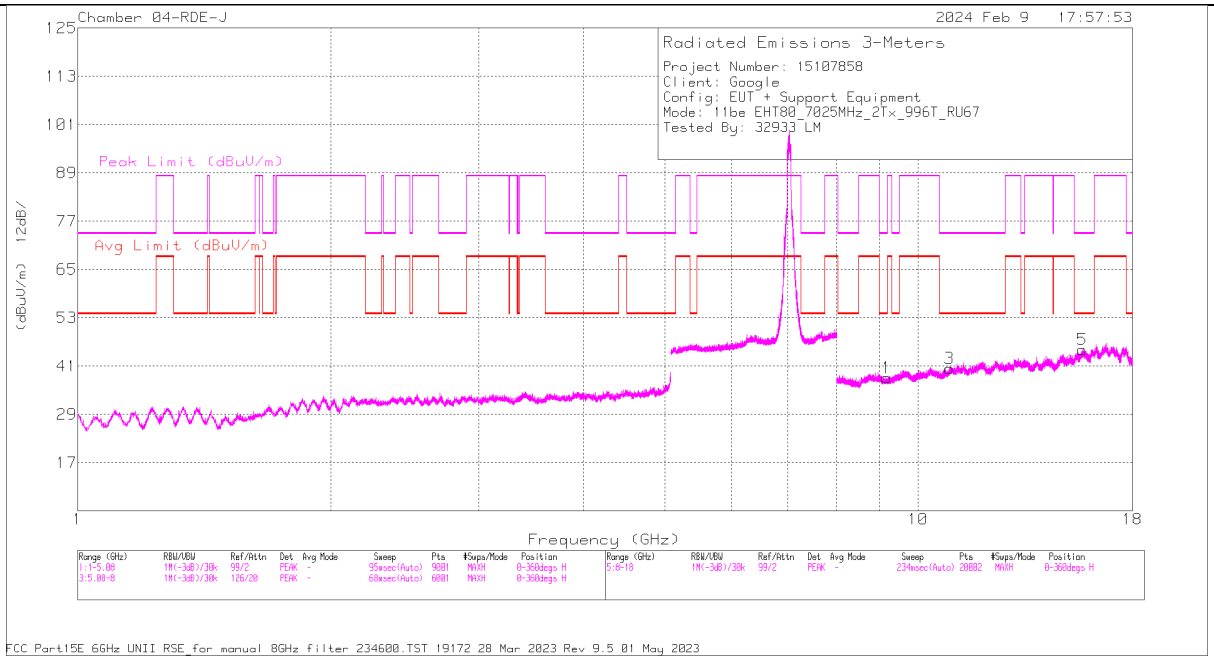

HORIZONTAL

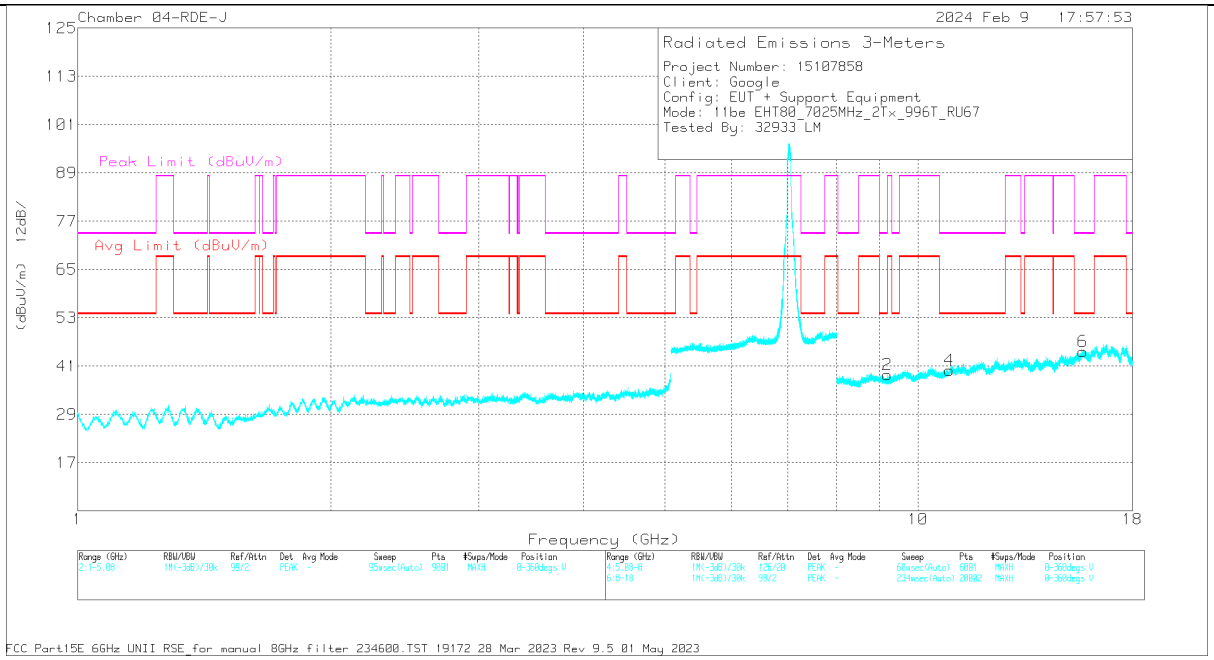

VERTICAL

UL VERIFICATION SERVICES INC.
47173 Benicia Street, Fremont, CA 94538, USA TEL:(510) 319-4000 FAX:(510) 661-0888

This report shall not be reproduced except in full, without the written approval of UL VERIFICATION SERVICES INC.

RADIATED EMISSIONS

Marker	Frequency (GHz)	Meter Reading (dBuV)	Det	222741 ACF 3m (dB/m)	Cbl/Amp (dB)	234600 8GHz HPF (dB)	DCCF (dB)	Corrected Reading (dBuV/m)	Avg Limit (dBuV/m)	Margin (dB)	Peak Limit (dBuV/m)	PK Margin (dB)	Azimuth (Degs)	Height (cm)	Polarity
1	* ** 9.169979	52.75	PK-U	36.2	-41.7	.8	0	48.05	-	-	74	-25.95	309	147	H
	* ** 9.171022	41.27	ADR	36.2	-41.7	.8	.5	37.07	54	-16.93	-	-	309	147	H
2	* ** 9.189141	52.87	PK-U	36.2	-41.8	.8	0	48.07	-	-	74	-25.93	39	398	V
	* ** 9.187975	41.19	ADR	36.2	-41.8	.8	.5	36.89	54	-17.11	-	-	39	398	V
3	* ** 10.895982	53.4	PK-U	37.8	-40.9	.8	0	51.1	-	-	74	-22.9	290	345	H
	* ** 10.899212	40.92	ADR	37.8	-41.1	.8	.5	38.92	54	-15.08	-	-	290	345	H
4	* ** 10.890175	52.11	PK-U	37.8	-41.2	.8	0	49.51	-	-	74	-24.49	92	274	V
	* ** 10.893119	40.96	ADR	37.8	-41.1	.8	.5	38.96	54	-15.04	-	-	92	274	V
5	* ** 15.695988	53.57	PK-U	40.8	-40.7	.6	0	54.27	-	-	74	-19.73	356	185	H
	* ** 15.696192	41.9	ADR	40.8	-40.7	.6	.5	43.1	54	-10.9	-	-	356	185	H
5	* ** 15.712922	53.59	PK-U	40.8	-40.6	.5	0	54.29	-	-	74	-19.71	96	292	V
	* ** 15.710582	41.24	ADR	40.8	-40.6	.5	.5	42.44	54	-11.56	-	-	96	292	V

* - indicates frequency in CFR47 Pt 15 / IC RSS-Restricted Band
** - indicates frequency in Taiwan NCC LP0002 Restricted Band
PK-U - U-NII: Maximum Peak
ADR - U-NII AD primary method, RMS average

UL VERIFICATION SERVICES INC.
47173 Benicia Street, Fremont, CA 94538, USA TEL:(510) 319-4000 FAX:(510) 661-0888
This report shall not be reproduced except in full, without the written approval of UL VERIFICATION SERVICES INC.

11.1.20. 802.11be EHT160 MODE IN THE UNII-8 BAND

2TX Tx0 + Tx1 OFDMA MODE: SU

BANDEDGE MID CHANNEL)

HORIZONTAL RESULT

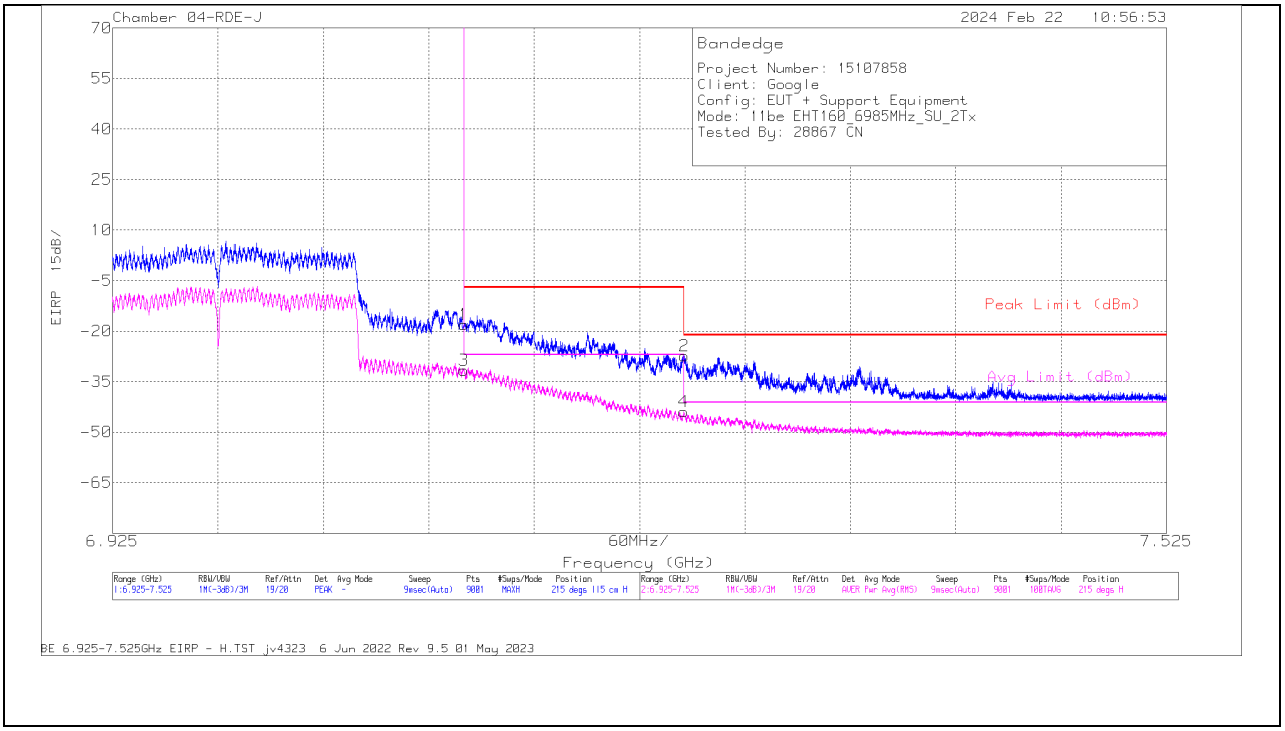

Trace Markers

Marker	Frequency (GHz)	Meter Reading (dBm)	Det	222741 ACF 3m (dB/m)	Cbl/Amp (dB)	Conversion Factor (dB)	DCCF (dB)	Corrected Reading EIRP	Peak Limit (dBm)	PK Margin (dB)	Avg Limit (dBm)	RMS Margin (dB)	Azimuth (Degs)	Height (cm)	Polarity
2	* ** 7.250535	-41.83	Pk	35.8	-33.2	11.8	0	-27.43	-21.2	-6.23	-	-	215	115	H
4	* ** 7.250068	-58.52	RMS	35.8	-33.2	11.8	.21	-43.91	-	-	-41.2	-2.71	215	115	H
1	7.125	-32.5	Pk	35.8	-33.2	11.8	0	-18.1	-7	-11.1	-	-	215	115	H
3	7.125	-46.27	RMS	35.8	-33.2	11.8	.21	-31.66	-	-	-27	-4.66	215	115	H

* - indicates frequency in CFR47 Pt 15 / IC RSS-Restricted Band
** - indicates frequency in Taiwan NCC LP0002 Restricted Band
Pk - Peak detector
RMS - RMS detection

UL VERIFICATION SERVICES INC.
47173 Benicia Street, Fremont, CA 94538, USA TEL:(510) 319-4000 FAX:(510) 661-0888
This report shall not be reproduced except in full, without the written approval of UL VERIFICATION SERVICES INC.

VERTICAL RESULT

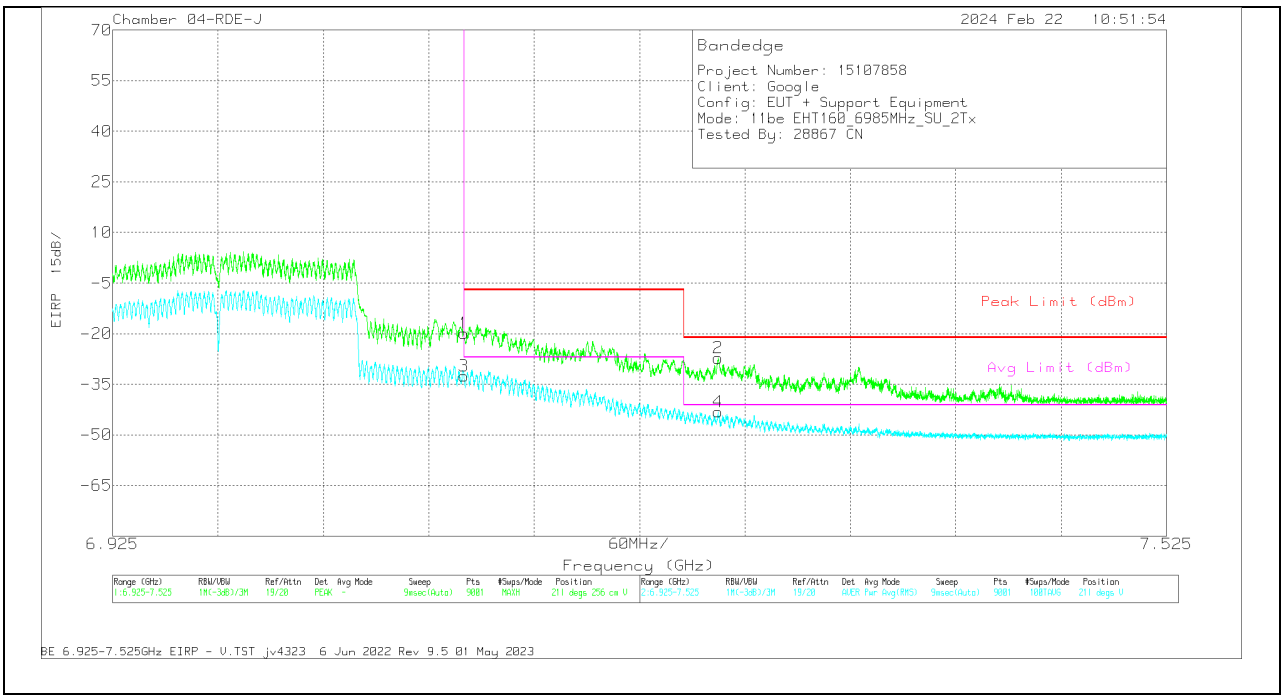

Trace Markers

Marker	Frequency (GHz)	Meter Reading (dBm)	Det	222741 ACF 3m (dB/m)	Cbl/Amp (dB)	Conversion Factor (dB)	DCCF (dB)	Corrected Reading EIRP	Peak Limit (dBm)	PK Margin (dB)	Avg Limit (dBm)	RMS Margin (dB)	Azimuth (Degs)	Height (cm)	Polarity
2	* ** 7.269868	-41.65	Pk	35.8	-33.2	11.8	0	-27.25	-21.2	-6.05	-	-	211	256	V
4	* ** 7.269802	-57.71	RMS	35.8	-33.2	11.8	.21	-43.1	-	-	-41.2	-1.9	211	256	V
1	7.125	-34.23	Pk	35.8	-33.2	11.8	0	-19.83	-7	-12.83	-	-	211	256	V
3	7.125	-47.16	RMS	35.8	-33.2	11.8	.21	-32.55	-	-	-27	-5.55	211	256	V

* - indicates frequency in CFR47 Pt 15 / IC RSS-Restricted Band
** - indicates frequency in Taiwan NCC LP0002 Restricted Band
Pk - Peak detector
RMS - RMS detection

UL VERIFICATION SERVICES INC.
47173 Benicia Street, Fremont, CA 94538, USA TEL:(510) 319-4000 FAX:(510) 661-0888
This report shall not be reproduced except in full, without the written approval of UL VERIFICATION SERVICES INC.

HARMONICS AND SPURIOUS EMISSIONS

MID CHANNEL

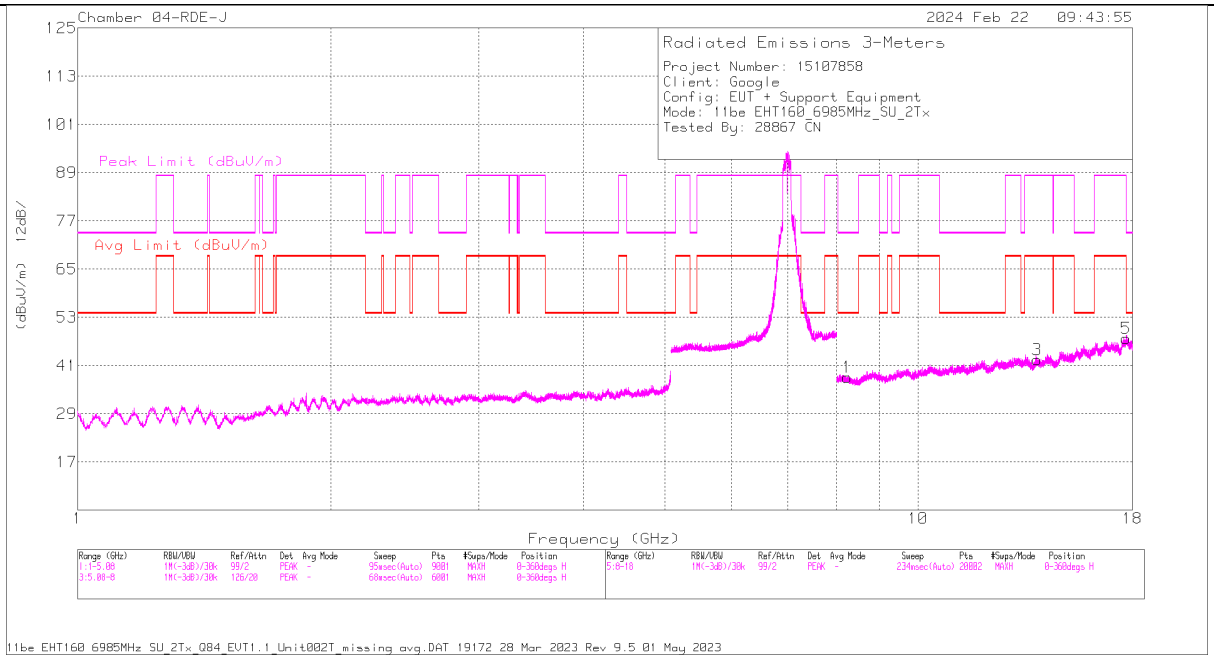

HORIZONTAL

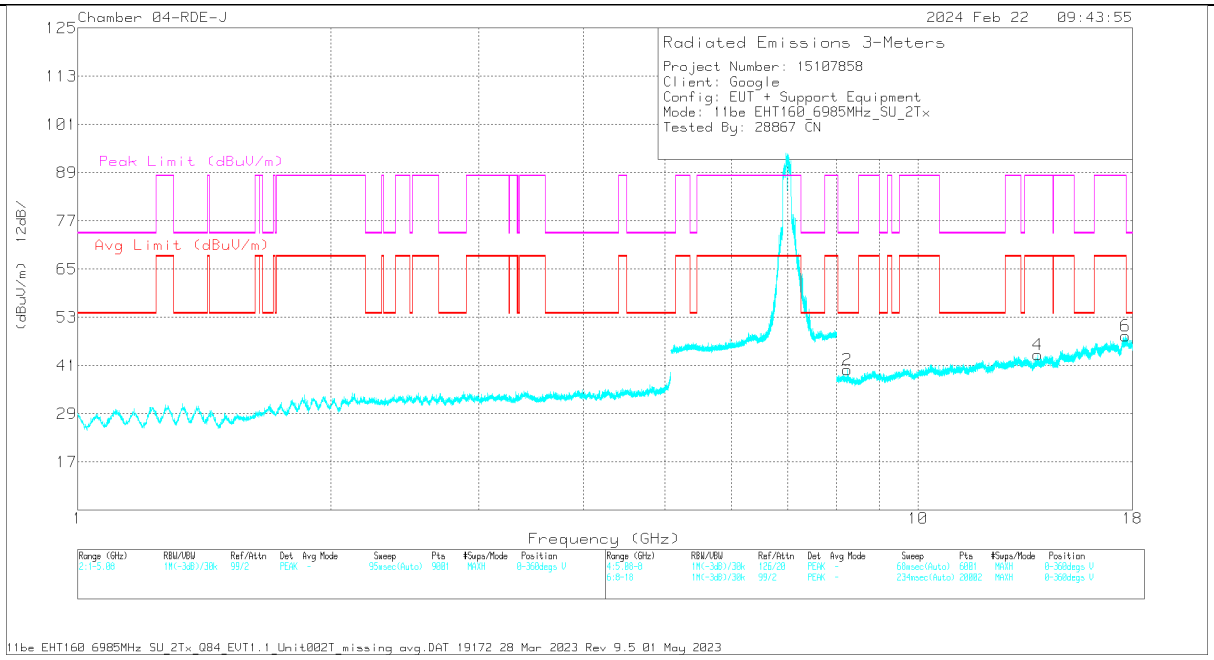

VERTICAL

UL VERIFICATION SERVICES INC.
47173 Benicia Street, Fremont, CA 94538, USA TEL:(510) 319-4000 FAX:(510) 661-0888

This report shall not be reproduced except in full, without the written approval of UL VERIFICATION SERVICES INC.

RADIATED EMISSIONS

Marker	Frequency (GHz)	Meter Reading (dBuV)	Det	222741 ACF 3m (dB/m)	Cbl/Amp (dB)	234600 8GHz HPF (dB)	DCCF (dB)	Corrected Reading (dBuV/m)	Avg Limit (dBuV/m)	Margin (dB)	Peak Limit (dBuV/m)	PK Margin (dB)	Azimuth (Degs)	Height (cm)	Polarity
1	* ** 8.242228	52.46	PK-U	35.9	-41.4	.7	0	47.66	-	-	74	-26.34	223	206	H
	* ** 8.24177	41.21	ADR	35.9	-41.4	.7	.21	36.62	54	-17.38	-	-	223	206	H
2	* ** 8.242226	52.27	PK-U	35.9	-41.4	.7	0	47.47	-	-	74	-26.53	226	213	V
	* ** 8.241388	41.09	ADR	35.9	-41.4	.7	.21	36.5	54	-17.5	-	-	226	213	V
3	13.873421	52.94	PK-U	38.8	-40.6	.8	0	51.94	-	-	88.2	-36.26	354	254	H
	13.871687	41.55	ADR	38.8	-40.6	.8	.21	40.76	68.2	-27.44	-	-	354	254	H
4	13.891576	53.93	PK-U	38.8	-40.7	.8	0	52.83	-	-	88.2	-35.37	246	252	V
	13.894037	41.79	ADR	38.8	-40.8	.8	.21	40.8	68.2	-27.4	-	-	246	252	V
5	17.690323	55.16	PK-U	42.1	-39.9	.5	0	57.86	-	-	88.2	-30.34	249	337	H
	17.688764	43.1	ADR	42.1	-39.9	.5	.21	46.01	68.2	-22.19	-	-	249	337	H
6	17.666922	54.73	PK-U	42.1	-40	.4	0	57.23	-	-	88.2	-30.97	135	134	V
	17.667237	42.77	ADR	42.1	-40	.4	.21	45.48	68.2	-22.72	-	-	135	134	V

* - indicates frequency in CFR47 Pt 15 / IC RSS-Restricted Band
** - indicates frequency in Taiwan NCC LP0002 Restricted Band
PK-U - U-NII: Maximum Peak
ADR - U-NII AD primary method, RMS average

UL VERIFICATION SERVICES INC.
47173 Benicia Street, Fremont, CA 94538, USA TEL:(510) 319-4000 FAX:(510) 661-0888
This report shall not be reproduced except in full, without the written approval of UL VERIFICATION SERVICES INC.

11.2. WORST CASE BELOW 1 GHz

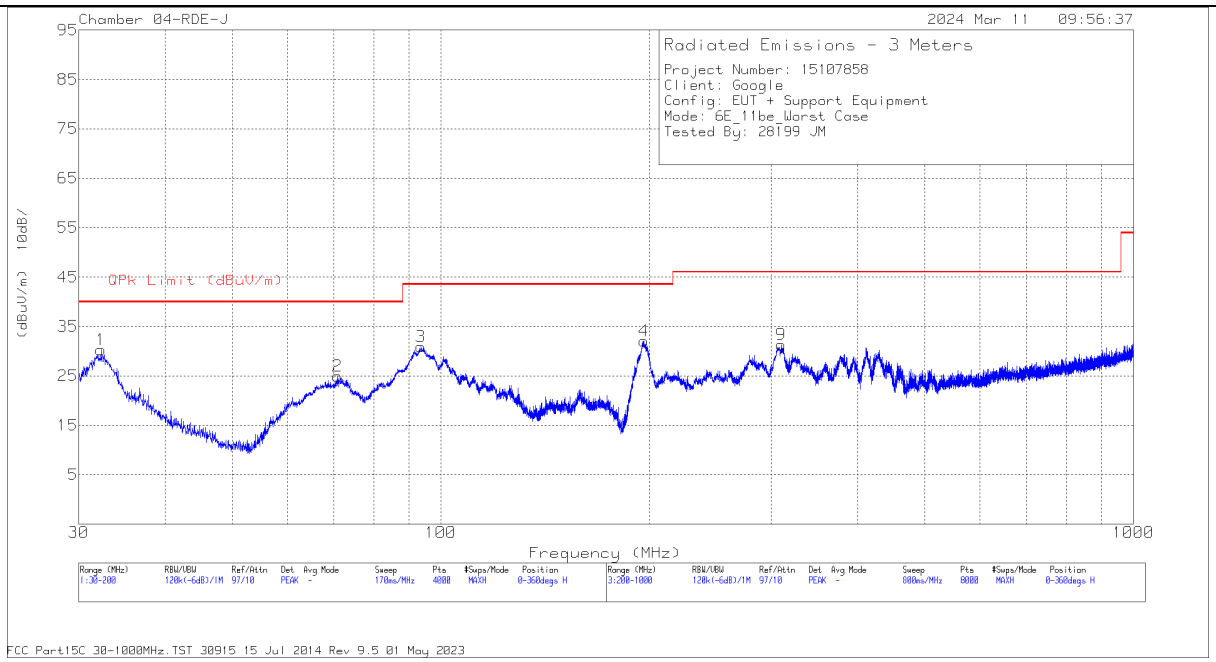

HORIZONTAL

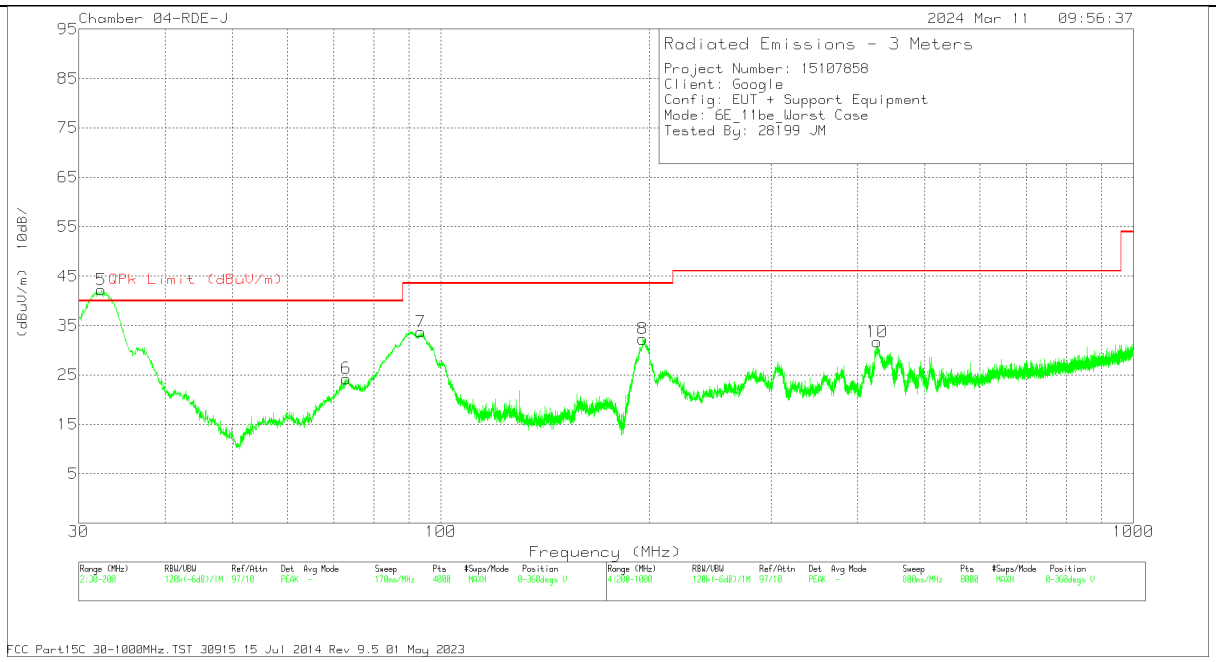

VERTICAL

UL VERIFICATION SERVICES INC.
47173 Benicia Street, Fremont, CA 94538, USA TEL:(510) 319-4000 FAX:(510) 661-0888

This report shall not be reproduced except in full, without the written approval of UL VERIFICATION SERVICES INC.

Below 1 GHz DATA

Marker	Frequency (MHz)	Meter Reading (dBuV)	Det	80293 ACF (dB/m)	CBL/AMP (dB)	Corrected Reading (dBuV/m)	QPk Limit (dBuV/m)	Margin (dB)	Azimuth (Degs)	Height (cm)	Polarity
1	32.2956	36.81	Pk	25.1	-31.6	30.31	40	-9.69	0-360	299	H
2	70.9806	42.11	Pk	14	-31.2	24.91	40	-15.09	0-360	299	H
3	93.554	47.4	Pk	14.5	-31	30.9	43.52	-12.62	0-360	299	H
4	196.431	44.35	Pk	17.9	-30.2	32.05	43.52	-11.47	0-360	101	H
5	32.5543	45.77	Qp	25	-31.6	39.17	40	-.83	22	100	V
6	72.9786	41.67	Pk	14	-31.4	24.27	40	-15.73	0-360	100	V
7	93.5965	50.25	Pk	14.5	-31	33.75	43.52	-9.77	0-360	100	V
8	195.793	44.47	Pk	17.9	-30.1	32.27	43.52	-11.25	0-360	100	V
9	310.114	41.64	Pk	19.6	-29.9	31.34	46.02	-14.68	0-360	99	H
10	426.729	39.16	Pk	22.3	-29.8	31.66	46.02	-14.36	0-360	99	V

Pk - Peak detector
Qp – Quasi-Peak detector

UL VERIFICATION SERVICES INC.
47173 Benicia Street, Fremont, CA 94538, USA TEL:(510) 319-4000 FAX:(510) 661-0888
This report shall not be reproduced except in full, without the written approval of UL VERIFICATION SERVICES INC.

12. AC POWER LINE CONDUCTED EMISSIONS

LIMITS

FCC §15.207 (a)

Frequency of Emission (MHz)	Conducted Limit (dBµV)	
	Quasi-peak	Average
0.15-0.5	66 to 56 *	56 to 46 *
0.5-5	56	46
5-30	60	50

*Decreases with the logarithm of the frequency.

TEST PROCEDURE

The EUT is placed on a non-conducting table 40 cm from the vertical ground plane and 80 cm above the horizontal ground plane. The EUT is configured in accordance with ANSI C63.10.

The receiver is set to a resolution bandwidth of 9 kHz. Peak detection is used unless otherwise noted as quasi-peak or average.

Line conducted data is recorded for both NEUTRAL and HOT lines.

RESULTS

UL VERIFICATION SERVICES INC.
47173 Benicia Street, Fremont, CA 94538, USA TEL:(510) 319-4000 FAX:(510) 661-0888

This report shall not be reproduced except in full, without the written approval of UL VERIFICATION SERVICES INC.

LINE 1 RESULTS

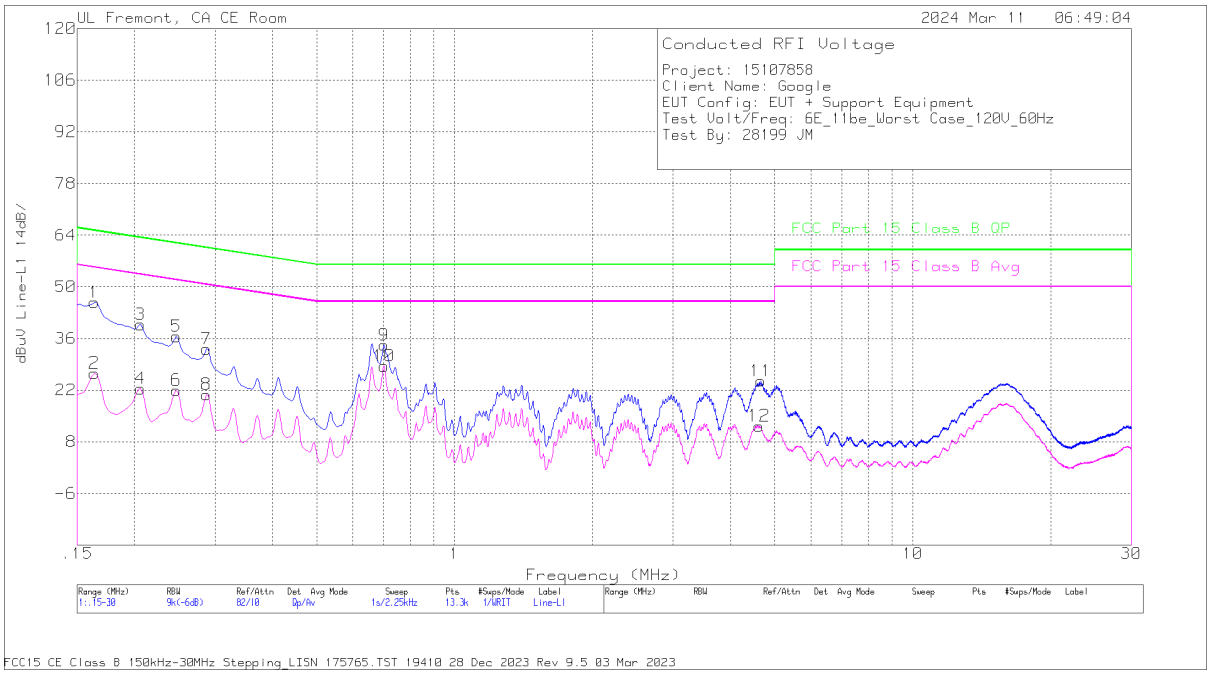

Trace Markers

Range 1: Line-L1 .15 - 30MHz											
Marker	Frequency (MHz)	Meter Reading (dBuV)	Det	LISN (dB)	Cbl (dB)	Trns Limiter (dB)	Corrected Reading (dBuV)	FCC Part 15C QP Limit (dBuV)	QP Margin (dB)	FCC Part 15C Avg Limit (dBuV)	Av Margin (dB)
2	.1635	17.07	Av	0	0	9.5	26.57	-	-	55.28	-28.71
4	.2063	12.88	Av	0	.1	9.4	22.38	-	-	53.35	-30.97
6	.2468	12.58	Av	0	0	9.4	21.98	-	-	51.87	-29.89
8	.2873	11.29	Av	0	.1	9.4	20.79	-	-	50.6	-29.81
10	.7013	19.12	Av	0	.1	9.3	28.52	-	-	46	-17.48
12	4.6196	2.76	Av	0	.1	9.4	12.26	-	-	46	-33.74
1	.1635	36.3	Qp	0	0	9.5	45.8	65.28	-19.48	-	-
3	.2063	30.27	Qp	0	.1	9.4	39.77	63.35	-23.58	-	-
5	.2468	27.12	Qp	0	0	9.4	36.52	61.87	-25.35	-	-
7	.2873	23.63	Qp	0	.1	9.4	33.13	60.6	-27.47	-	-
9	.7013	24.8	Qp	0	.1	9.3	34.2	56	-21.8	-	-
11	4.6635	14.94	Qp	0	.1	9.4	24.44	56	-31.56	-	-

Qp - Quasi-Peak detector
Av - Average detection

UL VERIFICATION SERVICES INC.
47173 Benicia Street, Fremont, CA 94538, USA TEL:(510) 319-4000 FAX:(510) 661-0888
This report shall not be reproduced except in full, without the written approval of UL VERIFICATION SERVICES INC.

LINE 2 RESULTS

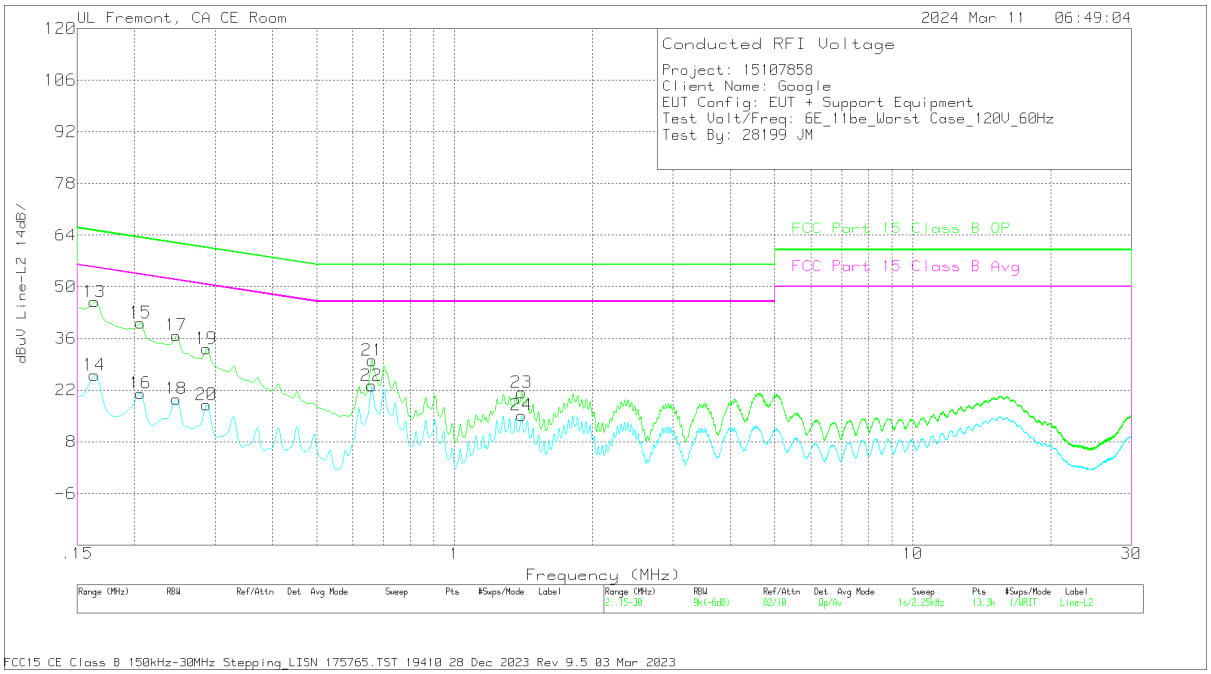

Trace Markers

Range 2: Line-L2 .15 - 30MHz											
Marker	Frequency (MHz)	Meter Reading (dBuV)	Det	LISN (dB)	Cbl (dB)	Trns Limiter (dB)	Corrected Reading (dBuV)	FCC Part 15C QP Limit (dBuV)	QP Margin (dB)	FCC Part 15C Avg Limit (dBuV)	Av Margin (dB)
14	.1635	16.56	Av	0	0	9.5	26.06	-	-	55.28	-29.22
16	.2063	11.66	Av	0	.1	9.4	21.16	-	-	53.35	-32.19
18	.2468	10.21	Av	0	0	9.4	19.61	-	-	51.87	-32.26
20	.2873	8.51	Av	0	.1	9.4	18.01	-	-	50.6	-32.59
22	.6585	13.73	Av	0	.1	9.4	23.23	-	-	46	-22.77
24	1.3999	5.69	Av	0	.1	9.4	15.19	-	-	46	-30.81
13	.1635	36.45	Qp	0	0	9.5	45.95	65.28	-19.33	-	-
15	.2063	30.73	Qp	0	.1	9.4	40.23	63.35	-23.12	-	-
17	.2468	27.45	Qp	0	0	9.4	36.85	61.87	-25.02	-	-
19	.2873	23.71	Qp	0	.1	9.4	33.21	60.6	-27.39	-	-
21	.6608	20.56	Qp	0	.1	9.4	30.06	56	-25.94	-	-
23	1.401	11.85	Qp	0	.1	9.4	21.35	56	-34.65	-	-

Qp - Quasi-Peak detector
Av - Average detection

UL VERIFICATION SERVICES INC.
47173 Benicia Street, Fremont, CA 94538, USA TEL:(510) 319-4000 FAX:(510) 661-0888
This report shall not be reproduced except in full, without the written approval of UL VERIFICATION SERVICES INC.

13. DESCRIPTION OF TEST SETUP AND SETUP PHOTOS

Please refer to 151078458-EP1 for test setup description and setup photos

END OF TEST REPORT

UL VERIFICATION SERVICES INC.
47173 Benicia Street, Fremont, CA 94538, USA TEL:(510) 319-4000 FAX:(510) 661-0888

This report shall not be reproduced except in full, without the written approval of UL VERIFICATION SERVICES INC.