Report Number: 15107858-EP1V2

TABLE OF CONTENTS

1. SCOPE 2
2. WPT/NFC/BT/BLE/BLE CHANNEL SOUNDING/802.15.4 THREAD/2.4G WLAN/5G WLAN/6G WLAN TECHNOLOGIES 3
2.1. DESCRIPTION OF TEST SETUP 3
2.1.1. WPT TEST SETUP BLOCK DIAGRAM 4
2.1.2. NFC/BT/BLE/BLE CHANNEL SOUNDING/802.15.4 THREAD/2.4G WLAN/5G WLAN/6G WLAN/UWB TEST SETUP BLOCK DIAGRAM 5
2.1.3. UWB TEST SETUP BLOCK DIAGRAM 7
2.2. ANTENNA PORT SETUP 8
2.2.1. RF Antenna Port test 8
2.2.2. 6G WLAN 987594 D02 U-NII 6 GHz EMC Measurement (Section K and L) 8
2.2.3. WWAN 2G/3G/4G/5G 9
2.3. AC LINE CONDUCTED SETUP 10
2.3.1. WPT 10
2.3.2. NFC/BT/BLE/BLE CHANNEL SOUNDING/802.15.4 THREAD/2.4G WLAN/5G WLAN/6G WLAN/UWB 10
2.4. TEMPERATURE CHAMBER SETUP (NFC) 11
2.5. RADIATED RF MEASUREMENT SETUP 12
2.5.1. WPT 12
2.5.2. NFC/BT/BLE/BLE CHANNEL SOUNDING/802.15.4 THREAD/2.4G WLAN/5G WLAN/6G WLAN/UWB 13
2.5.3. WWAN 2G/3G/4G/5G/NTN 16
2.5.4. UWB 19
3. CBRS 21
4. DFS MEASUREMENT SETUP 22
5. CONTENTION PROTOCOL MEASUREMENT SETUP 25

1. SCOPE

The purpose of this document is to show test setup diagrams and photos for the following reports

Reports
15107858-E1 FCC Report WWAN (2G3G)
15107858-E2 FCC Report WWAN (4G5G)
15107858-E3 FCC Report Carrier Aggregation
15107858-E4 FCC Report NTN Bands
15107858-E5 FCC B48 CBRS
15107858-E6 FCC Report BT_BLE Channel Sounding Mode2_DSS
15107858-E7 FCC Report BT_BLE_Channel Sounding_Mode0_DTS
15107858-E8 FCC Report 802.15.4_Thread_DTS
15107858-E9 FCC Report 2.4G_DTS WLAN
15107858-E10 FCC Report 5G_UNII WLAN
15107858-E11 FCC Report UNII WLAN DFS
15107858-E12 FCC Report UNII WLAN 6GHz
15107858-E13 FCC Report UNII WLAN CBP
15107858-E14 FCC Report NFC
15107858-E15 FCC Report WPT
15107858-E16 FCC Report UWB

2. WPT/NFC/BT/BLE/BLE CHANNEL SOUNDING/802.15.4 THREAD/2.4G WLAN/5G WLAN/6G WLAN TECHNOLOGIES

2.1. DESCRIPTION OF TEST SETUP

SUPPORT TEST EQUIPMENT				
Description	**Manufacturer**	**Model**	**Serial Number**	**FCC ID/ DoC**
Laptop	Dell	Latitude 5310	00330-80000-00000-AA366	DoC
AC/DC Adapter	Dell	LA65NM191	1A5-0653-A02	DoC
AC/DC Adapter	Google	45 W	1HV003B90100315DE	DoC
Phone (WPT supporting client)	Google	GGX8B	41031FDAS0007H	A4RGGX8B
USB-A Cable With Repeater (UWB)	Ugreen	10321	X000TT2OLL	DoC

I/O CABLES (CONDUCTED TEST)						
Cable No.	**Port**	**# of Identical Ports**	**Connector Type**	**Cable Type**	**Cable Length (m)**	**Remarks**
1	AC	1	2-Prong	Un-shielded	1	
2	DC	1	DC	Un-shielded	1.5	
3	USB	1	USB C to USB C	Un-shielded	1	
4	SMA	1	SMA	Un-shielded	0.1	
5	AC	1	3-Prong	Un-shielded	1.5	
6	USB-C	1	USB-C	Shielded	1	

I/O CABLES (RADIATED TEST/AC POWER LINE EMISSIONS)						
Cable No.	**Port**	**# of Identical Ports**	**Connector Type**	**Cable Type**	**Cable Length (m)**	**Remarks**
1	USB-C	1	USB-C	Shielded	1	
2	AC	1	3-Prong	Un-shielded	1.5	

2.1.1. WPT TEST SETUP BLOCK DIAGRAM

CONFIGURATION 2: OPERATING MODE (RADIATED EMISSIONS/AC POWERLINE EMISSIONS)

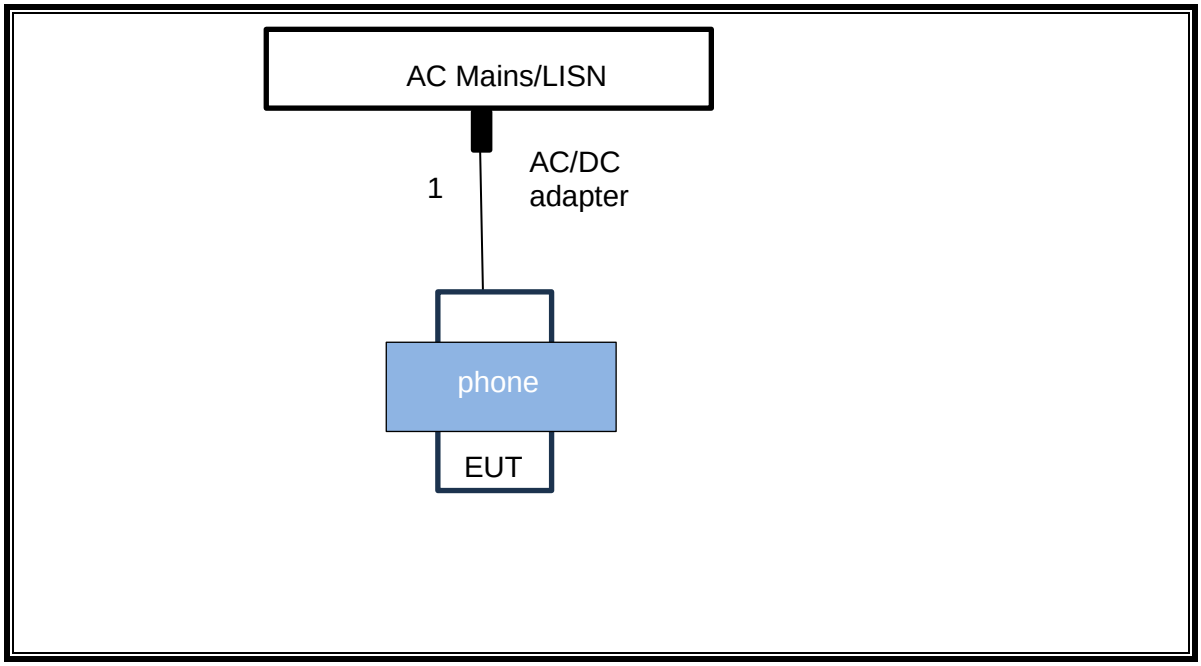

2.1.2. NFC/BT/BLE/BLE CHANNEL SOUNDING/802.15.4 THREAD/2.4G WLAN/5G WLAN/6G WLAN/UWB TEST SETUP BLOCK DIAGRAM

CONDUCTED TEST

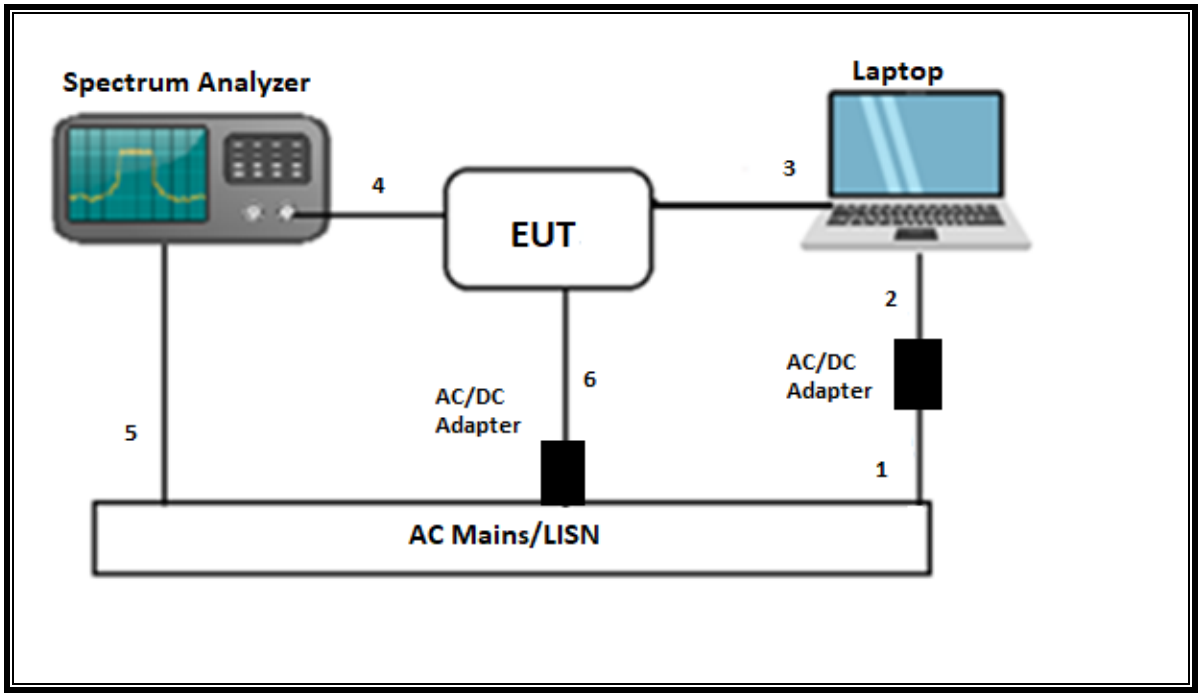

RADIATED EMISSIONS/AC POWERLINE EMISSIONS

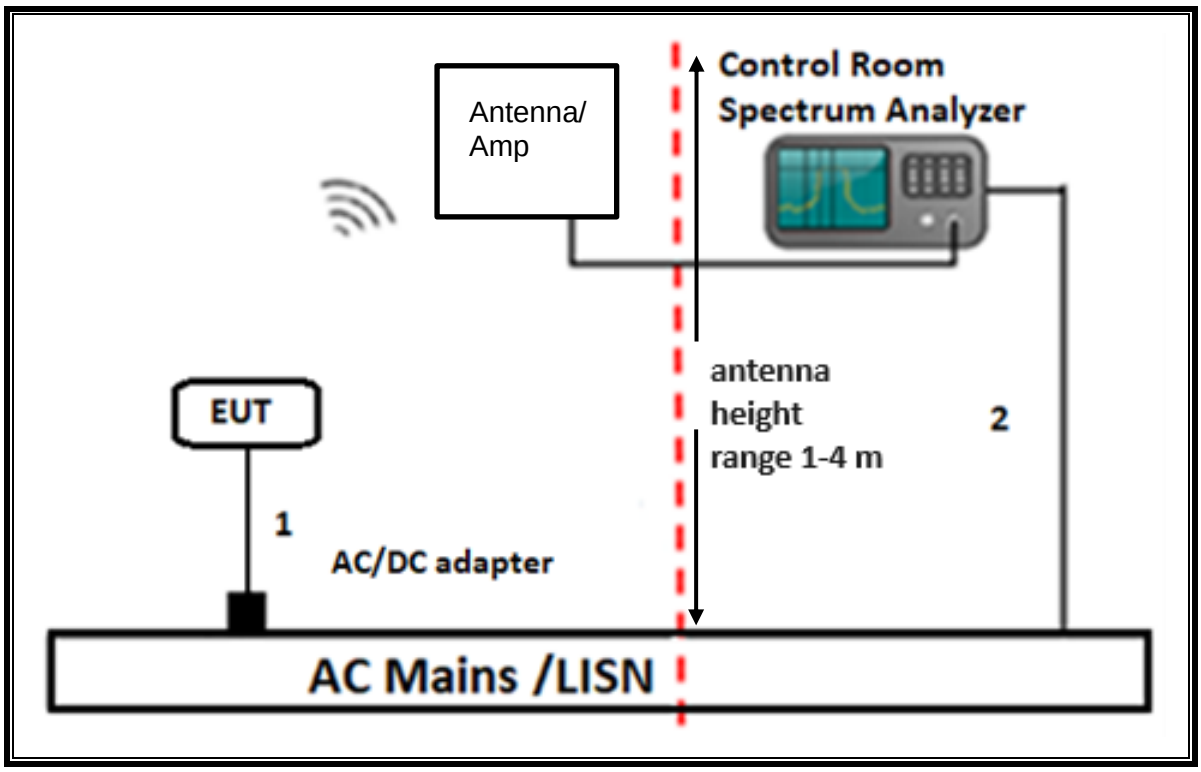

6G WLAN 987594 D02 U-NII 6 GHz EMC Measurement (Section K and L)

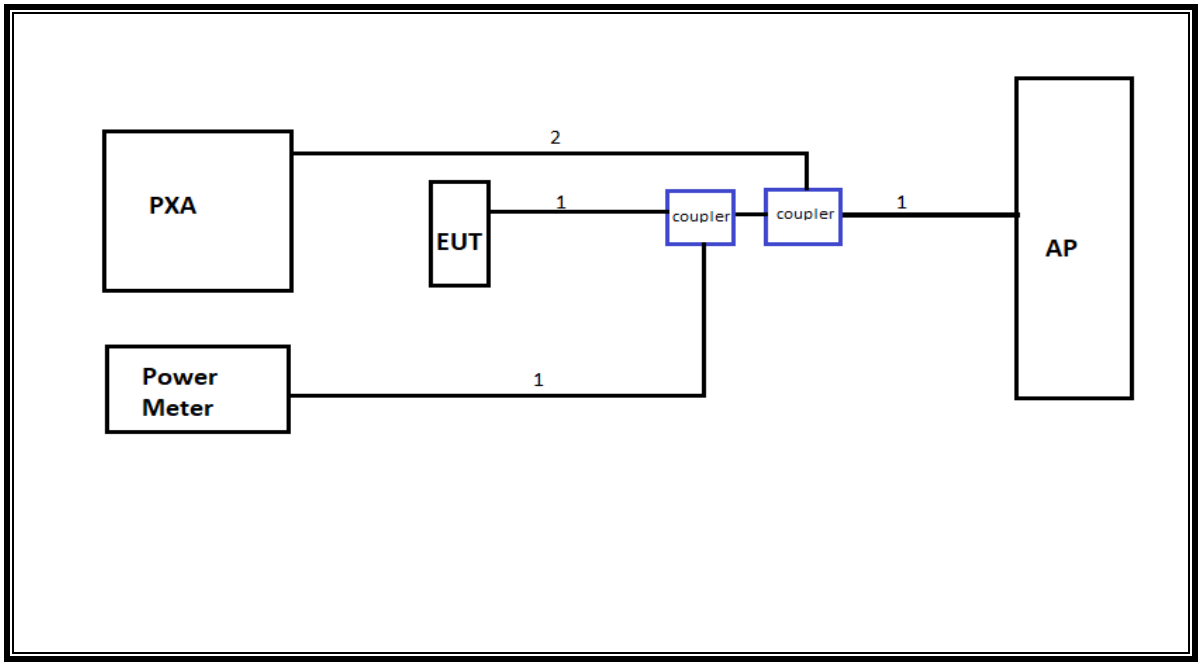

2.1.3. UWB TEST SETUP BLOCK DIAGRAM

SETUP DIAGRAM FOR Above 1GHz TESTS

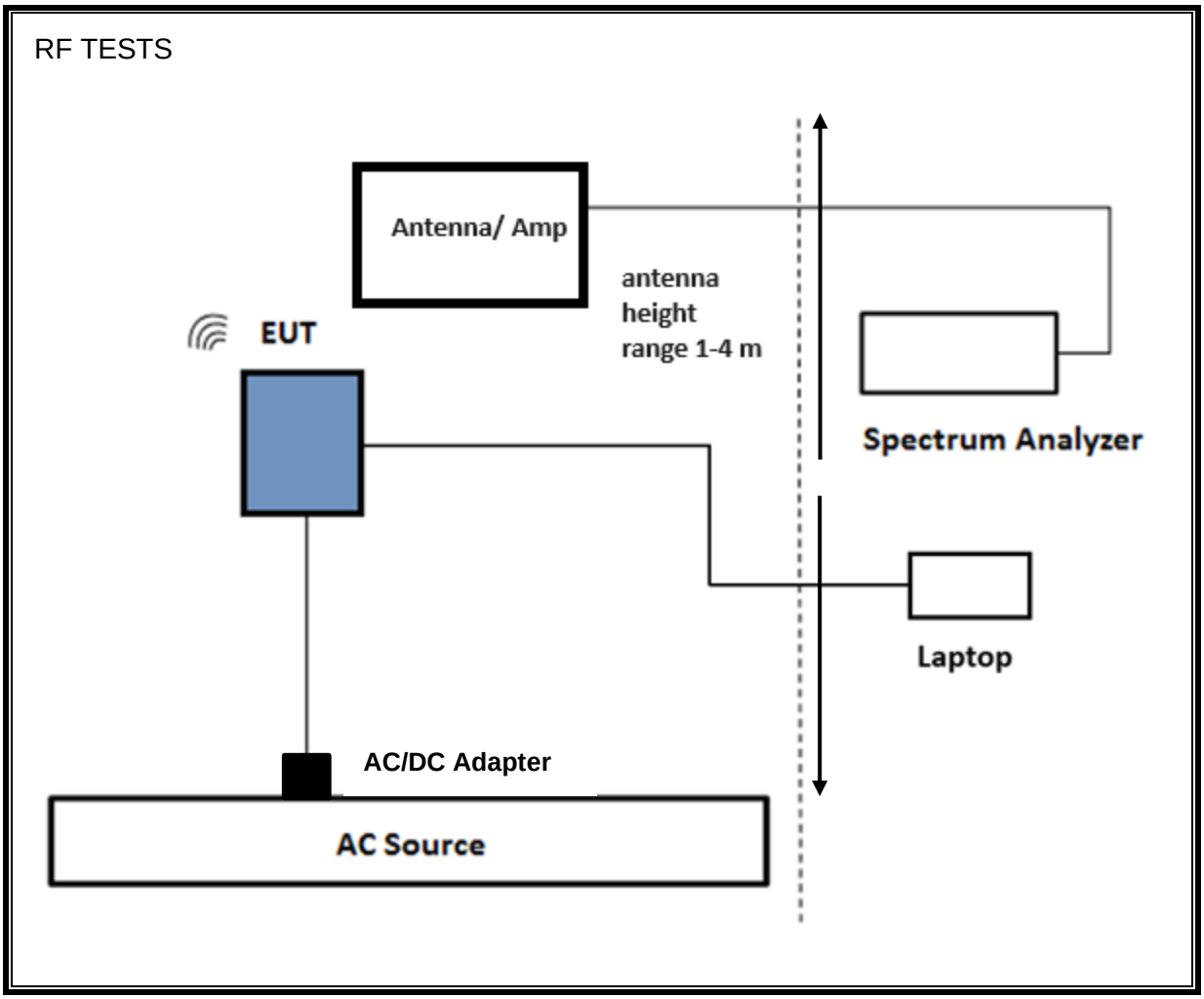

2.2. ANTENNA PORT SETUP

2.2.1. RF Antenna Port test

RF ANTENNA PORT CONDUCTED

2.2.2. 6G WLAN 987594 D02 U-NII 6 GHz EMC Measurement (Section K and L)



RF ANTENNA PORT CONDUCTED

2.2.3. WWAN 2G/3G/4G/5G

	
FREQUENCY STABILITY	**RF ANTENNA PORT CONDUCTED**

2.3. AC LINE CONDUCTED SETUP

2.3.1. WPT

	
AC LINE CONDUCTED (FRONT)	**AC LINE CONDUCTED (BACK)**

2.3.2. NFC/BT/BLE/BLE CHANNEL SOUNDING/802.15.4 THREAD/2.4G WLAN/5G WLAN/6G WLAN/UWB

AC LINE CONDUCTED (FRONT)	**AC LINE CONDUCTED (BACK)**

2.4. TEMPERATURE CHAMBER SETUP (NFC)

TEMPERATURE CHAMBER

2.5. RADIATED RF MEASUREMENT SETUP

2.5.1. WPT



BELOW 30 MHz (FRONT), FCC



BELOW 30 MHz (BACK), FCC



BELOW 1GHz (FRONT)



BELOW 1GHz (BACK)

2.5.2. NFC/BT/BLE/BLE CHANNEL SOUNDING/802.15.4 THREAD/2.4G WLAN/5G WLAN/6G WLAN/UWB

Refer to each test report for worst case orientation.

X (Flatbed Orientation)



BELOW 30 MHz (FRONT)



BELOW 30 MHz (BACK)



BELOW 1GHz (FRONT)



BELOW 1GHz (BACK)



ABOVE 1GHz (FRONT)



ABOVE 1GHz (BACK)

Y (Landscape Orientation)



BELOW 30 MHz (FRONT)



BELOW 30 MHz (BACK)



BELOW 1GHz (FRONT)



BELOW 1GHz (BACK)



ABOVE 1GHz (FRONT)



ABOVE 1GHz (BACK)

Z (Portrait Orientation)



BELOW 30 MHz (FRONT)



BELOW 30 MHz (BACK)



BELOW 1GHz (FRONT)



BELOW 1GHz (BACK)



ABOVE 1GHz (FRONT)



ABOVE 1GHz (BACK)

2.5.3. WWAN 2G/3G/4G/5G/NTN

X (Flatbed Orientation)



BELOW 1GHz (FRONT)



BELOW 1GHz (BACK)



ABOVE 1GHz (FRONT)



ABOVE 1GHz (BACK)

Y (Landscape Orientation)

	
BELOW 1GHz (FRONT)	**BELOW 1GHz (BACK)**
	
ABOVE 1GHz (FRONT)	**ABOVE 1GHz (BACK)**

Z (Portrait Orientation)



BELOW 1GHz (FRONT)



BELOW 1GHz (BACK)



ABOVE 1GHz (FRONT)



ABOVE 1GHz (BACK)

2.5.4. UWB

X (Flatbed Orientation)

	
0.96-6GHz (FRONT)	**0.96-6GHz (BACK)**

Y (Landscape Orientation)

	
0.96-6GHz (FRONT)	**0.96-6GHz (BACK)**

Z (Portrait Orientation)

	
0.96-6GHz (FRONT)	**0.96-6GHz (BACK)**

3. CBRS

4. DFS MEASUREMENT SETUP

DYNAMIC FREQUENCY SELECTION MEASUREMENT SETUP

CLIENT MODE FRONT PHOTO



CLIENT MODE SIDE PHOTO

P2P MODE(OWNER) FRONT PHOTO

P2P MODE(OWNER) SIDE PHOTO



P2P MODE(CLIENT) FRONT PHOTO



P2P MODE(CLIENT) SIDE PHOTO

5. CONTENTION PROTOCOL MEASUREMENT SETUP

CONTENTION PROTOCOL PHOTO (FRONT)



CONTENTION PROTOCOL PHOTO (BACK)

END OF REPORT