TALIX
Powered by Lenovo
TALIX Bluetooth Earbuds TA80
Note: Please read the user manual before using the product. Pictures are for reference only.

(IP) PN:SP41T92680
Printed in China
Model name(HWIN): TA80

TALIX

Product Specifications

Model: TA80

Bluetooth
Range: ≈10 m
Version: 5.0

Speaker
Diameter: 10 mm
Impedance: 32 Ω

Earphone power
Input: 5 V⎓50 mA
Battery capacity: 50 mAh
Battery life: ≈ 6 hrs
Charging time: ≈ 2 hrs

Charging case power
Input: 5 V⎓400 mA
Output: 5 V⎓100 mA
Battery capacity: 400 mAh
Charging time: ≈ 2 hrs

What's in the box

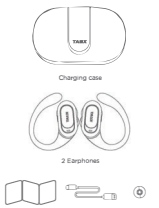

Components

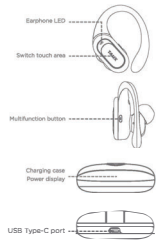

Take out and pair the earphones

If you're using the earphones for the first time, remove both from the charging case. The LED on one earphone will blink white and ice blue alternately, indicating that they are in pairing mode.

Note:
- If the earphones have not been paired with each other, they will automatically enter pairing mode when turned on. You'll hear two beeps when pairing is successful.
- If the earphones have been paired before, they will automatically reconnect to each other when turned on. You'll hear a beep when they connect.

How to put on the earphones

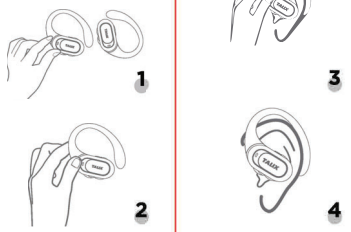

Power on and off

Power on
Opening the charging case will automatically turn on the earphones.
To manually turn on each earphone, press and hold the touchpad for three seconds.

Power off
Placing the earphones in the charging case and closing the case will automatically turn them off.
To manually turn off each earphone, press and hold the touchpad for five seconds.

Note: If the earphones are not paired with a Bluetooth device within three minutes after powering on, they will automatically power off. They will also power off after three minutes if the paired Bluetooth device moves out of the effective connection range and has not reconnected.

Connect to Bluetooth device

On your device, turn on Bluetooth and choose to connect to "TALIX TA80".

Basic operations

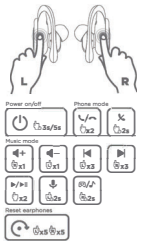

Key functions

- Play/Pause: Tap either earphone once.
- Volume up: Tap the right earphone twice.
- Volume down: Tap the left earphone twice.
- Play previous track: Tap the left earphone three times.
- Play next track: Tap the right earphone three times.
  Note: When using a single earphone only, triple taps will play the next track.
- Answer/End call: Tap either earphone once.
- Reject call: Press and hold either earphone for two seconds.
- Activate voice assistant: Press and hold the left earphone for two seconds.
  Note: When using a single earphone only, press and hold the active earphone for two seconds.
- Switch between Game and Music modes: Music mode is the default mode. Press and hold the right earphone for two seconds to switch between modes. (The louder notification sound indicates Game mode.)
  Note: Mode switching is disabled when you're using a single earphone only.

Indicator LEDs

Earphone LED	Status
Blinking white and ice blue	Both earphones: Powered on Single earphone: Unpaired
Solid white	Charging
Off	Paired or fully charged
Charging case Power display	**Status**
Flashing	Case charging
Shows 100%	Case fully charged

How to reset the earphones

If the earphones fail to pair or reconnect to each other, reset them by tapping both earphones five times simultaneously.
Note: Resetting the earphones will clear the Bluetooth pairing history.

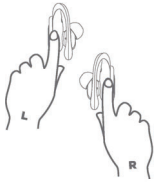

TALIX

正面

FCC ID: A5M-TA80

FCC Caution:
This device complies with part 15 of the FCC Rules. Operation is subject to the following two conditions: (1) This device may not cause harmful interference, and (2) this device must accept any interference received, including interference that may cause undesired operation.
Any Changes or modifications not expressly approved by the party responsible for compliance could void the user's authority to operate the equipment.
Note: This equipment has been tested and found to comply with the limits for a Class B digital device, pursuant to part 15 of the FCC Rules. These limits are designed to provide reasonable protection against harmful interference in a residential installation. This equipment generates uses and can radiate radio frequency energy and, if not installed and used in accordance with the instructions, may cause harmful interference to radio communications. However, there is no guarantee that interference will not occur in a particular installation. If this equipment does cause harmful interference to radio or television reception, which can be determined by turning the equipment off and on, the user is encouraged to try to correct the interference by one or more of the following measures:
-Reorient or relocate the receiving antenna.
-Increase the separation between the equipment and receiver.
-Connect the equipment into an outlet on a circuit different from that to which the receiver is connected.
-Consult the dealer or an experienced radio/TV technician for help
*RF warning for Portable device:
The device has been evaluated to meet general RF exposure requirement. The device can be used in portable exposure conditions without restriction.
Customer Service Email: contact@yhemi.net

IC: 5903G-TA80

ISED Statement
This device complies with Innovation, Science and Economic Development Canada license-exempt RSS standard(s). Operation is subject to the following two conditions:
(1) this device may not cause interference, and
(2) this device must accept any interference, including interference that may cause undesired operation of the device.
Le présent appareil est conforme aux CNR Innovation, Sciences et Développement économique Canada applicables aux appareils radio exempts de licence. L'exploitation est autorisée aux deux conditions suivantes:
(1) l'appareil ne doit pas produire de brouillage, et
(2) l'utilisateur de l'appareil doit accepter tout brouillage radioélectrique subi, même si le brouillage est susceptible d'en compromettre le fonctionnement.
Exposure of humans to RF fields (RSS-102)
The device employs low gain integral antennas that do not emit RF field in excess of Health Canada limits for the general population; consult Safety Code 6, obtainable from Health Canada's Web site at http://www.hc-sc.gc.ca/

The radiated energy from the antennas connected to the wireless adapters conforms to the IC limit of the RF exposure requirement regarding IC RSS-102, Issue 5. Exposition des êtres humains aux champs radioélectriques (rp) [Cnpt, cpp] Cet équipement utilise des antennes intégrales à faible gain qui n'émettent pas un champ électromagnétique supérieur aux normes imposées par le Ministère de la santé canadien pour la population. Consultez le Safety Code 6 sur le site Web du Ministère de la santé canadien à l'adresse http://www.hc-sc.gc.ca.
Cet appareil émise par les antennes reliées aux adaptateurs sans fil respecte la limite d'exposition aux radiofréquences telle que définie par Industrie Canada dans le document CNR-102, version 5.

Battery recycling information for the United States and Canada

Limited Warranty

Country or Region of Purchase	Warranty Period
Austria, Australia, Belgium, UK, Canada, Denmark, Estonia, US, Finland, France, Germany, Iceland, Ireland, Italy, Israel, Japan, Latvia, Lithuania, Luxembourg, Spain, Netherlands, New Zealand, Norway, Sweden, Switzerland	1 years
Brugil, Rybl'vk, ОМНРЗа, Kazy-Poland, Korea, Russia, Taiwan, ЗуКРнеиЯЕВн, Ukrgua	1 years
Algeria, Argentina, Bolivia, Bosnia-Herzegovina, Bulgaria, Bahrain, Chile, Colombia, Croatia, Cyprus, Czech Republic, Egypt, Ecuador, Greece, Hong Kong, Hungary, India, Indonesia, Kuwait, Kenya, Macao, Malaysia, Macedonia, Mexico, Peru, Nigeria, Qatar, Oman, Paraguay, Philippines, Poland, Romania, Singapore, Serbia/Montenegro, Slovakia, Slovenia, South Africa, Sri Lanka, Thailand, United Arab Emirates, Uruguay, Venezuela, Vietnam	1 years
Saudi Arabia, Turkiye	1 years

Service and Support

During the warranty period, you can obtain support for a warranty-related issue by contacting the original online e-commerce platform.
Before obtaining warranty support, the following information is required as much as possible to assist the support representative.

- Product name
- Description of the problem
- Proof of purchase
- First name
- Surname
- Company name
- Address
  - Home
  - Office
- Country
- Telephone
- E-mail

Warranty Information

IGRIS Engineering Lab Ltd. warrants to the original purchaser ("Buyer") that this product will be free from defects in materials and workmanship under normal use for the life of the product. The warranty period starts on the original date of purchase specified on the sales receipt.
This warranty applies only to products Buyer purchased for Buyer's own use and not for resale.

How to Obtain Warranty Service:
Buyer may obtain warranty service by contacting the original online e-commerce platform. If the product is shown to have defects in materials or workmanship during the warranty period, we will replace it with one that is at least functionally equivalent. The replacement product may not be new, but it will be in good working order, and will be warranted for the balance remaining of the original warranty period. Buyer must return the original defective product to us. IGRIS Engineering Lab Ltd. is not responsible for any data contained on a product, including confidential, proprietary, or personal data. Buyer should remove and/or backup all such data from the product prior to its return.

Limitations and Exclusions:
This warranty does not cover the following: Buyer's costs incurred for removal or reinstallation of the product; normal wear and tear; uninterrupted or error-free operation of a product; loss of or damage to, Buyer data; and/failure or damage resulting from misuse, accident, modification, unsuitable physical or operating environment, natural disasters, power surges, or improper maintenance by anyone other than us.
This warranty is voided by removal or alteration of identification labels on the product or liquids. IGRIS Engineering Lab Ltd. shall not be liable for more than the amount of actual direct damages suffered by Buyer, up to the purchase price of the product. THE FOREGOING IS THE SOLE AND EXCLUSIVE IGRIS Engineering Lab Ltd. UNDER NO CIRCUMSTANCES SHALL IGRIS BE LIABLE FOR ANY OF THE FOLLOWING:
SPECIAL, INCIDENTAL, INDIRECT ORCONSEQUENTIAL DAMAGES, INCLUDING LOST PROFITS, BUSINESS REVENUE,GOODWILL, OR ANTICIPATED SAVINGS; LOSS OR DAMAGE TO DATA; OR THIRD PARTY CLAIMS. THIS WARRANTY IS EXCLUSIVE AND IN LIEU OF ALL OTHER WARRANTIES OR CONDITIONS, EXPRESS OR IMPLIED, INCLUDING WITHOUT LIMITATION, ANY IMPLIED WARRANTIES OF MERCHANTABILITY OR FITNESS FOR A PARTICULAR PURPOSE.

Safety Information

English
The operating temperature range for the product is between 0°C (32°F) and 40°C (113°F).

General battery notice

DANGER
Batteries supplied by IGRIS for use with your product have been tested for compatibility and should only be replaced with approved parts. Except the battery specified by IGRIS, a disassembled or modified battery is not covered by the warranty.
Battery abuse or mishandling can cause overheat, liquid leakage, or an explosion.
To avoid possible injury, do the following:

- Do not open, disassemble, or service any battery.
- Do not crush or puncture the battery.
- Do not short-circuit the battery, or expose it to water or other liquids.
- Keep the battery away from children.
- Keep the battery away from fire.
- Do not leave the battery in an extremely high-temperature environment or an extremely low air pressure environment.
- Stop using the battery if it is damaged, or if you notice any discharge or the buildup of foreign materials on the battery leads.
  We recommend that the batteries be charged about once every three months to prevent overcharge.
- Do not put the battery in trash that is disposed of in landfills.
  When disposing of the battery, comply with local laws or regulations.

Built-in rechargeable battery notice

DANGER

- Do not attempt to replace the internal rechargeable lithium batteries.
- Replacement of the battery must be done by a IGRIS-authorized repair facility onlytechnician.
- Only recharge the battery strictly according to instructions included in the product documentation.
- IGRIS-authorized repair facilities or technicians recycle IGRIS batteries according to local laws and regulations.

Recycling and environmental information

IGRIS encourages owners of information technology (IT) equipment to responsibly recycle their equipment when it is no longer needed.
IGRIS offers a variety of Programs and services to assist equipment owners in recycling their IT products.

Important battery recycling and WEEE information

English
Don't dispose of your product or battery with your household waste.

Notices

IGRIS may not offer the products, services, or features discussed in this document in allcountries. Consult your local IGRIS representative for information on the products and services currently available in your area. Any reference to a IGRIS product, program, or service is not intended to state or imply that only that IGRIS product, program, or service may be used. Any functionally equivalent product, program, or service that does not infringe any IGRIS intellectual property right may be used instead. However, it is the user's responsibility to evaluate and verify the operation of any other product, program, or service.
IGRIS may have patents or pendingpatent applications covering subject matter described in this document. The furnishing of this document does not give you any license to these patents.
IGRIS PROVIDES THIS PUBLICATION "AS IS" WITHOUT WARRANTY OF ANY KIND, EITHER EXPRESS OR IMPLIED, INCLUDING, BUT NOT LIMITED TO, THE IMPLIED WARRANTIES OF NON-INFRINGEMENT, MERCHANTABILITY OR FITNESS FOR A PARTICULAR PURPOSE.
Some jurisdictions do not allow disclaimer of express or implied warranties in certain transactions, therefore, this statement may not apply to you.
This information could include technical inaccuracies or typographical errors. Changes are periodically made to the information herein; these changes will be incorporated in new editions of the publication.
IGRIS may make improvements and/or changes in the product(s) and/or the program(s) described in this publication at any time without notice.
The products described in this document are not intended for use in implantation or other life support applications where malfunction may result in injury or death to persons. The information contained in this document does not affect or change IGRIS product specifications or warranties.
Nothing in this document shall operate as an express or implied license or indemnity under the intellectual property rights of IGRIS or third parties.
All information contained in this document was obtained in specific environments and is presented as an illustration. The result obtained in other operating environments may vary.
IGRIS may use or distribute any of the information you supply in anyway it believes appropriate without incurring any obligation to you.
Any references in this publication to non-IGRIS Web sites are provided for convenience only and do not in any manner serve as an endorsement of those Web sites. The materials at those Web sites are not part of the materials for this IGRIS product, and use of those Web sites is at your own risk.

Any performance data contained herein was determined in a controlled environment. Therefore, the result obtained in other operating environments may vary significantly.Some measurements may have been made on development-level systems and there is no guarantee that these measurements will be the same on generally available systems. Furthermore, some measurements may have been estimated through extrapolation. Actual results may vary. Users of this document should verify the applicable data for their specific environment.

First Edition(July 2025)
© Copyright IGRIS, 2025

All other trademarks are the property of their respective owners.
LIMITED AND RESTRICTED RIGHTS NOTICE: If data or software is delivered pursuant to a General Services

Reduce | Reuse | Recycle

反面