SoundMAGIC®
Listen More

声美，我们听的更多！

SoundMAGIC, we listen more!

SoundMAGIC®
Listen More



P58BT ANC

OVER EAR BLUETOOTH HEADPHONES WITH
ACTIVE HYBRID NOISE CANCELLATION
包耳式主动混合降噪蓝牙耳机

使用说明书

User Manual

NOTE: This equipment has been tested and found to comply with the limits for a Class B digital device, pursuant to part 15 of the FCC Rules. These limits are designed to provide reasonable protection against harmful interference in a residential installation. This equipment generates uses and can radiate radio frequency energy and, if not installed and used in accordance with the instructions, may cause harmful interference to radio communications. However, there is no guarantee that interference will not occur in a particular installation. If this equipment does cause harmful interference to radio or television reception, which can be determined by turning the equipment off and on, the user is encouraged to try to correct the interference by one or more of the following measures:

- Reorient or relocate the receiving antenna.
- Increase the separation between the equipment and receiver.
- Connect the equipment into an outlet on a circuit different from that to which the receiver is connected.
- Consult the dealer or an experienced radio/TV technician for help

Changes or modifications not expressly approved by the party responsible for compliance could void the user's authority to operate the equipment.

This device complies with Part 15 of the FCC Rules. Operation is subject to the following two conditions:
(1) this device may not cause harmful interference, and
(2) this device must accept any interference received, including interference that may cause undesired operation.

FCC ID:A6B-P58BTANC CMIT ID:XXXXXXXXXX
Utility model patent:ZL 2022 2 2677954.9
Design patent :ZL 2022 3 0615022.4

Packing List

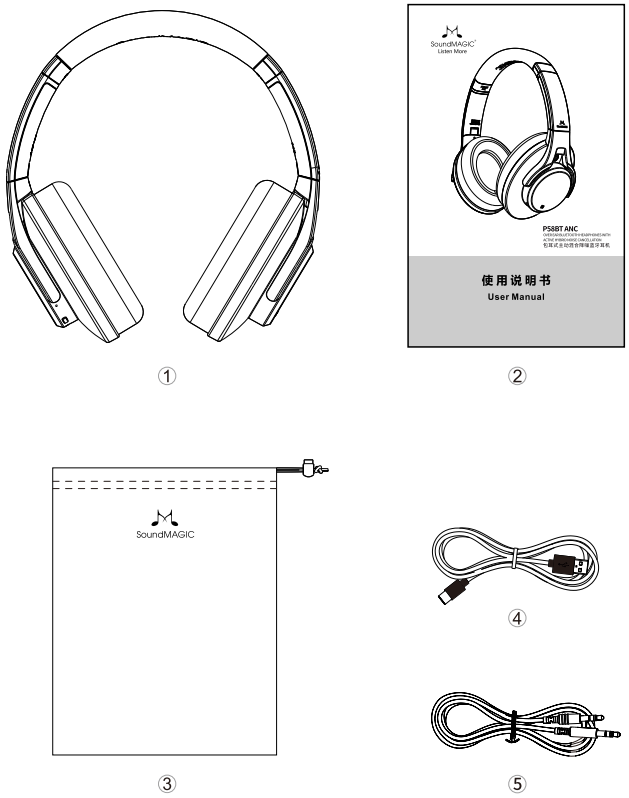

① Headphone ② User manual ③ Carry bag
④ Power Cable ⑤ Stereo audio cable

Technical specification

Technology standard	Bluetooth 5.3
DAC	SBC,AAC
Transmission range	up to 15m
Play time with ANC	up to 35h
Play time without ANC	up to 60h
Talk time with ANC	up to 45h
Talk time without ANC	up to 65h
Driver	40mm,Dynamic, Neodymium magnet
Driver Sensitivity	115±3dB at 1KHz 1mW
Driver DC resistance	38±10%Ω
MIC sensitivity	-42±3dB at 1KHz
Headphone weight	305±10g
Storage temperature	25±10 degree
Work temperture	-15~45 degree
Battery	800mAh Li-ion polymer

Functional diagram:

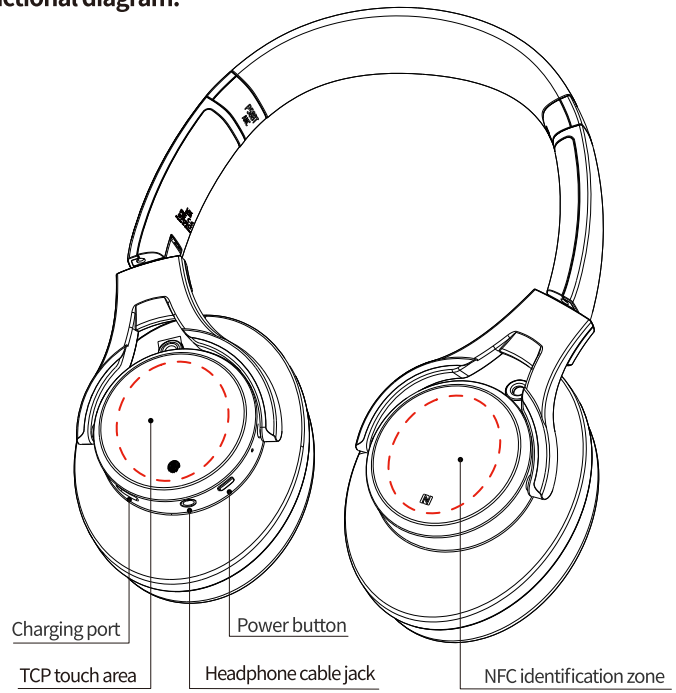

Operation/Function

1、Power On

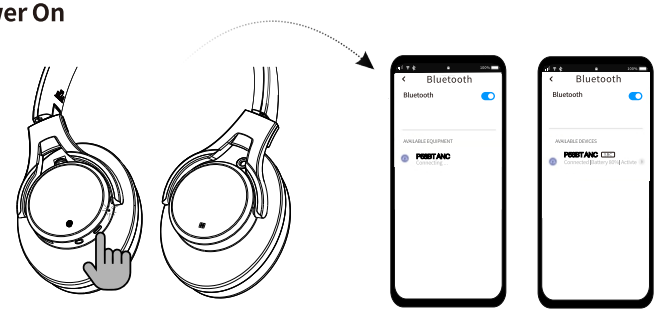

1、Long press power for 3s, blue light flashes 3 times, "power on" prompt.
2、Button power-on: If no pairing, auto-pair; else, auto-reconnect. If fails, auto-pair after 10s.

2、Power Off

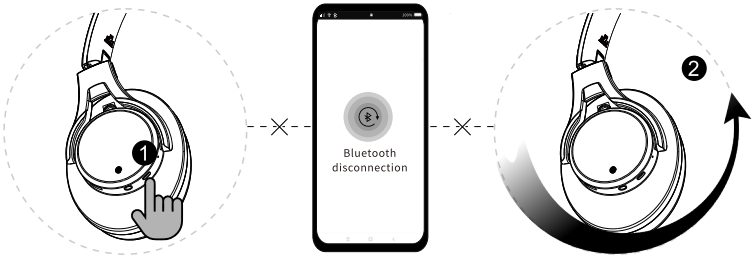

1、Manual: Long press power for 5s, red light flashes 3 times, "power off" prompt. Incoming calls block shutdown.
2、Auto: Shuts down after 5 mins idle, red light flashes 3 times, "power off" prompt.

3、Incoming Call

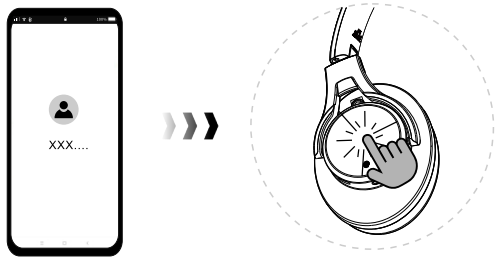

Double-click to answer/hang up, "Du" prompt.

4、Call Decline

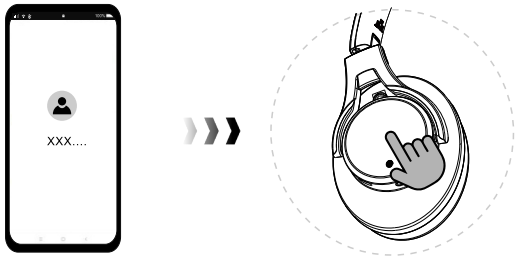

During incoming calls, press and hold TCP for two seconds for a "Du Du" voice prompt.

5、Call Switching

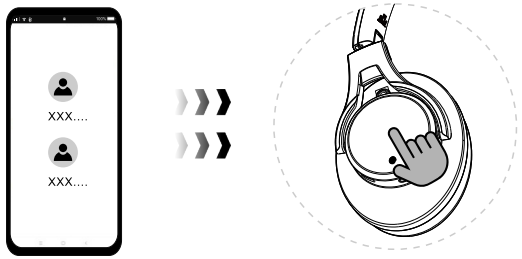

Long-press TCP for 2 seconds to hold the current call and answer another, with a "Du" prompt.

6、Music Playback



Double-click TCP: play/Pause the voice prompts"Du".

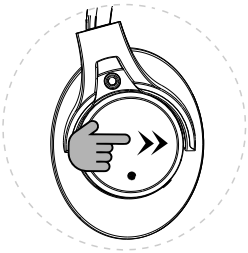

Swipe backward in the touch area: Previous track, "Du" prompt

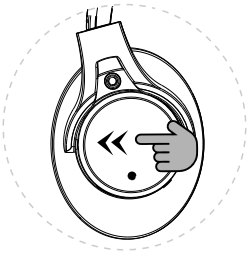

Swipe forward in the touch area: Next track, "Du" prompt

7、Volume Adjustment

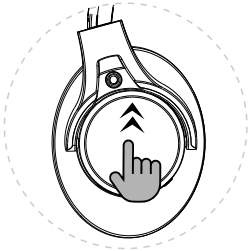

Swipe up once in the touch area to increase volume. Swipe up and pause in the touch area for continuous increase until maximum volume, with a "Du Du" prompt.

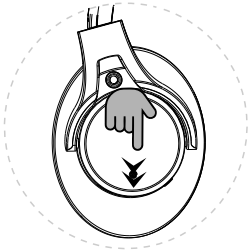

Swipe down once in the touch area to decrease volume. Swipe down and pause in the touch area for continuous decrease until minimum volume, with a "Du Du" prompt.

8、Phone Connection

一、NFC Connection

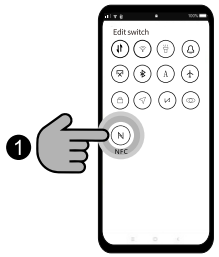

1、Activate NFC on the phone. 2、Pair by placing the phone close to the NFC sensing area of the headphones.
3、Accept the pairing request on the phone to connect successfully.

二、Pair Connection

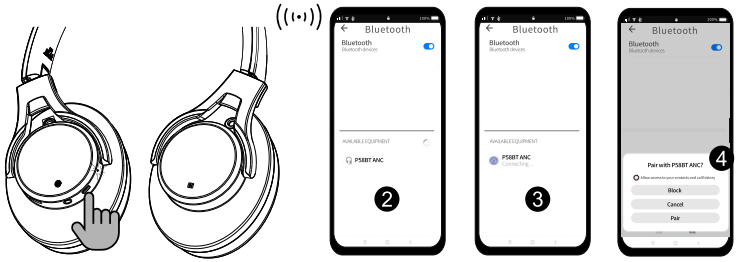

1、Triple-click the power button to enter pairing mode with rapid red and blue flashing lights.
2、Enable Bluetooth on the phone.
3、Discover the Bluetooth headphones P58BT ANC.
4、Confirm the pairing request to establish a successful connection.

9、Headphone Reconnection

一、Manual Reconnection

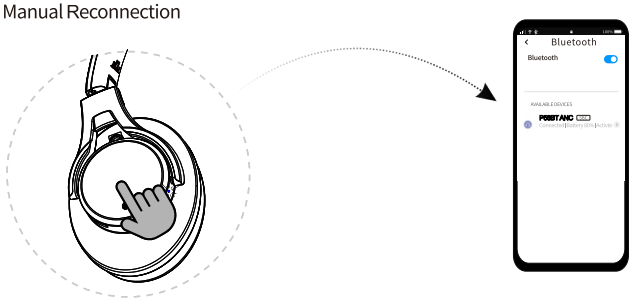

If the headphones fail to reconnect, the blue light flashes rapidly . Single-click TCP to manually reconnect to the phone.

二、Automatic Reconnection

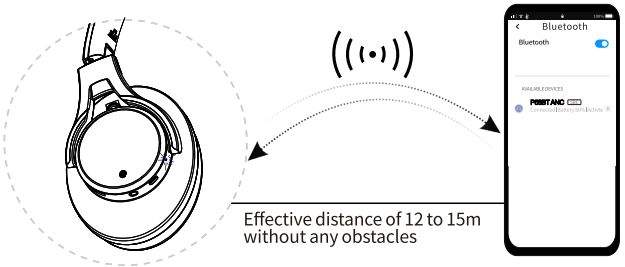

Within an effective distance of 12-15m without obstacles, auto-reconnect within 5 minutes. Otherwise, auto-shutdown.

10、Headphone Reset

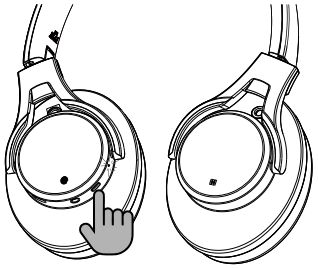

Under power-off state, long-press the power button for 10 seconds. The LED flashes red and blue three times, followed by a "Du Du Du" voice prompt, then self-shutdown.

11、Voice Functionality

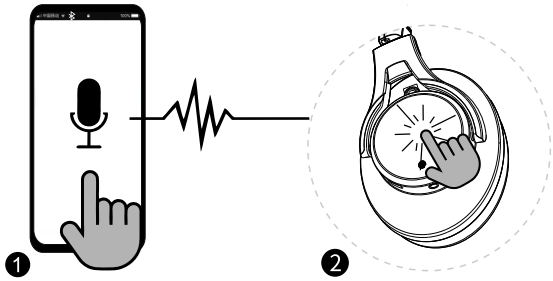

1、Activate your phone's voice assistant.

2、Tap the TCP button three times to activate SIRI, indicated by a "Du" sound.

12、Wired Headphone Status

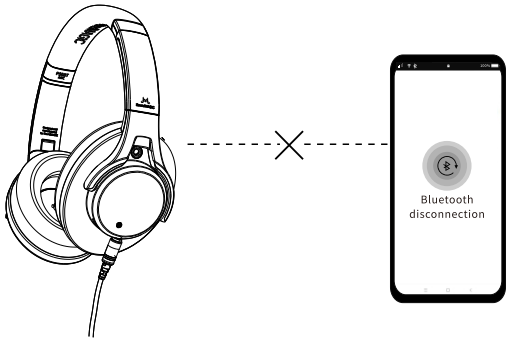

When inserting the headphone cable, power is disconnected, and Bluetooth functionality is disabled.

13、Headphone Charging

The headset cannot be charged when it is turned on, and can only be charged when it is turned off. Being charged when the headphone is off: the red light will on long bright, and the light will be off when fully charged.

14、Game Mode

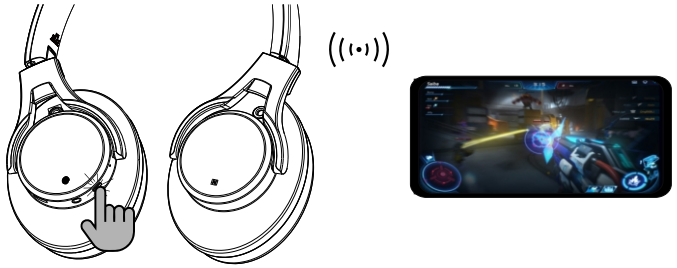

Toggle game mode by double-clicking the power button, accompanied by a voice prompt indicating "Game mode on" or "Game mode off." Default is off.

15、Multi-device Connection

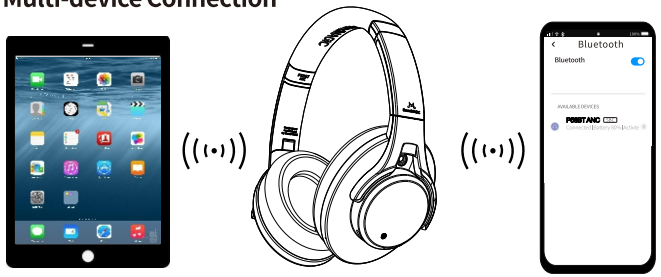

1、After powering on, headphones enter pairing mode to search for devices. After connecting to the first Bluetooth device, turn off that device's Bluetooth.
2、Re-enter pairing mode to connect to the second Bluetooth device.
3、When the first device's Bluetooth is reactivated, click the headphone's device name to reconnect to both devices simultaneously.

16、Mode Switching

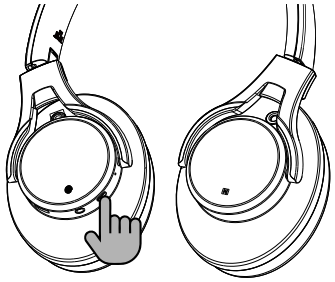

Press the power button once to switch between modes, with voice prompts indicating: ANC On (Noise Cancellation Mode)
Ambient Sound (Surrounding Sound)
ANC OFF (Normal Bluetooth Mode)

17、Active Noise Cancellation Mode

Recommended for noisy environments like planes or trains, actively cancels out background noise for better music enjoyment.

18、Ambient Sound Transparency Mode

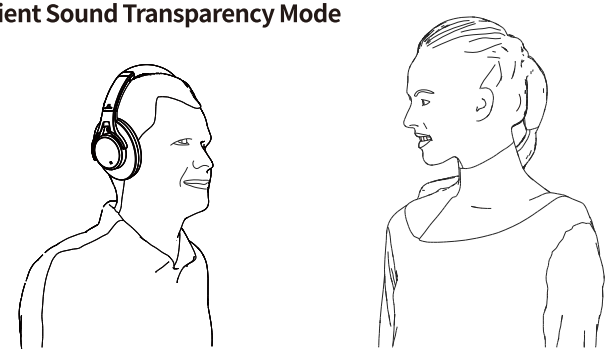

Allows you to hear surroundings without removing the headphones, useful for conversations or staying aware of your environment.

19、Normal Bluetooth mode

Ideal for quiet environments for regular music listening.

Precautions

1、Any improper use or unauthorized servicing that results in damage to your headphone will void the warranty
2、Do not use sharp objects near your headphone
3、Do not keep your headphone in charging mode for long period
4、Do not store your headphone near toxic chemicals
5、Do not store your headphone near magnets
6、Do not leave your headphone with a fully drained battery for long period
7、If your headphone is out of use for a long time, please charge it periodically to protect the battery
8、Not recommended to use active noise cancellation mode or ambient sound mode in wandy environment

Common problems and solutions

Problem	Reasons	Solutions
Cannot turn on	Out of battery	Charge battery
Disconnect	Other electromagnetic interference	Re-pair the devices in a different place
Voice is still coming from phone during calls	Phone call audio is set to phone	Set to Bluetooth answer
Noise	Phone is too far away from headphone or there's interference in the surrounding environment	Move closer to phone or move to a different place
The sound of the headphone is still low after the volume is turned up	The volume on the phone is too low	Increase the phone's volume

Please contact us for service and support.
Our professional service team is ready to help you.

Service hotline: 0769-81270118

Shenzhen SoundMAGIC Technology Development Co.,Ltd
Address:
1901# Building A, Weidonglong Business Building, Longhua District, Shenzhen, China
Tel: 0755-88316487

关于声美

SoundMAGIC是深圳市声美科技发展有限公司旗下注册品牌，由许先生于2005年创立。作为专业的集音频产品设计、研发、生产、销售于一体的创新型科技企业，深圳市声美科技发展有限公司主营产品包括入耳式有线耳机、头戴式耳机、蓝牙耳机、耳机放大器等多种中高端影音产品。

公司于2009年3月成立香港公司“SoundMAGIC Technology development Co.,Ltd”，专注于海外市场拓展，并逐步建立与稳固了全球范围内的分销网络，至今在亚洲、欧洲和美国等30多个国家共有80多个分销商。2012年9月，公司因生产规模扩大，在东莞成立“东莞市年瑞电子科技有限公司”。

SoundMAGIC拥有集研发设计、品牌运营、市场营销、生产制造于一体的完善体系，这一切也为用户提供高性价比的品质耳机奠定坚实基础。

SoundMAGIC is a registered brand of Shenzhen SoundMAGIC Technology Development Co.,Ltd, founded by Mr Xu in 2005. As an innovative technology enterprise specializing in audio product design, development, production and sales, the products range from in-ear wired headphones, on-ear Headphones, Bluetooth Headsets, headphone amplifiers and other high-end audio products.

In March 2009, we established the Hong Kong company "SoundMAGIC Technology Development Co.,Ltd", focusing on overseas market expansion, and gradually established and stabilized the global distribution network. Up to now, we have more than 80 distributors in more than 30 countries in Asia, Europe and USA. In September 2012, due to the expansion of production scale, "Dongguan Nianrui Electronic Technology Co., Ltd." was established in Dongguan.

SoundMAGIC has a complete system integrating R&D, brand operation, marketing and manufacturing, which also lays a solid foundation to provide high-quality headphones with high cost performance for users.

This equipment has been tested and found to comply with the limits for a Class B digital device, pursuant to part 15 of the FCC Rules. These limits are designed to provide reasonable protection against harmful interference in a residential installation. This equipment generates, uses and can radiate radio frequency energy and, if not installed and used in accordance with the instructions, may cause harmful interference to radio communications. However, there is no guarantee that interference will not occur in a particular installation. If this equipment does cause harmful interference to radio or television reception, which can be determined by turning the equipment off and on, the user is encouraged to try to correct the interference by one or more of the following measures:

- Reorient or relocate the receiving antenna.
- Increase the separation between the equipment and receiver.
- Connect the equipment into an outlet on a circuit different from that to which the receiver is connected.
- Consult the dealer or an experienced radio/TV technician for help.

Caution: Any changes or modifications to this device not explicitly approved by manufacturer could void your authority to operate this equipment.

This device complies with part 15 of the FCC Rules. Operation is subject to the following two conditions: (1) This device may not cause harmful interference, and (2) this device must accept any interference received, including interference that may cause undesired operation.

The device has been evaluated to meet general RF exposure requirement.