LTE Band 4 / 15MHz

Highest Channel / QPSK

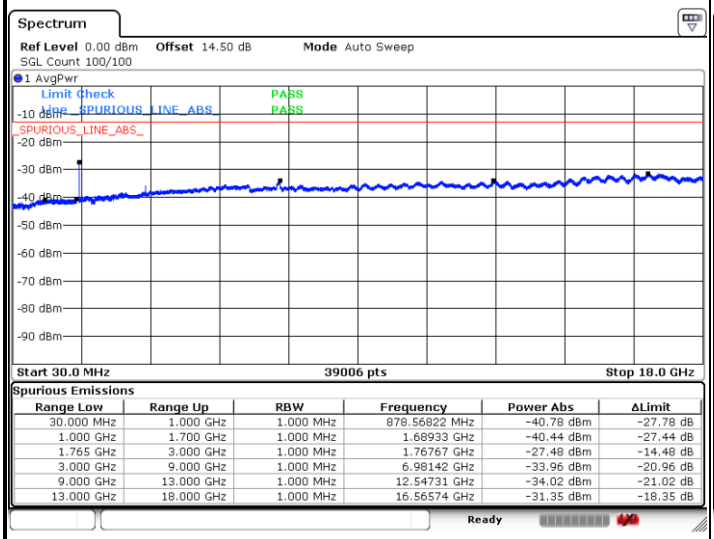

Spurious Emissions

Range Low	Range Up	RBW	Frequency	Power Abs	ΔLimit
30.000 MHz	1.000 GHz	1.000 MHz	878.56822 MHz	-40.78 dBm	-27.78 dB
1.000 GHz	1.700 GHz	1.000 MHz	1.68933 GHz	-40.44 dBm	-27.44 dB
1.765 GHz	3.000 GHz	1.000 MHz	1.76767 GHz	-27.48 dBm	-14.48 dB
3.000 GHz	9.000 GHz	1.000 MHz	6.98142 GHz	-33.96 dBm	-20.96 dB
9.000 GHz	13.000 GHz	1.000 MHz	12.54731 GHz	-34.02 dBm	-21.02 dB
13.000 GHz	18.000 GHz	1.000 MHz	16.56574 GHz	-31.35 dBm	-18.35 dB

Date: 31.AUG.2017 20:44:00

Highest Channel / 16QAM

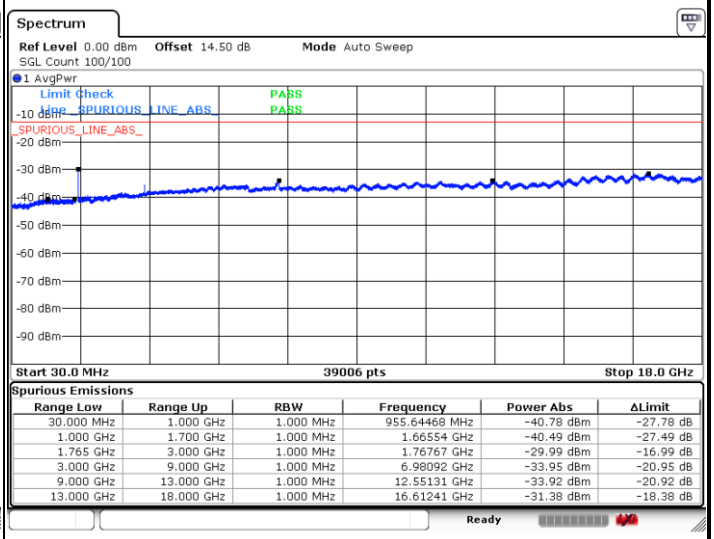

Spurious Emissions

Range Low	Range Up	RBW	Frequency	Power Abs	ΔLimit
30.000 MHz	1.000 GHz	1.000 MHz	955.64468 MHz	-40.78 dBm	-27.78 dB
1.000 GHz	1.700 GHz	1.000 MHz	1.66554 GHz	-40.49 dBm	-27.49 dB
1.765 GHz	3.000 GHz	1.000 MHz	1.76767 GHz	-29.99 dBm	-16.99 dB
3.000 GHz	9.000 GHz	1.000 MHz	6.98092 GHz	-33.95 dBm	-20.95 dB
9.000 GHz	13.000 GHz	1.000 MHz	12.55131 GHz	-33.92 dBm	-20.92 dB
13.000 GHz	18.000 GHz	1.000 MHz	16.61241 GHz	-31.38 dBm	-18.38 dB

Date: 31.AUG.2017 20:44:56

LTE Band 4 / 20MHz

Lowest Channel / QPSK

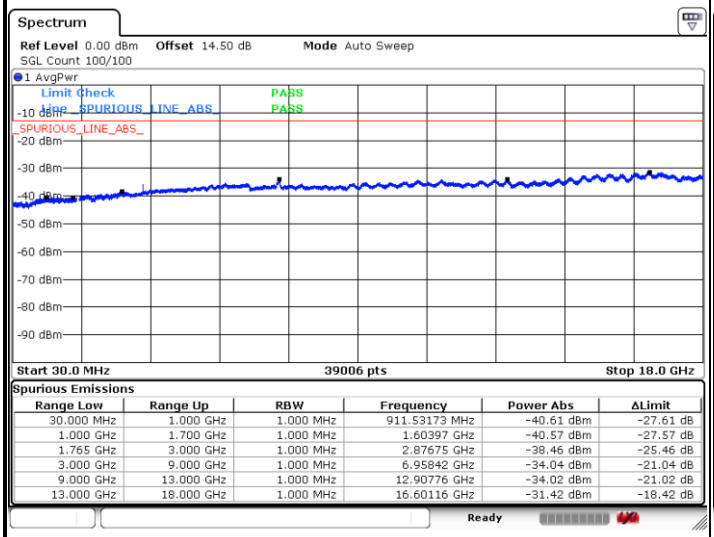

Spurious Emissions

Range Low	Range Up	RBW	Frequency	Power Abs	ΔLimit
30.000 MHz	1.000 GHz	1.000 MHz	911.53173 MHz	-40.61 dBm	-27.61 dB
1.000 GHz	1.700 GHz	1.000 MHz	1.60397 GHz	-40.57 dBm	-27.57 dB
1.765 GHz	3.000 GHz	1.000 MHz	2.87675 GHz	-38.46 dBm	-25.46 dB
3.000 GHz	9.000 GHz	1.000 MHz	6.95842 GHz	-34.04 dBm	-21.04 dB
9.000 GHz	13.000 GHz	1.000 MHz	12.90776 GHz	-34.02 dBm	-21.02 dB
13.000 GHz	18.000 GHz	1.000 MHz	16.60116 GHz	-31.42 dBm	-18.42 dB

Date: 31.AUG.2017 20:51:11

Lowest Channel / 16QAM

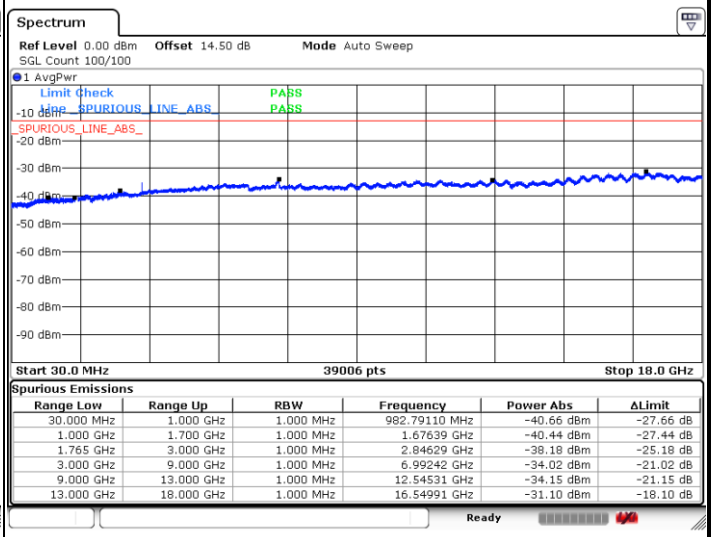

Spurious Emissions

Range Low	Range Up	RBW	Frequency	Power Abs	ΔLimit
30.000 MHz	1.000 GHz	1.000 MHz	982.79110 MHz	-40.66 dBm	-27.66 dB
1.000 GHz	1.700 GHz	1.000 MHz	1.67639 GHz	-40.44 dBm	-27.44 dB
1.765 GHz	3.000 GHz	1.000 MHz	2.84629 GHz	-38.18 dBm	-25.18 dB
3.000 GHz	9.000 GHz	1.000 MHz	6.99242 GHz	-34.02 dBm	-21.02 dB
9.000 GHz	13.000 GHz	1.000 MHz	12.54531 GHz	-34.15 dBm	-21.15 dB
13.000 GHz	18.000 GHz	1.000 MHz	16.54991 GHz	-31.10 dBm	-18.10 dB

Date: 31.AUG.2017 20:52:07

LTE Band 4 / 20MHz

Middle Channel / QPSK

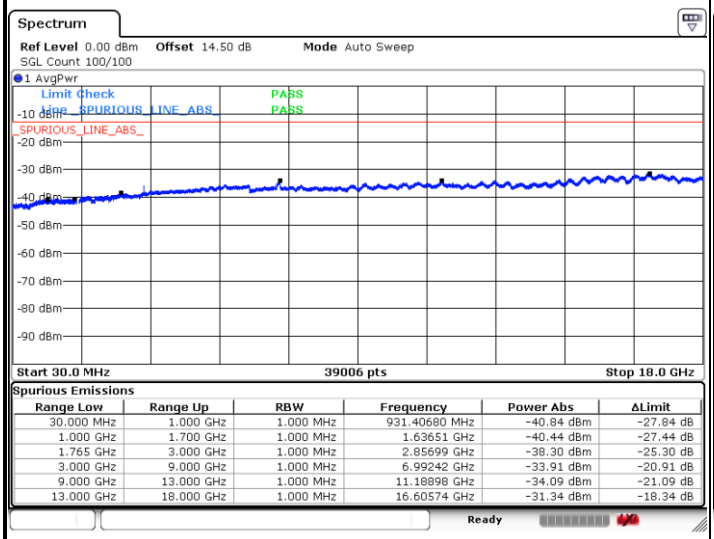

Spurious Emissions

Range Low	Range Up	RBW	Frequency	Power Abs	ΔLimit
30.000 MHz	1.000 GHz	1.000 MHz	931.40680 MHz	-40.84 dBm	-27.84 dB
1.000 GHz	1.700 GHz	1.000 MHz	1.63651 GHz	-40.44 dBm	-27.44 dB
1.765 GHz	3.000 GHz	1.000 MHz	2.85699 GHz	-38.30 dBm	-25.30 dB
3.000 GHz	9.000 GHz	1.000 MHz	6.99242 GHz	-33.91 dBm	-20.91 dB
9.000 GHz	13.000 GHz	1.000 MHz	11.18898 GHz	-34.09 dBm	-21.09 dB
13.000 GHz	18.000 GHz	1.000 MHz	16.60574 GHz	-31.34 dBm	-18.34 dB

Date: 31.AUG.2017 20:53:44

Middle Channel / 16QAM

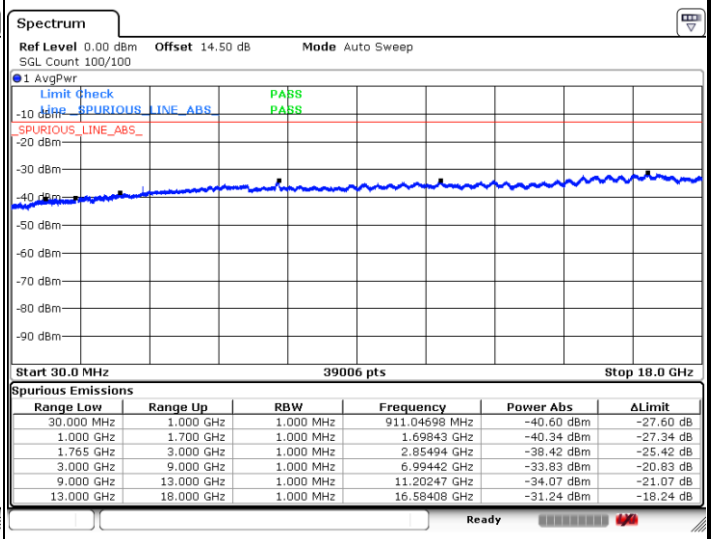

Spurious Emissions

Range Low	Range Up	RBW	Frequency	Power Abs	ΔLimit
30.000 MHz	1.000 GHz	1.000 MHz	911.04698 MHz	-40.60 dBm	-27.60 dB
1.000 GHz	1.700 GHz	1.000 MHz	1.69843 GHz	-40.34 dBm	-27.34 dB
1.765 GHz	3.000 GHz	1.000 MHz	2.85494 GHz	-38.42 dBm	-25.42 dB
3.000 GHz	9.000 GHz	1.000 MHz	6.99442 GHz	-33.83 dBm	-20.83 dB
9.000 GHz	13.000 GHz	1.000 MHz	11.20247 GHz	-34.07 dBm	-21.07 dB
13.000 GHz	18.000 GHz	1.000 MHz	16.58408 GHz	-31.24 dBm	-18.24 dB

Date: 31.AUG.2017 20:54:41

Highest Channel / QPSK

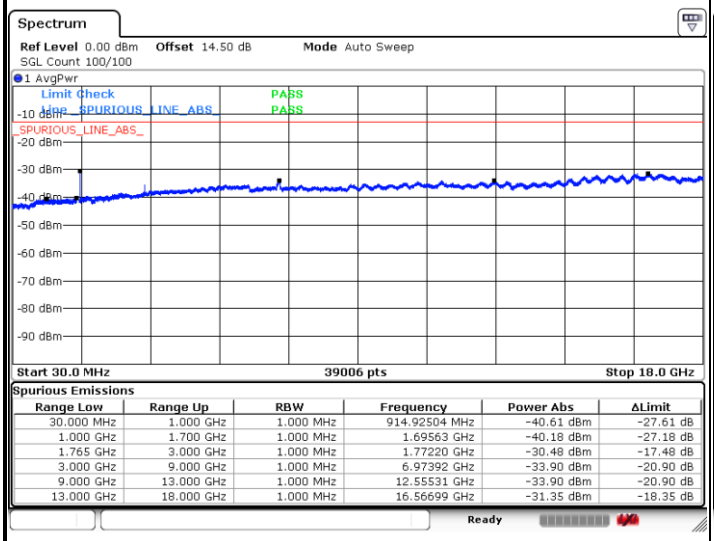

Spurious Emissions

Range Low	Range Up	RBW	Frequency	Power Abs	ΔLimit
30.000 MHz	1.000 GHz	1.000 MHz	914.92504 MHz	-40.61 dBm	-27.61 dB
1.000 GHz	1.700 GHz	1.000 MHz	1.69563 GHz	-40.18 dBm	-27.18 dB
1.765 GHz	3.000 GHz	1.000 MHz	1.77220 GHz	-30.48 dBm	-17.48 dB
3.000 GHz	9.000 GHz	1.000 MHz	6.97392 GHz	-33.90 dBm	-20.90 dB
9.000 GHz	13.000 GHz	1.000 MHz	12.55531 GHz	-33.90 dBm	-20.90 dB
13.000 GHz	18.000 GHz	1.000 MHz	16.56699 GHz	-31.35 dBm	-18.35 dB

Date: 31.AUG.2017 21:00:56

Highest Channel / 16QAM

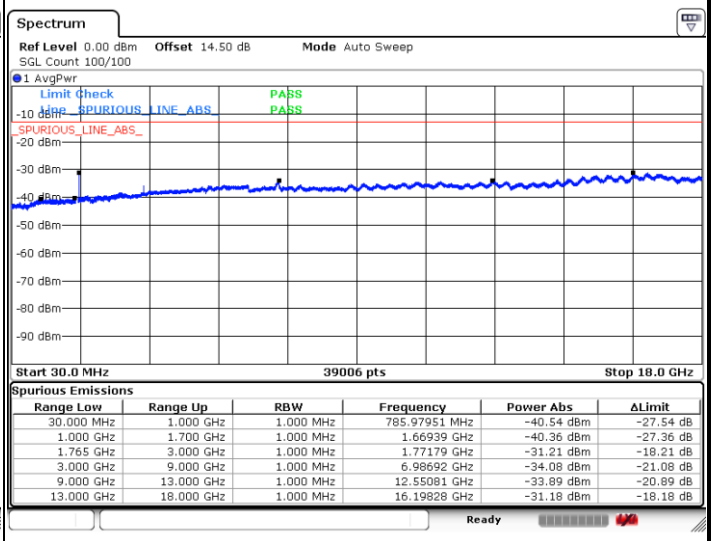

Spurious Emissions

Range Low	Range Up	RBW	Frequency	Power Abs	ΔLimit
30.000 MHz	1.000 GHz	1.000 MHz	785.97951 MHz	-40.54 dBm	-27.54 dB
1.000 GHz	1.700 GHz	1.000 MHz	1.66939 GHz	-40.36 dBm	-27.36 dB
1.765 GHz	3.000 GHz	1.000 MHz	1.77179 GHz	-31.21 dBm	-18.21 dB
3.000 GHz	9.000 GHz	1.000 MHz	6.98692 GHz	-34.08 dBm	-21.08 dB
9.000 GHz	13.000 GHz	1.000 MHz	12.55081 GHz	-33.89 dBm	-20.89 dB
13.000 GHz	18.000 GHz	1.000 MHz	16.19828 GHz	-31.18 dBm	-18.18 dB

Date: 31.AUG.2017 21:01:52

LTE Band 13 / 5MHz

Lowest Channel / QPSK

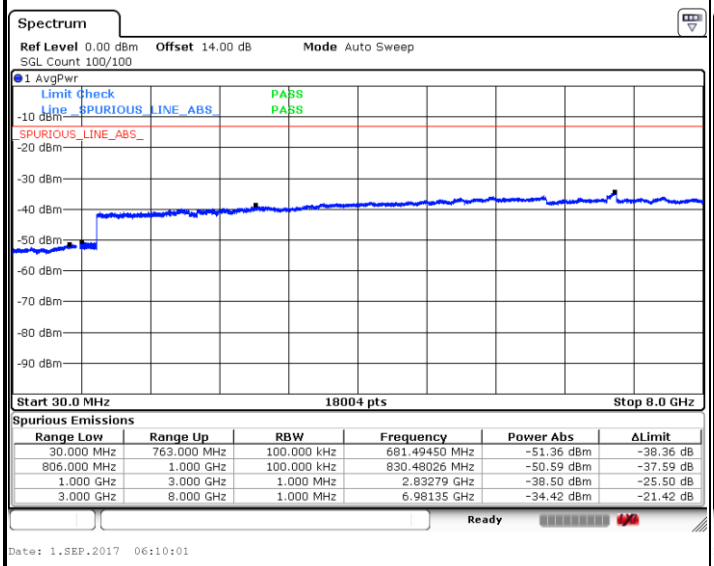

Spurious Emissions

Range Low	Range Up	RBW	Frequency	Power Abs	ΔLimit
30.000 MHz	763.000 MHz	100.000 kHz	681.49450 MHz	-51.36 dBm	-38.36 dB
806.000 MHz	1.000 GHz	100.000 kHz	830.48026 MHz	-50.59 dBm	-37.59 dB
1.000 GHz	3.000 GHz	1.000 MHz	2.83279 GHz	-38.50 dBm	-25.50 dB
3.000 GHz	8.000 GHz	1.000 MHz	6.98135 GHz	-34.42 dBm	-21.42 dB

Ready

Date: 1.SEP.2017 06:10:01

Lowest Channel / 16QAM

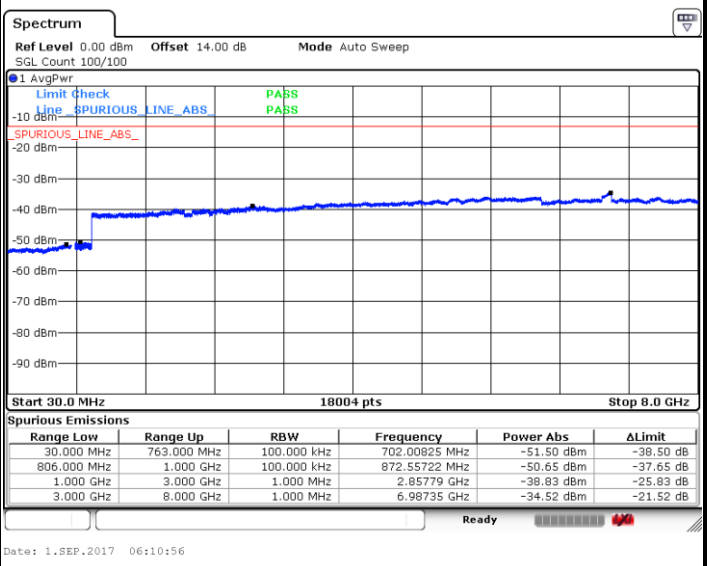

Spurious Emissions

Range Low	Range Up	RBW	Frequency	Power Abs	ΔLimit
30.000 MHz	763.000 MHz	100.000 kHz	702.00825 MHz	-51.50 dBm	-38.50 dB
806.000 MHz	1.000 GHz	100.000 kHz	872.55722 MHz	-50.65 dBm	-37.65 dB
1.000 GHz	3.000 GHz	1.000 MHz	2.85779 GHz	-38.83 dBm	-25.83 dB
3.000 GHz	8.000 GHz	1.000 MHz	6.98735 GHz	-34.52 dBm	-21.52 dB

Ready

Date: 1.SEP.2017 06:10:56

Middle Channel / QPSK

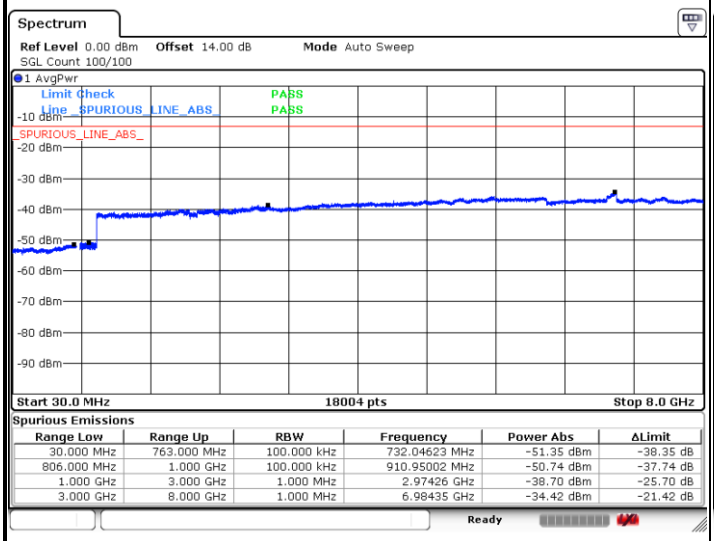

Spurious Emissions

Range Low	Range Up	RBW	Frequency	Power Abs	ΔLimit
30.000 MHz	763.000 MHz	100.000 kHz	732.04623 MHz	-51.35 dBm	-38.35 dB
806.000 MHz	1.000 GHz	100.000 kHz	910.95002 MHz	-50.74 dBm	-37.74 dB
1.000 GHz	3.000 GHz	1.000 MHz	2.97426 GHz	-38.70 dBm	-25.70 dB
3.000 GHz	8.000 GHz	1.000 MHz	6.98435 GHz	-34.42 dBm	-21.42 dB

Ready

Date: 1.SEP.2017 06:12:32

Middle Channel / 16QAM

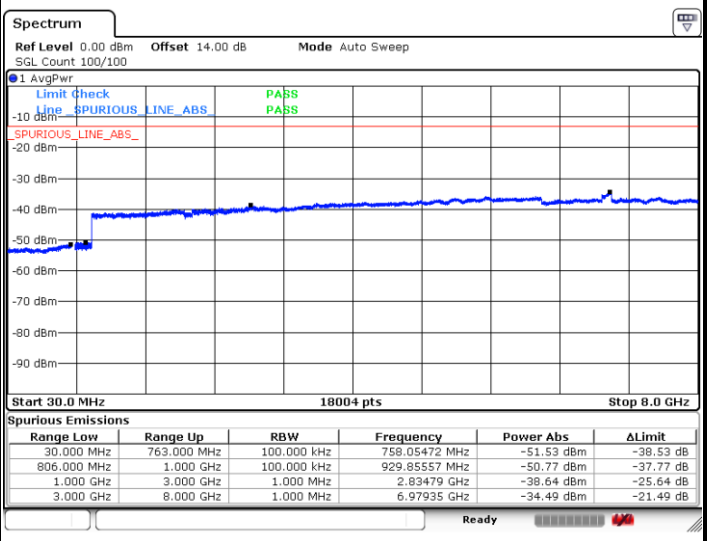

Spurious Emissions

Range Low	Range Up	RBW	Frequency	Power Abs	ΔLimit
30.000 MHz	763.000 MHz	100.000 kHz	758.05472 MHz	-51.53 dBm	-38.53 dB
806.000 MHz	1.000 GHz	100.000 kHz	929.85557 MHz	-50.77 dBm	-37.77 dB
1.000 GHz	3.000 GHz	1.000 MHz	2.83479 GHz	-38.64 dBm	-25.64 dB
3.000 GHz	8.000 GHz	1.000 MHz	6.97935 GHz	-34.49 dBm	-21.49 dB

Ready

Date: 1.SEP.2017 06:13:28

LTE Band 13 / 5MHz

Highest Channel / QPSK

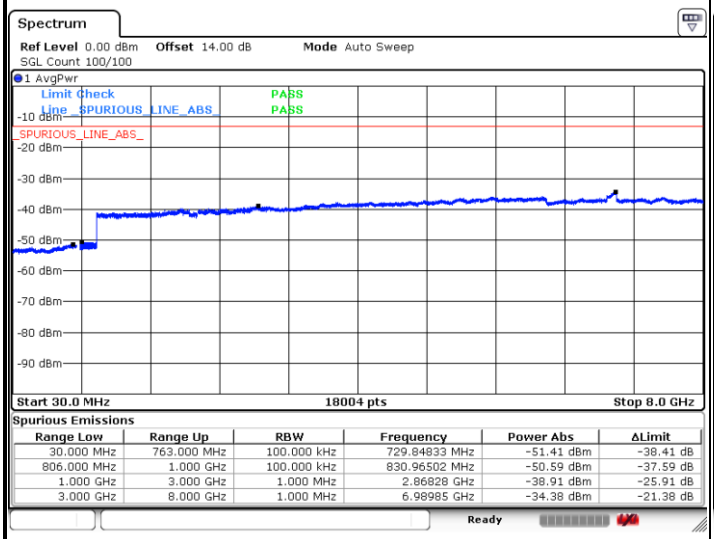

Spurious Emissions

Range Low	Range Up	RBW	Frequency	Power Abs	ΔLimit
30.000 MHz	763.000 MHz	100.000 kHz	729.84833 MHz	-51.41 dBm	-38.41 dB
806.000 MHz	1.000 GHz	100.000 kHz	830.96502 MHz	-50.59 dBm	-37.59 dB
1.000 GHz	3.000 GHz	1.000 MHz	2.86828 GHz	-38.91 dBm	-25.91 dB
3.000 GHz	8.000 GHz	1.000 MHz	6.98985 GHz	-34.38 dBm	-21.38 dB

Date: 1.SEP.2017 06:21:45

Highest Channel / 16QAM

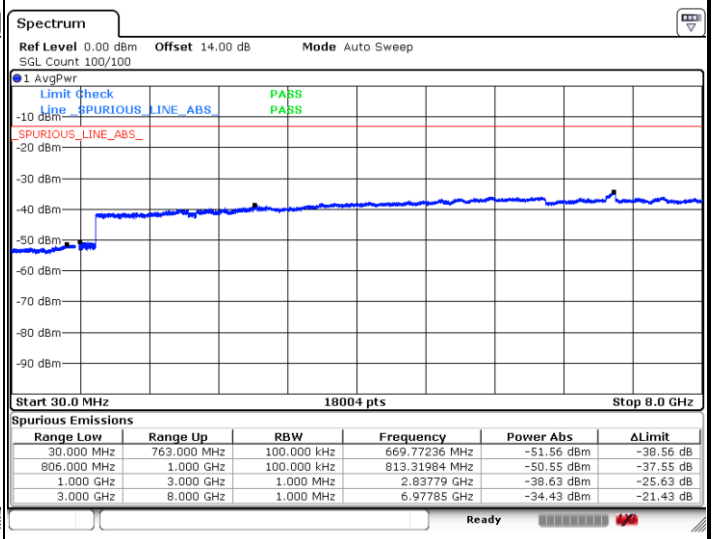

Spurious Emissions

Range Low	Range Up	RBW	Frequency	Power Abs	ΔLimit
30.000 MHz	763.000 MHz	100.000 kHz	669.77236 MHz	-51.56 dBm	-38.56 dB
806.000 MHz	1.000 GHz	100.000 kHz	813.31984 MHz	-50.55 dBm	-37.55 dB
1.000 GHz	3.000 GHz	1.000 MHz	2.83779 GHz	-38.63 dBm	-25.63 dB
3.000 GHz	8.000 GHz	1.000 MHz	6.97785 GHz	-34.43 dBm	-21.43 dB

Date: 1.SEP.2017 06:22:41

LTE Band 13 / 10MHz

Middle Channel / QPSK

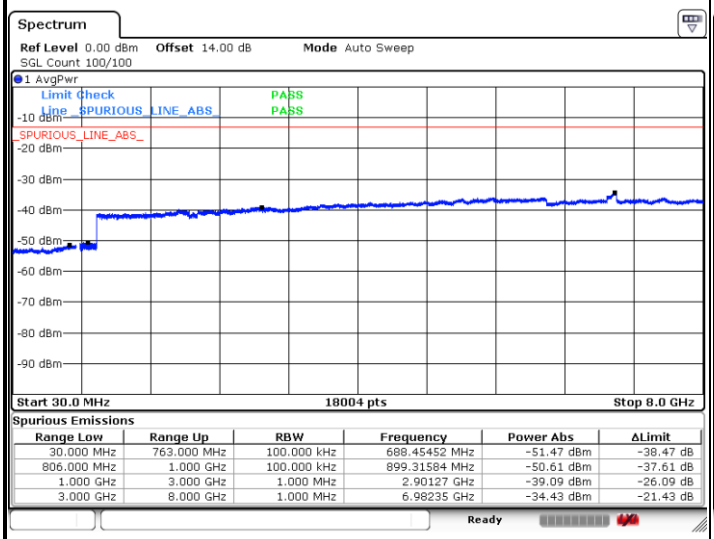

Spurious Emissions

Range Low	Range Up	RBW	Frequency	Power Abs	ΔLimit
30.000 MHz	763.000 MHz	100.000 kHz	688.45452 MHz	-51.47 dBm	-38.47 dB
806.000 MHz	1.000 GHz	100.000 kHz	899.31584 MHz	-50.61 dBm	-37.61 dB
1.000 GHz	3.000 GHz	1.000 MHz	2.90127 GHz	-39.09 dBm	-26.09 dB
3.000 GHz	8.000 GHz	1.000 MHz	6.98235 GHz	-34.43 dBm	-21.43 dB

Date: 1.SEP.2017 06:34:16

Middle Channel / 16QAM

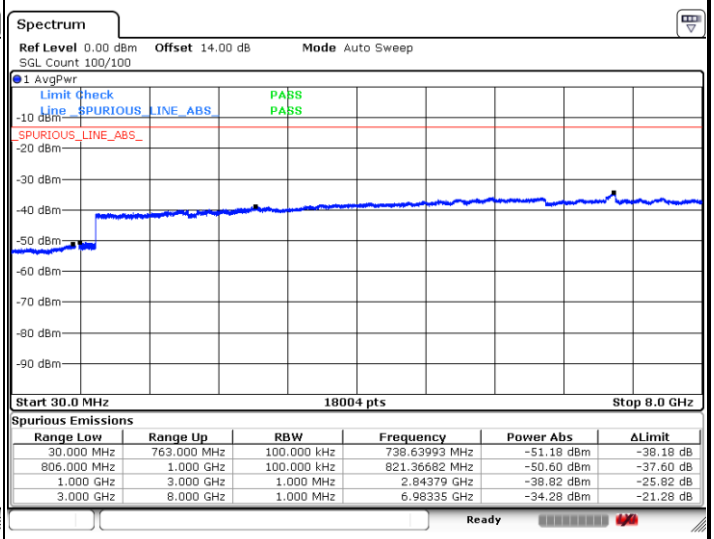

Spurious Emissions

Range Low	Range Up	RBW	Frequency	Power Abs	ΔLimit
30.000 MHz	763.000 MHz	100.000 kHz	738.63993 MHz	-51.18 dBm	-38.18 dB
806.000 MHz	1.000 GHz	100.000 kHz	821.36682 MHz	-50.60 dBm	-37.60 dB
1.000 GHz	3.000 GHz	1.000 MHz	2.84379 GHz	-38.82 dBm	-25.82 dB
3.000 GHz	8.000 GHz	1.000 MHz	6.98335 GHz	-34.28 dBm	-21.28 dB

Date: 1.SEP.2017 06:35:12

Frequency Stability

Test Conditions		LTE Band 4 (QPSK) / Middle Channel	Limit
Temperature (°C)	Voltage (Volt)	BW 10MHz	Note 2.
		Deviation (ppm)	Result
50	Normal Voltage	0.0133	PASS
40	Normal Voltage	0.0115	
30	Normal Voltage	0.0098	
20(Ref.)	Normal Voltage	0.0000	
10	Normal Voltage	0.0017	
0	Normal Voltage	0.0006	
-10	Normal Voltage	0.0092	
-20	Normal Voltage	0.0081	
-30	Normal Voltage	0.0006	
20	Maximum Voltage	0.0092	
20	Normal Voltage	0.0000	
20	Battery End Point	0.0110	

Note:

1. Normal Voltage =12 V.；Battery End Point (BEP) =8 V.；Maximum Voltage =18 V.
2. Note: The frequency fundamental emissions stay within the authorized frequency block.

Test Conditions		LTE Band 13 (QPSK) / Middle Channel	Limit
Temperature (°C)	Voltage (Volt)	BW 10MHz	Note 2.
		Deviation (ppm)	Result
50	Normal Voltage	0.0170	PASS
40	Normal Voltage	0.0127	
30	Normal Voltage	0.0127	
20(Ref.)	Normal Voltage	0.0000	
10	Normal Voltage	0.0155	
0	Normal Voltage	0.0141	
-10	Normal Voltage	0.0057	
-20	Normal Voltage	0.0127	
-30	Normal Voltage	0.0014	
20	Maximum Voltage	0.0155	
20	Normal Voltage	0.0000	
20	Battery End Point	0.0014	

Note:

1. Normal Voltage =12 V.；Battery End Point (BEP) =8V.；Maximum Voltage =18 V.
2. Note: The frequency fundamental emissions stay within the authorized frequency block.

Appendix B. Test Results of Radiated Test

Radiated Spurious Emission

LTE Band 4 / 1.4MHz / QPSK / RB Size 1 Offset 0 for Sample 1									
Channel	Frequency (MHz)	EIRP (dBm)	Limit (dBm)	Over Limit (dB)	SPA Reading (dBm)	S.G. Power (dBm)	TX Cable loss (dB)	TX Antenna Gain (dBi)	Polarization (H/V)
Middle	3463.74	-43.00	-13	-30.00	-56.82	-49.42	6.18	12.60	H
	5195.61	-32.43	-13	-19.43	-51.76	-37.39	7.74	12.70	H
	6927.48	-45.62	-13	-32.62	-67.83	-48.32	9	11.70	H
	3463.74	-50.03	-13	-37.03	-64.21	-56.45	6.18	12.60	V
	5195.61	-24.74	-13	-11.74	-44.74	-29.70	7.74	12.70	V
	6927.48	-47.50	-13	-34.50	-70.24	-50.20	9	11.70	V

Remark: Spurious emissions within 30-1000MHz were found more than 20dB below limit line.

LTE Band 4 / 3MHz / QPSK / RB Size 1 Offset 0 for Sample 1									
Channel	Frequency (MHz)	EIRP (dBm)	Limit (dBm)	Over Limit (dB)	SPA Reading (dBm)	S.G. Power (dBm)	TX Cable loss (dB)	TX Antenna Gain (dBi)	Polarization (H/V)
Middle	3462.48	-37.28	-13	-24.28	-51.10	-43.70	6.18	12.60	H
	5193.72	-32.47	-13	-19.47	-51.81	-37.43	7.74	12.70	H
	6924.96	-44.85	-13	-31.85	-67.06	-47.55	9	11.70	H
	3462.48	-43.00	-13	-30.00	-57.18	-49.42	6.18	12.60	V
	5193.72	-27.08	-13	-14.08	-47.09	-32.04	7.74	12.70	V
	6924.96	-48.47	-13	-35.47	-71.21	-51.17	9	11.70	V

Remark: Spurious emissions within 30-1000MHz were found more than 20dB below limit line.

LTE Band 4 / 5MHz / QPSK for Sample 1									
Channel	Frequency (MHz)	EIRP (dBm)	Limit (dBm)	Over Limit (dB)	SPA Reading (dBm)	S.G. Power (dBm)	TX Cable loss (dB)	TX Antenna Gain (dBi)	Polarization (H/V)
Middle	3460.68	-55.02	-13	-42.02	-68.84	-61.44	6.18	12.60	H
	5191.02	-38.41	-13	-25.41	-57.75	-43.37	7.74	12.70	H
	6921.36	-47.20	-13	-34.20	-69.27	-49.90	9	11.70	H
	3460.68	-51.70	-13	-38.70	-65.88	-58.12	6.18	12.60	V
	5191.02	-35.16	-13	-22.16	-55.17	-40.12	7.74	12.70	V
	6921.36	-46.20	-13	-33.20	-68.82	-48.90	9	11.70	V

Remark: Spurious emissions within 30-1000MHz were found more than 20dB below limit line.

LTE Band 4 / 10MHz / QPSK / RB Size 1 Offset 0 for Sample 1									
Channel	Frequency (MHz)	EIRP (dBm)	Limit (dBm)	Over Limit (dB)	SPA Reading (dBm)	S.G. Power (dBm)	TX Cable loss (dB)	TX Antenna Gain (dBi)	Polarization (H/V)
Middle	3456.18	-50.86	-13	-37.86	-64.52	-57.28	6.18	12.60	H
	5184.27	-37.34	-13	-24.34	-56.68	-42.30	7.74	12.70	H
	6912.36	-44.28	-13	-31.28	-66.35	-46.98	9	11.70	H
	3456.18	-55.06	-13	-42.06	-69.07	-61.48	6.18	12.60	V
	5184.27	-33.24	-13	-20.24	-53.26	-38.20	7.74	12.70	V
	6912.36	-43.80	-13	-30.80	-66.42	-46.50	9	11.70	V

Remark: Spurious emissions within 30-1000MHz were found more than 20dB below limit line.

LTE Band 4 / 15MHz / QPSK / RB Size 1 Offset 0 for Sample 1									
Channel	Frequency (MHz)	EIRP (dBm)	Limit (dBm)	Over Limit (dB)	SPA Reading (dBm)	S.G. Power (dBm)	TX Cable loss (dB)	TX Antenna Gain (dBi)	Polarization (H/V)
Middle	3451.68	-48.99	-13	-35.99	-62.65	-55.41	6.18	12.60	H
	5177.52	-34.60	-13	-21.60	-53.94	-39.56	7.74	12.70	H
	6903.36	-39.60	-13	-26.60	-61.54	-42.30	9	11.70	H
	3451.68	-52.69	-13	-39.69	-66.7	-59.11	6.18	12.60	V
	5177.52	-31.64	-13	-18.64	-51.66	-36.60	7.74	12.70	V
	6903.36	-40.28	-13	-27.28	-62.78	-42.98	9	11.70	V

Remark: Spurious emissions within 30-1000MHz were found more than 20dB below limit line.

LTE Band 4 / 20MHz / QPSK / RB Size 1 Offset 0 for Sample 1									
Channel	Frequency (MHz)	EIRP (dBm)	Limit (dBm)	Over Limit (dB)	SPA Reading (dBm)	S.G. Power (dBm)	TX Cable loss (dB)	TX Antenna Gain (dBi)	Polarization (H/V)
Middle	3447.18	-47.76	-13	-34.76	-61.42	-54.18	6.18	12.60	H
	5170.77	-35.59	-13	-22.59	-54.92	-40.55	7.74	12.70	H
	6894.36	-39.18	-13	-26.18	-61.13	-41.88	9	11.70	H
	3447.18	-51.79	-13	-38.79	-65.8	-58.21	6.18	12.60	V
	5170.77	-32.96	-13	-19.96	-52.99	-37.92	7.74	12.70	V
	6894.36	-39.49	-13	-26.49	-62	-42.19	9	11.70	V

Remark: Spurious emissions within 30-1000MHz were found more than 20dB below limit line.

LTE Band 4 / 1.4MHz / QPSK / RB Size 1 Offset 0 for Sample 2									
Channel	Frequency (MHz)	EIRP (dBm)	Limit (dBm)	Over Limit (dB)	SPA Reading (dBm)	S.G. Power (dBm)	TX Cable loss (dB)	TX Antenna Gain (dBi)	Polarization (H/V)
Middle	3463.74	-50.77	-13	-37.77	-64.59	-57.19	6.18	12.60	H
	5195.61	-37.50	-13	-24.50	-56.83	-42.46	7.74	12.70	H
	6927.48	-42.58	-13	-29.58	-64.79	-45.28	9	11.70	H
	3463.74	-54.47	-13	-41.47	-68.65	-60.89	6.18	12.60	V
	5195.61	-33.45	-13	-20.45	-53.45	-38.41	7.74	12.70	V
	6927.48	-41.72	-13	-28.72	-64.46	-44.42	9	11.70	V

Remark: Spurious emissions within 30-1000MHz were found more than 20dB below limit line.

LTE Band 13 / 5MHz / QPSK / RB Size 1 Offset 0 for Sample 1									
Channel	Frequency (MHz)	ERP (dBm)	Limit (dBm)	Over Limit (dB)	SPA Reading (dBm)	S.G. Power (dBm)	TX Cable loss (dB)	TX Antenna Gain (dBi)	Polarization (H/V)
Middle	1559.68	-54.68	-42.15	-12.53	-62.38	-61.37	0.56	9.40	H
	2339.52	-62.77	-13	-49.77	-74.73	-70.48	0.74	10.60	H
	3119.36	-63.00	-13	-50.00	-76.57	-72.60	0.85	12.60	H
	1559.68	-56.29	-42.15	-14.14	-64.03	-62.98	0.56	9.40	V
	2339.52	-62.83	-13	-49.83	-74.53	-70.54	0.74	10.60	V
	3119.36	-62.70	-13	-49.70	-76.30	-72.30	0.85	12.60	V

Remark: Spurious emissions within 30-1000MHz were found more than 20dB below limit line.

LTE Band 13 / 10MHz / QPSK for Sample 1									
Channel	Frequency (MHz)	ERP (dBm)	Limit (dBm)	Over Limit (dB)	SPA Reading (dBm)	S.G. Power (dBm)	TX Cable loss (dB)	TX Antenna Gain (dBi)	Polarization (H/V)
Middle	1555.18	-51.18	-13	-38.18	-58.88	-57.87	0.56	9.40	H
	2332.77	-60.07	-13	-47.07	-72.14	-67.78	0.74	10.60	H
	3110.36	-62.39	-13	-49.39	-75.91	-71.99	0.85	12.60	H
	1555.18	-53.06	-13	-40.06	-60.80	-59.75	0.56	9.40	V
	2332.77	-61.13	-13	-48.13	-72.99	-68.84	0.74	10.60	V
	3110.36	-62.38	-13	-49.38	-75.91	-71.98	0.85	12.60	V

Remark: Spurious emissions within 30-1000MHz were found more than 20dB below limit line.

LTE Band 13 / 5MHz / QPSK / RB Size 1 Offset 0 for Sample 2									
Channel	Frequency (MHz)	ERP (dBm)	Limit (dBm)	Over Limit (dB)	SPA Reading (dBm)	S.G. Power (dBm)	TX Cable loss (dB)	TX Antenna Gain (dBi)	Polarization (H/V)
Middle	1559.68	-65.96	-42.15	-23.81	-73.66	-72.65	0.56	9.40	H
	2339.52	-44.20	-13	-31.20	-56.16	-51.91	0.74	10.60	H
	3119.36	-62.20	-13	-49.20	-75.77	-71.80	0.85	12.60	H
	3899.2	-52.95	-13	-39.95	-68.72	-62.55	0.85	12.60	H
	1559.68	-64.75	-42.15	-22.60	-72.49	-71.44	0.56	9.40	V
	2339.52	-36.28	-13	-23.28	-47.98	-43.99	0.74	10.60	V
	3119.36	-62.63	-13	-49.63	-76.23	-72.23	0.85	12.60	V
	3899.2	-58.40	-13	-45.40	-74.33	-68.00	0.85	12.60	V

Remark: Spurious emissions within 30-1000MHz were found more than 20dB below limit line.

Appendix D. Product Equality Declaration

Mobile Devices Ingenierie

100 Avenue de Stalingrad 94800 Villejuif FRANCE

Date: September 22, 2017

Product Equality Declaration

We, Mobile Devices Ingenierie, declare on our sole responsibility for the product of OBD V6 Cat1 Verizon: with SIM card connector (no eSIM chipset) with an internal battery using the:

- PCB for battery: PCB00118
- PCB for Processor board: PCB00127
- PCB of Cellular board: PCB00141

are exactly the same with the following 2 variants:

- OBD V6 4G Cat1 Verizon: with eSIM chipset (no Simcard connector) and an internal battery
- OBD V6 4G Cat1 Verizon: with SIM card connector (no eSIM chipset) without the internal battery/PCB00118

except for the differences mentioned below.

The differences between the three configurations of OBD V6 4G Cat1 Verizon (among which, the configuration of SIM card connector with the internal battery is assigned for FCC certification) are:

- **About the eSIM chipset or SIM card connector:** both components could not be soldered in the Cellular PCB board, so either it is the eSIM chipset or either it is the SIM card connector
- **About with or without the internal battery**: Either you put inside of the device the internal battery with its PCB00118 or either you decide to remove them of the device

Except for the differences specified above, <u>other parts of the device (including but not limited to layout, circuit, antenna, components, and mechanical design) are identical for the original model and variant models.</u>

Sincerely yours

Contact Person: Frédéric Nguyen
Company: Mobile Devices Ingénierie
Tel: +33 1 42 11 93 25
E-Mail: frederic.nguyen@mobile-devices.fr