深圳市博格斯通信技术有限公司
shenzhen bogesi communication technology co.,ltd

LTE OTA and GPS performance for C4V8 CatM US Max External antenna SIM dsPIC M10

Device information:

product name:	C4V8 CatM US Max External antenna SIM dsPIC M10
model name:	C4MAX-4MUSAA_V8
ASB tested samples	ASB02064

Electrical Specifications:

Frequency Band	2400-2500MHz	The Antenna Material	weld
Nominal Impedance	50Ω	Antenna Connection Mode	Touch
VSWR	≤4.0	Working Temperature	-40℃～+85℃
Peak Gain	2400-2500MHz: 1.3dBi	Keep The Temperature	+19℃～+23℃
		Polarization	Linear Polarization

Test Conditions And Methods:

Test Instruments	Test Method	Test Result	Test Data
7*4*3 microwave darkroom E5071B network analyzer 48 probe test system MT8862 comprehensive tester	1. Assemble the antenna to be tested on the prototype. 2. Put the prototype on the test fixture in a dark room, and conduct comprehensive test with it.Instrument/analyzer connection is established. 3 Test antenna passive data with test software.	Refer to the Test Report	February 25th., 2022

Passive performance test parameters

Frequency(GHz)	2.4	2.45	2.5
VSWR	1.68	1.94	2.5

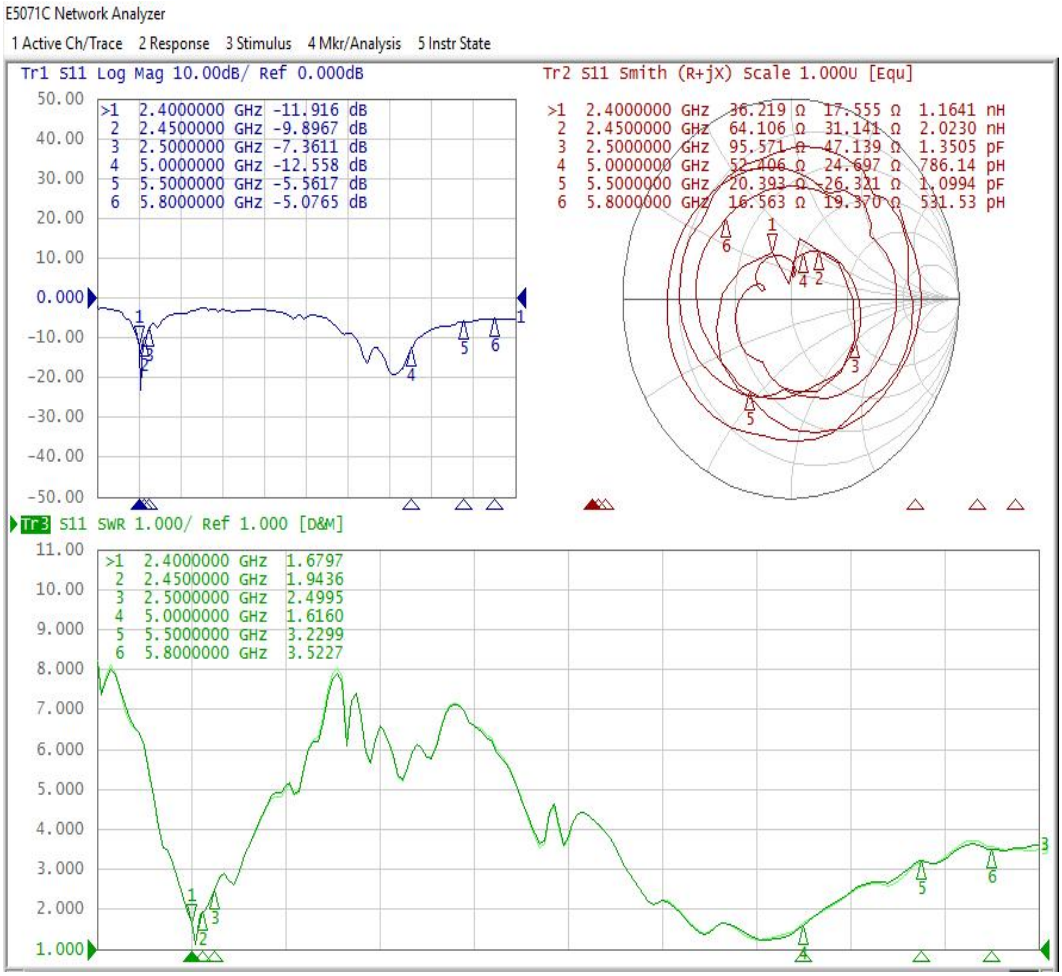

antenna passive data:

Freq (MHz)	Effi (%)	Gain (dBi)
2400	51.47	1.3
2410	50.06	1.26
2420	49.51	0.33
2430	47.86	1.07
2440	44.82	0.7
2450	43.92	0.83
2460	43.64	0.67
2470	42.61	0.71
2480	42.34	0.33
2490	42.2	0.14
2500	41.83	-0.1

Directional diagram
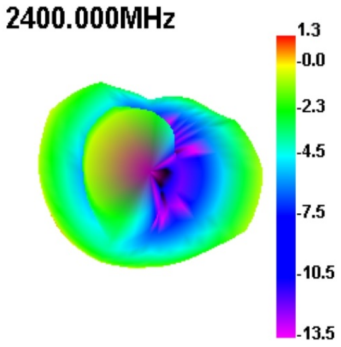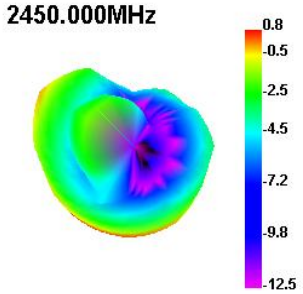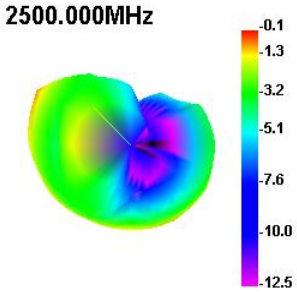
2400/2450/2500MHz