# FCC C2PC Test Report

| | | |
|---|---|---|
| **FCC ID** | : | **A8J-ECW510P** |
| **Equipment** | : | **Cloud Lite Managed Wi-Fi 7 2x2 Indoor Access Point,<br>Cloud Managed Wi-Fi 7 2x2 Indoor Access Point** |
| **Model No.** | : | **ECW510L, ECW510P** |
| **Brand Name** | : | **EnGenius** |
| **Applicant** | : | **EnGenius Technologies** |
| **Address** | : | **1580 Scenic Avenue, Costa Mesa, CA 92626, USA** |
| **Standard** | : | **47 CFR FCC Part 15.407** |
| **Received Date** | : | **Mar. 25, 2026** |
| **Tested Date** | : | **Apr. 01 ~ May 06, 2026** |

**We, International Certification Corporation, would like to declare that the tested sample has been evaluated and in compliance with the requirement of the above standards. The test results contained in this report refer exclusively to the product. It shall not be reproduced except in full without the written approval of our laboratory.**

**Reviewed by:** **Approved by:**

**Along Chen / Manager** **Gary Chang / Manager**

# Table of Contents


**1 GENERAL DESCRIPTION ..... 5**

1.1 Information ..... 5
1.2 Local Support Equipment List ..... 9
1.3 Test Setup Chart ..... 9
1.4 The Equipment List ..... 11
1.5 Test Standards ..... 12
1.6 Reference Guidance ..... 12
1.7 Deviation from Test Standard and Measurement Procedure ..... 12
1.8 Measurement Uncertainty ..... 13

**2 TEST CONFIGURATION ..... 14**

2.1 Testing Facility ..... 14
2.2 The Worst Test Modes and Channel Details ..... 15

**3 TRANSMITTER TEST RESULTS ..... 17**

3.1 Emission Bandwidth ..... 17
3.2 Conducted Output Power ..... 18
3.3 Power Spectral Density ..... 19
3.4 Unwanted Emissions ..... 21
3.5 Frequency Stability ..... 24
3.6 AC Power Line Conducted Emissions ..... 25

**4 TEST LABORATORY INFORMATION ..... 26**

**Appendix A. Emission Bandwidth**
**Appendix B. Conducted Output Power**
**Appendix C. Power Spectral Density**
**Appendix D. Unwanted Emissions**
**Appendix E. Frequency Stability**
**Appendix F. AC Power Line Conducted Emissions**

# Release Record

| Report No. | Version | Description | Issued Date |
|---|---|---|---|
| FR632506-01AN | Rev. 01 | Initial issue | Jul. 24, 2026 |

# Summary of Test Results

| FCC Rules | Test Items | Measured | Result |
|---|---|---|---|
| 15.207 | AC Power Line Conducted Emissions | [dBuV]: 0.367MHz<br>46.63 (Margin -1.93dB) - AV | Pass |
| 15.407(b)<br>15.209 | Unwanted Emissions | [dBuV/m at 3m]:<br>5469.64MHz<br>66.69 (Margin -1.51dB) - PK | Pass |
| 15.407(a) | Emission Bandwidth | Meet the requirement of limit | Pass |
| 15.407(a) | Conducted Output Power | Max Power [dBm]:<br>***Non-beamforming mode***<br>5250~5350MHz: 22.28<br>5470~5725MHz: 23.27<br>***Beamforming mode***<br>5250~5350MHz: 21.66<br>5470~5725MHz: 22.75 | Pass |
| 15.407(a) | Power Spectral Density | Meet the requirement of limit | Pass |
| 15.407(g) | Frequency Stability | Meet the requirement of limit | Pass |
| 15.203 | Antenna Requirement | Meet the requirement of limit | Pass |

| **Declaration of Conformity:** |
|---|
| The test results with all measurement uncertainty excluded are presented in accordance with the regulation limits or requirements declared by manufacturers. |
| **Comments and Explanations:** |
| The declared of product specification for EUT presented in the report are provided by the manufacturer, and the manufacturer takes all the responsibilities for the accuracy of product specification. |

# 1 General Description

## 1.1 Information

This report is issued as a Class II Permissive Change.

The modification is only concerned with adding 5250~5350MHz and 5470~5725 MHz band by software setting.

### 1.1.1 Product Details

The following models are provided to this EUT.

| Brand Name | Model Name | Product Name | Description |
|---|---|---|---|
| EnGenius | ECW510L | Cloud Lite Managed Wi-Fi 7 2x2 Indoor Access Point | For marketing purpose. |
| EnGenius | ECW510P | Cloud Managed Wi-Fi 7 2x2 Indoor Access Point | |

### 1.1.2 Specification of the Equipment under Test (EUT)

| RF General Information | | | | | |
|---|---|---|---|---|---|
| **Frequency Range (MHz)** | **IEEE Std. 802.11** | **Ch. Freq. (MHz)** | **Channel Number** | **Transmit Chains ($N_{TX}$)** | **Data Rate / MCS** |
| 5250-5350<br>5470-5725 | a | 5260-5320<br>5500-5720 | 52-64 [4]<br>100-144 [12] | 2 | 6-54 Mbps |
| 5250-5350<br>5470-5725 | n (HT20)<br>ac (VHT20)<br>ax (HE20)<br>be (EHT20) | 5260-5320<br>5500-5720 | 52-64 [4]<br>100-144 [12] | 2 | MCS 0-15<br>MCS 0-9<br>MCS 0-11<br>MCS 0-13 |
| 5250-5350<br>5470-5725 | n (HT40)<br>ac (VHT40)<br>ax (HE40)<br>be (EHT40) | 5270-5310<br>5510-5710 | 54-62 [2]<br>102-142 [6] | 2 | MCS 0-15<br>MCS 0-9<br>MCS 0-11<br>MCS 0-13 |
| 5250-5350<br>5470-5725 | ac (VHT80)<br>ax (HE80)<br>be (EHT80) | 5290<br>5530-5690 | 58 [1]<br>106-138 [3] | 2 | MCS 0-9<br>MCS 0-11<br>MCS 0-13 |
| 5250-5350<br>5470-5725 | ac (VHT160)<br>ac (HE160)<br>be (EHT160) | 5250<br>5570 | 50 [1]<br>114 [1] | 2 | MCS 0-9<br>MCS 0-11<br>MCS 0-13 |
| 5470-5725 | be (EHT240) | 5610 | 122 [1] | 2 | MCS 0-13 |
| Note 1: OFDM/OFDMA- BPSK, QPSK, 16QAM, 64QAM, 256QAM, 1024QAM and 4096QAM modulation. | | | | | |

### 1.1.3 Antenna Details

| Ant. No. | Brand | Model | Type | Connector | Operating Frequencies (MHz) / Antenna Gain (dBi) | | | |
|---|---|---|---|---|---|---|---|---|
| | | | | | 5150 ~ 5250 | 5250 ~ 5350 | 5470 ~ 5725 | 5725 ~ 5850 |
| 1 | AWAN | 5-1 | PIFA | UFL | 4.46 | 4.22 | 3.96 | 4.12 |
| 2 | AWAN | 5-2 | PIFA | UFL | 6.56 | 6.96 | 6.49 | 6.47 |

### 1.1.4 Configuration of Equipment under Test (EUT)

| | | |
|---|---|---|
| **Power Supply Type** | 12V⎓ from AC adapter<br>54V⎓ from POE | |
| **TPC** | ☒ Support | ☐ Not support |
| **Beamforming** | ☒ Support | ☐ Not support |
| **RU Configuration** | ☒ Full RU | ☐ Partial RU |
| **Channel Puncturing** | ☐ Support | ☒ Not support |

Note: The above power supplies are not bundled in the market.

### 1.1.5 Accessories

| Accessories | | |
|---|---|---|
| **No.** | **Equipment** | **Description** |
| 1 | Wall-mounted bracket | --- |

### 1.1.6 Channel List

| 802.11a / n HT20 / ac VHT20 / ax HE20 / be EHT20 | | 802.11n HT40 / ac VHT40 / ax HE40 / be EHT40 | |
|---|---|---|---|
| **Channel** | **Frequency(MHz)** | **Channel** | **Frequency(MHz)** |
| 52 | 5260 | 54 | 5270 |
| 56 | 5280 | 62 | 5310 |
| 60 | 5300 | 102 | 5510 |
| 64 | 5320 | 110 | 5550 |
| 100 | 5500 | 118 | 5590 |
| 104 | 5520 | 126 | 5630 |
| 108 | 5540 | 134 | 5670 |
| 112 | 5560 | 142 | 5710 |
| 116 | 5580 | **802.11ac VHT80 / ax HE80 / be EHT80** | |
| 120 | 5600 | 58 | 5290 |
| 124 | 5620 | 106 | 5530 |
| 128 | 5640 | 122 | 5610 |
| 132 | 5660 | 138 | 5690 |
| 136 | 5680 | **802.11ac VHT160 / ax HE160 / be EHT160** | |
| 140 | 5700 | 50 | 5250 |
| 144 | 5720 | 114 | 5570 |
| **---** | **---** | **802.11be EHT240** | |
| **---** | **---** | 122 | 5610 |

### 1.1.7 Test Tool and Duty Cycle

| **Test Tool** | QSPR, Version: 6.00.00225.1 | | |
|---|---|---|---|
| **Duty Cycle and Duty Factor** | **Mode** | **Duty Cycle (%)** | **Duty Factor (dB)** |
| | 11a | 99.27% | 0.03 |
| | be EHT20_OFDMA | 79.07% | 1.02 |
| | be EHT40_OFDMA | 81.41% | 0.89 |
| | be EHT80_OFDMA | 34.58% | 4.61 |
| | be EHT160_OFDMA | 31.17% | 5.06 |
| | be EHT240_OFDMA | 47.31% | 3.25 |

### 1.1.8 Power Index of Test Tool

| Modulation Mode | Test Frequency (MHz) | Power Index |
|---|---|---|
| 11a | 5260 | 18 |
| 11a | 5300 | 18 |
| 11a | 5320 | 17.5 |
| 11a | 5500 | 17 |
| 11a | 5520 | 18 |
| 11a | 5580 | 18 |
| 11a | 5680 | 18 |
| 11a | 5700 | 17.5 |
| 11a | 5720 | 19 |
| be EHT20_OFDMA | 5260 | 18.5 |
| be EHT20_OFDMA | 5300 | 18.5 |
| be EHT20_OFDMA | 5320 | 18 |
| be EHT20_OFDMA | 5500 | 17.5 |
| be EHT20_OFDMA | 5520 | 18.5 |
| be EHT20_OFDMA | 5580 | 18.5 |
| be EHT20_OFDMA | 5680 | 18.5 |
| be EHT20_OFDMA | 5700 | 14 |
| be EHT20_OFDMA | 5720 | 19 |
| be EHT40_OFDMA | 5270 | 19.5 |
| be EHT40_OFDMA | 5310 | 14 |
| be EHT40_OFDMA | 5510 | 15 |
| be EHT40_OFDMA | 5550 | 17.5 |
| be EHT40_OFDMA | 5590 | 19 |
| be EHT40_OFDMA | 5630 | 19 |
| be EHT40_OFDMA | 5670 | 17 |
| be EHT40_OFDMA | 5710 | 21 |
| be EHT80_OFDMA | 5290 | 12.5 |
| be EHT80_OFDMA | 5530 | 14 |
| be EHT80_OFDMA | 5610 | 16.5 |
| be EHT80_OFDMA | 5690 | 18.5 |
| be EHT160_OFDMA | 5250 | 10 |
| be EHT160_OFDMA | 5570 | 10.5 |
| be EHT240_OFDMA | 5610 | 8.5 |

## 1.2 Local Support Equipment List

| Support Equipment List | | | | | |
|---|---|---|---|---|---|
| **No.** | **Equipment** | **Brand** | **Model** | **FCC ID** | **Remarks** |
| 1 | Laptop | DELL | Latitude 3440 | DoC | --- |
| 2 | Adapter | CWT | 2AED030FC | --- | Provided by applicant. |
| 3 | POE | EnGenius | EPA5006GP | --- | Provided by applicant. |

## 1.3 Test Setup Chart

**Test Setup Diagram (Adapter Mode)**

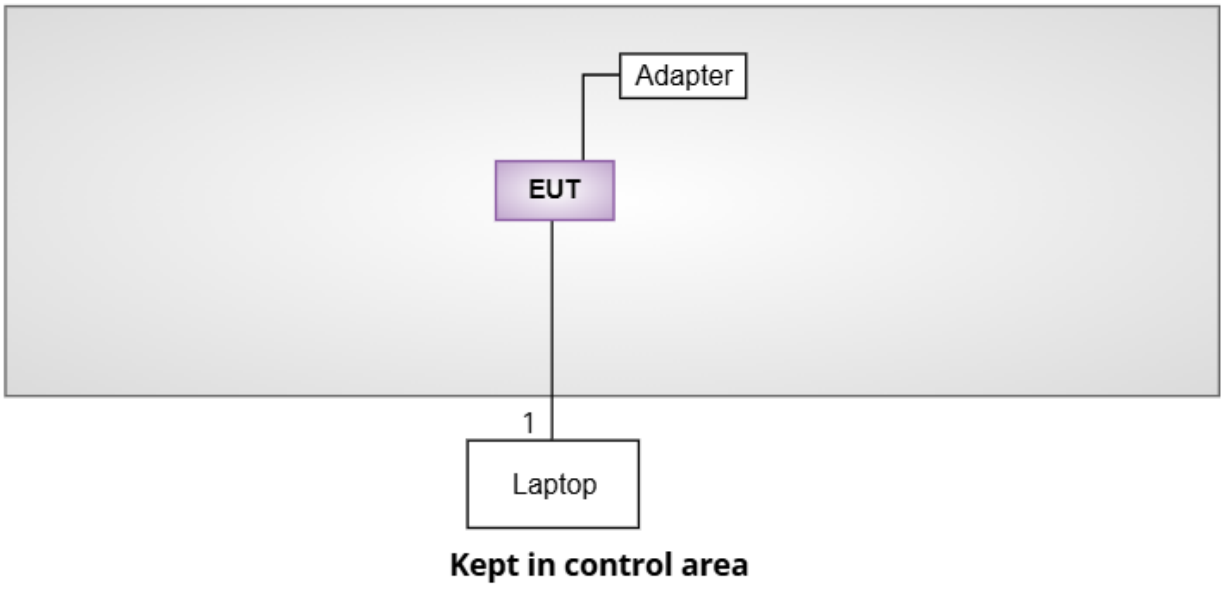


| No. | Signal cable / Length (m) |
|---|---|
| 1 | RJ45, 10m non-shielded. |

**Test Setup Diagram (POE Mode)**

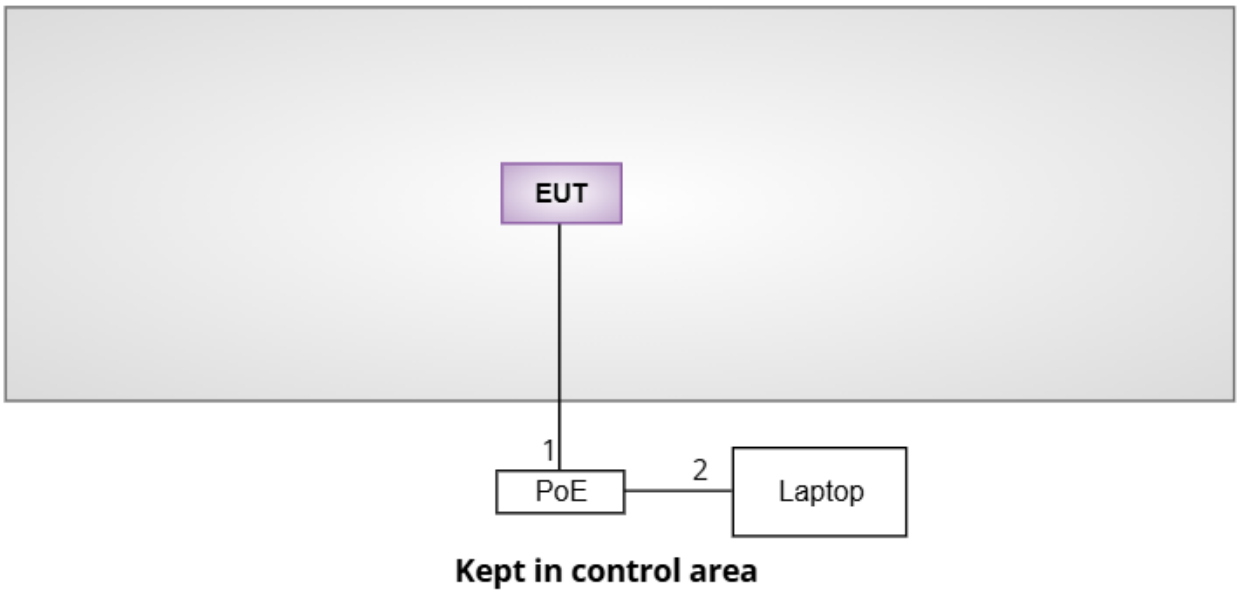


| No. | Signal cable / Length (m) |
|---|---|
| 1 | RJ45, 10m non-shielded. |
| 2 | RJ45, 1.3m non-shielded. |

## 1.4 The Equipment List

| Test Item | Conducted Emission | | | | |
|---|---|---|---|---|---|
| Test Site | Conduction room 1 / (CO01-WS) | | | | |
| Tested Date | May 04, 2026 | | | | |
| **Instrument** | **Brand** | **Model No.** | **Serial No.** | **Calibration Date** | **Calibration Until** |
| Receiver | R&S | ESR3 | 101657 | Apr. 02, 2026 | Apr. 01, 2027 |
| LISN | R&S | ENV216 | 101579 | May 07, 2025 | May 06, 2026 |
| LISN (Support Unit) | SCHWARZBECK | Schwarzbeck 8127 | 8127-666 | Apr. 12, 2026 | Apr. 11, 2027 |
| RF Cable-CON | EMC | EMCCFD300-BM-BM-6000 | 50821 | Oct. 07, 2025 | Oct. 06, 2026 |
| 50 ohm terminal | NA | 50 | 01 | Jun. 17, 2025 | Jun. 16, 2026 |
| Measurement Software | AUDIX | e3 | 6.120210g | NA | NA |
| Note: Calibration Interval of instruments listed above is one year. | | | | | |

| Test Item | Radiated Emission | | | | |
|---|---|---|---|---|---|
| Test Site | 966 chamber3 / (03CH03-WS) | | | | |
| Tested Date | Apr. 01 ~ Apr. 14, 2026 | | | | |
| **Instrument** | **Brand** | **Model No.** | **Serial No.** | **Calibration Date** | **Calibration Until** |
| Receiver | R&S | ESR3 | 103413 | Aug. 25, 2025 | Aug. 24, 2026 |
| Spectrum Analyzer | R&S | FSV40 | 101498 | Nov. 06, 2025 | Nov. 05, 2026 |
| Loop Antenna | R&S | HFH2-Z2 | 100330 | Nov. 17, 2025 | Nov. 16, 2026 |
| Bilog Antenna | SCHWARZBECK | VULB9168 | VULB9168-685 | Jul. 04, 2025 | Jul. 03, 2026 |
| Horn Antenna 1G-18G | SCHWARZBECK | BBHA 9120 D | BBHA 9120 D 1206 | Jan. 23, 2026 | Jan. 22, 2027 |
| Horn Antenna 18G-40G | SCHWARZBECK | BBHA 9170 | BBHA 9170517 | Nov. 28, 2025 | Nov. 27, 2026 |
| Preamplifier | EMC | EMC02325 | 980187 | Jun. 24, 2025 | Jun. 23, 2026 |
| Preamplifier | EMC | EMC118A45SE | 980897 | Aug. 08, 2025 | Aug. 07, 2026 |
| Preamplifier | EMC | EMC184045SE | 980903 | Aug. 08, 2025 | Aug. 07, 2026 |
| Loop Antenna Cable | KOAX KABEL | 101354-BW | 101354-BW | Oct. 01, 2025 | Sep. 30, 2026 |
| LF cable-0.8M | EMC | EMC8D-NM-NM-800 | EMC8D-NM-NM-800-001 | Sep. 19, 2025 | Sep. 18, 2026 |
| LF cable-3M | EMC | EMC8D-NM-NM-3000 | 131103 | Sep. 19, 2025 | Sep. 18, 2026 |
| LF cable-13M | EMC | EMC8D-NM-NM-13000 | 131104 | Sep. 19, 2025 | Sep. 18, 2026 |
| RF cable-3M | HUBER+SUHNER | SUCOFLEX104 | MY22620/4 | Sep. 19, 2025 | Sep. 18, 2026 |
| RF cable-8M | EMC | EMC104-SM-SM-8000 | 181107 | Sep. 19, 2025 | Sep. 18, 2026 |
| RF cable-1M | HUBER+SUHNER | SUCOFLEX104 | MY22624/4 | Sep. 19, 2025 | Sep. 18, 2026 |
| Attenuator | Pasternack | PE7005-10 | 10-3 | Sep. 19, 2025 | Sep. 18, 2026 |
| HIGHPASS FILTER | K&L | 11SH10-7000/T18000-O/OP | 21 | Sep. 19, 2025 | Sep. 18, 2026 |
| Measurement Software | AUDIX | e3 | 6.120210g | NA | NA |
| Note: Calibration Interval of instruments listed above is one year. | | | | | |

| Test Item | RF Conducted | | | | |
|---|---|---|---|---|---|
| Test Site | (TH01-WS) | | | | |
| Tested Date | Apr. 20 ~ May 06, 2026 | | | | |
| **Instrument** | **Brand** | **Model No.** | **Serial No.** | **Calibration Date** | **Calibration Until** |
| Spectrum Analyzer | R&S | FSV3044 | 101516 | Jun. 09, 2025 | Jun. 08, 2026 |
| Power Meter | Anritsu | ML2495A | 1241002 | Nov. 21, 2025 | Nov. 20, 2026 |
| Power Sensor | Anritsu | MA2411B | 1207366 | Nov. 21, 2025 | Nov. 20, 2026 |
| Attenuator | Pasternack | PE7005-10 | 10-2 | Oct. 03, 2025 | Oct. 02, 2026 |
| TEMP&HUMIDITY CHAMBER | GIANT FORCE | GCT-225-40-SP-SD | MAF1212-002 | Jun. 26, 2025 | Jun. 25, 2026 |
| AC POWER SOURCE | APC | AFC-500W | F312060012 | Jan. 08, 2026 | Jan. 07, 2027 |
| Measurement Software | Sporton | SENSE-15407_NII | V5.11 | NA | NA |
| Note: Calibration Interval of instruments listed above is one year. | | | | | |

## 1.5 Test Standards

47 CFR FCC Part 15.407
ANSI C63.10-2020 + Cor.1-2023
ANSI C63.4-2014 + C63.4a-2017

## 1.6 Reference Guidance

FCC KDB 412172 D01 Determining ERP and EIRP v01r01
FCC KDB 662911 D01 Multiple Transmitter Output v02r01
FCC KDB 789033 D02 General UNII Test Procedures New Rules v02r01
FCC KDB 291074 D02 EMC Measurement v01

## 1.7 Deviation from Test Standard and Measurement Procedure

None

## 1.8 Measurement Uncertainty

The measurement uncertainties given below are based on a 95% confidence level (based on a coverage factor (k=2)).

| Measurement Uncertainty | |
|---|---|
| **Parameters** | **Uncertainty** |
| Bandwidth | ±34.130 Hz |
| Conducted power | ±0.808 dB |
| Frequency error | $\pm 1 \times 10^{-9}$ |
| Power density | ±0.583 dB |
| Conducted emission | ±2.715 dB |
| AC conducted emission | ±2.92 dB |
| Unwanted Emission ≤ 1GHz | ±3.96 dB |
| Unwanted Emission > 1GHz | ±4.51 dB |
| Time | ±0.1% |
| Temperature | ±0.4 ºC |

# 2 Test Configuration

## 2.1 Testing Facility

| | |
|---|---|
| **Test Laboratory** | International Certification Corporation |
| **Test Site** | CO01-WS, TH01-WS |
| **Address of Test Site** | No.3-1, Lane 6, Wen San 3rd St., Kwei Shan Dist., Tao Yuan City 33381, Taiwan (R.O.C.) |
| **Test Site** | 03CH03-WS |
| **Address of Test Site** | No.14-1, Lane 19, Wen San 3rd St., Kwei Shan Dist., Tao Yuan City 33381, Taiwan (R.O.C.) |

- FCC Designation No.: TW0009
- FCC site registration No.: 207696
- ISED#: 10807C
- CAB identifier: TW2732

## 2.2 The Worst Test Modes and Channel Details

| Test item | Modulation Mode | Test Frequency (MHz) | Data Rate | Mode |
|---|---|---|---|---|
| ***Non-beamforming mode*** | | | | |
| Conducted Emissions | be EHT40_OFDMA | 5710 | MCS 0 | 1, 2 |
| Radiated Emissions ≤1GHz | be EHT40_OFDMA | 5710 | MCS 0 | 1, 2 |
| Radiated Emissions >1GHz<br>Emission Bandwidth<br>Peak Power Spectral Density | 11a | 5260 / 5300 / 5320<br>5500 / 5580 / 5700 / 5720 | 6 Mbps | 2 |
| | be EHT20_OFDMA | 5260 / 5300 / 5320<br>5500 / 5580 / 5700 / 5720 | MCS 0 | |
| | be EHT40_OFDMA | 5270 / 5310<br>5510 / 5590 / 5670 / 5710 | MCS 0 | |
| | be EHT80_OFDMA | 5290 / 5530 / 5610 / 5690 | MCS 0 | |
| | be EHT160_OFDMA | 5250 / 5570 | MCS 0 | |
| | be EHT240_OFDMA | 5610 | MCS 0 | |
| RF Output Power | 11a | 5260 / 5300 / 5320 / 5500 / 5520 / 5580 / 5680 / 5700 / 5720 | 6 Mbps | 2 |
| | be EHT20_OFDMA | 5260 / 5300 / 5320 / 5500 / 5520 / 5580 / 5680 / 5700 / 5720 | MCS 0 | |
| | be EHT40_OFDMA | 5270 / 5310 / 5510 / 5550 / 5590 / 5630 / 5670 / 5710 | MCS 0 | |
| | be EHT80_OFDMA | 5290 / 5530 / 5610 / 5690 | MCS 0 | |
| | be EHT160_OFDMA | 5250 / 5570 | MCS 0 | |
| | be EHT240_OFDMA | 5610 | MCS 0 | |
| Frequency Stability | Un-modulation | 5300 | --- | 2 |

**NOTE:**

1. The EUT was pretested with 3 orientations placed on the table for the radiated emission measurement – X, Y, and Z-plane. The **Z-plane** results were found as the worst case and were shown in this report.
2. The EUT had been tested by following test configurations.
   1) Configuration 1: Adapter mode
   2) Configuration 2: POE mode

| Test item | Modulation Mode | Test Frequency (MHz) | Data Rate | Mode |
|---|---|---|---|---|
| ***Beamforming mode*** | | | | |
| RF Output Power | be EHT20_OFDMA | 5260 / 5300 / 5320 5500 / 5520 / 5580 / 5680 / 5700 / 5720 | MCS 0 | 2 |
| | be EHT40_OFDMA | 5270 / 5310 / 5510 / 5550 / 5590 / 5630 / 5670 / 5710 | MCS 0 | |
| | be EHT80_OFDMA | 5290 / 5530 / 5610 / 5690 | MCS 0 | |
| | be EHT160_OFDMA | 5250 / 5570 | MCS 0 | |
| | be EHT240_OFDMA | 5610 | MCS 0 | |

**NOTE:**

1. The EUT was pretested with 3 orientations placed on the table for the radiated emission measurement – X, Y, and Z-plane. The **Z-plane** results were found as the worst case and were shown in this report.
2. Beamforming mode is calculated not measured. The calculation method is conducted power of non-beamforming – specific factor as below

| Frequency Band | 5.25~5.35GHz | 5.47~5.725 GHz |
|---|---|---|
| Specific factor (dB) | 0.62 | 0.52 |

3. The EUT had been tested by following test configurations.
   1) Configuration 1: Adapter mode
   2) Configuration 2: POE mode

# 3 Transmitter Test Results

## 3.1 Emission Bandwidth

Within the 5.725-5.85 GHz and 5.85 ~ 5.895 GHz band, the minimum 6 dB bandwidth of U-NII devices shall be at least 500 kHz.

### 3.1.1 Test Procedures

**26dB Bandwidth**

1. Set RBW = approximately 1% of the emission bandwidth.
2. Set the VBW > RBW, Detector = Peak.
3. Trace mode = max hold.
4. Measure the maximum width of the emission that is 26 dB down from the peak of the emission.

**Occupied Bandwidth**

1. Set RBW = 1 % to 5 % of the OBW.
2. Set VBW ≥ 3 RBW.
3. Sample detection and single sweep mode shall be used.
4. Use the 99 % power bandwidth function of the instrument.

**6dB Bandwidth**

1. Set RBW = 100kHz, VBW = 300kHz.
2. Detector = Peak,Trace mode = max hold.
3. Allow the trace to stabilize.
4. Measure the maximum width of the emission that is constrained by the frequencies associated with the two outermost amplitude points (upper and lower frequencies) that are attenuated by 6 dB relative to the maximum level measured in the fundamental emission.

### 3.1.2 Test Setup

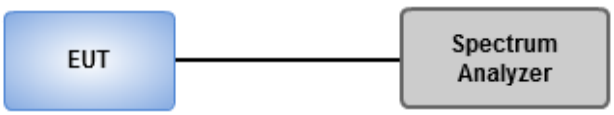


### 3.1.3 Test Results

| | | | |
|---|---|---|---|
| **Ambient Condition** | 23-25°C / 61-64% | **Tested By** | Roger Lu |

Refer to Appendix A.

## 3.2 Conducted Output Power

### 3.2.1 Limit of Conducted Output Power

| Frequency Band (MHz) | | Limit |
|---|---|---|
| ☒ | 5250 ~ 5350 | Conducted Power: 250mW or 11dBm+10 log B |
| ☒ | 5470 ~ 5725 | Conducted Power: 250mW or 11dBm+10 log B |
| Note: “B” is the 26dB emission bandwidth in MHz. | | |

### 3.2.2 Test Procedures

**Method PM-G (Measurement using a gated RF average power meter)**

Measurements is performed using a wideband gated RF power meter provided that the gate parameters are adjusted such that the power is measured only when the EUT is transmitting at its maximum power control level. Since the measurement is made only during the ON time of the transmitter, no duty cycle correction factor is required.

**Spectrum analyzer**

1. Set RBW = 1MHz, VBW = 3MHz, Sweep time = Auto, Detector = RMS.
2. Trace average at least 100 traces in power averaging mode.
3. Compute power by integrating the spectrum across the 26 dB EBW.
4. Add 10 log(1/X, X:duty cycle) if duty cycle is <98%).

### 3.2.3 Test Setup

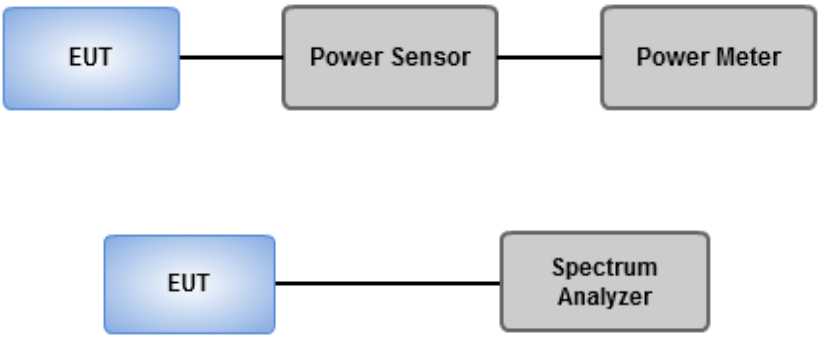


### 3.2.4 Test Results

| Ambient Condition | 23-25°C / 61-64% | Tested By | Roger Lu |
|---|---|---|---|

Refer to Appendix B.

## 3.3 Power Spectral Density

### 3.3.1 Limit of Power Spectral Density

| Frequency Band (MHz) | | Limit |
|---|---|---|
| ☒ | 5250 ~ 5350 | 11 dBm / MHz |
| ☒ | 5470 ~ 5725 | 11 dBm / MHz |

### 3.3.2 Test Procedures

Duty cycle ≥ 98 %

1. Set RBW = 1 MHz, VBW = 3 MHz, Sweep time = auto, Detector = RMS.
2. Trace average 100 traces.
3. Use the peak marker function to determine the maximum amplitude level.

Duty cycle < 98 %

1. Set RBW = 1 MHz, VBW = 3 MHz, Detector = RMS.
2. Number of points in sweep ≥ 2 × span / RBW. Sweep time = auto
3. Trace average at least 100 traces in power averaging (rms) mode; however, the number of traces to be averaged shall be increased above 100 as needed to ensure that the average accurately represents the true average over the on and off periods of the transmitter
4. Use the peak marker function to determine the maximum amplitude level.
5. Add 10 log(1/x), where x is the duty cycle.

### 3.3.3 Test Setup

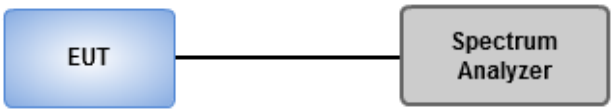


### 3.3.4 Test Results

| | | | |
|---|---|---|---|
| **Ambient Condition** | 23-25°C / 61-64% | **Tested By** | Roger Lu |

Refer to Appendix C.

## 3.4 Unwanted Emissions

### 3.4.1 Limit of Unwanted Emissions

| Restricted Band Emissions Limit | | | |
|---|---|---|---|
| **Frequency Range (MHz)** | **Field Strength (uV/m)** | **Field Strength (dBuV/m)** | **Measure Distance (m)** |
| 0.009~0.490 | 2400/F(kHz) | 48.5 - 13.8 | 300 |
| 0.490~1.705 | 24000/F(kHz) | 33.8 - 23 | 30 |
| 1.705~30.0 | 30 | 29 | 30 |
| 30~88 | 100 | 40 | 3 |
| 88~216 | 150 | 43.5 | 3 |
| 216~960 | 200 | 46 | 3 |
| Above 960 | 500 | 54 | 3 |

**Note 1:**
Qusai-Peak value is measured for frequency below 1GHz except for 9–90 kHz, 110–490 kHz frequency band. Peak and average value are measured for frequency above 1GHz. The limit on average radio frequency emission is as above table. The limit on peak radio frequency emissions is 20 dB above the maximum permitted average emission limit
**Note 2:**
Measurements may be performed at a distance other than what is specified provided. When performing measurements at a distance other than that specified, the results shall be extrapolated to the specified distance using an extrapolation factor as below, Frequency at or above 30 MHz: 20 dB/decade Frequency below 30 MHz: 40 dB/decade.

| Un-restricted band emissions above 1GHz Limit | |
|---|---|
| **Operating Band** | **Limit** |
| 5.25 - 5.35 GHz | e.i.r.p. -27 dBm [68.2 dBuV/m@3m] |
| 5.47 - 5.725 GHz | e.i.r.p. -27 dBm [68.2 dBuV/m@3m] |

Note 1: Measurements may be performed at a distance other than the limit distance provided they are not performed in the near field and the emissions to be measured can be detected by the measurement equipment. When performing measurements at a distance other than that specified, the results shall be extrapolated to the specified distance using an extrapolation factor of 20 dB/decade (inverse of linear distance for field-strength measurements, inverse of linear distance-squared for power-density measurements).

### 3.4.2 Test Procedures

1. Measurement is made at a semi-anechoic chamber that incorporates a turntable allowing a EUT rotation of 360°. A continuously-rotating, remotely-controlled turntable is installed at the test site to support the EUT and facilitate determination of the direction of maximum radiation for each EUT emission frequency. The EUT is placed at test table. For emissions testing at or below 1 GHz, the table height is 80 cm above the reference ground plane. For emission measurements above 1 GHz, the table height is 1.5 m
2. Measurement is made with the antenna positioned in both the horizontal and vertical planes of polarization. The measurement antenna is varied in height (1m ~ 4m) above the reference ground plane to obtain the maximum signal strength. Distance between EUT and antenna is 3 m.
3. This investigation is performed with the EUT rotated 360°, the antenna height scanned between 1 m and 4 m, and the antenna rotated to repeat the measurements for both the horizontal and vertical antenna polarizations.

Note:

1. 120kHz measurement bandwidth of test receiver and Quasi-peak detector is for radiated emission below 1GHz.
2. RBW=1MHz, VBW=3MHz and Peak detector is for peak measured value of radiated emission above 1GHz.
3. RBW=1MHz, VBW=1/T and Peak detector is for average measured value of radiated emission above 1GHz.

### 3.4.3 Test Setup

**Radiated Emissions below 1 GHz**

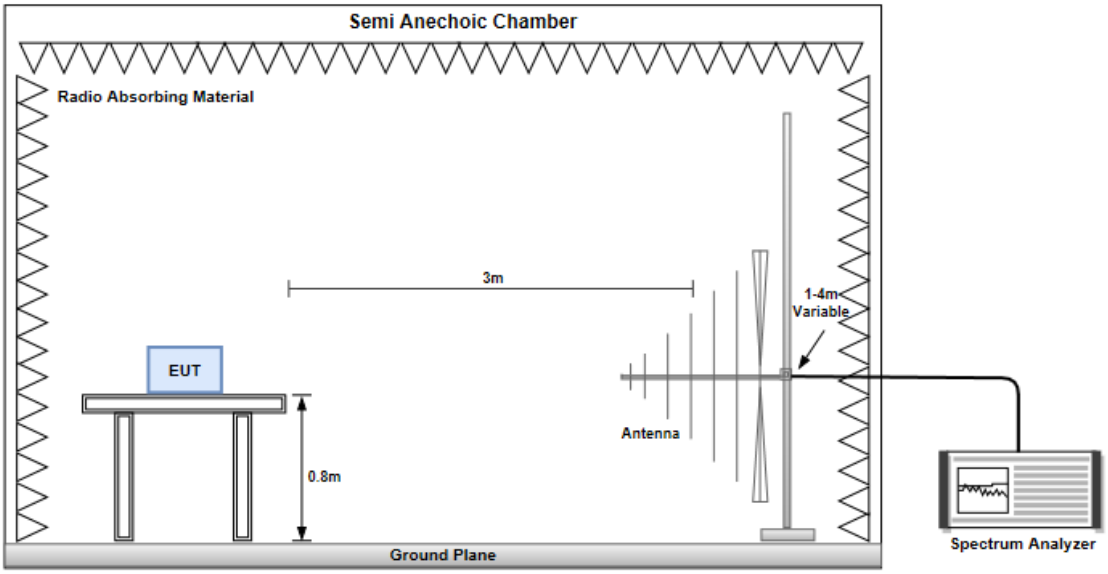


**Radiated Emissions above 1 GHz**

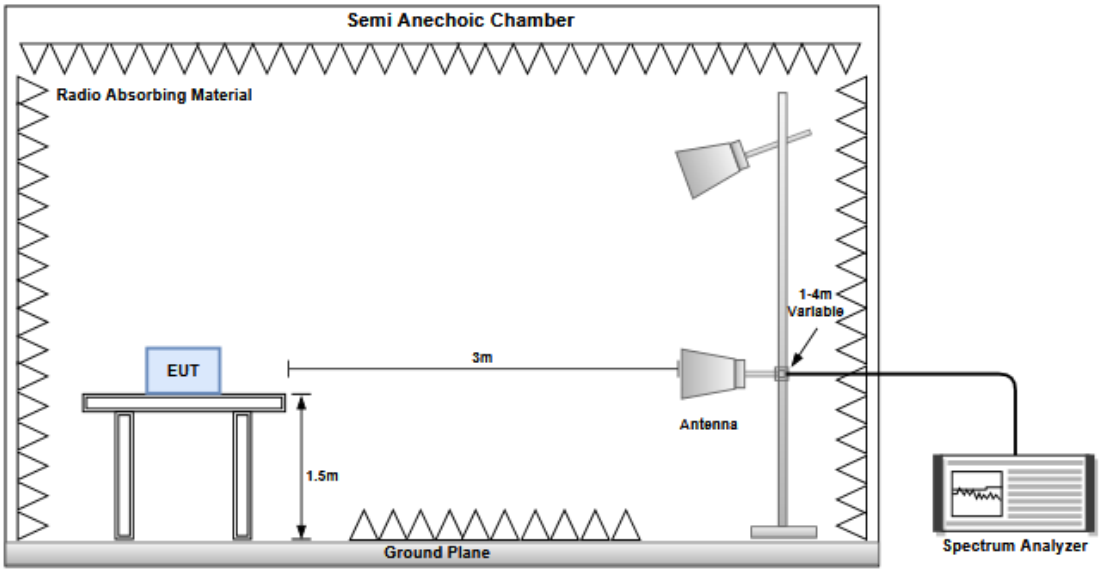


### 3.4.4 Test Results

Refer to Appendix D.

## 3.5 Frequency Stability

### 3.5.1 Limit of Frequency Stability

Manufacturers of U-NII devices are responsible for ensuring frequency stability such that an emission is maintained within the band of operation under all conditions of normal operation as specified in the user's manual.

### 3.5.2 Test Procedures

1. The EUT is installed in an environment test chamber with external power source.
2. Set the chamber to operate at 20 centigrade and external power source to output at nominal voltage of EUT.
3. A sufficient stabilization period at each temperature is used prior to each frequency measurement.
4. When temperature is stabled, measure the frequency stability.
5. The test shall be performed under normal and extreme condition for temperature and voltage.

### 3.5.3 Test Setup

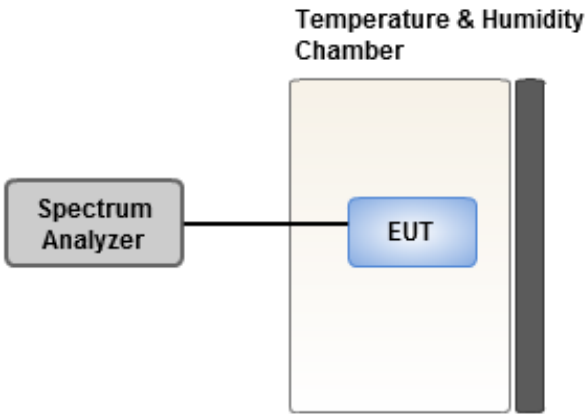


### 3.5.4 Test Results

| | | | |
|---|---|---|---|
| **Ambient Condition** | 23-25°C / 61-64% | **Tested By** | Roger Lu |

Refer to Appendix E.

## 3.6 AC Power Line Conducted Emissions

### 3.6.1 Limit of AC Power Line Conducted Emissions

| Conducted Emissions Limit | | |
|---|---|---|
| **Frequency Emission (MHz)** | **Quasi-Peak** | **Average** |
| 0.15-0.5 | 66 - 56 * | 56 - 46 * |
| 0.5-5 | 56 | 46 |
| 5-30 | 60 | 50 |
| Note 1: * Decreases with the logarithm of the frequency. | | |

### 3.6.2 Test Procedures

1. The device is placed on a test table, raised 80 cm above the reference ground plane. The vertical conducting plane is located 40 cm to the rear of the device.
2. The device is connected to line impedance stabilization network (LISN) and other accessories are connected to other LISN. Measured levels of AC power line conducted emission are across the 50 Ω LISN port.
3. AC conducted emission measurements is made over frequency range from 150 kHz to 30 MHz.
4. This measurement was performed with AC 110V/60Hz

### 3.6.3 Test Setup

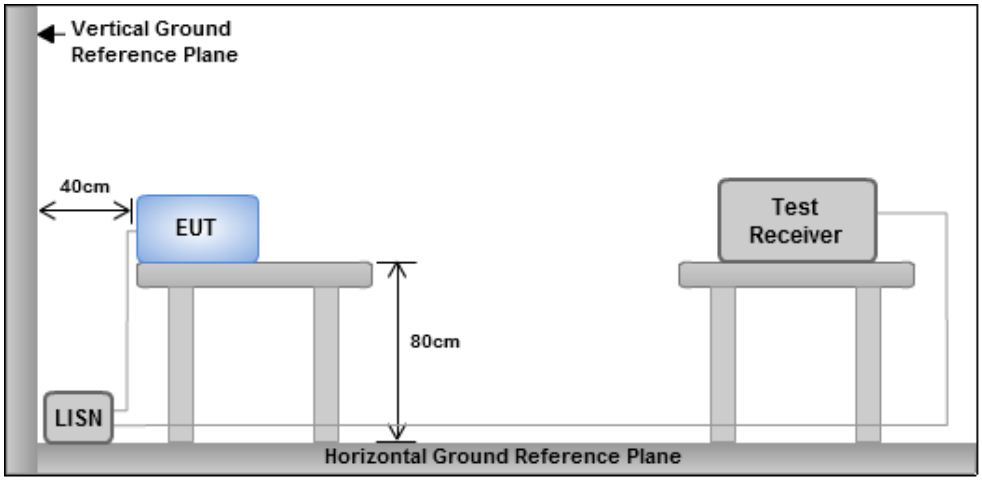


Note: 1. Support units were connected to second LISN.
2. Both of LISNs (AMN) are 80 cm from EUT and at least 80 cm from other units and other metal planes

### 3.6.4 Test Results

Refer to Appendix F.

# 4 Test laboratory information

Established in 2012, ICC provides foremost EMC & RF Testing and advisory consultation services by our skilled engineers and technicians. Our services employ a wide variety of advanced edge test equipment and one of the widest certification extents in the business.

International Certification Corporation (EMC and Wireless Communication Laboratory), it is our definitive objective is to institute long term, trust-based associations with our clients. The expectation we set up with our clients is based on outstanding service, practical expertise and devotion to a certified value structure. Our passion is to grant our clients with best EMC / RF services by oriented knowledgeable and accommodating staff.

Our Test sites are located at Linkou District and Kwei Shan District. Location map can be found on our website https://www.icertifi.com.tw.

**Linkou**

Tel: 886-2-2601-1640

No.30-2, Ding Fwu Tsuen, Lin Kou District, New Taipei City, Taiwan (R.O.C.)

**Kwei Shan**

Tel: 886-3-271-8666

No.3-1, Lane 6, Wen San 3rd St., Kwei Shan Dist., Tao Yuan City 33381, Taiwan (R.O.C.)

No.2-1, Lane 6, Wen San 3rd St., Kwei Shan Dist., Tao Yuan City 33381, Taiwan (R.O.C.)

**Kwei Shan Site II**

Tel: 886-3-271-8640

No.14-1, Lane 19, Wen San 3rd St., Kwei Shan Dist., Tao Yuan City 33381, Taiwan (R.O.C.)

**Zhonghe**

Tel: 886-2-2222-0288

1F, No. 6, Jiankang Road, Zhonghe District, New Taipei City 235045, Taiwan (R.O.C.)

If you have any suggestion, please feel free to contact us as below information.

Tel: 886-3-271-8666
Fax: 886-3-318-0345
Email: ICC_Service@icertifi.com.tw

**═══END═══**

**Summary**

| Mode | Max-N dB (Hz) | Max-OBW (Hz) | ITU-Code | Min-N dB (Hz) | Min-OBW (Hz) |
|---|---|---|---|---|---|
| 5.15-5.25GHz | - | - | - | - | - |
| 802.11be EHT160_Nss1,(MCS0)_2TX-OFDMA | 85.84M | 78.22M | 78M2D1D | 85.52M | 78.16M |
| 5.25-5.35GHz | - | - | - | - | - |
| 802.11a_Nss1,(6Mbps)_2TX | 22.88M | 16.909M | 16M9D1D | 22.44M | 16.795M |
| 802.11be EHT20_Nss1,(MCS0)_2TX-OFDMA | 23.54M | 19.103M | 19M1D1D | 23.265M | 19.074M |
| 802.11be EHT40_Nss1,(MCS0)_2TX-OFDMA | 43.78M | 37.963M | 38M0D1D | 42.9M | 37.887M |
| 802.11be EHT80_Nss1,(MCS0)_2TX-OFDMA | 87.56M | 77.577M | 77M6D1D | 85.8M | 77.571M |
| 802.11be EHT160_Nss1,(MCS0)_2TX-OFDMA | 88.72M | 78.429M | 78M4D1D | 84.8M | 78.185M |
| 5.47-5.725GHz | - | - | - | - | - |
| 802.11a_Nss1,(6Mbps)_2TX | 23.045M | 16.897M | 16M9D1D | 15.9M | 13.541M |
| 802.11be EHT20_Nss1,(MCS0)_2TX-OFDMA | 23.485M | 19.117M | 19M1D1D | 16.5M | 14.567M |
| 802.11be EHT40_Nss1,(MCS0)_2TX-OFDMA | 45.71M | 38.036M | 38M0D1D | 38.15M | 33.983M |
| 802.11be EHT80_Nss1,(MCS0)_2TX-OFDMA | 87.34M | 77.88M | 77M9D1D | 79.8M | 73.604M |
| 802.11be EHT160_Nss1,(MCS0)_2TX-OFDMA | 176.88M | 156.837M | 157MD1D | 173.36M | 156.714M |
| 802.11be EHT240_Nss1,(MCS0)_2TX-OFDMA | 248.16M | 232.902M | 233MD1D | 246.515M | 232.843M |
| 5.725-5.85GHz | - | - | - | - | - |
| 802.11a_Nss1,(6Mbps)_2TX | 3.14M | 5.085M | 5M09D1D | 3.12M | 5.048M |
| 802.11be EHT20_Nss1,(MCS0)_2TX-OFDMA | 4.48M | 5.049M | 5M05D1D | 4.46M | 4.982M |
| 802.11be EHT40_Nss1,(MCS0)_2TX-OFDMA | 4.04M | 17.472M | 17M5D1D | 4.04M | 16.379M |
| 802.11be EHT80_Nss1,(MCS0)_2TX-OFDMA | 4.04M | 16.867M | 16M9D1D | 4.02M | 12.515M |
| 802.11be EHT240_Nss1,(MCS0)_2TX-OFDMA | 4.02M | 34.029M | 34M0D1D | 3.99M | 33.639M |

Max-N dB = Maximum 6dB down bandwidth for 5.725-5.85GHz band / Maximum 26dB down bandwidth for other band;
Max-OBW = Maximum 99% occupied bandwidth;
Min-N dB = Minimum 6dB down bandwidth for 5.725-5.85GHz band / Maximum 26dB down bandwidth for other band;
Min-OBW = Minimum 99% occupied bandwidth

**Result**

| Mode | Result | Limit (Hz) | Port 1-N dB (Hz) | Port 1-OBW (Hz) | Port 2-N dB (Hz) | Port 2-OBW (Hz) |
|---|---|---|---|---|---|---|
| 802.11a_Nss1,(6Mbps)_2TX | - | - | - | - | - | - |
| 5260MHz | Pass | Inf | 22.77M | 16.843M | 22.495M | 16.909M |
| 5300MHz | Pass | Inf | 22.88M | 16.873M | 22.55M | 16.892M |
| 5320MHz | Pass | Inf | 22.88M | 16.795M | 22.44M | 16.892M |
| 5500MHz | Pass | Inf | 22.88M | 16.816M | 22M | 16.883M |
| 5580MHz | Pass | Inf | 23.045M | 16.859M | 22.44M | 16.897M |
| 5700MHz | Pass | Inf | 22.88M | 16.832M | 22.385M | 16.896M |
| 5720MHz Straddle 5.47-5.725GHz | Pass | Inf | 16.365M | 13.541M | 15.9M | 13.553M |
| 5720MHz Straddle 5.725-5.85GHz | Pass | 500k | 3.12M | 5.085M | 3.14M | 5.048M |
| 802.11be EHT20_Nss1,(MCS0)_2TX-OFDMA | - | - | - | - | - | - |
| 5260MHz | Pass | Inf | 23.265M | 19.1M | 23.375M | 19.103M |
| 5300MHz | Pass | Inf | 23.54M | 19.077M | 23.485M | 19.098M |
| 5320MHz | Pass | Inf | 23.54M | 19.074M | 23.32M | 19.075M |
| 5500MHz | Pass | Inf | 23.1M | 19.072M | 23.375M | 19.089M |
| 5580MHz | Pass | Inf | 23.375M | 19.117M | 23.43M | 19.087M |
| 5700MHz | Pass | Inf | 23.43M | 19.082M | 23.485M | 19.071M |
| 5720MHz Straddle 5.47-5.725GHz | Pass | Inf | 16.515M | 14.579M | 16.5M | 14.567M |
| 5720MHz Straddle 5.725-5.85GHz | Pass | 500k | 4.46M | 5.049M | 4.48M | 4.982M |
| 802.11be EHT40_Nss1,(MCS0)_2TX-OFDMA | - | - | - | - | - | - |
| 5270MHz | Pass | Inf | 43.78M | 37.963M | 43.78M | 37.939M |
| 5310MHz | Pass | Inf | 42.9M | 37.939M | 43.12M | 37.887M |
| 5510MHz | Pass | Inf | 43.78M | 37.955M | 43.56M | 37.944M |
| 5590MHz | Pass | Inf | 43.67M | 37.925M | 43.56M | 38.036M |
| 5670MHz | Pass | Inf | 43.23M | 37.91M | 43.45M | 37.966M |
| 5710MHz Straddle 5.47-5.725GHz | Pass | Inf | 38.15M | 33.983M | 45.71M | 34.182M |
| 5710MHz Straddle 5.725-5.85GHz | Pass | 500k | 4.04M | 17.472M | 4.04M | 16.379M |
| 802.11be EHT80_Nss1,(MCS0)_2TX-OFDMA | - | - | - | - | - | - |
| 5290MHz | Pass | Inf | 85.8M | 77.571M | 87.56M | 77.577M |
| 5530MHz | Pass | Inf | 85.8M | 77.531M | 85.8M | 77.602M |
| 5610MHz | Pass | Inf | 86.9M | 77.88M | 87.34M | 77.689M |
| 5690MHz Straddle 5.47-5.725GHz | Pass | Inf | 79.8M | 73.849M | 79.8M | 73.604M |
| 5690MHz Straddle 5.725-5.85GHz | Pass | 500k | 4.04M | 12.515M | 4.02M | 16.867M |
| 802.11be EHT160_Nss1,(MCS0)_2TX-OFDMA | - | - | - | - | - | - |
| 5250MHz Straddle 5.15-5.25GHz | Pass | Inf | 85.84M | 78.22M | 85.52M | 78.16M |
| 5250MHz Straddle 5.25-5.35GHz | Pass | Inf | 88.72M | 78.429M | 84.8M | 78.185M |
| 5570MHz | Pass | Inf | 176.88M | 156.837M | 173.36M | 156.714M |
| 802.11be EHT240_Nss1,(MCS0)_2TX-OFDMA | - | - | - | - | - | - |
| 5610MHz Straddle 5.47-5.725GHz | Pass | Inf | 248.16M | 232.843M | 246.515M | 232.902M |
| 5610MHz Straddle 5.725-5.85GHz | Pass | 500k | 3.99M | 34.029M | 4.02M | 33.639M |

Port X-N dB = Port X 6dB down bandwidth for 5.725-5.85GHz band / 26dB down bandwidth for other band
Port X-OBW = Port X 99% occupied bandwidth

**5.25-5.35GHz_802.11a_Nss1,(6Mbps)_2TX** **EBW**

**5260MHz**

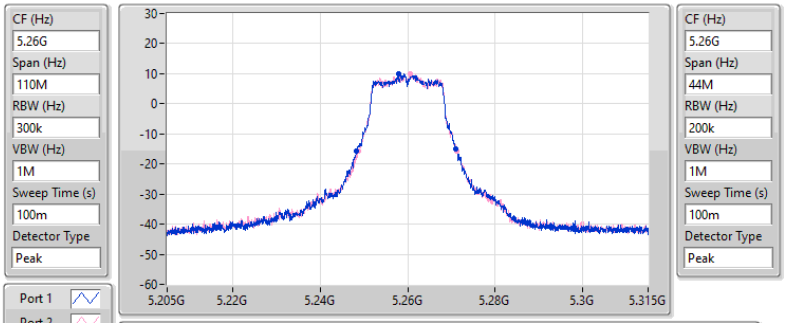


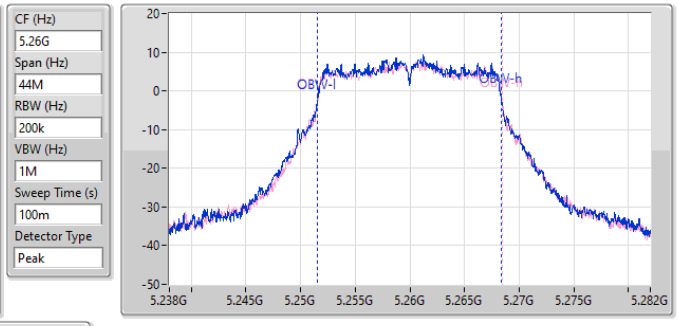


| 26dB(Hz) | Fl-26dB(Hz) | Fh-26dB(Hz) | OBW(Hz) | Fl-OBW(Hz) | Fh-OBW(Hz) | Limit(Hz) | Port |
|---|---|---|---|---|---|---|---|
| 22.77M | 5.24834G | 5.27111G | 16.843M | 5.251528G | 5.268371G | Inf | 1 |
| 22.495M | 5.24878G | 5.271275G | 16.909M | 5.251528G | 5.268437G | Inf | 2 |

**5.25-5.35GHz_802.11a_Nss1,(6Mbps)_2TX** **EBW**

**5300MHz**

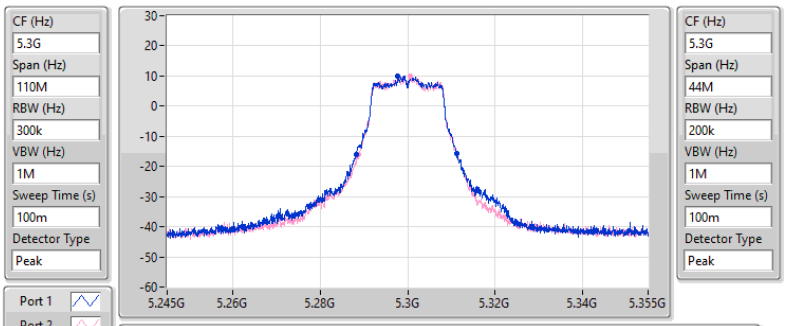


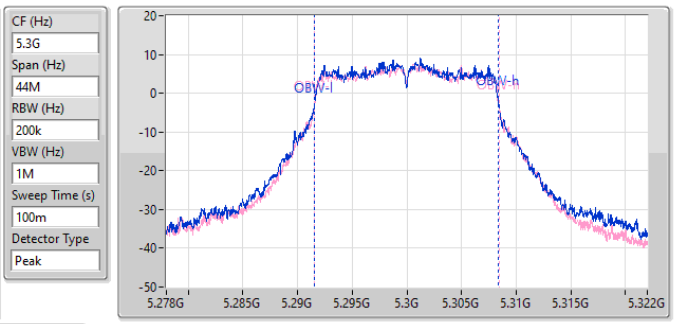


| 26dB(Hz) | Fl-26dB(Hz) | Fh-26dB(Hz) | OBW(Hz) | Fl-OBW(Hz) | Fh-OBW(Hz) | Limit(Hz) | Port |
|---|---|---|---|---|---|---|---|
| 22.88M | 5.288285G | 5.311165G | 16.873M | 5.291505G | 5.308379G | Inf | 1 |
| 22.55M | 5.28867G | 5.31122G | 16.892M | 5.291529G | 5.308421G | Inf | 2 |

**5.25-5.35GHz_802.11a_Nss1,(6Mbps)_2TX** **EBW**

**5320MHz**

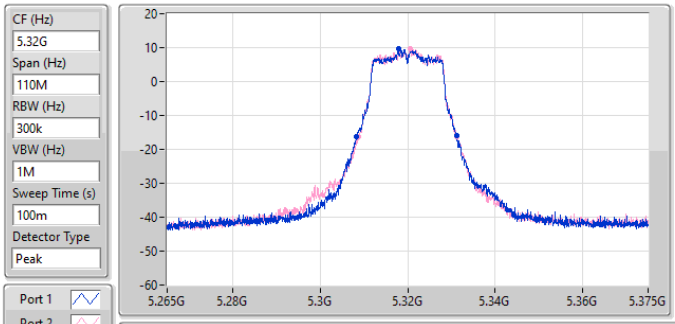


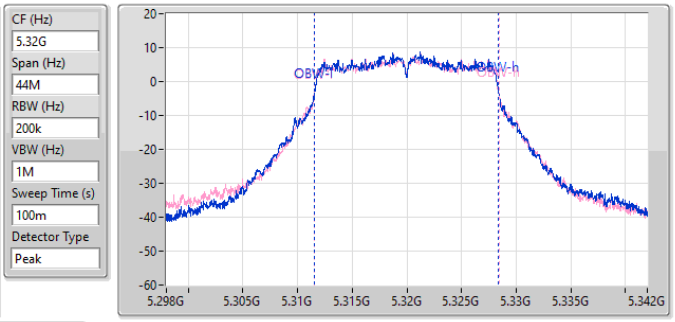


| 26dB(Hz) | Fl-26dB(Hz) | Fh-26dB(Hz) | OBW(Hz) | Fl-OBW(Hz) | Fh-OBW(Hz) | Limit(Hz) | Port |
|---|---|---|---|---|---|---|---|
| 22.88M | 5.308285G | 5.331165G | 16.795M | 5.311566G | 5.328362G | Inf | 1 |
| 22.44M | 5.308725G | 5.331165G | 16.892M | 5.311524G | 5.328416G | Inf | 2 |

**5.47-5.725GHz_802.11a_Nss1,(6Mbps)_2TX** **EBW**

**5500MHz**

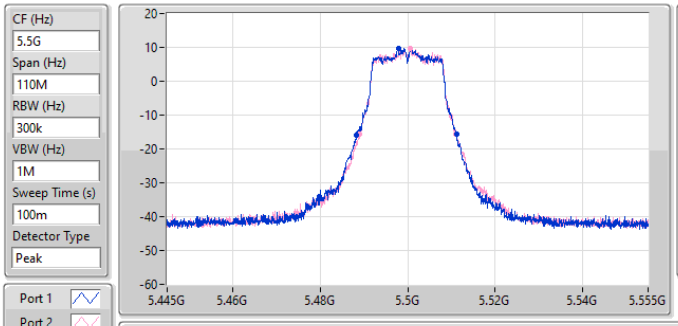


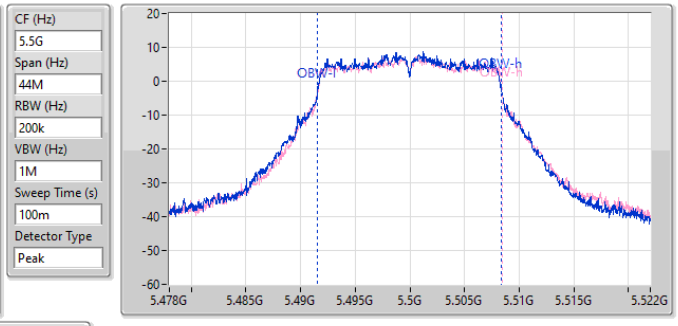


| 26dB(Hz) | Fl-26dB(Hz) | Fh-26dB(Hz) | OBW(Hz) | Fl-OBW(Hz) | Fh-OBW(Hz) | Limit(Hz) | Port |
|---|---|---|---|---|---|---|---|
| 22.88M | 5.488285G | 5.511165G | 16.816M | 5.491548G | 5.508364G | Inf | 1 |
| 22M | 5.48911G | 5.51111G | 16.883M | 5.49155G | 5.508432G | Inf | 2 |

**5.47-5.725GHz_802.11a_Nss1,(6Mbps)_2TX** **EBW**

**5580MHz**

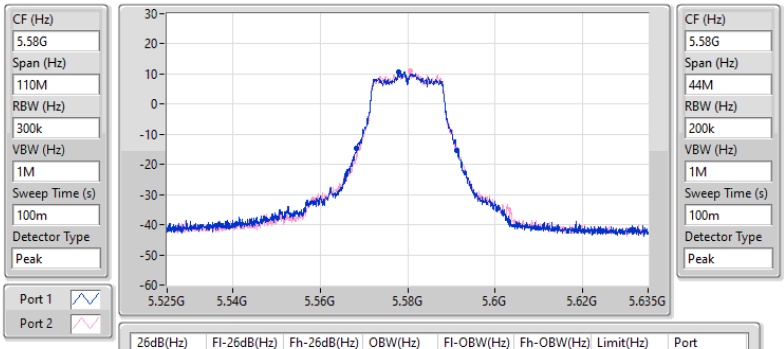


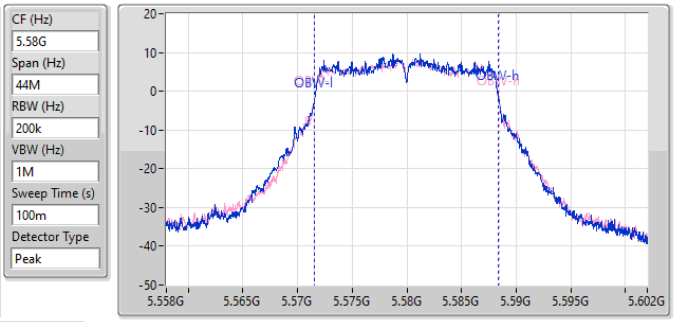


| 26dB(Hz) | Fl-26dB(Hz) | Fh-26dB(Hz) | OBW(Hz) | Fl-OBW(Hz) | Fh-OBW(Hz) | Limit(Hz) | Port |
|---|---|---|---|---|---|---|---|
| 23.045M | 5.568285G | 5.59133G | 16.859M | 5.571522G | 5.588381G | Inf | 1 |
| 22.44M | 5.56878G | 5.59122G | 16.897M | 5.57154G | 5.588437G | Inf | 2 |

**5.47-5.725GHz_802.11a_Nss1,(6Mbps)_2TX** **EBW**

**5700MHz**

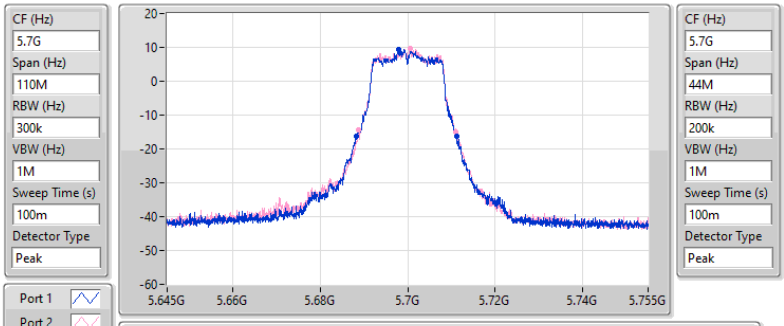


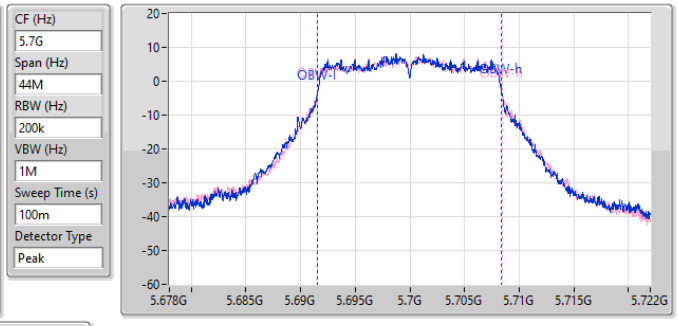


| 26dB(Hz) | Fl-26dB(Hz) | Fh-26dB(Hz) | OBW(Hz) | Fl-OBW(Hz) | Fh-OBW(Hz) | Limit(Hz) | Port |
|---|---|---|---|---|---|---|---|
| 22.88M | 5.688285G | 5.711165G | 16.832M | 5.691533G | 5.708365G | Inf | 1 |
| 22.385M | 5.68867G | 5.711055G | 16.896M | 5.691538G | 5.708434G | Inf | 2 |

**5.47-5.725GHz_802.11a_Nss1,(6Mbps)_2TX** **EBW**

**5720MHz Straddle 5.47-5.725GHz**

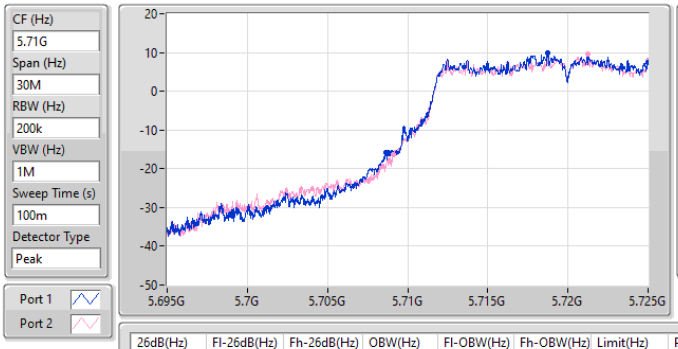


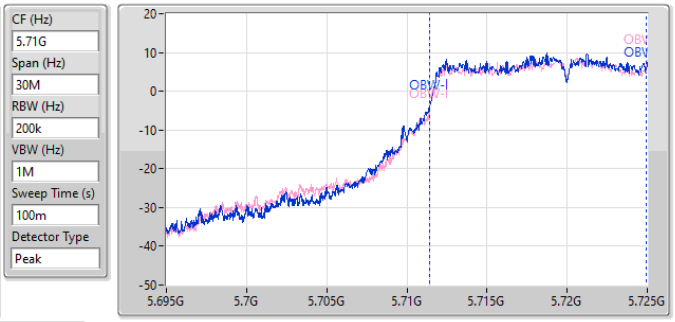


| 26dB(Hz) | Fl-26dB(Hz) | Fh-26dB(Hz) | OBW(Hz) | Fl-OBW(Hz) | Fh-OBW(Hz) | Limit(Hz) | Port |
|---|---|---|---|---|---|---|---|
| 16.365M | 5.708635G | 5.725G | 13.541M | 5.711396G | 5.724936G | Inf | 1 |
| 15.9M | 5.7091G | 5.725G | 13.553M | 5.711403G | 5.724956G | Inf | 2 |

**5.725-5.85GHz_802.11a_Nss1,(6Mbps)_2TX** **EBW**

**5720MHz Straddle 5.725-5.85GHz**

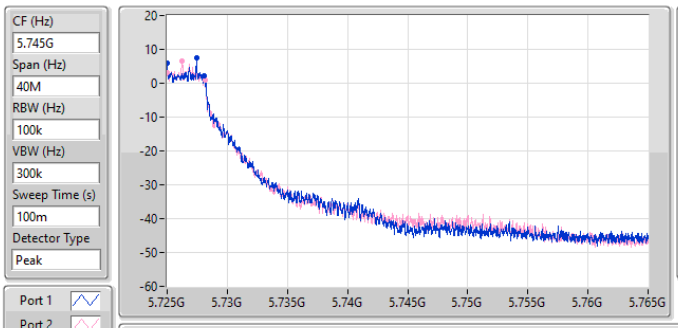


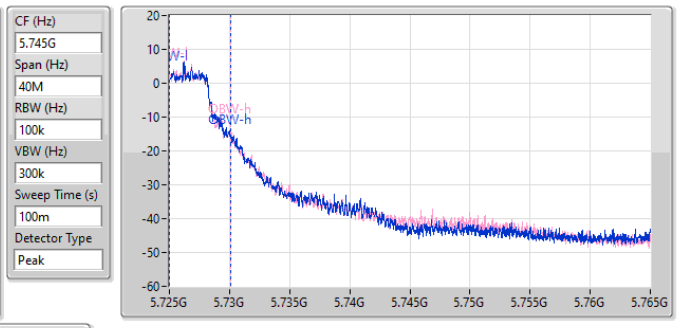


| 6dB(Hz) | Fl-6dB(Hz) | Fh-6dB(Hz) | OBW(Hz) | Fl-OBW(Hz) | Fh-OBW(Hz) | Limit(Hz) | Port |
|---|---|---|---|---|---|---|---|
| 3.12M | 5.725G | 5.72812G | 5.085M | 5.725018G | 5.730102G | 500k | 1 |
| 3.14M | 5.725G | 5.72814G | 5.048M | 5.725015G | 5.730062G | 500k | 2 |

**5.25-5.35GHz_802.11be EHT20_Nss1,(MCS0)_2TX** **EBW**

**5260MHz**

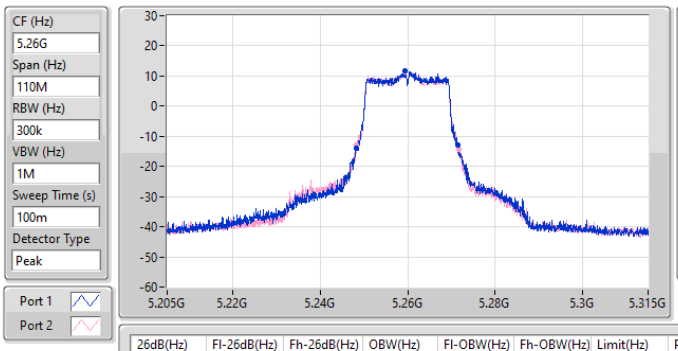


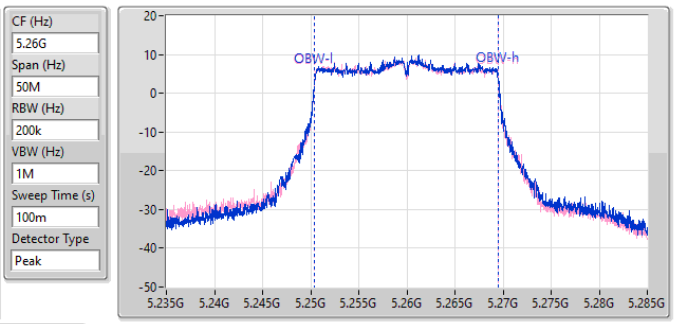


| 26dB(Hz) | Fl-26dB(Hz) | Fh-26dB(Hz) | OBW(Hz) | Fl-OBW(Hz) | Fh-OBW(Hz) | Limit(Hz) | Port |
|---|---|---|---|---|---|---|---|
| 23.265M | 5.248175G | 5.27144G | 19.1M | 5.250431G | 5.269531G | Inf | 1 |
| 23.375M | 5.24834G | 5.271715G | 19.103M | 5.250427G | 5.26953G | Inf | 2 |

**5.25-5.35GHz_802.11be EHT20_Nss1,(MCS0)_2TX** **EBW**

**5300MHz**

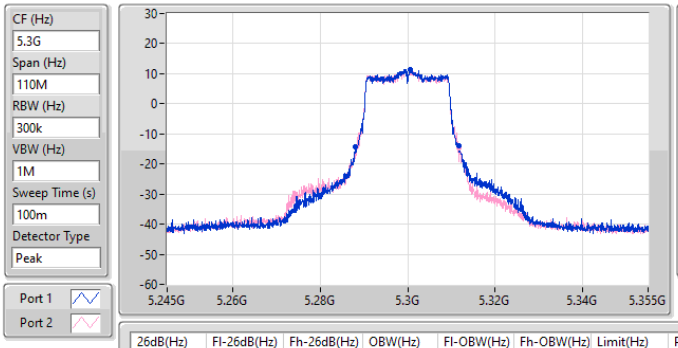


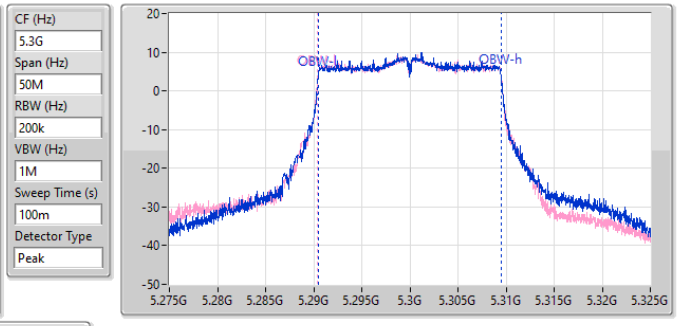


| 26dB(Hz) | Fl-26dB(Hz) | Fh-26dB(Hz) | OBW(Hz) | Fl-OBW(Hz) | Fh-OBW(Hz) | Limit(Hz) | Port |
|---|---|---|---|---|---|---|---|
| 23.54M | 5.28812G | 5.31166G | 19.077M | 5.290441G | 5.309518G | Inf | 1 |
| 23.485M | 5.288285G | 5.31177G | 19.098M | 5.290426G | 5.309523G | Inf | 2 |

**5.25-5.35GHz_802.11be EHT20_Nss1,(MCS0)_2TX** **EBW**

**5320MHz**

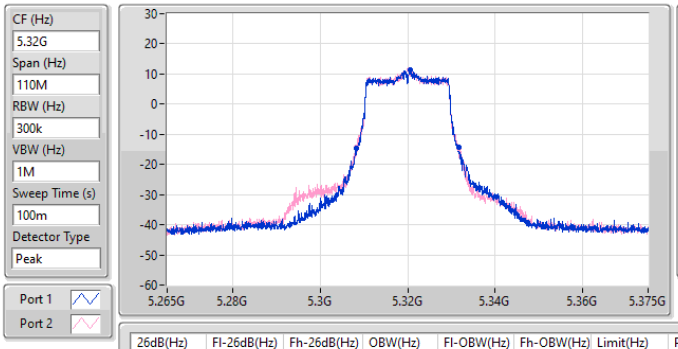


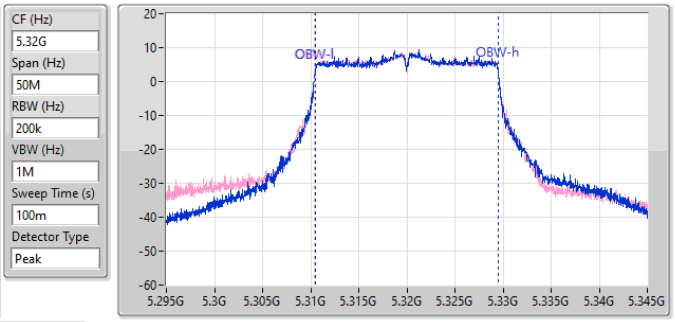


| 26dB(Hz) | Fl-26dB(Hz) | Fh-26dB(Hz) | OBW(Hz) | Fl-OBW(Hz) | Fh-OBW(Hz) | Limit(Hz) | Port |
|---|---|---|---|---|---|---|---|
| 23.54M | 5.30823G | 5.33177G | 19.074M | 5.310447G | 5.329521G | Inf | 1 |
| 23.32M | 5.308395G | 5.331715G | 19.075M | 5.310433G | 5.329508G | Inf | 2 |

**5.47-5.725GHz_802.11be EHT20_Nss1,(MCS0)_2TX** **EBW**

**5500MHz**

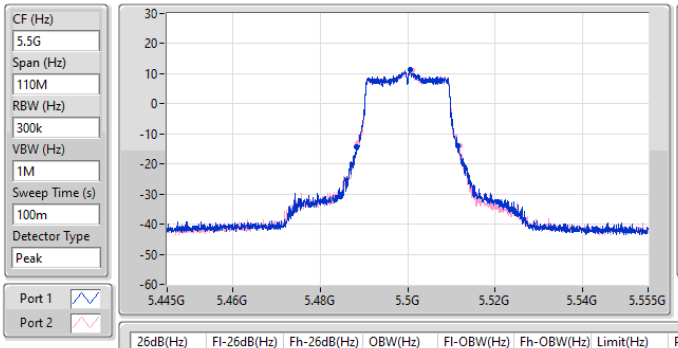


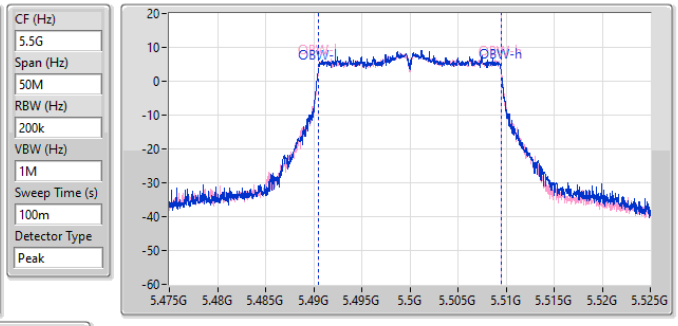


| 26dB(Hz) | Fl-26dB(Hz) | Fh-26dB(Hz) | OBW(Hz) | Fl-OBW(Hz) | Fh-OBW(Hz) | Limit(Hz) | Port |
|---|---|---|---|---|---|---|---|
| 23.1M | 5.488285G | 5.511385G | 19.072M | 5.49044G | 5.509512G | Inf | 1 |
| 23.375M | 5.488505G | 5.51188G | 19.089M | 5.490446G | 5.509534G | Inf | 2 |

**5.47-5.725GHz_802.11be EHT20_Nss1,(MCS0)_2TX** **EBW**

**5580MHz**

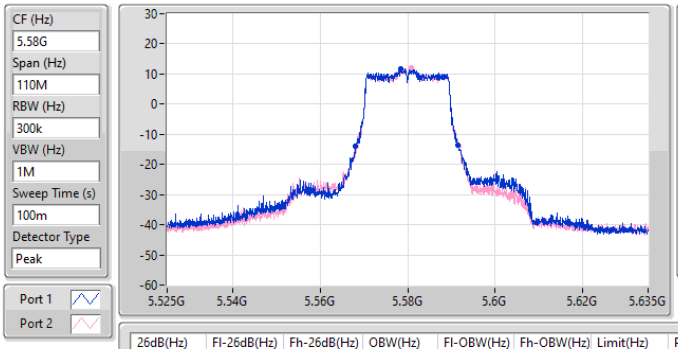


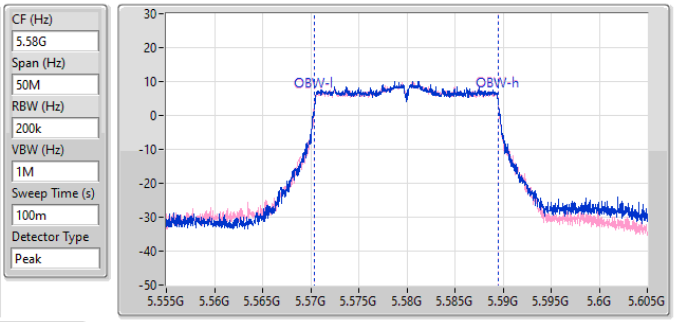


| 26dB(Hz) | Fl-26dB(Hz) | Fh-26dB(Hz) | OBW(Hz) | Fl-OBW(Hz) | Fh-OBW(Hz) | Limit(Hz) | Port |
|---|---|---|---|---|---|---|---|
| 23.375M | 5.56812G | 5.591495G | 19.117M | 5.570411G | 5.589528G | Inf | 1 |
| 23.43M | 5.568395G | 5.591825G | 19.087M | 5.570426G | 5.589513G | Inf | 2 |

**5.47-5.725GHz_802.11be EHT20_Nss1,(MCS0)_2TX** **EBW**

**5700MHz**

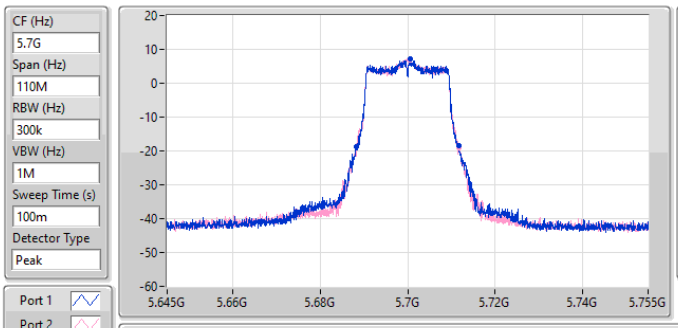


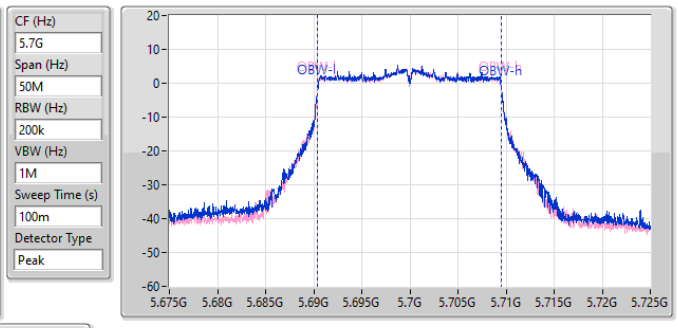


| 26dB(Hz) | Fl-26dB(Hz) | Fh-26dB(Hz) | OBW(Hz) | Fl-OBW(Hz) | Fh-OBW(Hz) | Limit(Hz) | Port |
|---|---|---|---|---|---|---|---|
| 23.43M | 5.688175G | 5.711605G | 19.082M | 5.690435G | 5.709516G | Inf | 1 |
| 23.485M | 5.68834G | 5.711825G | 19.071M | 5.690432G | 5.709503G | Inf | 2 |

**5.47-5.725GHz_802.11be EHT20_Nss1,(MCS0)_2TX** **EBW**

**5720MHz Straddle 5.47-5.725GHz**

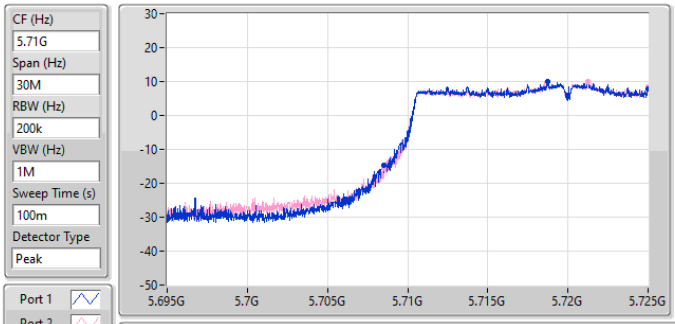


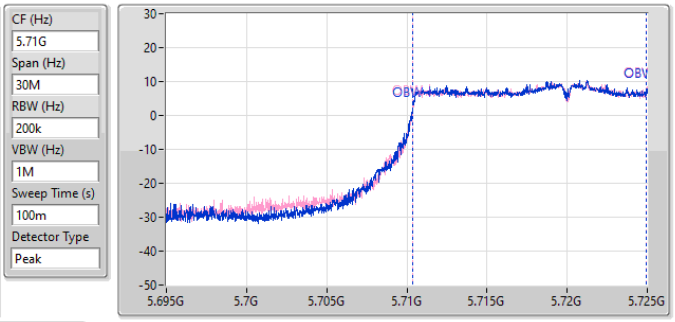


| 26dB(Hz) | Fl-26dB(Hz) | Fh-26dB(Hz) | OBW(Hz) | Fl-OBW(Hz) | Fh-OBW(Hz) | Limit(Hz) | Port |
|---|---|---|---|---|---|---|---|
| 16.515M | 5.708485G | 5.725G | 14.579M | 5.710351G | 5.72493G | Inf | 1 |
| 16.5M | 5.7085G | 5.725G | 14.567M | 5.710374G | 5.724941G | Inf | 2 |

**5.725-5.85GHz_802.11be EHT20_Nss1,(MCS0)_2TX** **EBW**

**5720MHz Straddle 5.725-5.85GHz**

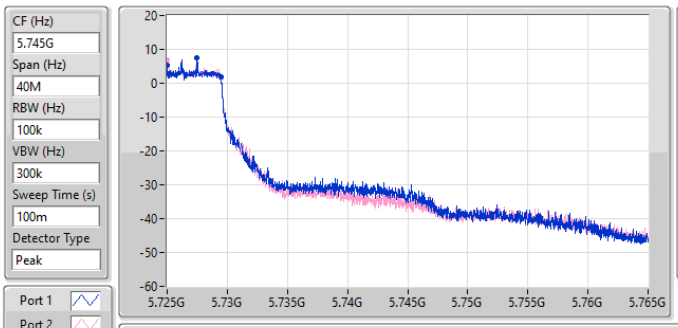


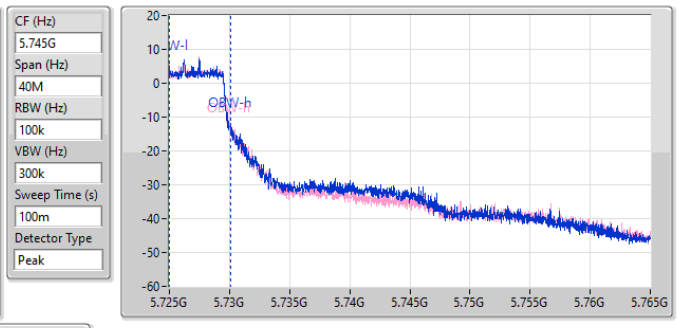


| 6dB(Hz) | Fl-6dB(Hz) | Fh-6dB(Hz) | OBW(Hz) | Fl-OBW(Hz) | Fh-OBW(Hz) | Limit(Hz) | Port |
|---|---|---|---|---|---|---|---|
| 4.46M | 5.725G | 5.72946G | 5.049M | 5.725024G | 5.730073G | 500k | 1 |
| 4.48M | 5.725G | 5.72948G | 4.982M | 5.725015G | 5.729998G | 500k | 2 |

**5.25-5.35GHz_802.11be EHT40_Nss1,(MCS0)_2TX** **EBW**

**5270MHz**

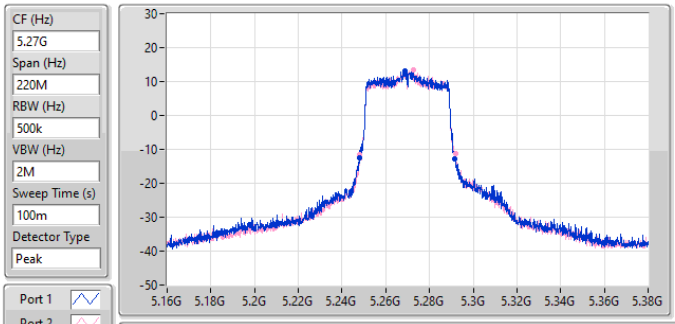


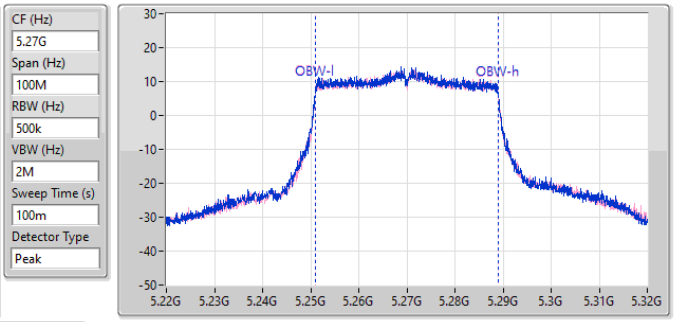


| 26dB(Hz) | Fl-26dB(Hz) | Fh-26dB(Hz) | OBW(Hz) | Fl-OBW(Hz) | Fh-OBW(Hz) | Limit(Hz) | Port |
|---|---|---|---|---|---|---|---|
| 43.78M | 5.24789G | 5.29167G | 37.963M | 5.250989G | 5.288952G | Inf | 1 |
| 43.78M | 5.24811G | 5.29189G | 37.939M | 5.251016G | 5.288956G | Inf | 2 |

**5.25-5.35GHz_802.11be EHT40_Nss1,(MCS0)_2TX** **EBW**

**5310MHz**

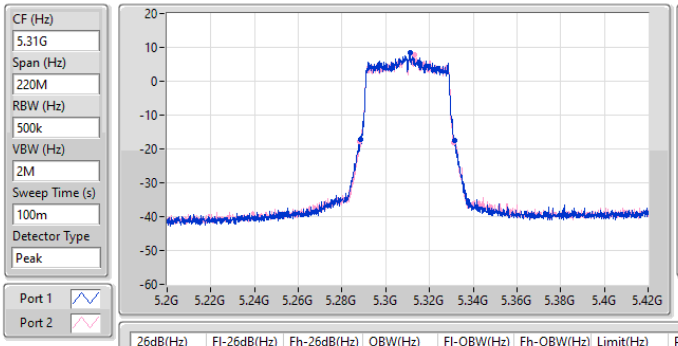


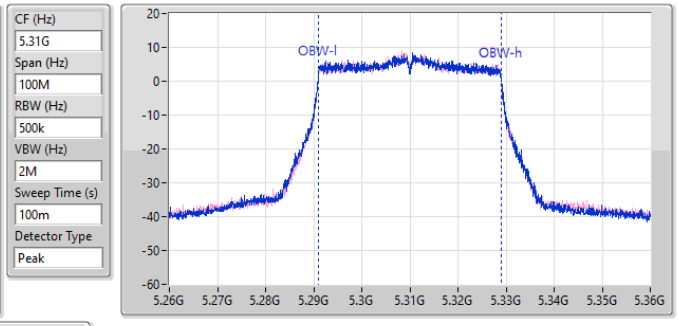


| 26dB(Hz) | Fl-26dB(Hz) | Fh-26dB(Hz) | OBW(Hz) | Fl-OBW(Hz) | Fh-OBW(Hz) | Limit(Hz) | Port |
|---|---|---|---|---|---|---|---|
| 42.9M | 5.28844G | 5.33134G | 37.939M | 5.29099G | 5.32893G | Inf | 1 |
| 43.12M | 5.28811G | 5.33123G | 37.887M | 5.291016G | 5.328903G | Inf | 2 |

**5.47-5.725GHz_802.11be EHT40_Nss1,(MCS0)_2TX** **EBW**

**5510MHz**

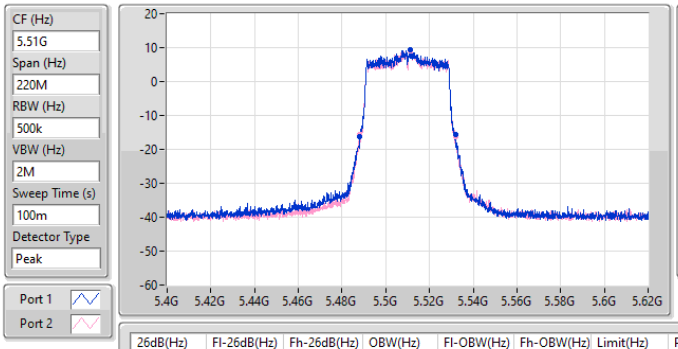


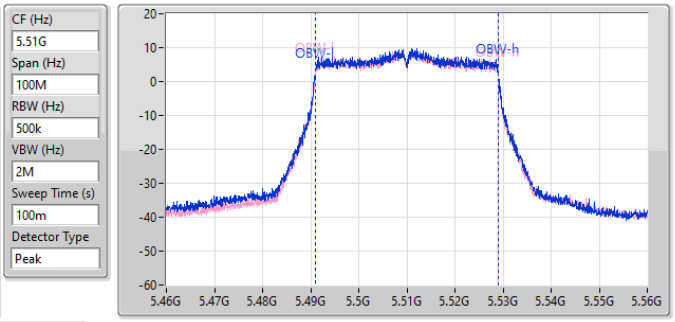


| 26dB(Hz) | Fl-26dB(Hz) | Fh-26dB(Hz) | OBW(Hz) | Fl-OBW(Hz) | Fh-OBW(Hz) | Limit(Hz) | Port |
|---|---|---|---|---|---|---|---|
| 43.78M | 5.48811G | 5.53189G | 37.955M | 5.490987G | 5.528942G | Inf | 1 |
| 43.56M | 5.48822G | 5.53178G | 37.944M | 5.491004G | 5.528948G | Inf | 2 |

**5.47-5.725GHz_802.11be EHT40_Nss1,(MCS0)_2TX** **EBW**

**5590MHz**

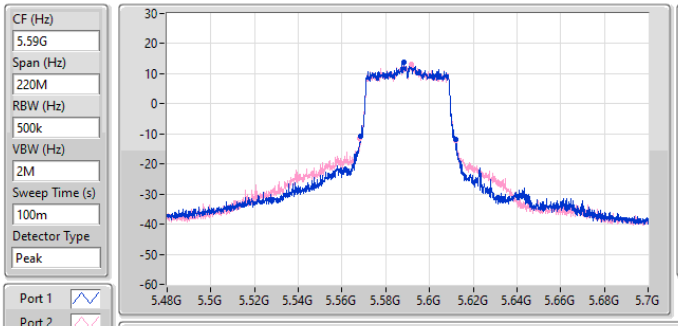


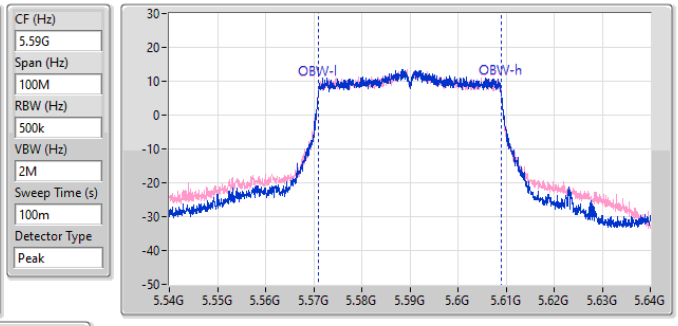


| 26dB(Hz) | Fl-26dB(Hz) | Fh-26dB(Hz) | OBW(Hz) | Fl-OBW(Hz) | Fh-OBW(Hz) | Limit(Hz) | Port |
|---|---|---|---|---|---|---|---|
| 43.67M | 5.56855G | 5.61222G | 37.925M | 5.571024G | 5.608949G | Inf | 1 |
| 43.56M | 5.56822G | 5.61178G | 38.036M | 5.570971G | 5.609007G | Inf | 2 |

**5.47-5.725GHz_802.11be EHT40_Nss1,(MCS0)_2TX** **EBW**

**5670MHz**

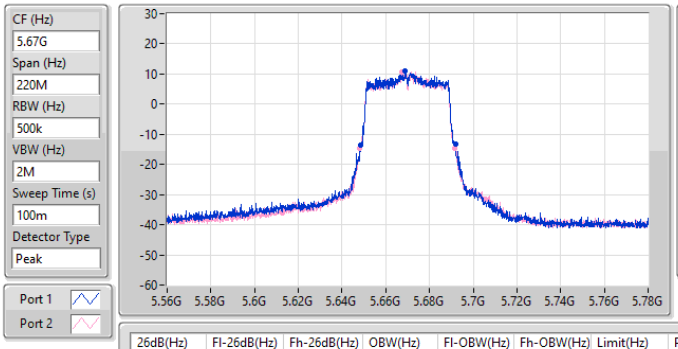


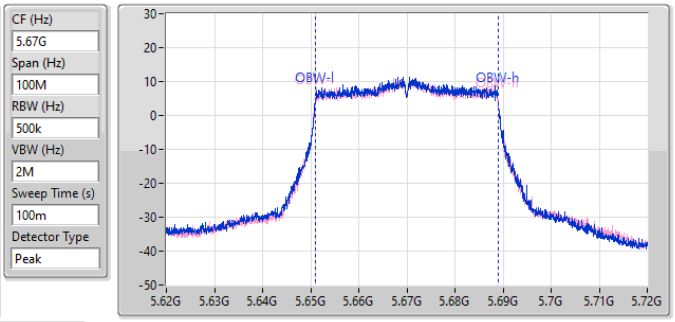


| 26dB(Hz) | Fl-26dB(Hz) | Fh-26dB(Hz) | OBW(Hz) | Fl-OBW(Hz) | Fh-OBW(Hz) | Limit(Hz) | Port |
|---|---|---|---|---|---|---|---|
| 43.23M | 5.64855G | 5.69178G | 37.91M | 5.651035G | 5.688945G | Inf | 1 |
| 43.45M | 5.64811G | 5.69156G | 37.966M | 5.651006G | 5.688972G | Inf | 2 |

**5.47-5.725GHz_802.11be EHT40_Nss1,(MCS0)_2TX** **EBW**

**5710MHz Straddle 5.47-5.725GHz**

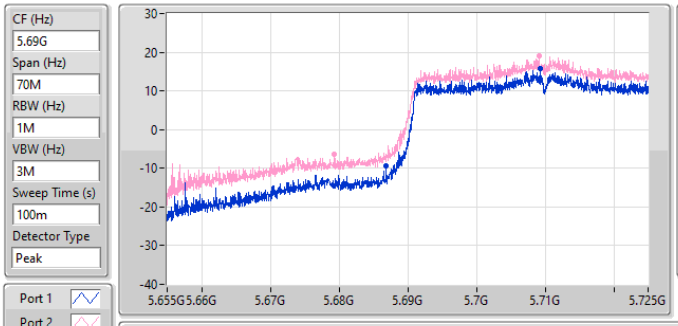


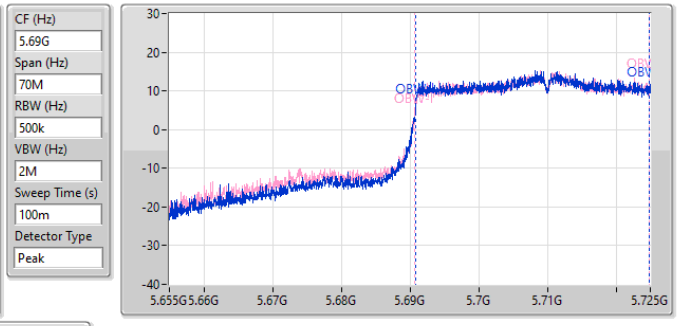


| 26dB(Hz) | Fl-26dB(Hz) | Fh-26dB(Hz) | OBW(Hz) | Fl-OBW(Hz) | Fh-OBW(Hz) | Limit(Hz) | Port |
|---|---|---|---|---|---|---|---|
| 38.15M | 5.68685G | 5.725G | 33.983M | 5.690803G | 5.724786G | Inf | 1 |
| 45.71M | 5.67929G | 5.725G | 34.182M | 5.69062G | 5.724802G | Inf | 2 |

**5.725-5.85GHz_802.11be EHT40_Nss1,(MCS0)_2TX** **EBW**

**5710MHz Straddle 5.725-5.85GHz**

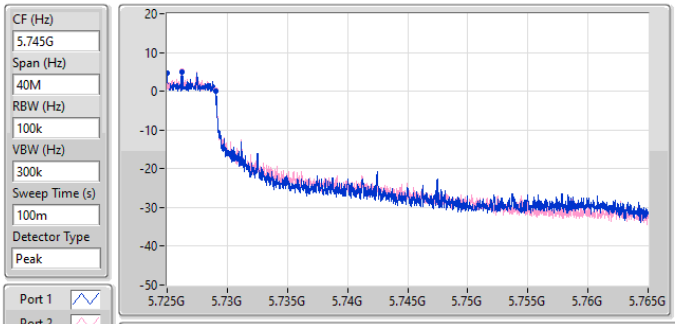


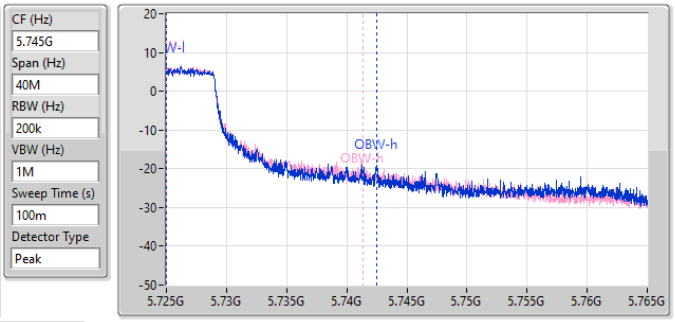


| 6dB(Hz) | Fl-6dB(Hz) | Fh-6dB(Hz) | OBW(Hz) | Fl-OBW(Hz) | Fh-OBW(Hz) | Limit(Hz) | Port |
|---|---|---|---|---|---|---|---|
| 4.04M | 5.725G | 5.72904G | 17.472M | 5.725018G | 5.742489G | 500k | 1 |
| 4.04M | 5.725G | 5.72904G | 16.379M | 5.725016G | 5.741395G | 500k | 2 |

**5.25-5.35GHz_802.11be EHT80_Nss1,(MCS0)_2TX** **EBW**

**5290MHz**

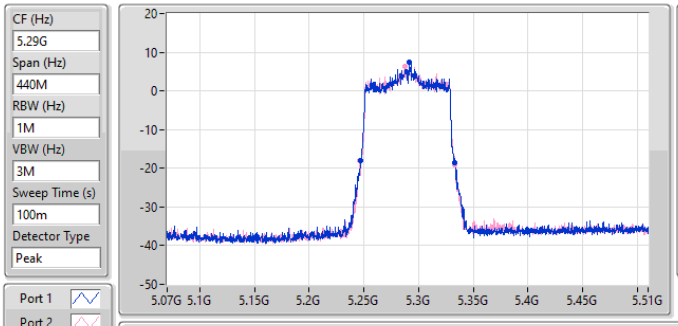


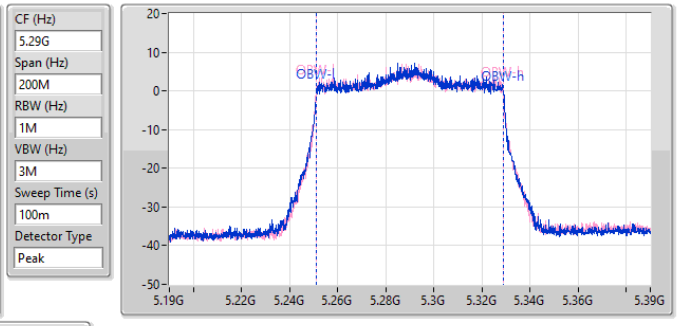


| 26dB(Hz) | Fl-26dB(Hz) | Fh-26dB(Hz) | OBW(Hz) | Fl-OBW(Hz) | Fh-OBW(Hz) | Limit(Hz) | Port |
|---|---|---|---|---|---|---|---|
| 85.8M | 5.24732G | 5.33312G | 77.571M | 5.251223G | 5.328795G | Inf | 1 |
| 87.56M | 5.24578G | 5.33334G | 77.577M | 5.251167G | 5.328744G | Inf | 2 |

**5.47-5.725GHz_802.11be EHT80_Nss1,(MCS0)_2TX** **EBW**

**5530MHz**

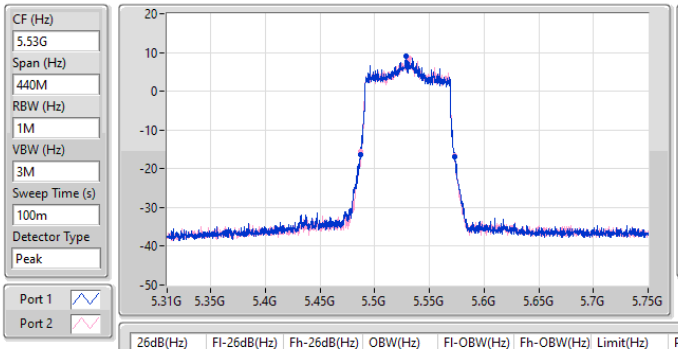


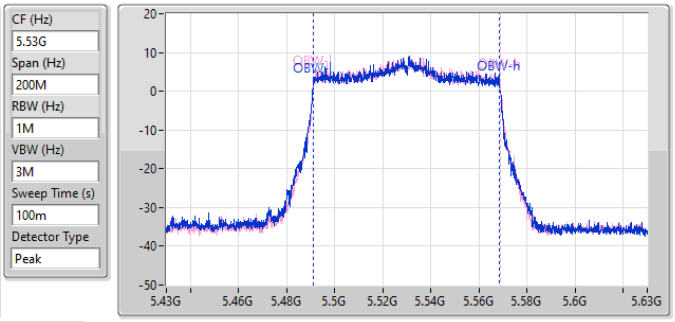


| 26dB(Hz) | Fl-26dB(Hz) | Fh-26dB(Hz) | OBW(Hz) | Fl-OBW(Hz) | Fh-OBW(Hz) | Limit(Hz) | Port |
|---|---|---|---|---|---|---|---|
| 85.8M | 5.4871G | 5.5729G | 77.531M | 5.491089G | 5.56862G | Inf | 1 |
| 85.8M | 5.48732G | 5.57312G | 77.602M | 5.491137G | 5.568739G | Inf | 2 |

**5.47-5.725GHz_802.11be EHT80_Nss1,(MCS0)_2TX** **EBW**

**5610MHz**

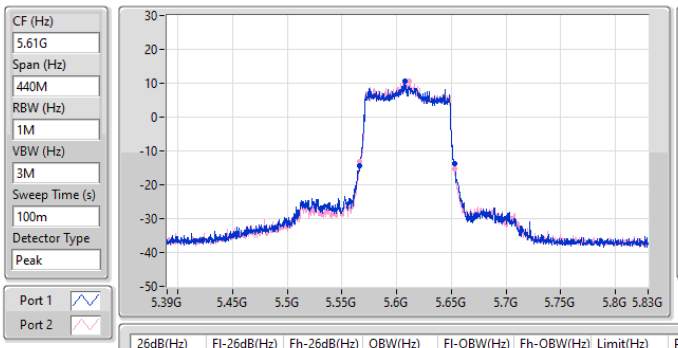


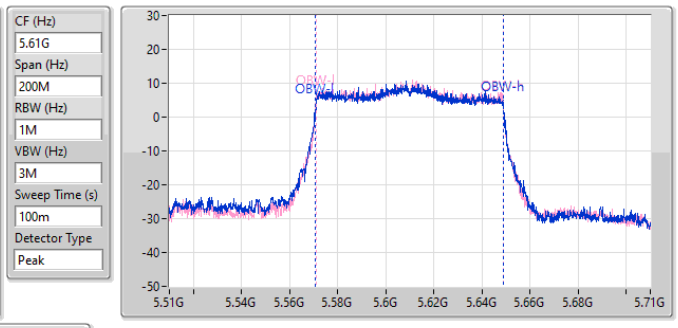


| 26dB(Hz) | Fl-26dB(Hz) | Fh-26dB(Hz) | OBW(Hz) | Fl-OBW(Hz) | Fh-OBW(Hz) | Limit(Hz) | Port |
|---|---|---|---|---|---|---|---|
| 86.9M | 5.56622G | 5.65312G | 77.88M | 5.570853G | 5.648733G | Inf | 1 |
| 87.34M | 5.56556G | 5.6529G | 77.689M | 5.571013G | 5.648702G | Inf | 2 |

**5.47-5.725GHz_802.11be EHT80_Nss1,(MCS0)_2TX** **EBW**

**5690MHz Straddle 5.47-5.725GHz**

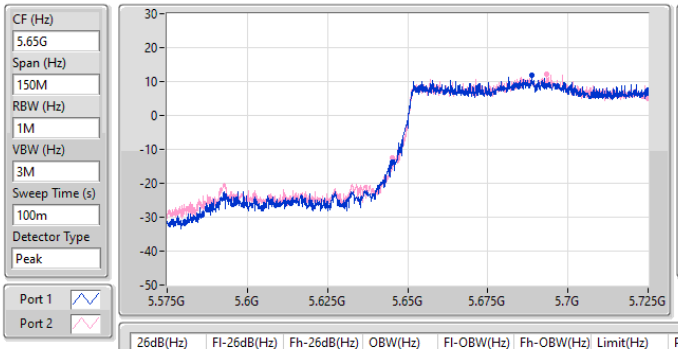


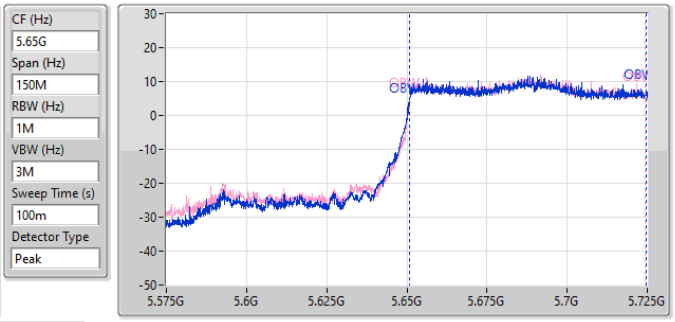


| 26dB(Hz) | Fl-26dB(Hz) | Fh-26dB(Hz) | OBW(Hz) | Fl-OBW(Hz) | Fh-OBW(Hz) | Limit(Hz) | Port |
|---|---|---|---|---|---|---|---|
| 79.8M | 5.6452G | 5.725G | 73.849M | 5.650678G | 5.724526G | Inf | 1 |
| 79.8M | 5.6452G | 5.725G | 73.604M | 5.650846G | 5.72445G | Inf | 2 |

**5.725-5.85GHz_802.11be EHT80_Nss1,(MCS0)_2TX** **EBW**

**5690MHz Straddle 5.725-5.85GHz**

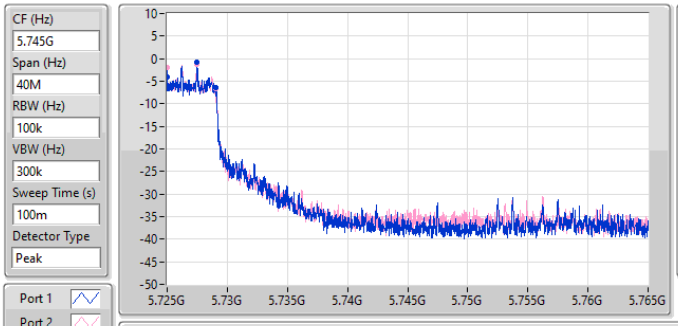


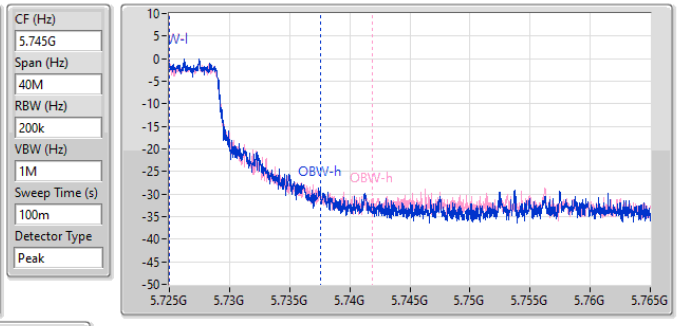


| 6dB(Hz) | Fl-6dB(Hz) | Fh-6dB(Hz) | OBW(Hz) | Fl-OBW(Hz) | Fh-OBW(Hz) | Limit(Hz) | Port |
|---|---|---|---|---|---|---|---|
| 4.04M | 5.725G | 5.72904G | 12.515M | 5.725014G | 5.737529G | 500k | 1 |
| 4.02M | 5.725G | 5.72902G | 16.867M | 5.725012G | 5.741879G | 500k | 2 |

**5.15-5.25GHz_802.11be EHT160_Nss1,(MCS0)_2TX** **EBW**

**5250MHz Straddle 5.15-5.25GHz**

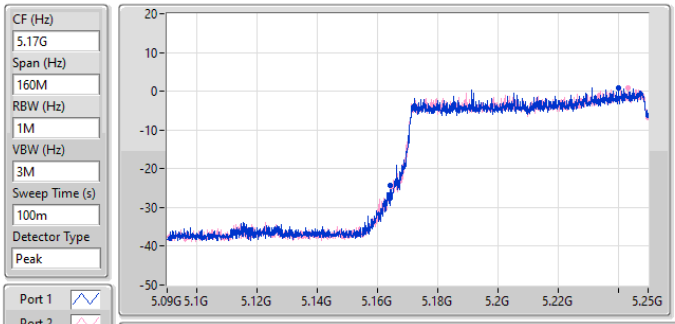


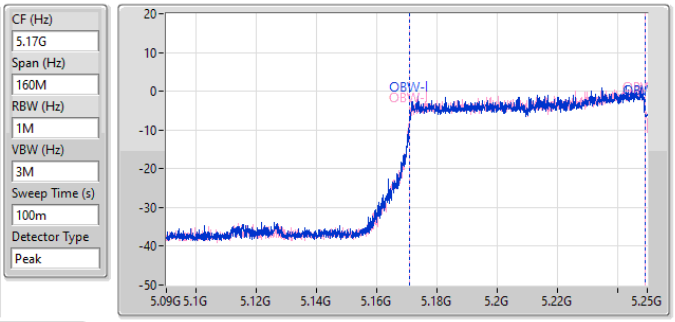


| 26dB(Hz) | Fl-26dB(Hz) | Fh-26dB(Hz) | OBW(Hz) | Fl-OBW(Hz) | Fh-OBW(Hz) | Limit(Hz) | Port |
|---|---|---|---|---|---|---|---|
| 85.84M | 5.16416G | 5.25G | 78.22M | 5.171027G | 5.249247G | Inf | 1 |
| 85.52M | 5.16448G | 5.25G | 78.16M | 5.171G | 5.24916G | Inf | 2 |

**5.25-5.35GHz_802.11be EHT160_Nss1,(MCS0)_2TX** **EBW**

**5250MHz Straddle 5.25-5.35GHz**

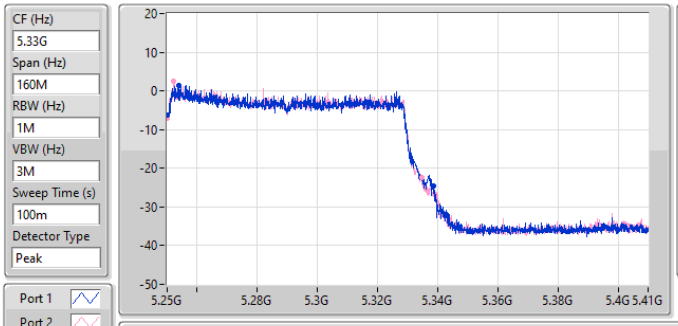


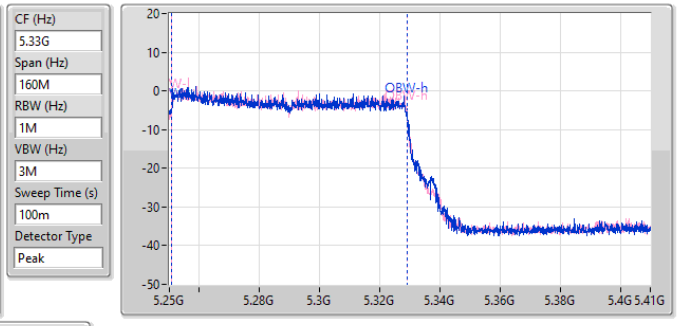


| 26dB(Hz) | Fl-26dB(Hz) | Fh-26dB(Hz) | OBW(Hz) | Fl-OBW(Hz) | Fh-OBW(Hz) | Limit(Hz) | Port |
|---|---|---|---|---|---|---|---|
| 88.72M | 5.25G | 5.33872G | 78.429M | 5.250731G | 5.32916G | Inf | 1 |
| 84.8M | 5.25G | 5.3348G | 78.185M | 5.250808G | 5.328993G | Inf | 2 |

**5.47-5.725GHz_802.11be EHT160_Nss1,(MCS0)_2TX** **EBW**

**5570MHz**

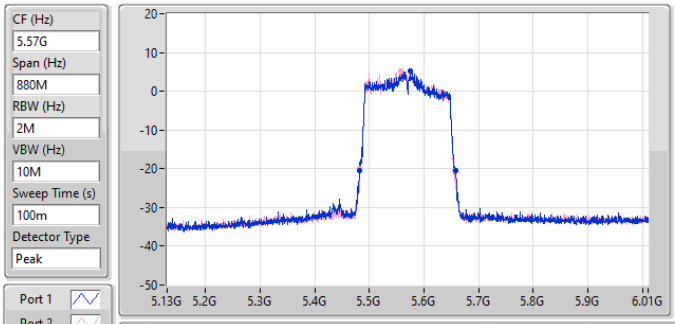


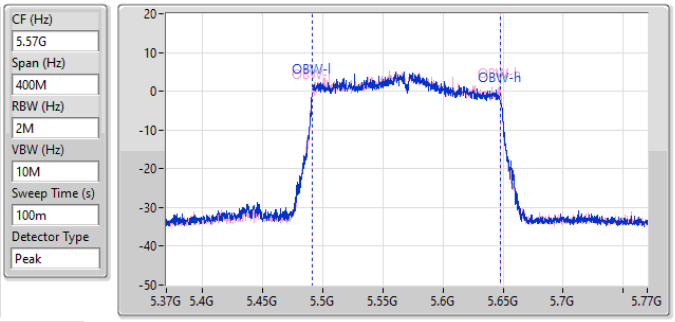


| 26dB(Hz) | Fl-26dB(Hz) | Fh-26dB(Hz) | OBW(Hz) | Fl-OBW(Hz) | Fh-OBW(Hz) | Limit(Hz) | Port |
|---|---|---|---|---|---|---|---|
| 176.88M | 5.48156G | 5.65844G | 156.837M | 5.491162G | 5.648G | Inf | 1 |
| 173.36M | 5.482G | 5.65536G | 156.714M | 5.491336G | 5.648051G | Inf | 2 |

**5.47-5.725GHz_802.11be EHT240_Nss1,(MCS0)_2TX** **EBW**

**5610MHz Straddle 5.47-5.725GHz**

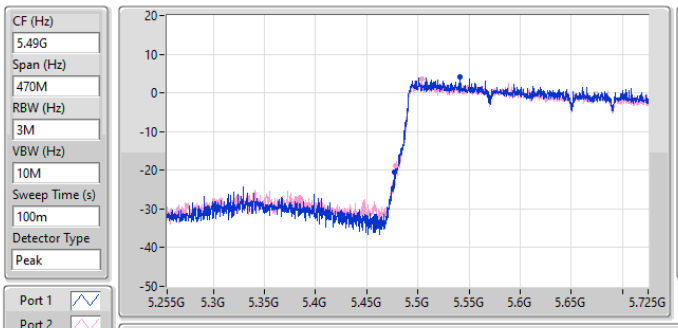


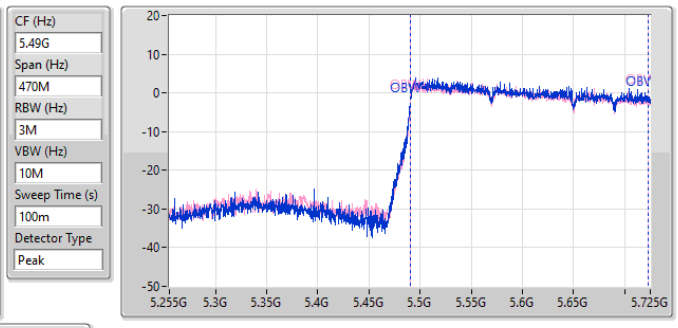


| 26dB(Hz) | Fl-26dB(Hz) | Fh-26dB(Hz) | OBW(Hz) | Fl-OBW(Hz) | Fh-OBW(Hz) | Limit(Hz) | Port |
|---|---|---|---|---|---|---|---|
| 248.16M | 5.47684G | 5.725G | 232.843M | 5.490239G | 5.723082G | Inf | 1 |
| 246.515M | 5.478485G | 5.725G | 232.902M | 5.490255G | 5.723157G | Inf | 2 |

**5.725-5.85GHz_802.11be EHT240_Nss1,(MCS0)_2TX** **EBW**

**5610MHz Straddle 5.725-5.85GHz**

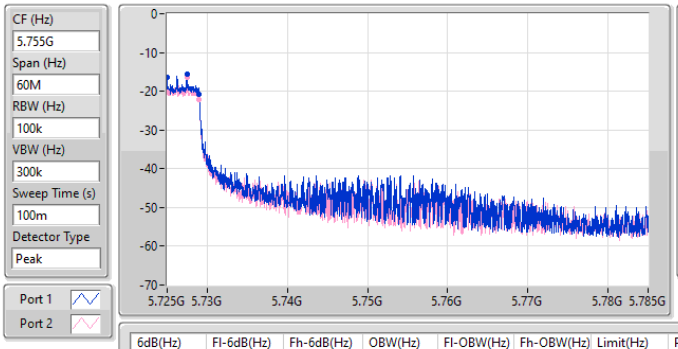


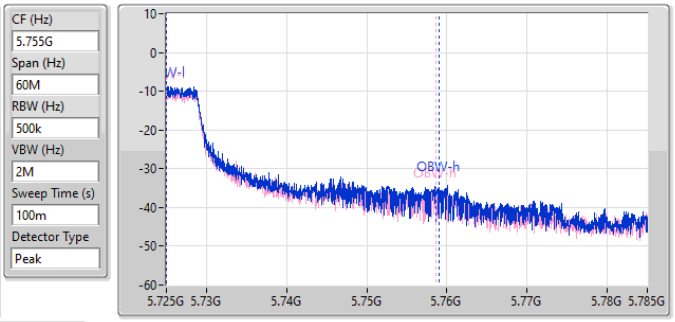


| 6dB(Hz) | Fl-6dB(Hz) | Fh-6dB(Hz) | OBW(Hz) | Fl-OBW(Hz) | Fh-OBW(Hz) | Limit(Hz) | Port |
|---|---|---|---|---|---|---|---|
| 3.99M | 5.725G | 5.72899G | 34.029M | 5.725022G | 5.759051G | 500k | 1 |
| 4.02M | 5.725G | 5.72902G | 33.639M | 5.725031G | 5.75867G | 500k | 2 |

***Non-beamforming mode***

**Summary**

| Mode | Total Power (dBm) | Total Power (W) | EIRP (dBm) | EIRP (W) |
|---|---|---|---|---|
| 5.15-5.25GHz | - | - | - | - |
| 802.11be EHT160_Nss1,(MCS0)_2TX-OFDMA | 9.74 | 0.00942 | 16.30 | 0.04266 |
| 5.25-5.35GHz | - | - | - | - |
| 802.11a_Nss1,(6Mbps)_2TX | 20.54 | 0.11324 | 27.50 | 0.56234 |
| 802.11be EHT20_Nss1,(MCS0)_2TX-OFDMA | 21.23 | 0.13274 | 28.19 | 0.65917 |
| 802.11be EHT40_Nss1,(MCS0)_2TX-OFDMA | 22.28 | 0.16904 | 29.24 | 0.83946 |
| 802.11be EHT80_Nss1,(MCS0)_2TX-OFDMA | 14.88 | 0.03076 | 21.84 | 0.15276 |
| 802.11be EHT160_Nss1,(MCS0)_2TX-OFDMA | 10.05 | 0.01012 | 17.01 | 0.05023 |
| 5.47-5.725GHz | - | - | - | - |
| 802.11a_Nss1,(6Mbps)_2TX | 20.95 | 0.12445 | 27.44 | 0.55463 |
| 802.11be EHT20_Nss1,(MCS0)_2TX-OFDMA | 21.67 | 0.14689 | 28.16 | 0.65464 |
| 802.11be EHT40_Nss1,(MCS0)_2TX-OFDMA | 23.27 | 0.21232 | 29.76 | 0.94624 |
| 802.11be EHT80_Nss1,(MCS0)_2TX-OFDMA | 20.05 | 0.10116 | 26.54 | 0.45082 |
| 802.11be EHT160_Nss1,(MCS0)_2TX-OFDMA | 13.52 | 0.02249 | 20.01 | 0.10023 |
| 802.11be EHT240_Nss1,(MCS0)_2TX-OFDMA | 11.33 | 0.01358 | 17.82 | 0.06053 |
| 5.725-5.85GHz | - | - | - | - |
| 802.11a_Nss1,(6Mbps)_2TX | 13.48 | 0.02228 | 19.95 | 0.09886 |
| 802.11be EHT20_Nss1,(MCS0)_2TX-OFDMA | 14.94 | 0.03119 | 21.41 | 0.13836 |
| 802.11be EHT40_Nss1,(MCS0)_2TX-OFDMA | 13.03 | 0.02009 | 19.50 | 0.08913 |
| 802.11be EHT80_Nss1,(MCS0)_2TX-OFDMA | 6.29 | 0.00426 | 12.76 | 0.01888 |
| 802.11be EHT240_Nss1,(MCS0)_2TX-OFDMA | -7.98 | 0.00016 | -1.51 | 0.00071 |

**Result**

| Mode | Result | DG (dBi) | Port 1 (dBm) | Port 2 (dBm) | Total Power (dBm) | Power Limit (dBm) | EIRP (dBm) | EIRP Limit (dBm) |
|---|---|---|---|---|---|---|---|---|
| 802.11a_Nss1,(6Mbps)_2TX | - | - | - | - | - | - | - | - |
| 5260MHz | Pass | 6.96 | 17.45 | 17.61 | 20.54 | 23.04 | 27.50 | 30.00 |
| 5300MHz | Pass | 6.96 | 17.49 | 17.54 | 20.53 | 23.04 | 27.49 | 30.00 |
| 5320MHz | Pass | 6.96 | 17.03 | 17.17 | 20.11 | 23.04 | 27.07 | 30.00 |
| 5500MHz | Pass | 6.49 | 17.16 | 16.85 | 20.02 | 23.51 | 26.51 | 30.00 |
| 5520MHz | Pass | 6.49 | 17.85 | 17.84 | 20.86 | 23.51 | 27.35 | 30.00 |
| 5580MHz | Pass | 6.49 | 17.97 | 17.91 | 20.95 | 23.51 | 27.44 | 30.00 |
| 5680MHz | Pass | 6.49 | 17.88 | 17.83 | 20.87 | 23.51 | 27.36 | 30.00 |
| 5700MHz | Pass | 6.49 | 16.73 | 16.77 | 19.76 | 23.51 | 26.25 | 30.00 |
| 5720MHz Straddle 5.47-5.725GHz | Pass | 6.49 | 17.58 | 17.34 | 20.47 | 22.52 | 26.96 | 29.01 |
| 5720MHz Straddle 5.725-5.85GHz | Pass | 6.47 | 10.5 | 10.44 | 13.48 | 29.53 | 19.95 | 36.00 |
| 802.11be EHT20_Nss1,(MCS0)_2TX-OFDMA | - | - | - | - | - | - | - | - |
| 5260MHz | Pass | 6.96 | 18.21 | 18.23 | 21.23 | 23.04 | 28.19 | 30.00 |
| 5300MHz | Pass | 6.96 | 18.19 | 18.21 | 21.21 | 23.04 | 28.17 | 30.00 |
| 5320MHz | Pass | 6.96 | 17.51 | 17.53 | 20.53 | 23.04 | 27.49 | 30.00 |
| 5500MHz | Pass | 6.49 | 17.68 | 17.35 | 20.53 | 23.51 | 27.02 | 30.00 |
| 5520MHz | Pass | 6.49 | 18.55 | 18.53 | 21.55 | 23.51 | 28.04 | 30.00 |
| 5580MHz | Pass | 6.49 | 18.69 | 18.63 | 21.67 | 23.51 | 28.16 | 30.00 |
| 5680MHz | Pass | 6.49 | 18.61 | 18.52 | 21.58 | 23.51 | 28.07 | 30.00 |
| 5700MHz | Pass | 6.49 | 13.55 | 13.46 | 16.52 | 23.51 | 23.01 | 30.00 |
| 5720MHz Straddle 5.47-5.725GHz | Pass | 6.49 | 17.69 | 17.74 | 20.73 | 22.68 | 27.22 | 29.17 |
| 5720MHz Straddle 5.725-5.85GHz | Pass | 6.47 | 12.01 | 11.84 | 14.94 | 29.53 | 21.41 | 36.00 |
| 802.11be EHT40_Nss1,(MCS0)_2TX-OFDMA | - | - | - | - | - | - | - | - |
| 5270MHz | Pass | 6.96 | 19.31 | 19.23 | 22.28 | 23.04 | 29.24 | 30.00 |
| 5310MHz | Pass | 6.96 | 13.88 | 13.92 | 16.91 | 23.04 | 23.87 | 30.00 |
| 5510MHz | Pass | 6.49 | 14.91 | 14.85 | 17.89 | 23.51 | 24.38 | 30.00 |
| 5550MHz | Pass | 6.49 | 17.31 | 17.44 | 20.39 | 23.51 | 26.88 | 30.00 |
| 5590MHz | Pass | 6.49 | 19.42 | 19.21 | 22.33 | 23.51 | 28.82 | 30.00 |
| 5630MHz | Pass | 6.49 | 19.36 | 19.11 | 22.25 | 23.51 | 28.74 | 30.00 |
| 5670MHz | Pass | 6.49 | 16.97 | 16.81 | 19.90 | 23.51 | 26.39 | 30.00 |
| 5710MHz Straddle 5.47-5.725GHz | Pass | 6.49 | 20.33 | 20.19 | 23.27 | 23.51 | 29.76 | 30.00 |
| 5710MHz Straddle 5.725-5.85GHz | Pass | 6.47 | 9.91 | 10.12 | 13.03 | 29.53 | 19.50 | 36.00 |
| 802.11be EHT80_Nss1,(MCS0)_2TX-OFDMA | - | - | - | - | - | - | - | - |
| 5290MHz | Pass | 6.96 | 11.75 | 11.99 | 14.88 | 23.04 | 21.84 | 30.00 |
| 5530MHz | Pass | 6.49 | 13.63 | 13.82 | 16.74 | 23.51 | 23.23 | 30.00 |
| 5610MHz | Pass | 6.49 | 16.09 | 16.25 | 19.18 | 23.51 | 25.67 | 30.00 |
| 5690MHz Straddle 5.47-5.725GHz | Pass | 6.49 | 16.84 | 17.24 | 20.05 | 23.51 | 26.54 | 30.00 |
| 5690MHz Straddle 5.725-5.85GHz | Pass | 6.47 | 3.37 | 3.18 | 6.29 | 29.53 | 12.76 | 36.00 |
| 802.11be EHT160_Nss1,(MCS0)_2TX-OFDMA | - | - | - | - | - | - | - | - |

| Mode | Result | DG (dBi) | Port 1 (dBm) | Port 2 (dBm) | Total Power (dBm) | Power Limit (dBm) | EIRP (dBm) | EIRP Limit (dBm) |
|---|---|---|---|---|---|---|---|---|
| 5250MHz Straddle 5.15-5.25GHz | Pass | 6.56 | 6.85 | 6.61 | 9.74 | 29.44 | 16.30 | 36.00 |
| 5250MHz Straddle 5.25-5.35GHz | Pass | 6.96 | 6.91 | 7.17 | 10.05 | 23.04 | 17.01 | 30.00 |
| 5570MHz | Pass | 6.49 | 10.53 | 10.49 | 13.52 | 23.51 | 20.01 | 30.00 |
| 802.11be EHT240_Nss1,(MCS0)_2TX-OFDMA | - | - | - | - | - | - | - | - |
| 5610MHz Straddle 5.47-5.725GHz | Pass | 6.49 | 8.48 | 8.16 | 11.33 | 23.51 | 17.82 | 30.00 |
| 5610MHz Straddle 5.725-5.85GHz | Pass | 6.47 | -10.55 | -11.47 | -7.98 | 29.53 | -1.51 | 36.00 |

DG = Directional Gain; Port X = Port X output power

**5.47-5.725GHz_802.11a_Nss1,(6Mbps)_2TX** **AV Power**

**5720MHz Straddle 5.47-5.725GHz_TX**

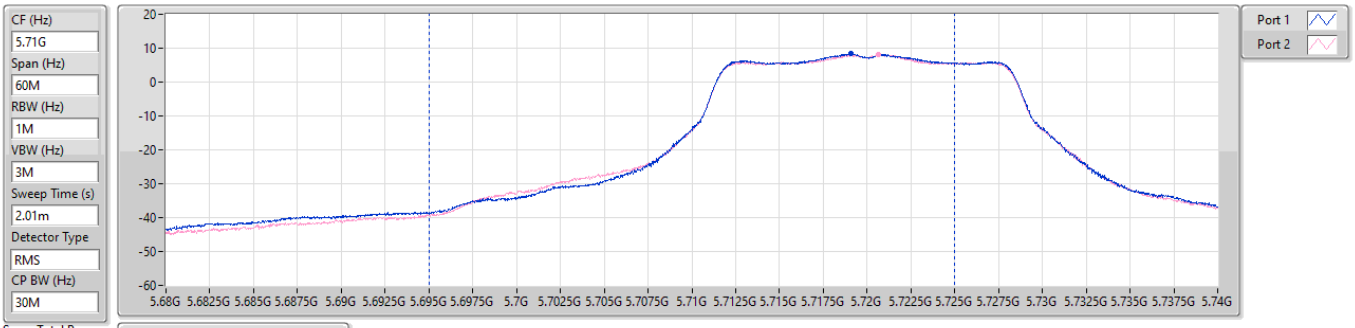


Sum=Total Power
PX=Port X

| Sum(dBm) | P1(dBm) | P2(dBm) |
|---|---|---|
| 20.47 | 17.58 | 17.34 |

**5.725-5.85GHz_802.11a_Nss1,(6Mbps)_2TX** **AV Power**

**5720MHz Straddle 5.725-5.85GHz_TX**

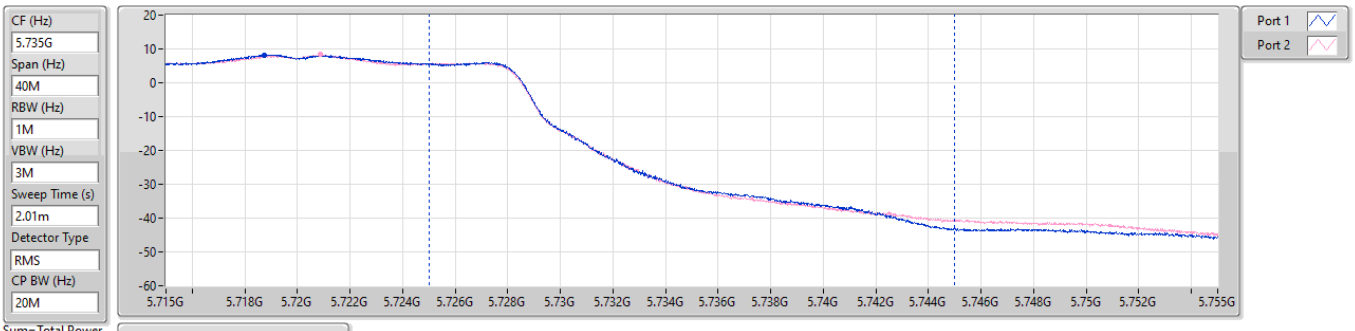


Sum=Total Power
PX=Port X

| Sum(dBm) | P1(dBm) | P2(dBm) |
|---|---|---|
| 13.48 | 10.50 | 10.44 |

**5.47-5.725GHz_802.11be EHT20_Nss1,(MCS0)_2TX** **AV Power**

**5720MHz Straddle 5.47-5.725GHz_TX**

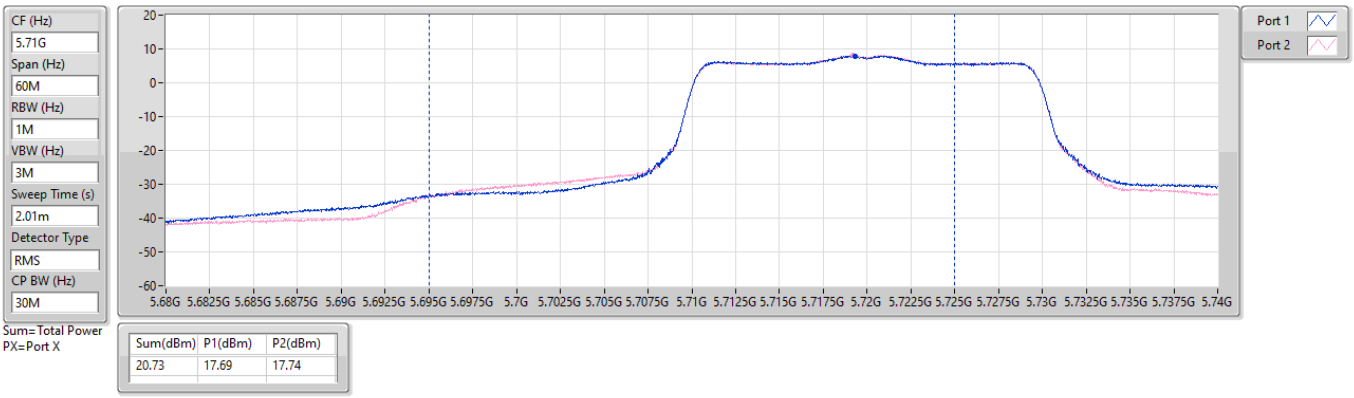


**5.725-5.85GHz_802.11be EHT20_Nss1,(MCS0)_2TX** **AV Power**

**5720MHz Straddle 5.725-5.85GHz_TX**

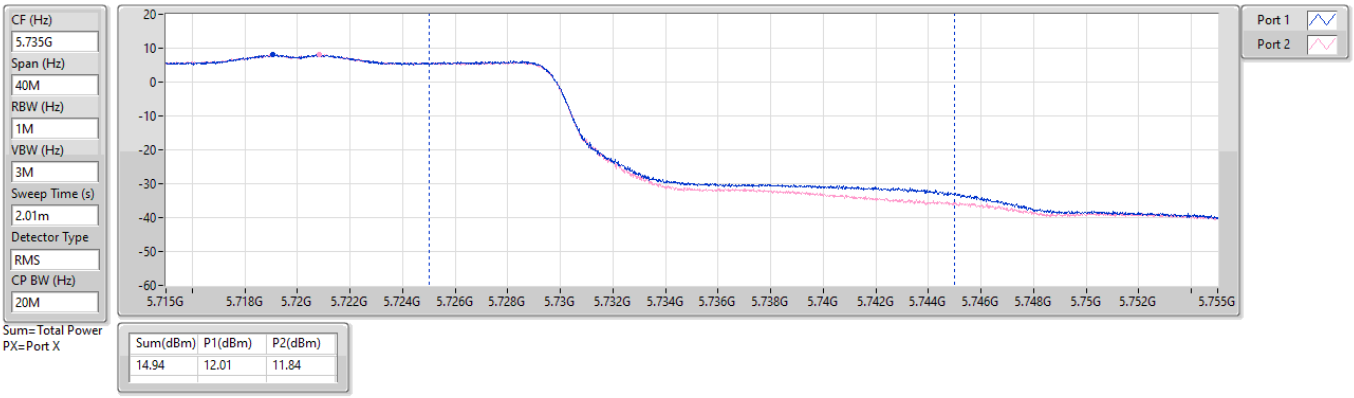

**5.47-5.725GHz_802.11be EHT40_Nss1,(MCS0)_2TX** **AV Power**

**5710MHz Straddle 5.47-5.725GHz_TX**

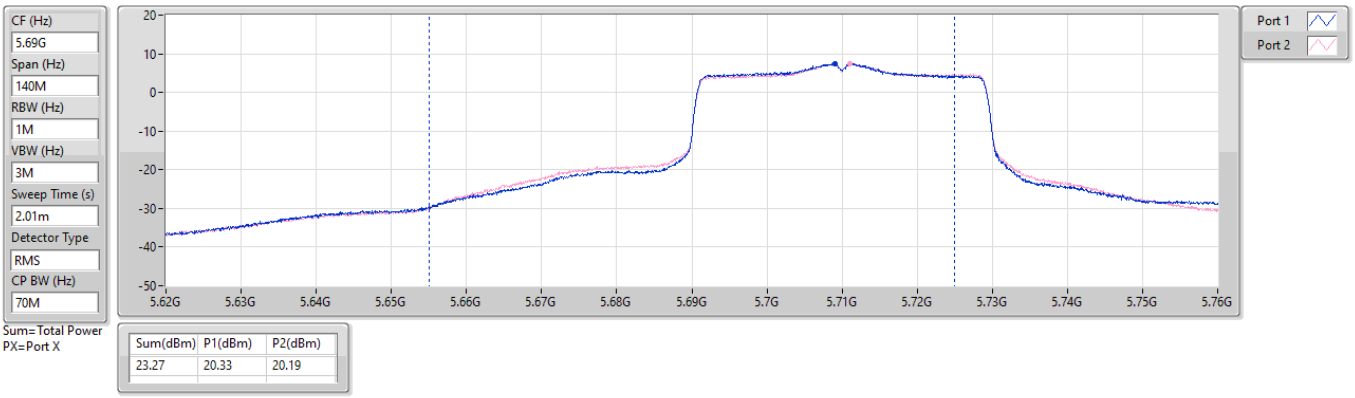


**5.725-5.85GHz_802.11be EHT40_Nss1,(MCS0)_2TX** **AV Power**

**5710MHz Straddle 5.725-5.85GHz_TX**

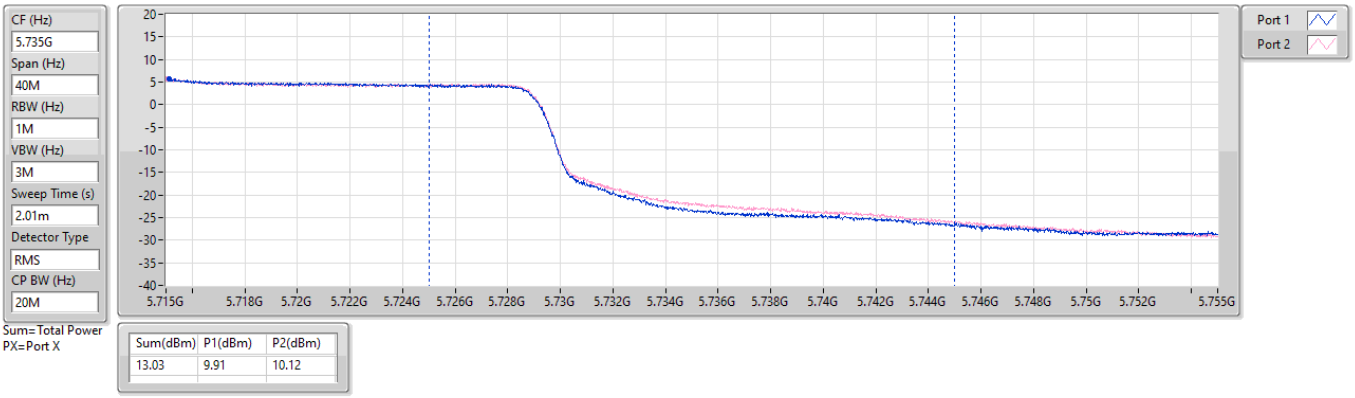

**5.47-5.725GHz_802.11be EHT80_Nss1,(MCS0)_2TX** **AV Power**

**5690MHz Straddle 5.47-5.725GHz_TX**

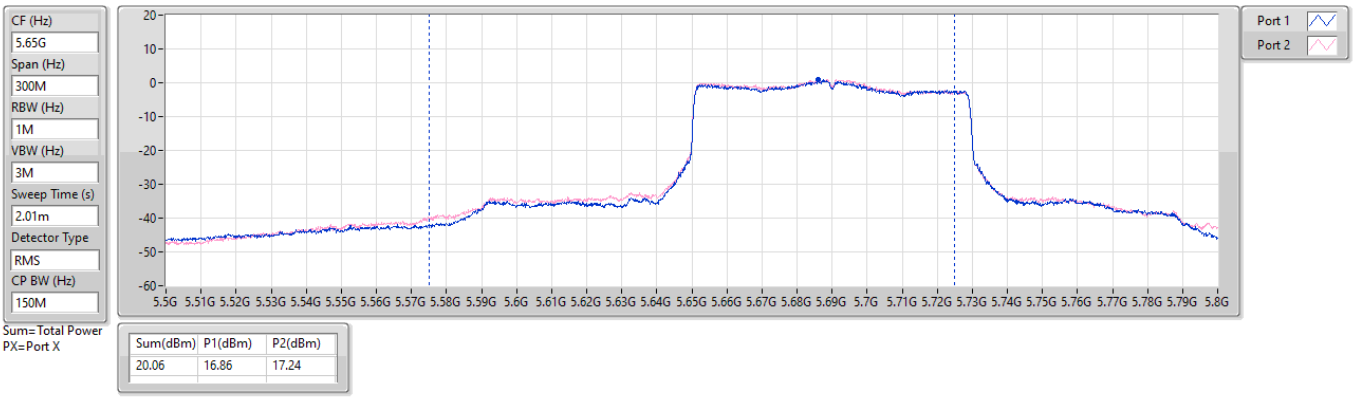


**5.725-5.85GHz_802.11be EHT80_Nss1,(MCS0)_2TX** **AV Power**

**5690MHz Straddle 5.725-5.85GHz_TX**

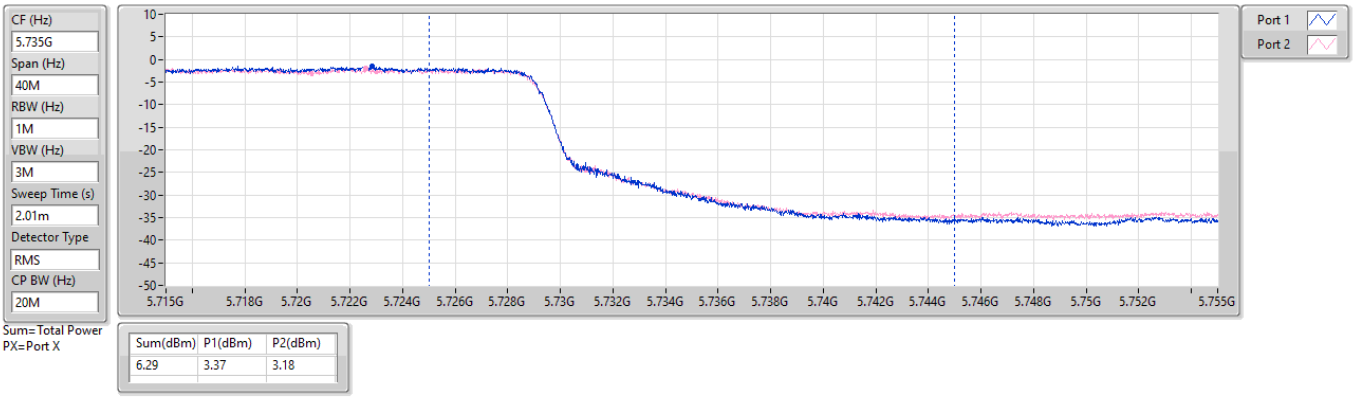

**5.15-5.25GHz_802.11be EHT160_Nss1,(MCS0)_2TX** **AV Power**

**5250MHz Straddle 5.15-5.25GHz_TX**

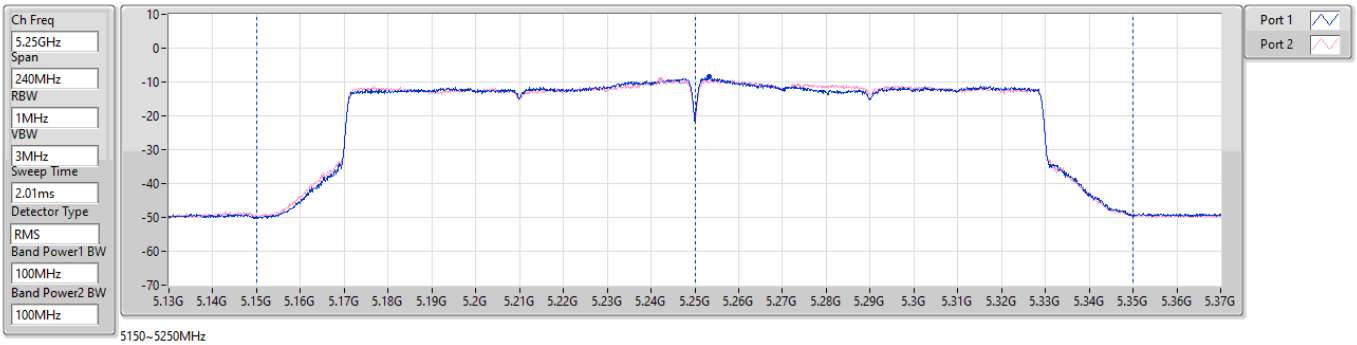


Sum=Total Power
PX=Port X

5150~5250MHz

| Sum(dBm) | P1(dBm) | P2(dBm) |
|---|---|---|
| 9.74 | 6.85 | 6.61 |

5250~5350MHz

| Sum(dBm) | P1(dBm) | P2(dBm) |
|---|---|---|
| 10.05 | 6.91 | 7.17 |

**5.47-5.725GHz_802.11be EHT240_Nss1,(MCS0)_2TX** **AV Power**

**5610MHz Straddle 5.47-5.725GHz_TX**

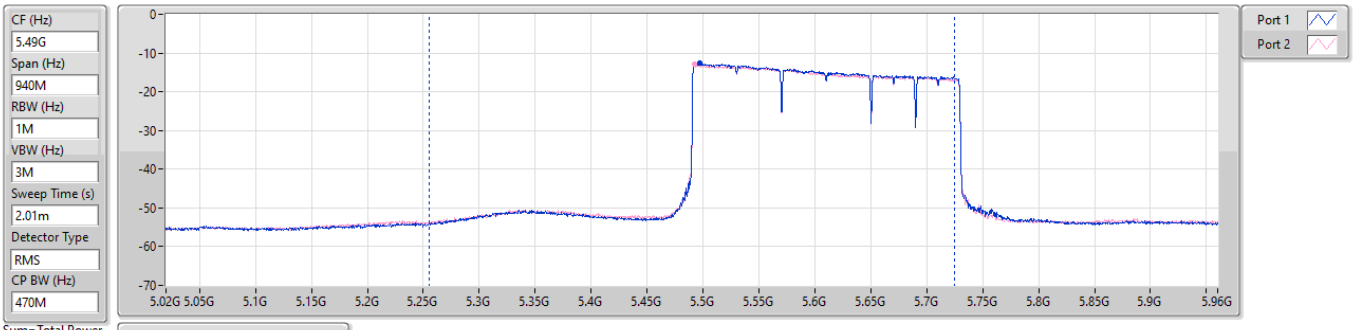


Sum=Total Power
PX=Port X

| Sum(dBm) | P1(dBm) | P2(dBm) |
|---|---|---|
| 11.33 | 8.48 | 8.16 |

**5.725-5.85GHz_802.11be EHT240_Nss1,(MCS0)_2TX** **AV Power**

**5610MHz Straddle 5.725-5.85GHz_TX**

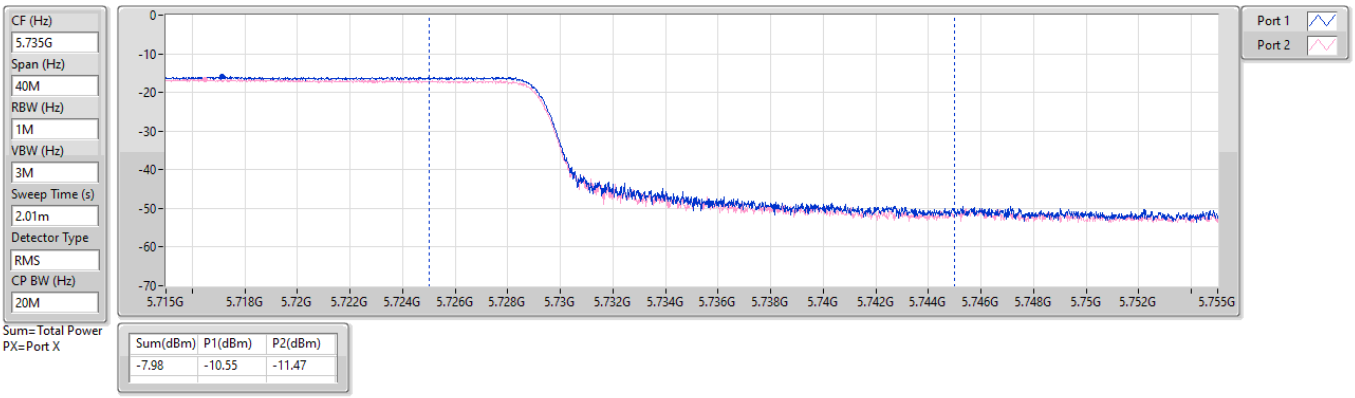

***Beamforming mode***

**Summary**

| Mode | Total Power (dBm) | Total Power (W) | EIRP (dBm) | EIRP (W) |
|---|---|---|---|---|
| 5.15-5.25GHz | - | - | - | - |
| 802.11be EHT160-BF_Nss1,(MCS0)_2TX-OFDMA | 9.12 | 0.00817 | 15.90 | 0.03890 |
| 5.25-5.35GHz | - | - | - | - |
| 802.11be EHT20-BF_Nss1,(MCS0)_2TX-OFDMA | 20.61 | 0.11508 | 28.19 | 0.65917 |
| 802.11be EHT40-BF_Nss1,(MCS0)_2TX-OFDMA | 21.66 | 0.14655 | 29.24 | 0.83946 |
| 802.11be EHT80-BF_Nss1,(MCS0)_2TX-OFDMA | 14.26 | 0.02667 | 21.84 | 0.15276 |
| 802.11be EHT160-BF_Nss1,(MCS0)_2TX-OFDMA | 9.43 | 0.00877 | 17.01 | 0.05023 |
| 5.47-5.725GHz | - | - | - | - |
| 802.11be EHT20-BF_Nss1,(MCS0)_2TX-OFDMA | 21.15 | 0.13032 | 28.16 | 0.65464 |
| 802.11be EHT40-BF_Nss1,(MCS0)_2TX-OFDMA | 22.75 | 0.18836 | 29.76 | 0.94624 |
| 802.11be EHT80-BF_Nss1,(MCS0)_2TX-OFDMA | 19.53 | 0.08974 | 26.54 | 0.45082 |
| 802.11be EHT160-BF_Nss1,(MCS0)_2TX-OFDMA | 13.00 | 0.01995 | 20.01 | 0.10023 |
| 802.11be EHT240-BF_Nss1,(MCS0)_2TX-OFDMA | 10.81 | 0.01205 | 17.82 | 0.06053 |
| 5.725-5.85GHz | - | - | - | - |
| 802.11be EHT20-BF_Nss1,(MCS0)_2TX-OFDMA | 14.42 | 0.02767 | 21.41 | 0.13836 |
| 802.11be EHT40-BF_Nss1,(MCS0)_2TX-OFDMA | 12.51 | 0.01782 | 19.50 | 0.08913 |
| 802.11be EHT80-BF_Nss1,(MCS0)_2TX-OFDMA | 5.77 | 0.00378 | 12.76 | 0.01888 |
| 802.11be EHT240-BF_Nss1,(MCS0)_2TX-OFDMA | -8.50 | 0.00014 | -1.51 | 0.00071 |

**Result**

| Mode | Result | DG (dBi) | Port 1 (dBm) | Port 2 (dBm) | Total Power (dBm) | Power Limit (dBm) | EIRP (dBm) | EIRP Limit (dBm) |
|---|---|---|---|---|---|---|---|---|
| 802.11be EHT20-BF_Nss1,(MCS0)_2TX-OFDMA | - | - | - | - | - | - | - | - |
| 5260MHz | Pass | 7.58 | 17.59 | 17.61 | 20.61 | 22.42 | 28.19 | 30.00 |
| 5300MHz | Pass | 7.58 | 17.57 | 17.59 | 20.59 | 22.42 | 28.17 | 30.00 |
| 5320MHz | Pass | 7.58 | 16.89 | 16.91 | 19.91 | 22.42 | 27.49 | 30.00 |
| 5500MHz | Pass | 7.01 | 17.16 | 16.83 | 20.01 | 22.99 | 27.02 | 30.00 |
| 5520MHz | Pass | 7.01 | 18.03 | 18.01 | 21.03 | 22.99 | 28.04 | 30.00 |
| 5580MHz | Pass | 7.01 | 18.17 | 18.11 | 21.15 | 22.99 | 28.16 | 30.00 |
| 5680MHz | Pass | 7.01 | 18.09 | 18 | 21.06 | 22.99 | 28.07 | 30.00 |
| 5700MHz | Pass | 7.01 | 13.03 | 12.94 | 16.00 | 22.99 | 23.01 | 30.00 |
| 5720MHz Straddle 5.47-5.725GHz | Pass | 7.01 | 17.17 | 17.22 | 20.21 | 22.16 | 27.22 | 29.17 |
| 5720MHz Straddle 5.725-5.85GHz | Pass | 6.99 | 11.49 | 11.32 | 14.42 | 29.01 | 21.41 | 36.00 |
| 802.11be EHT40-BF_Nss1,(MCS0)_2TX-OFDMA | - | - | - | - | - | - | - | - |
| 5270MHz | Pass | 7.58 | 18.69 | 18.61 | 21.66 | 22.42 | 29.24 | 30.00 |
| 5310MHz | Pass | 7.58 | 13.26 | 13.3 | 16.29 | 22.42 | 23.87 | 30.00 |
| 5510MHz | Pass | 7.01 | 14.39 | 14.33 | 17.37 | 22.99 | 24.38 | 30.00 |
| 5550MHz | Pass | 7.01 | 16.79 | 16.92 | 19.87 | 22.99 | 26.88 | 30.00 |
| 5590MHz | Pass | 7.01 | 18.9 | 18.69 | 21.81 | 22.99 | 28.82 | 30.00 |
| 5630MHz | Pass | 7.01 | 18.84 | 18.59 | 21.73 | 22.99 | 28.74 | 30.00 |
| 5670MHz | Pass | 7.01 | 16.45 | 16.29 | 19.38 | 22.99 | 26.39 | 30.00 |
| 5710MHz Straddle 5.47-5.725GHz | Pass | 7.01 | 19.81 | 19.67 | 22.75 | 22.99 | 29.76 | 30.00 |
| 5710MHz Straddle 5.725-5.85GHz | Pass | 6.99 | 9.39 | 9.6 | 12.51 | 29.01 | 19.50 | 36.00 |
| 802.11be EHT80-BF_Nss1,(MCS0)_2TX-OFDMA | - | - | - | - | - | - | - | - |
| 5290MHz | Pass | 7.58 | 11.13 | 11.37 | 14.26 | 22.42 | 21.84 | 30.00 |
| 5530MHz | Pass | 7.01 | 13.11 | 13.3 | 16.22 | 22.99 | 23.23 | 30.00 |
| 5610MHz | Pass | 7.01 | 15.57 | 15.73 | 18.66 | 22.99 | 25.67 | 30.00 |
| 5690MHz Straddle 5.47-5.725GHz | Pass | 7.01 | 16.32 | 16.72 | 19.53 | 22.99 | 26.54 | 30.00 |
| 5690MHz Straddle 5.725-5.85GHz | Pass | 6.99 | 2.85 | 2.66 | 5.77 | 29.01 | 12.76 | 36.00 |
| 802.11be EHT160-BF_Nss1,(MCS0)_2TX-OFDMA | - | - | - | - | - | - | - | - |
| 5250MHz Straddle 5.15-5.25GHz | Pass | 6.78 | 6.23 | 5.99 | 9.12 | 29.22 | 15.90 | 36.00 |
| 5250MHz Straddle 5.25-5.35GHz | Pass | 7.58 | 6.29 | 6.55 | 9.43 | 22.42 | 17.01 | 30.00 |
| 5570MHz | Pass | 7.01 | 10.01 | 9.97 | 13.00 | 22.99 | 20.01 | 30.00 |
| 802.11be EHT240-BF_Nss1,(MCS0)_2TX-OFDMA | - | - | - | - | - | - | - | - |
| 5610MHz Straddle 5.47-5.725GHz | Pass | 7.01 | 7.96 | 7.64 | 10.81 | 22.99 | 17.82 | 30.00 |
| 5610MHz Straddle 5.725-5.85GHz | Pass | 6.99 | -11.07 | -11.99 | -8.50 | 29.01 | -1.51 | 36.00 |

DG = Directional Gain; Port X = Port X output power
DG Gain refers to antenna reports

**Summary**

| Mode | PD (dBm/RBW) | EIRP PD (dBm/RBW) |
|---|---|---|
| 5.15-5.25GHz | - | - |
| 802.11be EHT160_Nss1,(MCS0)_2TX-OFDMA | -7.94 | -1.16 |
| 5.25-5.35GHz | - | - |
| 802.11a_Nss1,(6Mbps)_2TX | 9.32 | 16.90 |
| 802.11be EHT20_Nss1,(MCS0)_2TX-OFDMA | 9.20 | 16.78 |
| 802.11be EHT40_Nss1,(MCS0)_2TX-OFDMA | 7.69 | 15.27 |
| 802.11be EHT80_Nss1,(MCS0)_2TX-OFDMA | -2.04 | 5.54 |
| 802.11be EHT160_Nss1,(MCS0)_2TX-OFDMA | -7.13 | 0.45 |
| 5.47-5.725GHz | - | - |
| 802.11a_Nss1,(6Mbps)_2TX | 9.82 | 16.83 |
| 802.11be EHT20_Nss1,(MCS0)_2TX-OFDMA | 9.88 | 16.89 |
| 802.11be EHT40_Nss1,(MCS0)_2TX-OFDMA | 8.88 | 15.89 |
| 802.11be EHT80_Nss1,(MCS0)_2TX-OFDMA | 3.04 | 10.05 |
| 802.11be EHT160_Nss1,(MCS0)_2TX-OFDMA | -6.60 | 0.41 |
| 802.11be EHT240_Nss1,(MCS0)_2TX-OFDMA | -11.55 | -4.54 |
| 5.725-5.85GHz | - | - |
| 802.11a_Nss1,(6Mbps)_2TX | 5.84 | 12.83 |
| 802.11be EHT20_Nss1,(MCS0)_2TX-OFDMA | 6.03 | 13.02 |
| 802.11be EHT40_Nss1,(MCS0)_2TX-OFDMA | 4.60 | 11.59 |
| 802.11be EHT80_Nss1,(MCS0)_2TX-OFDMA | -1.76 | 5.23 |
| 802.11be EHT240_Nss1,(MCS0)_2TX-OFDMA | -16.50 | -9.51 |

RBW = 500kHz for 5.725-5.85GHz band / 1MHz for other band;

**Result**

| Mode | Result | DG (dBi) | Port 1 (dBm/RBW) | Port 2 (dBm/RBW) | PD (dBm/RBW) | PD Limit (dBm/RBW) | EIRP PD (dBm/RBW) | EIRP PD Limit (dBm/RBW) |
|---|---|---|---|---|---|---|---|---|
| 802.11a_Nss1,(6Mbps)_2TX | - | - | - | - | - | - | - | - |
| 5260MHz | Pass | 7.58 | 6.38 | 6.24 | 9.29 | 9.42 | 16.87 | 17.00 |
| 5300MHz | Pass | 7.58 | 6.49 | 6.32 | 9.32 | 9.42 | 16.90 | 17.00 |
| 5320MHz | Pass | 7.58 | 6.01 | 5.94 | 8.96 | 9.42 | 16.54 | 17.00 |
| 5500MHz | Pass | 7.01 | 5.69 | 5.33 | 8.52 | 9.99 | 15.53 | 17.00 |
| 5580MHz | Pass | 7.01 | 6.67 | 7.04 | 9.82 | 9.99 | 16.83 | 17.00 |
| 5700MHz | Pass | 7.01 | 5.17 | 5.51 | 8.30 | 9.99 | 15.31 | 17.00 |
| 5720MHz Straddle 5.47-5.725GHz | Pass | 7.01 | 6.84 | 6.73 | 9.72 | 9.99 | 16.73 | 17.00 |
| 5720MHz Straddle 5.725-5.85GHz | Pass | 6.99 | 3.02 | 2.88 | 5.84 | 29.01 | 12.83 | 36.00 |
| 802.11be EHT20_Nss1,(MCS0)_2TX-OFDMA | - | - | - | - | - | - | - | - |
| 5260MHz | Pass | 7.58 | 6.32 | 6.32 | 9.20 | 9.42 | 16.78 | 17.00 |
| 5300MHz | Pass | 7.58 | 6.15 | 5.89 | 8.99 | 9.42 | 16.57 | 17.00 |
| 5320MHz | Pass | 7.58 | 5.56 | 5.6 | 8.51 | 9.42 | 16.09 | 17.00 |
| 5500MHz | Pass | 7.01 | 5.73 | 5.62 | 8.54 | 9.99 | 15.55 | 17.00 |
| 5580MHz | Pass | 7.01 | 6.86 | 6.88 | 9.88 | 9.99 | 16.89 | 17.00 |
| 5700MHz | Pass | 7.01 | 1.36 | 1.72 | 4.47 | 9.99 | 11.48 | 17.00 |
| 5720MHz Straddle 5.47-5.725GHz | Pass | 7.01 | 6.66 | 6.75 | 9.68 | 9.99 | 16.69 | 17.00 |
| 5720MHz Straddle 5.725-5.85GHz | Pass | 6.99 | 3.16 | 3.06 | 6.03 | 29.01 | 13.02 | 36.00 |
| 802.11be EHT40_Nss1,(MCS0)_2TX-OFDMA | - | - | - | - | - | - | - | - |
| 5270MHz | Pass | 7.58 | 4.88 | 4.76 | 7.69 | 9.42 | 15.27 | 17.00 |
| 5310MHz | Pass | 7.58 | -0.87 | -1.15 | 1.98 | 9.42 | 9.56 | 17.00 |
| 5510MHz | Pass | 7.01 | 0.53 | 0.36 | 3.44 | 9.99 | 10.45 | 17.00 |
| 5590MHz | Pass | 7.01 | 4.72 | 4.92 | 7.76 | 9.99 | 14.77 | 17.00 |
| 5670MHz | Pass | 7.01 | 2.00 | 2.09 | 4.97 | 9.99 | 11.98 | 17.00 |
| 5710MHz Straddle 5.47-5.725GHz | Pass | 7.01 | 6.08 | 5.97 | 8.88 | 9.99 | 15.89 | 17.00 |
| 5710MHz Straddle 5.725-5.85GHz | Pass | 6.99 | 1.56 | 1.8 | 4.60 | 29.01 | 11.59 | 36.00 |
| 802.11be EHT80_Nss1,(MCS0)_2TX-OFDMA | - | - | - | - | - | - | - | - |
| 5290MHz | Pass | 7.58 | -4.52 | -5.25 | -2.04 | 9.42 | 5.54 | 17.00 |
| 5530MHz | Pass | 7.01 | -2.84 | -3.07 | -0.11 | 9.99 | 6.90 | 17.00 |
| 5610MHz | Pass | 7.01 | -1.08 | -0.59 | 2.10 | 9.99 | 9.11 | 17.00 |
| 5690MHz Straddle 5.47-5.725GHz | Pass | 7.01 | -0.32 | 0.63 | 3.04 | 9.99 | 10.05 | 17.00 |
| 5690MHz Straddle 5.725-5.85GHz | Pass | 6.99 | -4.63 | -4.6 | -1.76 | 29.01 | 5.23 | 36.00 |
| 802.11be EHT160_Nss1,(MCS0)_2TX-OFDMA | - | - | - | - | - | - | - | - |
| 5250MHz Straddle 5.15-5.25GHz | Pass | 6.78 | -10.56 | -10.99 | -7.94 | 16.22 | -1.16 | 23.00 |
| 5250MHz Straddle 5.25-5.35GHz | Pass | 7.58 | -10.11 | -10.1 | -7.13 | 9.42 | 0.45 | 17.00 |
| 5570MHz | Pass | 7.01 | -9.07 | -9.40 | -6.60 | 9.99 | 0.41 | 17.00 |
| 802.11be EHT240_Nss1,(MCS0)_2TX-OFDMA | - | - | - | - | - | - | - | - |
| 5610MHz Straddle 5.47-5.725GHz | Pass | 7.01 | -14.37 | -14.72 | -11.55 | 9.99 | -4.54 | 17.00 |

| Mode | Result | DG (dBi) | Port 1 (dBm/RBW) | Port 2 (dBm/RBW) | PD (dBm/RBW) | PD Limit (dBm/RBW) | EIRP PD (dBm/RBW) | EIRP PD Limit (dBm/RBW) |
|---|---|---|---|---|---|---|---|---|
| 5610MHz Straddle 5.725-5.85GHz | Pass | 6.99 | -19.13 | -19.83 | -16.50 | 29.01 | -9.51 | 36.00 |

DG = Directional Gain; RBW = 500kHz for 5.725-5.85GHz band / 1MHz for other band;
PD = trace bin-by-bin of each transmits port summing can be performed maximum power density; Port X = Port X Power Density;
DG Gain refers to antenna reports

**5.25-5.35GHz_802.11a_Nss1,(6Mbps)_2TX** **PSD**

**5260MHz**

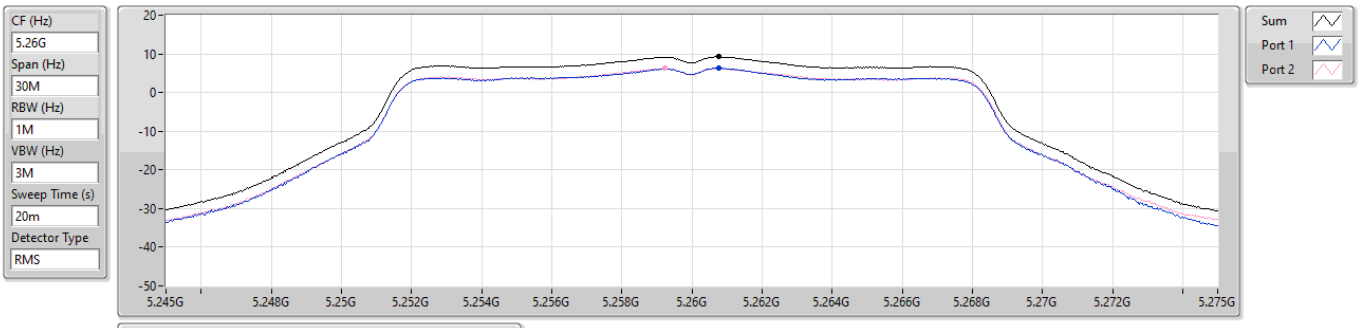


| Sum | PD | Port 1 | Port 2 |
|---|---|---|---|
| (dBm/RBW) | (dBm/RBW) | (dBm/RBW) | (dBm/RBW) |
| 9.29 | 9.29 | 6.38 | 6.24 |

**5.25-5.35GHz_802.11a_Nss1,(6Mbps)_2TX** **PSD**

**5300MHz**

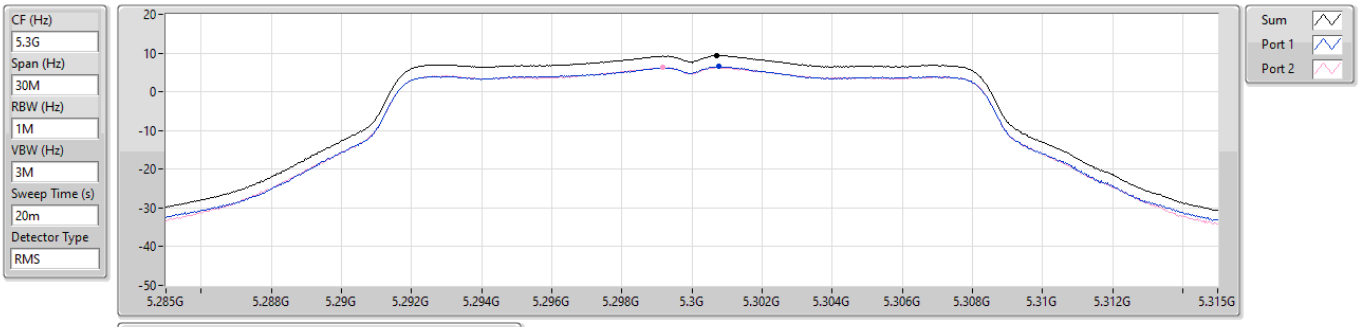


| Sum | PD | Port 1 | Port 2 |
|---|---|---|---|
| (dBm/RBW) | (dBm/RBW) | (dBm/RBW) | (dBm/RBW) |
| 9.32 | 9.32 | 6.49 | 6.32 |

**5.25-5.35GHz_802.11a_Nss1,(6Mbps)_2TX** **PSD**

**5320MHz**

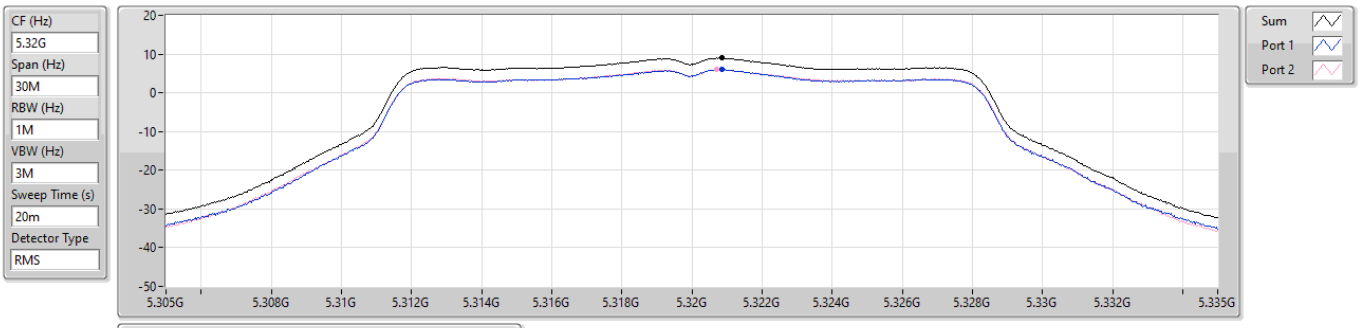


| Sum | PD | Port 1 | Port 2 |
|---|---|---|---|
| (dBm/RBW) | (dBm/RBW) | (dBm/RBW) | (dBm/RBW) |
| 8.96 | 8.96 | 6.01 | 5.94 |

**5.47-5.725GHz_802.11a_Nss1,(6Mbps)_2TX** **PSD**

**5500MHz**

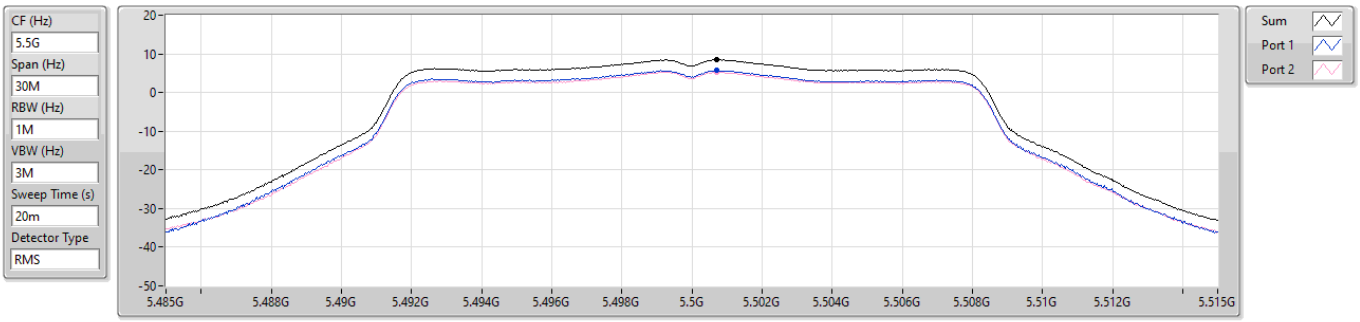


| Sum | PD | Port 1 | Port 2 |
|---|---|---|---|
| (dBm/RBW) | (dBm/RBW) | (dBm/RBW) | (dBm/RBW) |
| 8.52 | 8.52 | 5.69 | 5.33 |

**5.47-5.725GHz_802.11a_Nss1,(6Mbps)_2TX** **PSD**

**5580MHz**

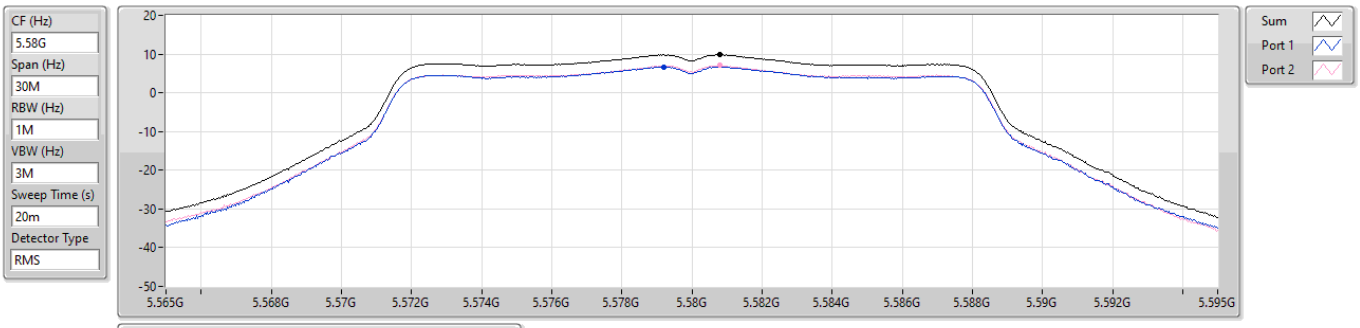


| Sum | PD | Port 1 | Port 2 |
|---|---|---|---|
| (dBm/RBW) | (dBm/RBW) | (dBm/RBW) | (dBm/RBW) |
| 9.82 | 9.82 | 6.67 | 7.04 |

**5.47-5.725GHz_802.11a_Nss1,(6Mbps)_2TX** **PSD**

**5700MHz**

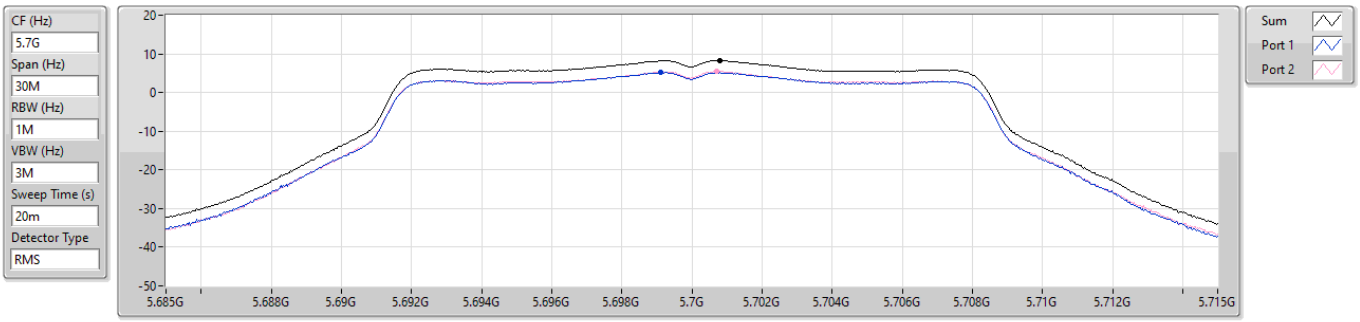


| Sum | PD | Port 1 | Port 2 |
|---|---|---|---|
| (dBm/RBW) | (dBm/RBW) | (dBm/RBW) | (dBm/RBW) |
| 8.30 | 8.30 | 5.17 | 5.51 |

**5.47-5.725GHz_802.11a_Nss1,(6Mbps)_2TX** **PSD**

**5720MHz Straddle 5.47-5.725GHz**

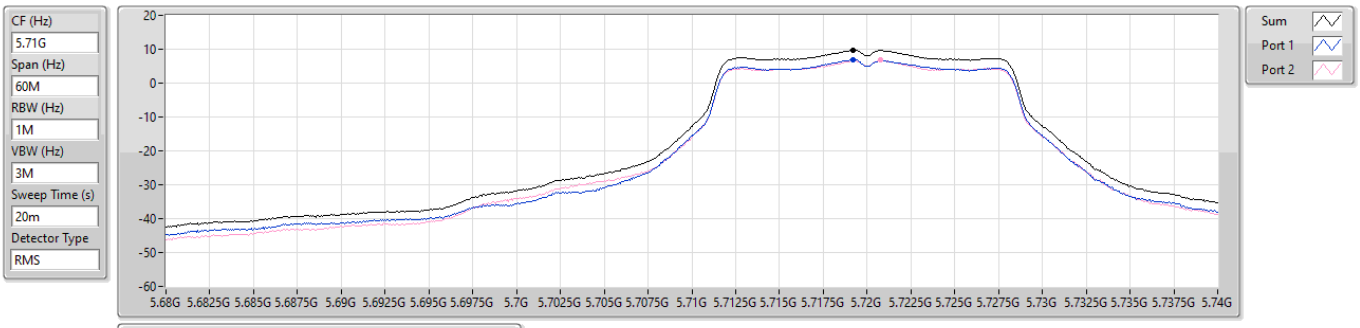


| Sum | PD | Port 1 | Port 2 |
|---|---|---|---|
| (dBm/RBW) | (dBm/RBW) | (dBm/RBW) | (dBm/RBW) |
| 9.72 | 9.72 | 6.84 | 6.73 |

**5.725-5.85GHz_802.11a_Nss1,(6Mbps)_2TX** **PSD**

**5720MHz Straddle 5.725-5.85GHz**

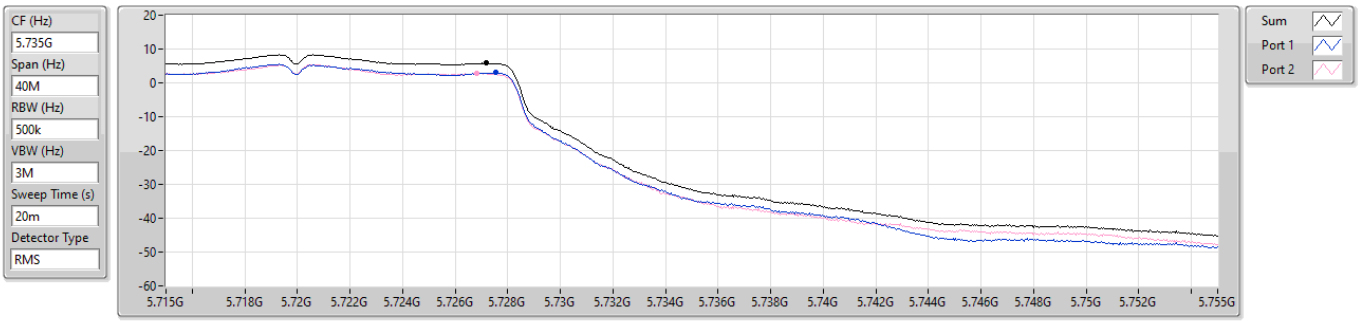


| Sum | PD | Port 1 | Port 2 |
|---|---|---|---|
| (dBm/RBW) | (dBm/RBW) | (dBm/RBW) | (dBm/RBW) |
| 5.84 | 5.84 | 3.02 | 2.88 |

**5.25-5.35GHz_802.11be EHT20_Nss1,(MCS0)_2TX** **PSD**

**5260MHz**

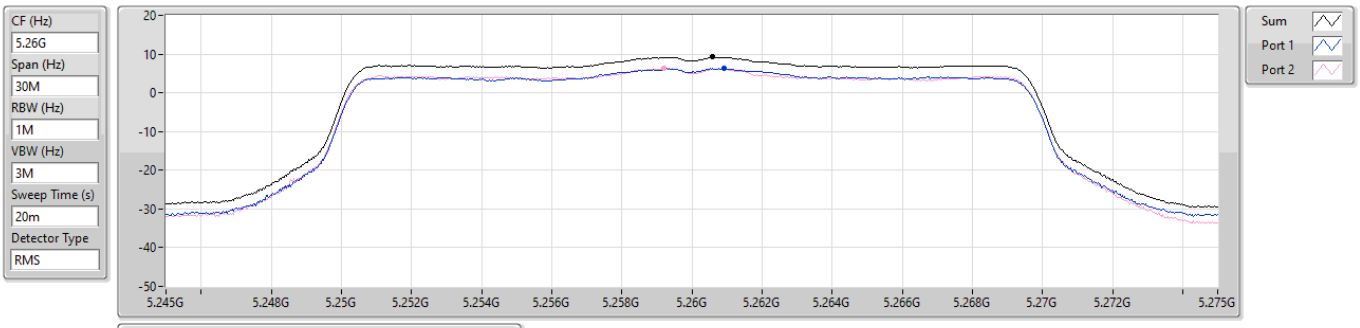


| Sum | PD | Port 1 | Port 2 |
|---|---|---|---|
| (dBm/RBW) | (dBm/RBW) | (dBm/RBW) | (dBm/RBW) |
| 9.20 | 9.20 | 6.32 | 6.32 |

**5.25-5.35GHz_802.11be EHT20_Nss1,(MCS0)_2TX** **PSD**

**5300MHz**

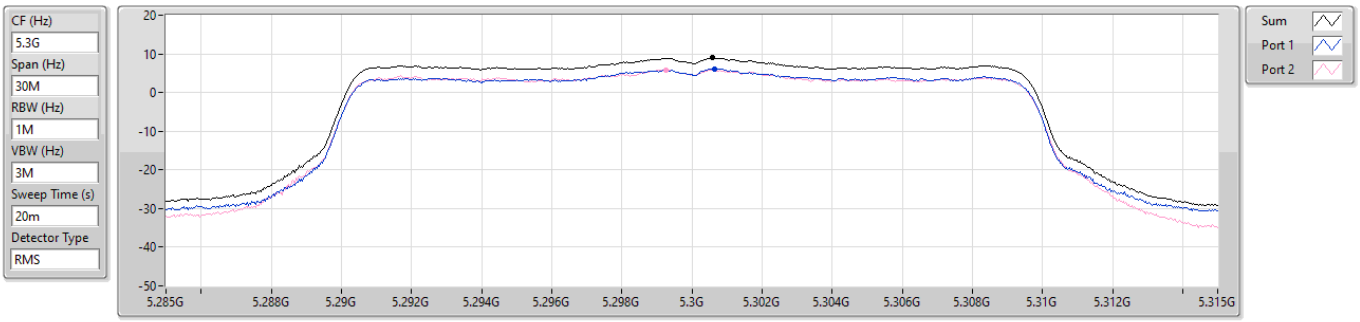


| Sum | PD | Port 1 | Port 2 |
|---|---|---|---|
| (dBm/RBW) | (dBm/RBW) | (dBm/RBW) | (dBm/RBW) |
| 8.99 | 8.99 | 6.15 | 5.89 |

**5.25-5.35GHz_802.11be EHT20_Nss1,(MCS0)_2TX** **PSD**

**5320MHz**

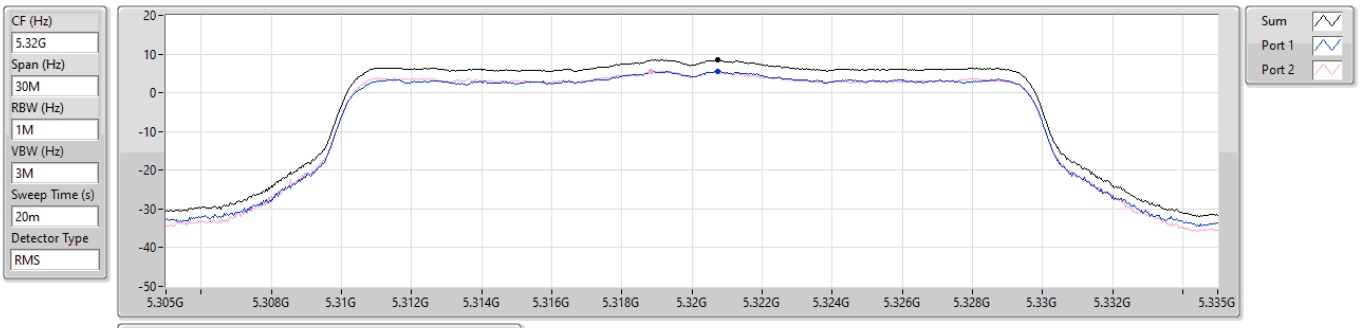


| Sum | PD | Port 1 | Port 2 |
|---|---|---|---|
| (dBm/RBW) | (dBm/RBW) | (dBm/RBW) | (dBm/RBW) |
| 8.51 | 8.51 | 5.56 | 5.60 |

**5.47-5.725GHz_802.11be EHT20_Nss1,(MCS0)_2TX** **PSD**

**5500MHz**

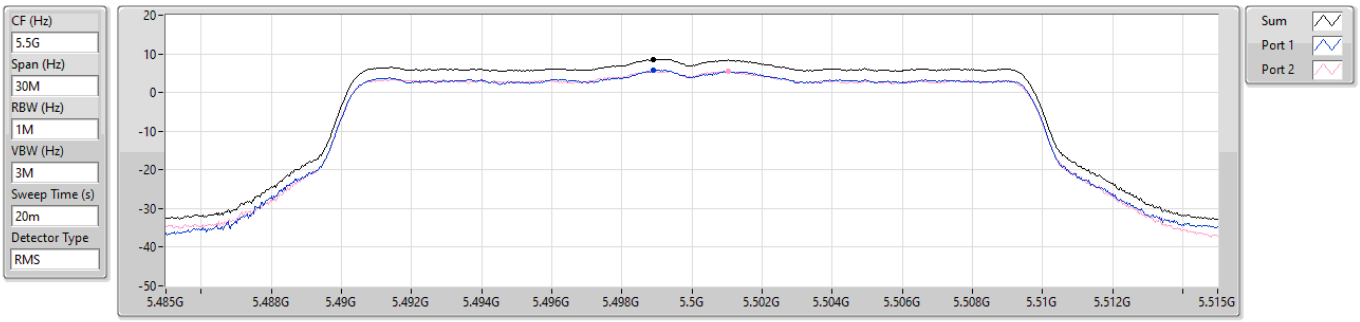


| Sum | PD | Port 1 | Port 2 |
|---|---|---|---|
| (dBm/RBW) | (dBm/RBW) | (dBm/RBW) | (dBm/RBW) |
| 8.54 | 8.54 | 5.73 | 5.62 |

**5.47-5.725GHz_802.11be EHT20_Nss1,(MCS0)_2TX** **PSD**

**5580MHz**

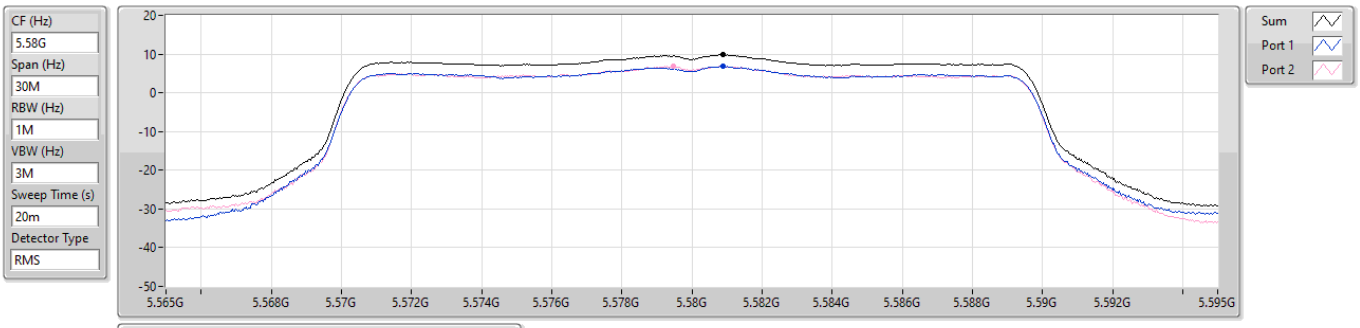


| Sum | PD | Port 1 | Port 2 |
|---|---|---|---|
| (dBm/RBW) | (dBm/RBW) | (dBm/RBW) | (dBm/RBW) |
| 9.88 | 9.88 | 6.86 | 6.88 |

**5.47-5.725GHz_802.11be EHT20_Nss1,(MCS0)_2TX** **PSD**

**5700MHz**

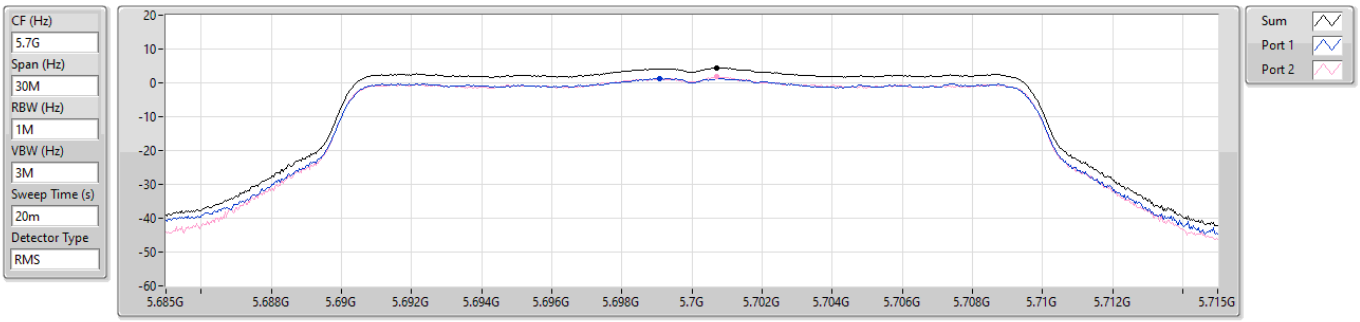


| Sum | PD | Port 1 | Port 2 |
|---|---|---|---|
| (dBm/RBW) | (dBm/RBW) | (dBm/RBW) | (dBm/RBW) |
| 4.47 | 4.47 | 1.36 | 1.72 |

**5.47-5.725GHz_802.11be EHT20_Nss1,(MCS0)_2TX** **PSD**

**5720MHz Straddle 5.47-5.725GHz**

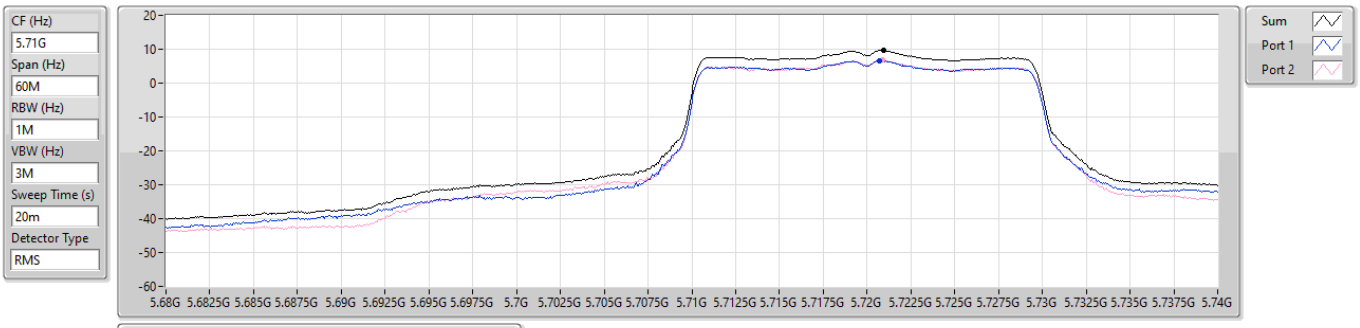


| Sum | PD | Port 1 | Port 2 |
|---|---|---|---|
| (dBm/RBW) | (dBm/RBW) | (dBm/RBW) | (dBm/RBW) |
| 9.68 | 9.68 | 6.66 | 6.75 |

**5.725-5.85GHz_802.11be EHT20_Nss1,(MCS0)_2TX** **PSD**

**5720MHz Straddle 5.725-5.85GHz**

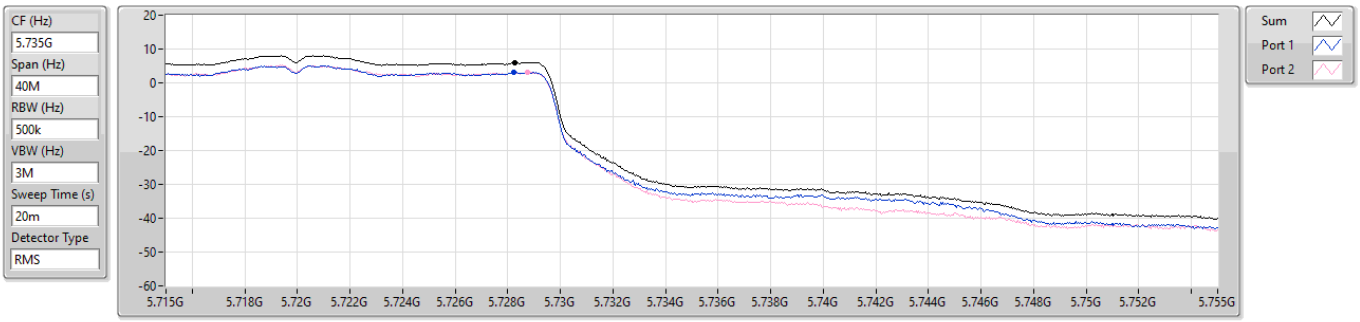


| Sum | PD | Port 1 | Port 2 |
|---|---|---|---|
| (dBm/RBW) | (dBm/RBW) | (dBm/RBW) | (dBm/RBW) |
| 6.03 | 6.03 | 3.16 | 3.06 |

**5.25-5.35GHz_802.11be EHT40_Nss1,(MCS0)_2TX** **PSD**

**5270MHz**

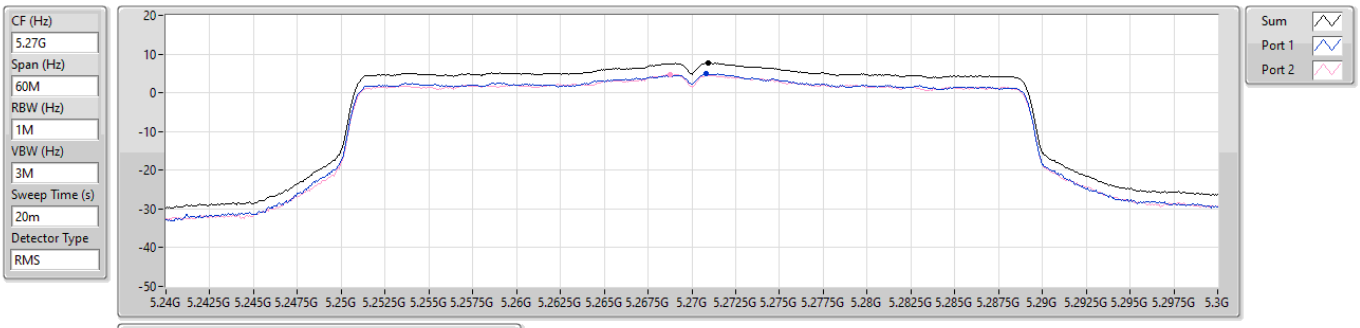


| Sum | PD | Port 1 | Port 2 |
|---|---|---|---|
| (dBm/RBW) | (dBm/RBW) | (dBm/RBW) | (dBm/RBW) |
| 7.69 | 7.69 | 4.88 | 4.76 |

**5.25-5.35GHz_802.11be EHT40_Nss1,(MCS0)_2TX** **PSD**

**5310MHz**

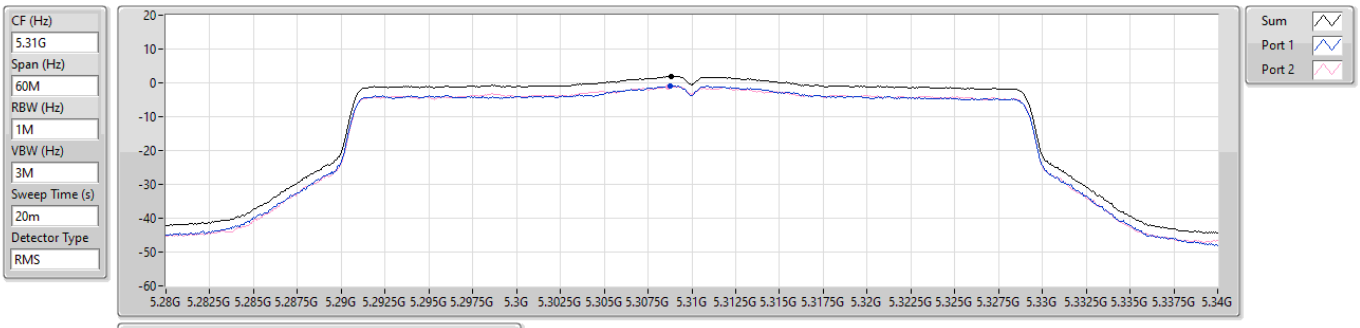


| Sum | PD | Port 1 | Port 2 |
|---|---|---|---|
| (dBm/RBW) | (dBm/RBW) | (dBm/RBW) | (dBm/RBW) |
| 1.98 | 1.98 | -0.87 | -1.15 |

**5.47-5.725GHz_802.11be EHT40_Nss1,(MCS0)_2TX** **PSD**

**5510MHz**

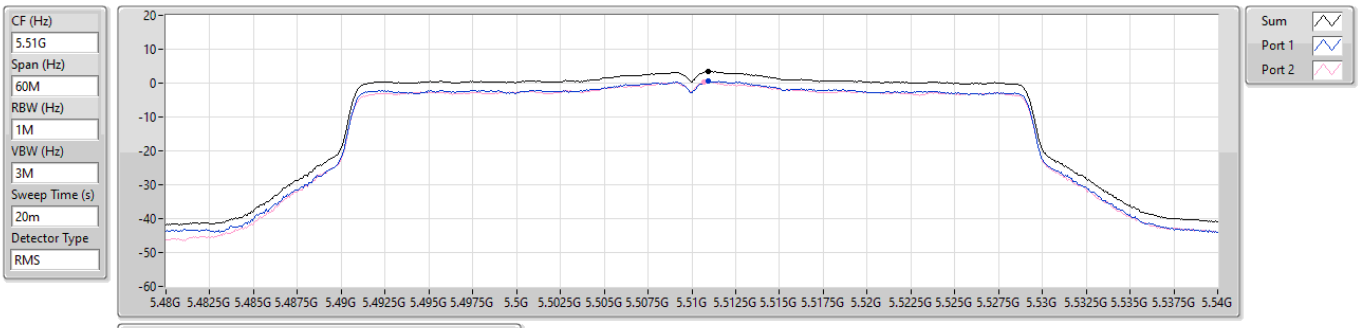


| Sum | PD | Port 1 | Port 2 |
|---|---|---|---|
| (dBm/RBW) | (dBm/RBW) | (dBm/RBW) | (dBm/RBW) |
| 3.44 | 3.44 | 0.53 | 0.36 |

**5.47-5.725GHz_802.11be EHT40_Nss1,(MCS0)_2TX** **PSD**

**5590MHz**

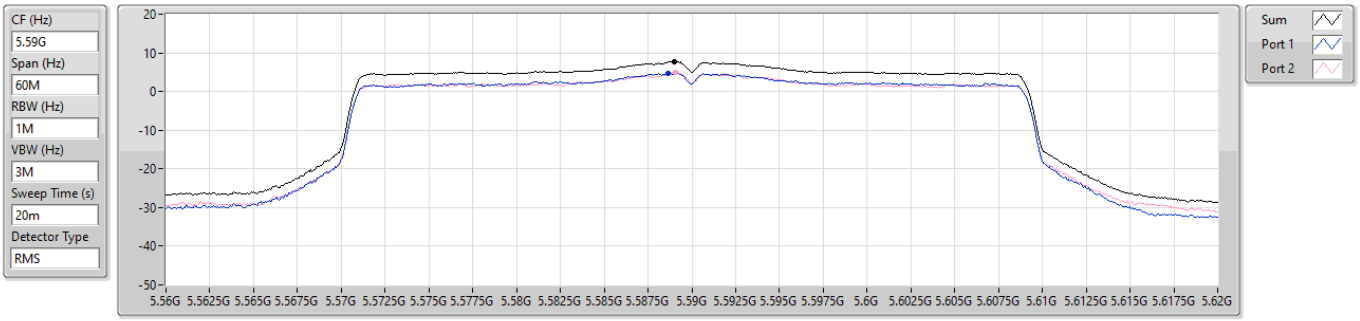


| Sum | PD | Port 1 | Port 2 |
|---|---|---|---|
| (dBm/RBW) | (dBm/RBW) | (dBm/RBW) | (dBm/RBW) |
| 7.76 | 7.76 | 4.72 | 4.92 |

**5.47-5.725GHz_802.11be EHT40_Nss1,(MCS0)_2TX** **PSD**

**5670MHz**

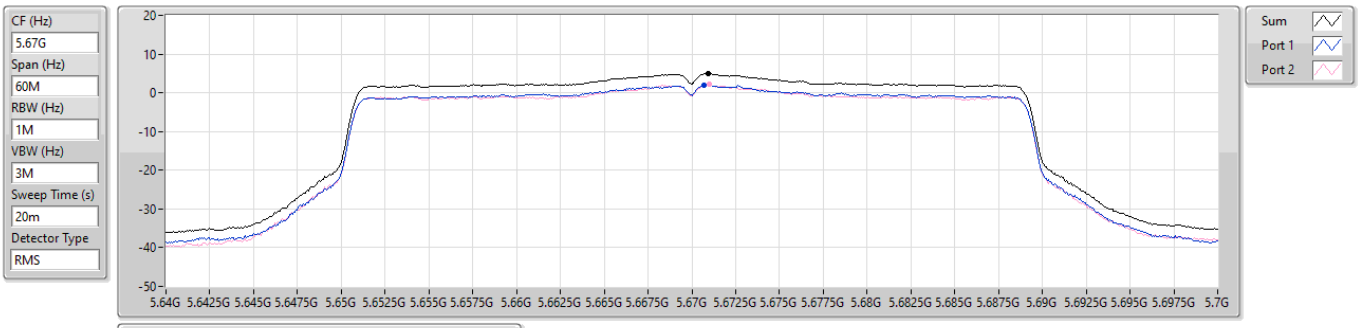


| Sum | PD | Port 1 | Port 2 |
|---|---|---|---|
| (dBm/RBW) | (dBm/RBW) | (dBm/RBW) | (dBm/RBW) |
| 4.97 | 4.97 | 2.00 | 2.09 |

**5.47-5.725GHz_802.11be EHT40_Nss1,(MCS0)_2TX** **PSD**

**5710MHz Straddle 5.47-5.725GHz**

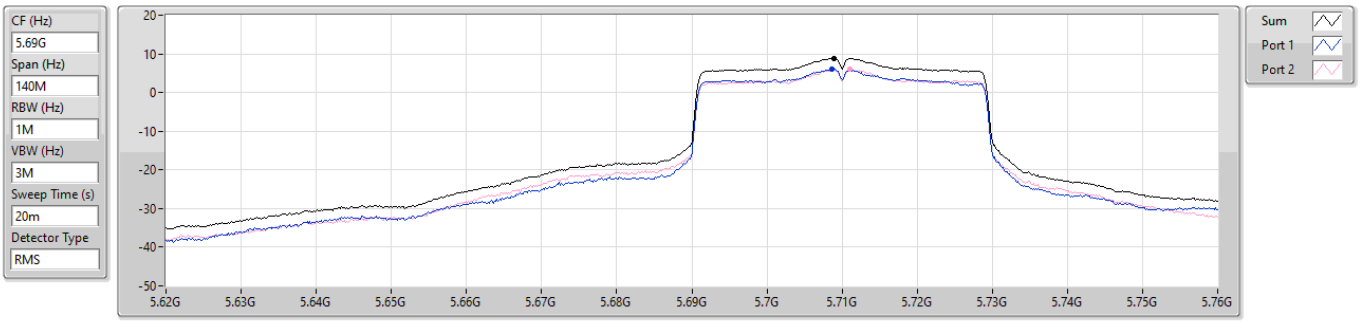


| Sum | PD | Port 1 | Port 2 |
|---|---|---|---|
| (dBm/RBW) | (dBm/RBW) | (dBm/RBW) | (dBm/RBW) |
| 8.88 | 8.88 | 6.08 | 5.97 |

**5.725-5.85GHz_802.11be EHT40_Nss1,(MCS0)_2TX** **PSD**

**5710MHz Straddle 5.725-5.85GHz**

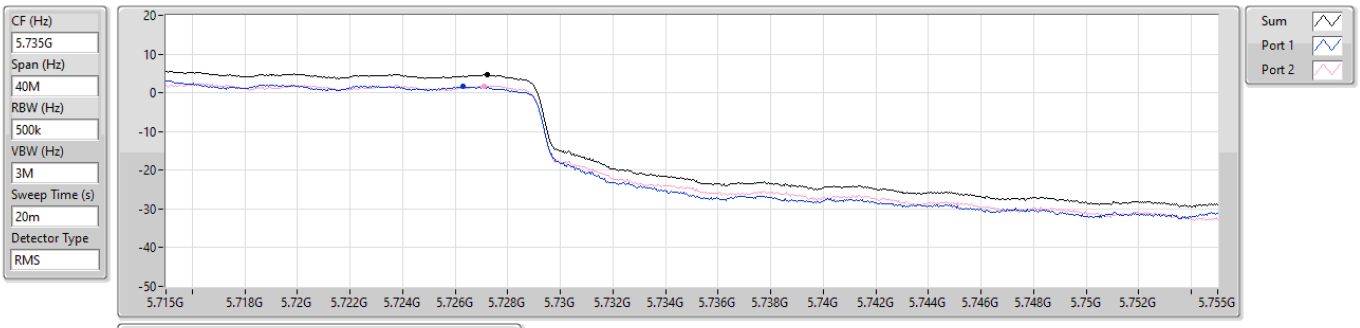


| Sum | PD | Port 1 | Port 2 |
|---|---|---|---|
| (dBm/RBW) | (dBm/RBW) | (dBm/RBW) | (dBm/RBW) |
| 4.60 | 4.60 | 1.56 | 1.80 |

**5.25-5.35GHz_802.11be EHT80_Nss1,(MCS0)_2TX** **PSD**

**5290MHz**

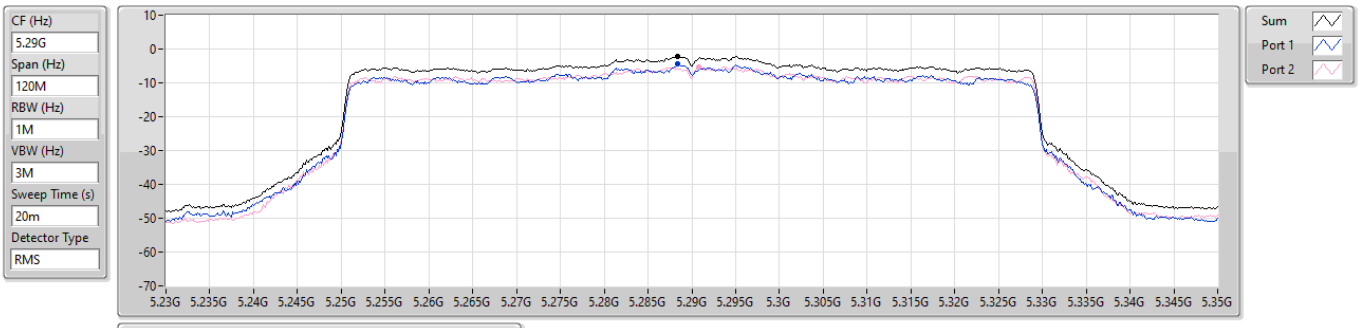


| Sum | PD | Port 1 | Port 2 |
|---|---|---|---|
| (dBm/RBW) | (dBm/RBW) | (dBm/RBW) | (dBm/RBW) |
| -2.04 | -2.04 | -4.52 | -5.25 |

**5.47-5.725GHz_802.11be EHT80_Nss1,(MCS0)_2TX** **PSD**

**5530MHz**

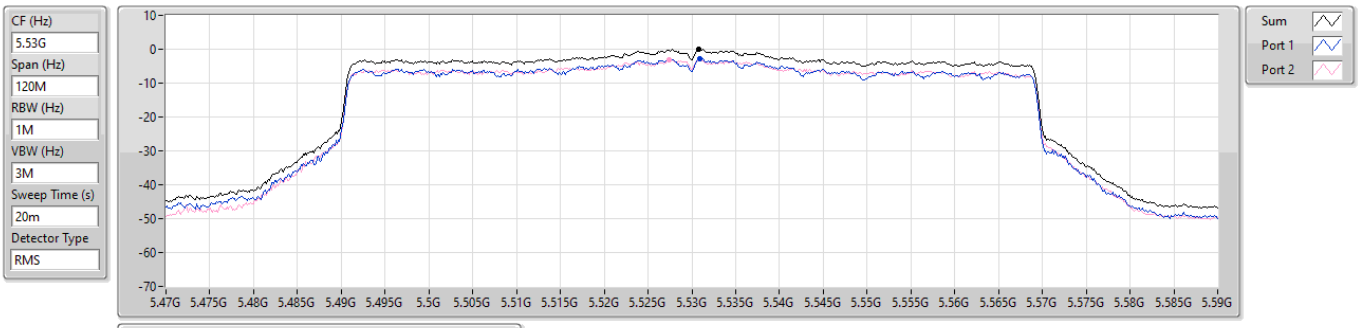


| Sum | PD | Port 1 | Port 2 |
|---|---|---|---|
| (dBm/RBW) | (dBm/RBW) | (dBm/RBW) | (dBm/RBW) |
| -0.11 | -0.11 | -2.84 | -3.07 |

**5.47-5.725GHz_802.11be EHT80_Nss1,(MCS0)_2TX** **PSD**

**5610MHz**

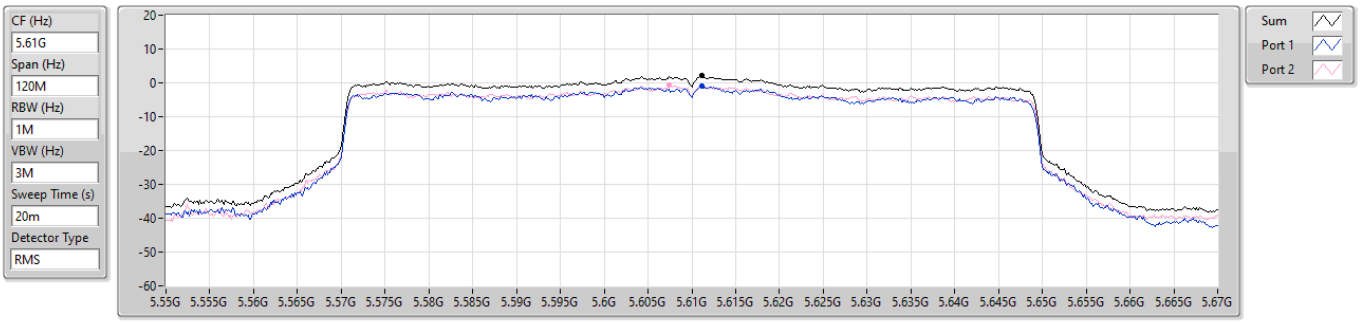


| Sum | PD | Port 1 | Port 2 |
|---|---|---|---|
| (dBm/RBW) | (dBm/RBW) | (dBm/RBW) | (dBm/RBW) |
| 2.10 | 2.10 | -1.08 | -0.59 |

**5.47-5.725GHz_802.11be EHT80_Nss1,(MCS0)_2TX** **PSD**

**5690MHz Straddle 5.47-5.725GHz**

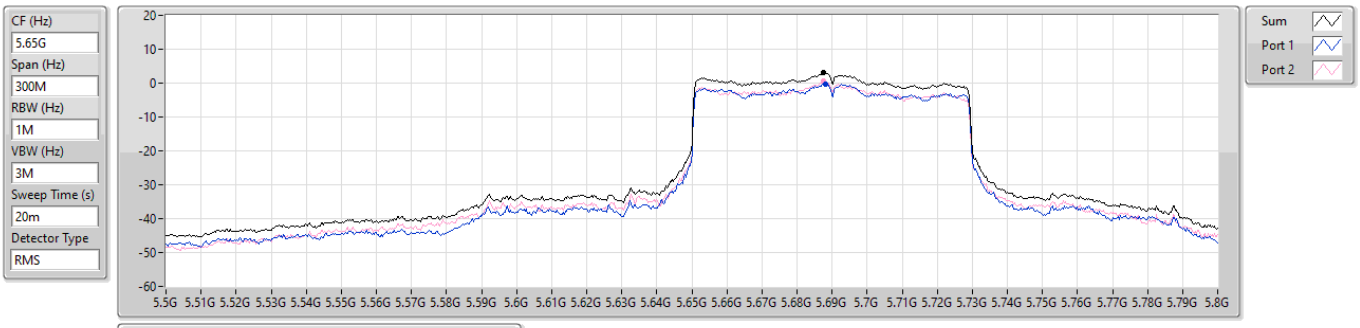


| Sum | PD | Port 1 | Port 2 |
|---|---|---|---|
| (dBm/RBW) | (dBm/RBW) | (dBm/RBW) | (dBm/RBW) |
| 3.04 | 3.04 | -0.32 | 0.63 |

**5.725-5.85GHz_802.11be EHT80_Nss1,(MCS0)_2TX** **PSD**

**5690MHz Straddle 5.725-5.85GHz**

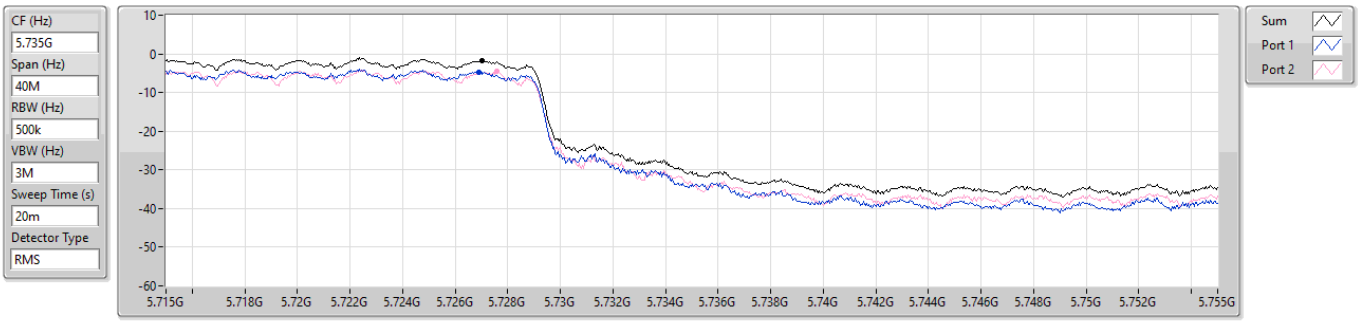


| Sum | PD | Port 1 | Port 2 |
|---|---|---|---|
| (dBm/RBW) | (dBm/RBW) | (dBm/RBW) | (dBm/RBW) |
| -1.76 | -1.76 | -4.63 | -4.60 |

**5.15-5.25GHz_802.11be EHT160_Nss1,(MCS0)_2TX** **PSD**

**5250MHz Straddle 5.15-5.25GHz**

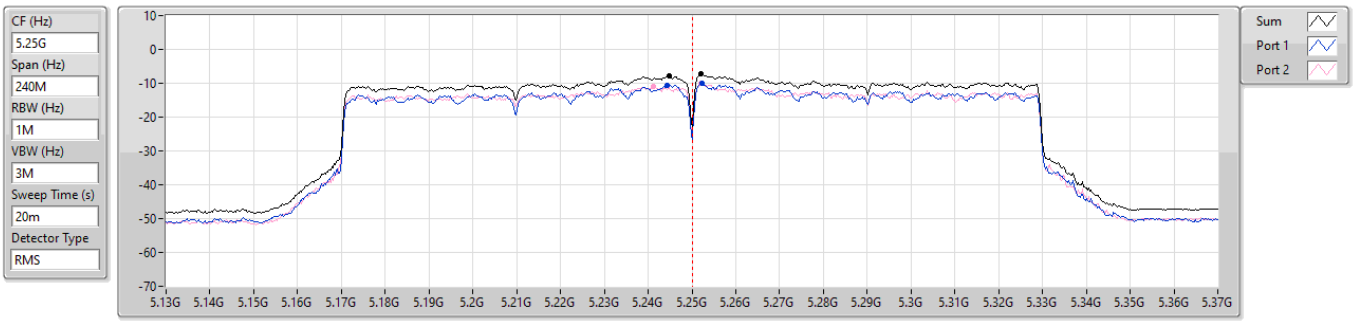


5150~5250MHz

| Sum | PD | Port 1 | Port 2 |
|---|---|---|---|
| (dBm/RBW) | (dBm/RBW) | (dBm/RBW) | (dBm/RBW) |
| -7.94 | -7.94 | -10.56 | -10.99 |

5250~5350MHz

| Sum | PD | Port 1 | Port 2 |
|---|---|---|---|
| (dBm/RBW) | (dBm/RBW) | (dBm/RBW) | (dBm/RBW) |
| -7.13 | -7.13 | -10.11 | -10.10 |

**5.47-5.725GHz_802.11be EHT160_Nss1,(MCS0)_2TX** **PSD**

**5570MHz**

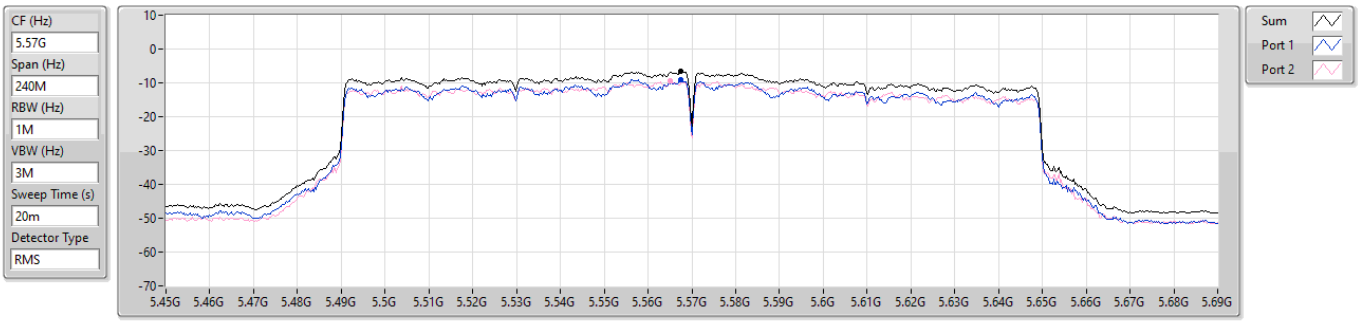


| Sum | PD | Port 1 | Port 2 |
|---|---|---|---|
| (dBm/RBW) | (dBm/RBW) | (dBm/RBW) | (dBm/RBW) |
| -6.60 | -6.60 | -9.07 | -9.40 |

**5.47-5.725GHz_802.11be EHT240_Nss1,(MCS0)_2TX** **PSD**

**5610MHz Straddle 5.47-5.725GHz**

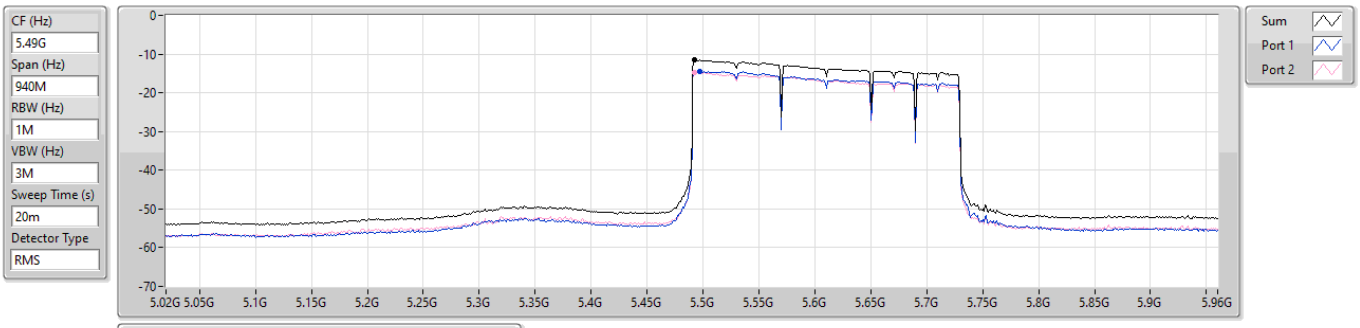


| Sum | PD | Port 1 | Port 2 |
|---|---|---|---|
| (dBm/RBW) | (dBm/RBW) | (dBm/RBW) | (dBm/RBW) |
| -11.55 | -11.55 | -14.37 | -14.72 |

**5.725-5.85GHz_802.11be EHT240_Nss1,(MCS0)_2TX** **PSD**

**5610MHz Straddle 5.725-5.85GHz**

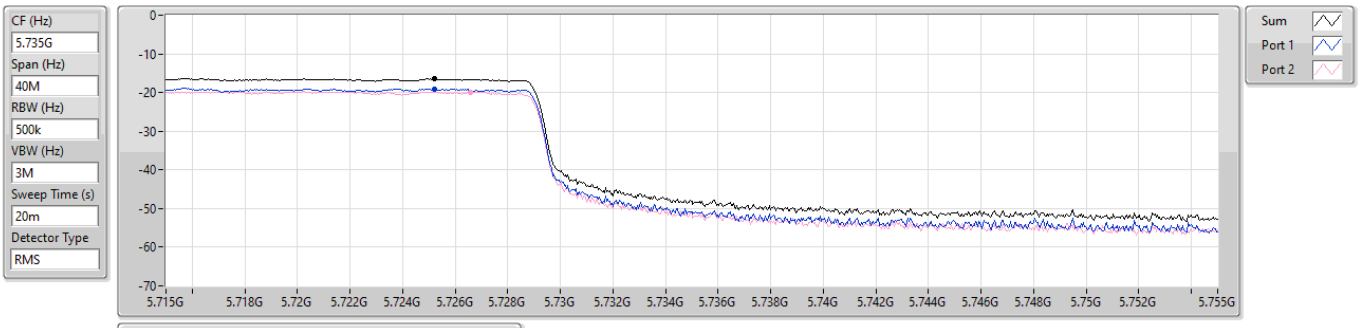


| Sum | PD | Port 1 | Port 2 |
|---|---|---|---|
| (dBm/RBW) | (dBm/RBW) | (dBm/RBW) | (dBm/RBW) |
| -16.50 | -16.50 | -19.13 | -19.83 |

## Configuration 2: POE mode

### Unwanted Emissions (Below 1GHz)

| Modulation | be EHT40_OFDMA | Test Freq. (MHz) | 5710 |
|---|---|---|---|
| Polarization | Horizontal | | |

Test By :Brad Wu- Temperature(℃):25 Humidity(%):63

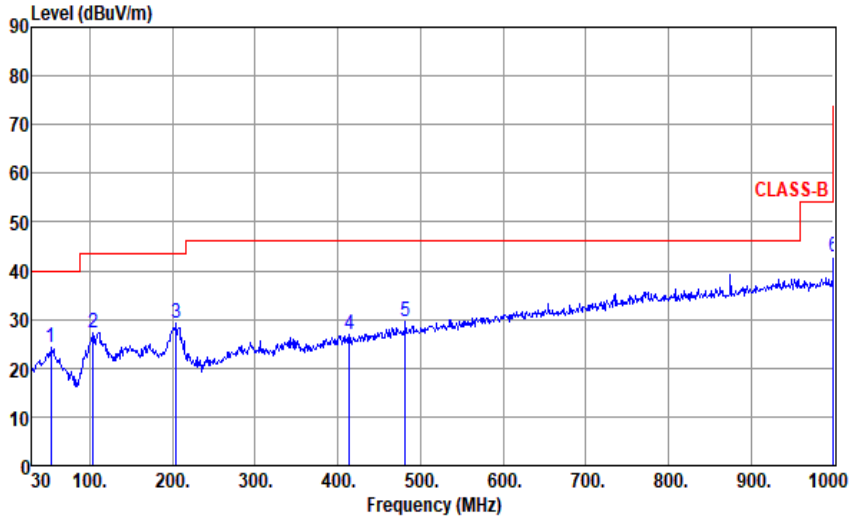


| | Freq. MHz | Emission level dBuV/m | Limit dBuV/m | Margin dB | SA reading dBuV | Factor dB/m | Remark | ANT High cm | Turn Table deg |
|---|---|---|---|---|---|---|---|---|---|
| 1 | 53.28 | 24.38 | 40.00 | -15.62 | 32.76 | -8.38 | Peak | --- | --- |
| 2 | 103.72 | 27.23 | 43.50 | -16.27 | 39.85 | -12.62 | Peak | --- | --- |
| 3 | 204.60 | 29.17 | 43.50 | -14.33 | 40.76 | -11.59 | Peak | --- | --- |
| 4 | 414.12 | 26.91 | 46.00 | -19.09 | 31.27 | -4.36 | Peak | --- | --- |
| 5 | 482.02 | 29.50 | 46.00 | -16.50 | 31.97 | -2.47 | Peak | --- | --- |
| 6 | 1000.00 | 42.80 | 54.00 | -11.20 | 34.96 | 7.84 | Peak | --- | --- |

Note 1: Emission Level (dBuV/m) = SA Reading (dBuV) + Factor* (dB/m)
*Factor includes antenna factor , cable loss and amplifier gain
Note 2: Margin (dB) = Emission level (dBuV/m) – Limit (dBuV/m).
Note 3: All spurious emissions below 30MHz are more than 20 dB below the limit.

| **Modulation** | be EHT40_OFDMA | **Test Freq. (MHz)** | 5710 |
|---|---|---|---|
| **Polarization** | Vertical | | |

Test By :Brad Wu- Temperature(℃):25 Humidity(%):63

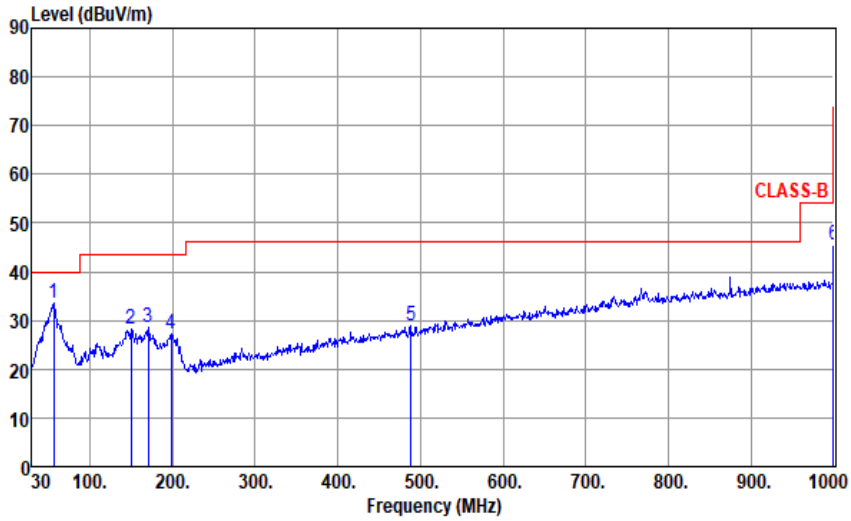


| | Freq. MHz | Emission level dBuV/m | Limit dBuV/m | Margin dB | SA reading dBuV | Factor dB/m | Remark | ANT High cm | Turn Table deg |
|---|---|---|---|---|---|---|---|---|---|
| 1 | 56.19 | 33.66 | 40.00 | -6.34 | 42.22 | -8.56 | Peak | --- | --- |
| 2 | 150.28 | 28.25 | 43.50 | -15.25 | 36.63 | -8.38 | Peak | --- | --- |
| 3 | 170.65 | 28.45 | 43.50 | -15.05 | 37.48 | -9.03 | Peak | --- | --- |
| 4 | 198.78 | 27.29 | 43.50 | -16.21 | 38.82 | -11.53 | Peak | --- | --- |
| 5 | 488.81 | 29.03 | 46.00 | -16.97 | 31.37 | -2.34 | Peak | --- | --- |
| 6 | 1000.00 | 45.64 | 54.00 | -8.36 | 37.80 | 7.84 | Peak | --- | --- |

Note 1: Emission Level (dBuV/m) = SA Reading (dBuV) + Factor* (dB/m)
*Factor includes antenna factor , cable loss and amplifier gain
Note 2: Margin (dB) = Emission level (dBuV/m) – Limit (dBuV/m).
Note 3: All spurious emissions below 30MHz are more than 20 dB below the limit.

## Unwanted Emissions (Above 1GHz)

| **Modulation** | 11a | **Test Freq. (MHz)** | 5260 |
|---|---|---|---|
| **Polarization** | Horizontal | | |

Test By :Brad Wu- Temperature(℃):25 Humidity(%):67

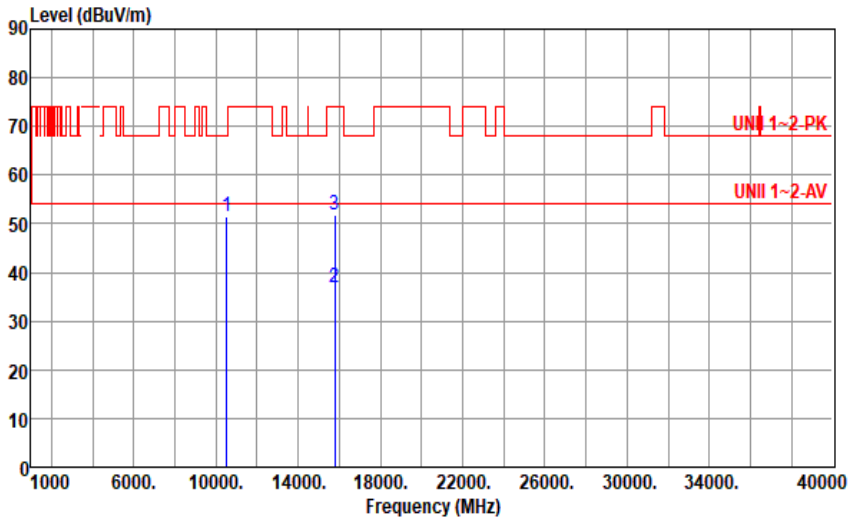


| | Freq. MHz | Emission level dBuV/m | Limit dBuV/m | Margin dB | SA reading dBuV | Factor dB/m | Remark | ANT High cm | Turn Table deg |
|---|---|---|---|---|---|---|---|---|---|
| 1 | 10520.00 | 51.52 | 68.20 | -16.68 | 42.33 | 9.19 | Peak | 135 | 328 |
| 2 | 15780.00 | 36.84 | 54.00 | -17.16 | 30.76 | 6.08 | Average | 227 | 353 |
| 3 | 15780.00 | 51.88 | 74.00 | -22.12 | 45.80 | 6.08 | Peak | 227 | 353 |

Note 1: Emission Level (dBuV/m) = SA Reading (dBuV) + Factor* (dB/m)
*Factor includes antenna factor , cable loss and amplifier gain
Note 2: Margin (dB) = Emission level (dBuV/m) – Limit (dBuV/m).

| **Modulation** | 11a | **Test Freq. (MHz)** | 5260 |
|---|---|---|---|
| **Polarization** | Vertical | | |

Test By :Brad Wu- Temperature(℃):25 Humidity(%):67

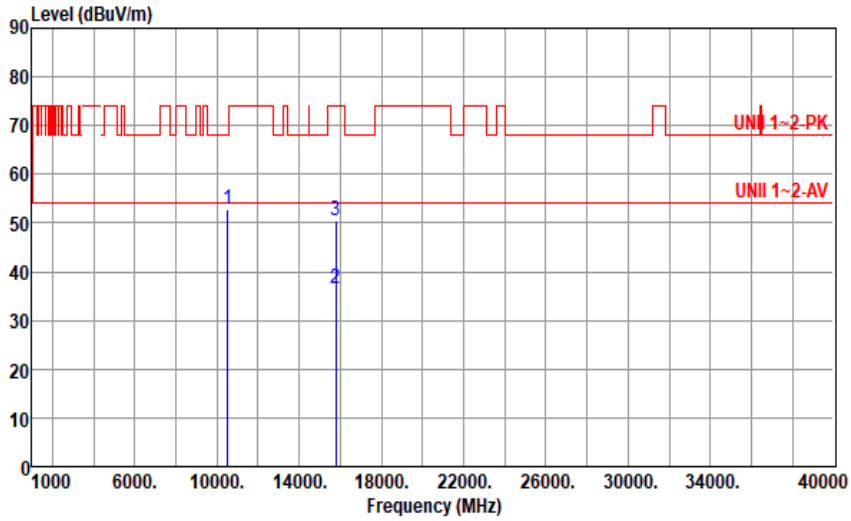


| | Freq. MHz | Emission level dBuV/m | Limit dBuV/m | Margin dB | SA reading dBuV | Factor dB/m | Remark | ANT High cm | Turn Table deg |
|---|---|---|---|---|---|---|---|---|---|
| 1 | 10520.00 | 52.86 | 68.20 | -15.34 | 43.67 | 9.19 | Peak | 185 | 16 |
| 2 | 15780.00 | 36.54 | 54.00 | -17.46 | 30.46 | 6.08 | Average | 234 | 346 |
| 3 | 15780.00 | 50.36 | 74.00 | -23.64 | 44.28 | 6.08 | Peak | 234 | 346 |

Note 1: Emission Level (dBuV/m) = SA Reading (dBuV) + Factor* (dB/m)
*Factor includes antenna factor , cable loss and amplifier gain
Note 2: Margin (dB) = Emission level (dBuV/m) – Limit (dBuV/m).

| **Modulation** | 11a | **Test Freq. (MHz)** | 5300 |
|---|---|---|---|
| **Polarization** | Horizontal | | |

Test By :Brad Wu- Temperature(℃):25 Humidity(%):67

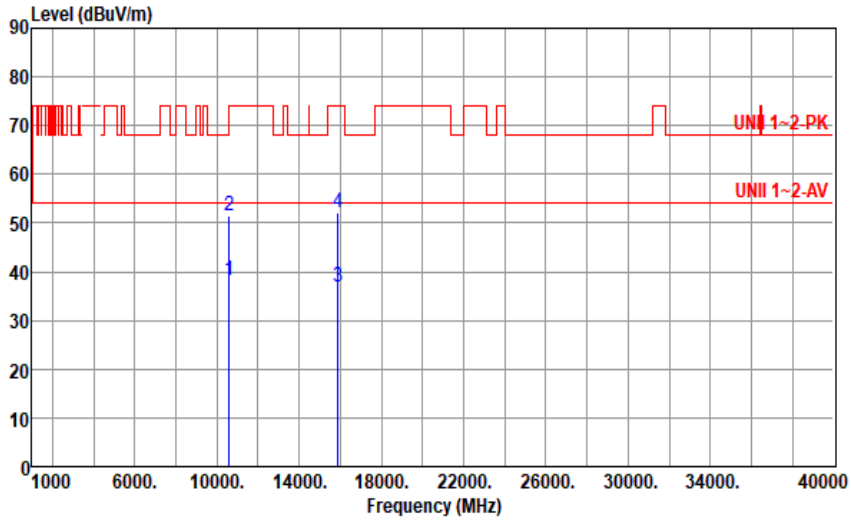


| | Freq. MHz | Emission level dBuV/m | Limit dBuV/m | Margin dB | SA reading dBuV | Factor dB/m | Remark | ANT High cm | Turn Table deg |
|---|---|---|---|---|---|---|---|---|---|
| 1 | 10600.00 | 38.28 | 54.00 | -15.72 | 29.03 | 9.25 | Average | 128 | 306 |
| 2 | 10600.00 | 51.62 | 74.00 | -22.38 | 42.37 | 9.25 | Peak | 128 | 306 |
| 3 | 15900.00 | 36.97 | 54.00 | -17.03 | 30.57 | 6.40 | Average | 223 | 343 |
| 4 | 15900.00 | 52.00 | 74.00 | -22.00 | 45.60 | 6.40 | Peak | 223 | 343 |

Note 1: Emission Level (dBuV/m) = SA Reading (dBuV) + Factor* (dB/m)
*Factor includes antenna factor , cable loss and amplifier gain
Note 2: Margin (dB) = Emission level (dBuV/m) – Limit (dBuV/m).

| **Modulation** | 11a | **Test Freq. (MHz)** | 5300 |
|---|---|---|---|
| **Polarization** | Vertical | | |

Test By :Brad Wu- Temperature(℃):25 Humidity(%):67

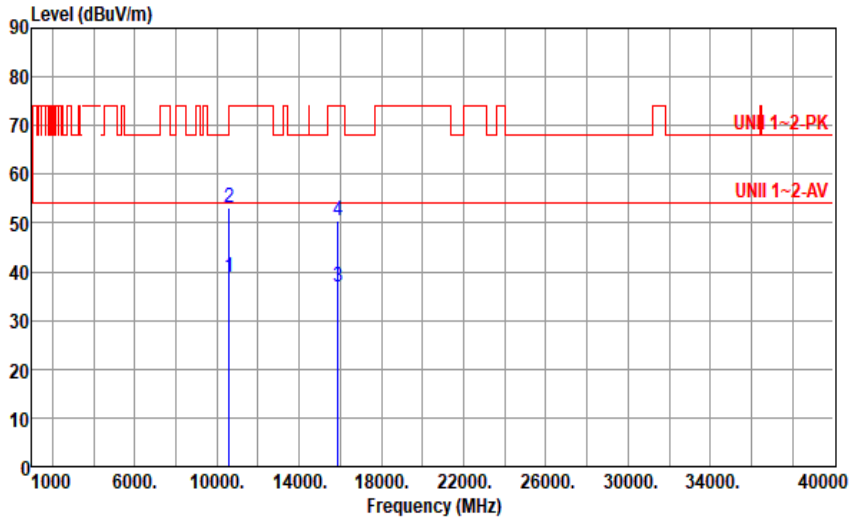


| | Freq. MHz | Emission level dBuV/m | Limit dBuV/m | Margin dB | SA reading dBuV | Factor dB/m | Remark | ANT High cm | Turn Table deg |
|---|---|---|---|---|---|---|---|---|---|
| 1 | 10600.00 | 38.83 | 54.00 | -15.17 | 29.58 | 9.25 | Average | 177 | 8 |
| 2 | 10600.00 | 53.10 | 74.00 | -20.90 | 43.85 | 9.25 | Peak | 177 | 8 |
| 3 | 15900.00 | 36.72 | 54.00 | -17.28 | 30.32 | 6.40 | Average | 232 | 354 |
| 4 | 15900.00 | 50.52 | 74.00 | -23.48 | 44.12 | 6.40 | Peak | 232 | 354 |

Note 1: Emission Level (dBuV/m) = SA Reading (dBuV) + Factor* (dB/m)
*Factor includes antenna factor , cable loss and amplifier gain
Note 2: Margin (dB) = Emission level (dBuV/m) – Limit (dBuV/m).

| **Modulation** | 11a | **Test Freq. (MHz)** | 5320 |
|---|---|---|---|
| **Polarization** | Horizontal | | |

Test By :Brad Wu- Temperature(℃):25 Humidity(%):67

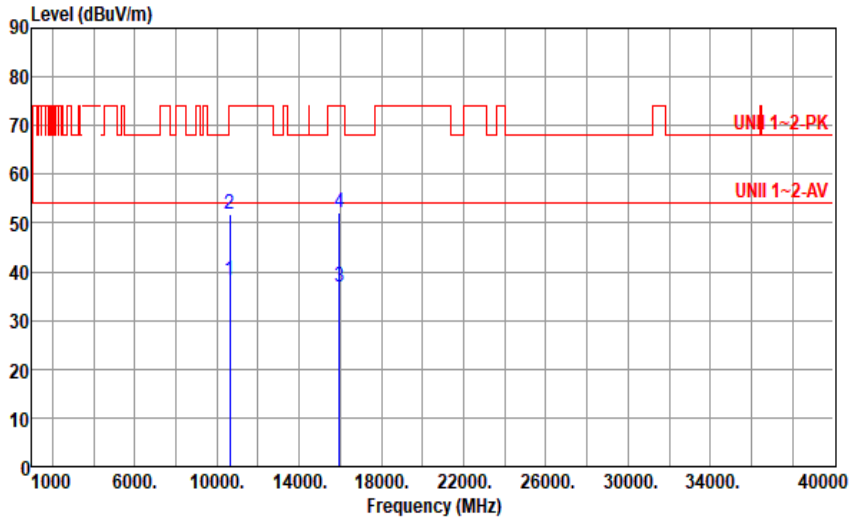


| | Freq. MHz | Emission level dBuV/m | Limit dBuV/m | Margin dB | SA reading dBuV | Factor dB/m | Remark | ANT High cm | Turn Table deg |
|---|---|---|---|---|---|---|---|---|---|
| 1 | 10640.00 | 38.35 | 54.00 | -15.65 | 29.02 | 9.33 | Average | 126 | 308 |
| 2 | 10640.00 | 51.75 | 74.00 | -22.25 | 42.42 | 9.33 | Peak | 126 | 308 |
| 3 | 15960.00 | 37.02 | 54.00 | -16.98 | 30.77 | 6.25 | Average | 228 | 328 |
| 4 | 15960.00 | 52.15 | 74.00 | -21.85 | 45.90 | 6.25 | Peak | 228 | 328 |

Note 1: Emission Level (dBuV/m) = SA Reading (dBuV) + Factor* (dB/m)
*Factor includes antenna factor , cable loss and amplifier gain
Note 2: Margin (dB) = Emission level (dBuV/m) – Limit (dBuV/m).

| **Modulation** | 11a | **Test Freq. (MHz)** | 5320 |
|---|---|---|---|
| **Polarization** | Vertical | | |

Test By :Brad Wu- Temperature(℃):25 Humidity(%):67

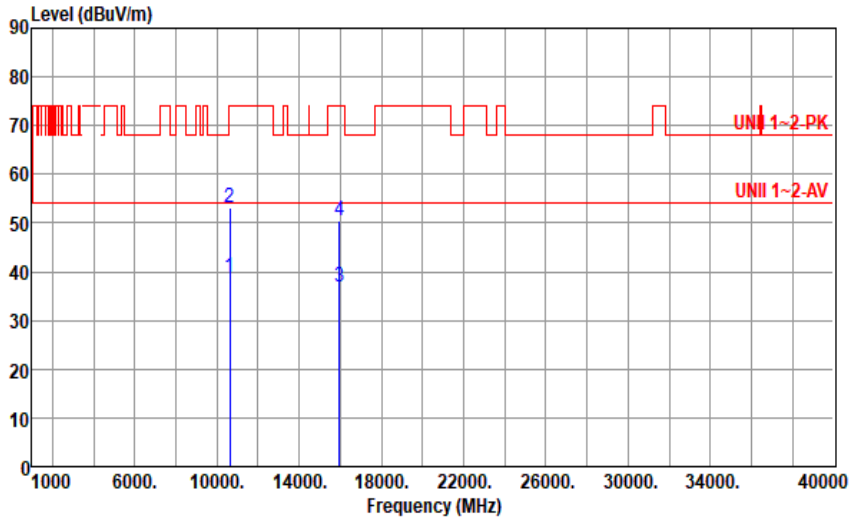


| | Freq. MHz | Emission level dBuV/m | Limit dBuV/m | Margin dB | SA reading dBuV | Factor dB/m | Remark | ANT High cm | Turn Table deg |
|---|---|---|---|---|---|---|---|---|---|
| 1 | 10640.00 | 38.95 | 54.00 | -15.05 | 29.62 | 9.33 | Average | 186 | 19 |
| 2 | 10640.00 | 53.25 | 74.00 | -20.75 | 43.92 | 9.33 | Peak | 186 | 19 |
| 3 | 15960.00 | 36.88 | 54.00 | -17.12 | 30.63 | 6.25 | Average | 237 | 359 |
| 4 | 15960.00 | 50.62 | 74.00 | -23.38 | 44.37 | 6.25 | Peak | 237 | 359 |

Note 1: Emission Level (dBuV/m) = SA Reading (dBuV) + Factor* (dB/m)
*Factor includes antenna factor , cable loss and amplifier gain
Note 2: Margin (dB) = Emission level (dBuV/m) – Limit (dBuV/m).

| **Modulation** | 11a | **Test Freq. (MHz)** | 5500 |
|---|---|---|---|
| **Polarization** | Horizontal | | |

Test By :Brad Wu- Temperature(℃):25 Humidity(%):67

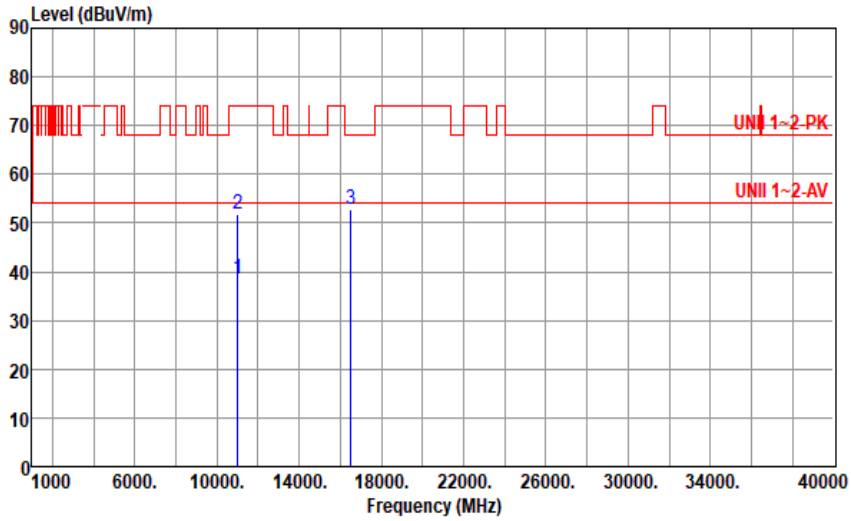


| | Freq. MHz | Emission level dBuV/m | Limit dBuV/m | Margin dB | SA reading dBuV | Factor dB/m | Remark | ANT High cm | Turn Table deg |
|---|---|---|---|---|---|---|---|---|---|
| 1 | 11000.00 | 38.42 | 54.00 | -15.58 | 28.72 | 9.70 | Average | 168 | 294 |
| 2 | 11000.00 | 51.91 | 74.00 | -22.09 | 42.21 | 9.70 | Peak | 168 | 294 |
| 3 | 16500.00 | 52.65 | 68.20 | -15.55 | 45.31 | 7.34 | Peak | 178 | 346 |

Note 1: Emission Level (dBuV/m) = SA Reading (dBuV) + Factor* (dB/m)
*Factor includes antenna factor , cable loss and amplifier gain
Note 2: Margin (dB) = Emission level (dBuV/m) – Limit (dBuV/m).

| **Modulation** | 11a | **Test Freq. (MHz)** | 5500 |
|---|---|---|---|
| **Polarization** | Vertical | | |

Test By :Brad Wu- Temperature(℃):25 Humidity(%):67

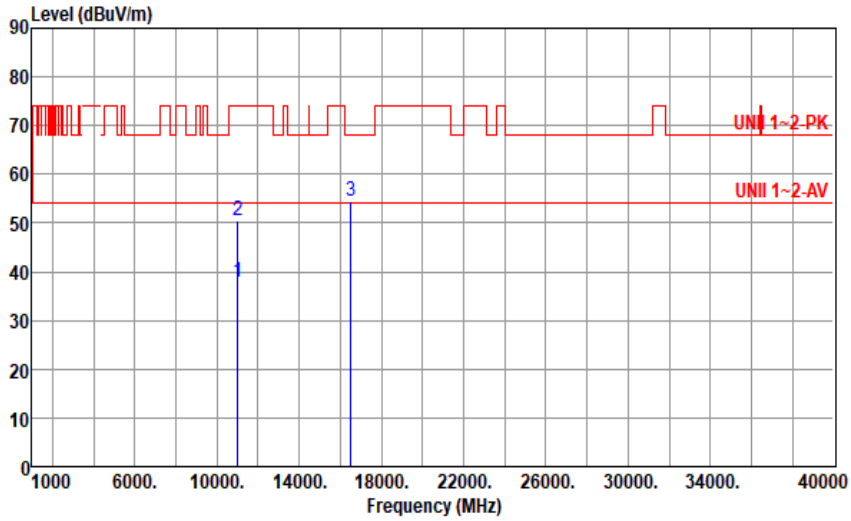


| | Freq. MHz | Emission level dBuV/m | Limit dBuV/m | Margin dB | SA reading dBuV | Factor dB/m | Remark | ANT High cm | Turn Table deg |
|---|---|---|---|---|---|---|---|---|---|
| 1 | 11000.00 | 37.75 | 54.00 | -16.25 | 28.05 | 9.70 | Average | 206 | 7 |
| 2 | 11000.00 | 50.42 | 74.00 | -23.58 | 40.72 | 9.70 | Peak | 206 | 7 |
| 3 | 16500.00 | 54.63 | 68.20 | -13.57 | 47.29 | 7.34 | Peak | 179 | 326 |

Note 1: Emission Level (dBuV/m) = SA Reading (dBuV) + Factor* (dB/m)
*Factor includes antenna factor , cable loss and amplifier gain
Note 2: Margin (dB) = Emission level (dBuV/m) – Limit (dBuV/m).

| **Modulation** | 11a | **Test Freq. (MHz)** | 5580 |
|---|---|---|---|
| **Polarization** | Horizontal | | |

Test By :Brad Wu- Temperature(℃):25 Humidity(%):67

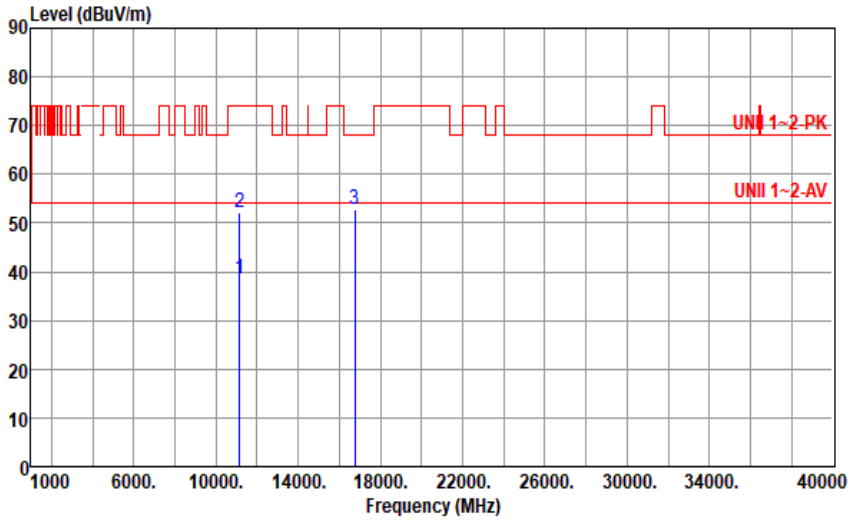


| | Freq. MHz | Emission level dBuV/m | Limit dBuV/m | Margin dB | SA reading dBuV | Factor dB/m | Remark | ANT High cm | Turn Table deg |
|---|---|---|---|---|---|---|---|---|---|
| 1 | 11160.00 | 38.54 | 54.00 | -15.46 | 29.42 | 9.12 | Average | 175 | 301 |
| 2 | 11160.00 | 52.03 | 74.00 | -21.97 | 42.91 | 9.12 | Peak | 175 | 301 |
| 3 | 16740.00 | 52.74 | 68.20 | -15.46 | 45.15 | 7.59 | Peak | 183 | 348 |

Note 1: Emission Level (dBuV/m) = SA Reading (dBuV) + Factor* (dB/m)
*Factor includes antenna factor , cable loss and amplifier gain
Note 2: Margin (dB) = Emission level (dBuV/m) – Limit (dBuV/m).

| **Modulation** | 11a | **Test Freq. (MHz)** | 5580 |
|---|---|---|---|
| **Polarization** | Vertical | | |

Test By :Brad Wu- Temperature(℃):25 Humidity(%):67

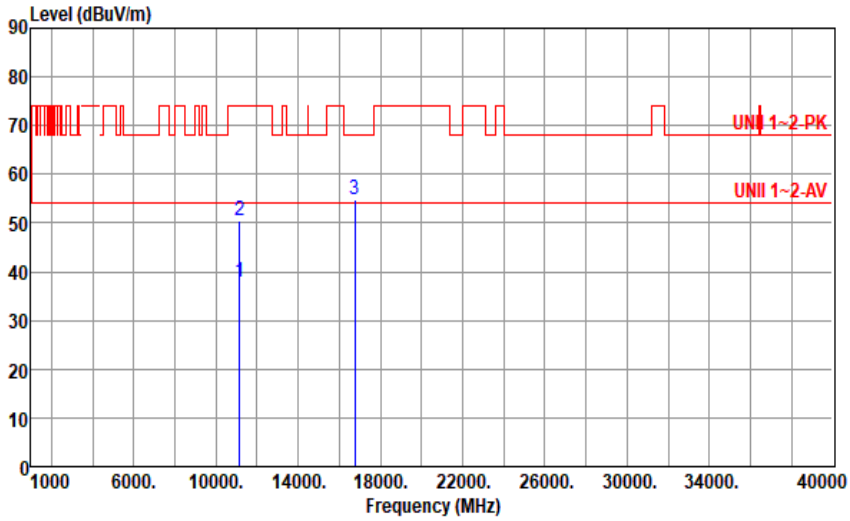


| | Freq. MHz | Emission level dBuV/m | Limit dBuV/m | Margin dB | SA reading dBuV | Factor dB/m | Remark | ANT High cm | Turn Table deg |
|---|---|---|---|---|---|---|---|---|---|
| 1 | 11160.00 | 37.89 | 54.00 | -16.11 | 28.77 | 9.12 | Average | 219 | 3 |
| 2 | 11160.00 | 50.53 | 74.00 | -23.47 | 41.41 | 9.12 | Peak | 219 | 3 |
| 3 | 16740.00 | 54.79 | 68.20 | -13.41 | 47.20 | 7.59 | Peak | 187 | 349 |

Note 1: Emission Level (dBuV/m) = SA Reading (dBuV) + Factor* (dB/m)
*Factor includes antenna factor , cable loss and amplifier gain
Note 2: Margin (dB) = Emission level (dBuV/m) – Limit (dBuV/m).

| **Modulation** | 11a | **Test Freq. (MHz)** | 5700 |
|---|---|---|---|
| **Polarization** | Horizontal | | |

Test By :Brad Wu- Temperature(℃):25 Humidity(%):67

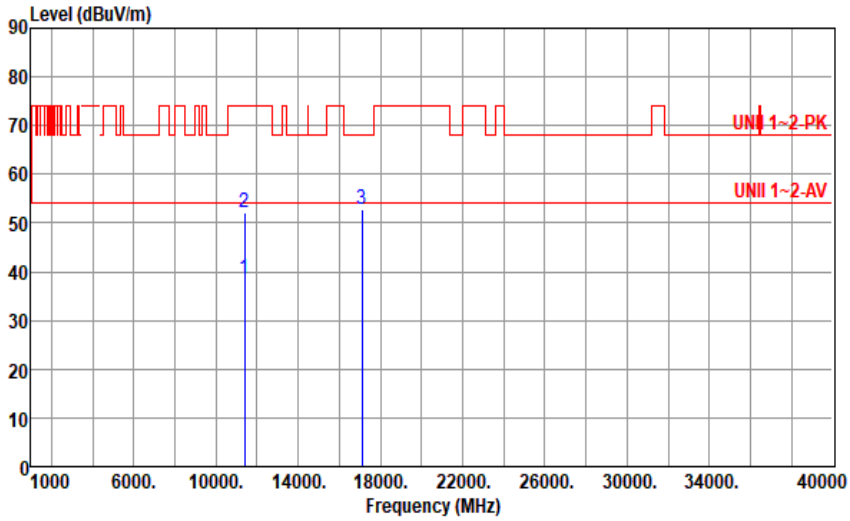


| | Freq. MHz | Emission level dBuV/m | Limit dBuV/m | Margin dB | SA reading dBuV | Factor dB/m | Remark | ANT High cm | Turn Table deg |
|---|---|---|---|---|---|---|---|---|---|
| 1 | 11400.00 | 38.69 | 54.00 | -15.31 | 29.60 | 9.09 | Average | 188 | 315 |
| 2 | 11400.00 | 52.15 | 74.00 | -21.85 | 43.06 | 9.09 | Peak | 188 | 315 |
| 3 | 17100.00 | 52.88 | 68.20 | -15.32 | 45.73 | 7.15 | Peak | 195 | 352 |

Note 1: Emission Level (dBuV/m) = SA Reading (dBuV) + Factor* (dB/m)
*Factor includes antenna factor , cable loss and amplifier gain
Note 2: Margin (dB) = Emission level (dBuV/m) – Limit (dBuV/m).

| **Modulation** | 11a | **Test Freq. (MHz)** | 5700 |
|---|---|---|---|
| **Polarization** | Vertical | | |

Test By :Brad Wu- Temperature(℃):25 Humidity(%):67

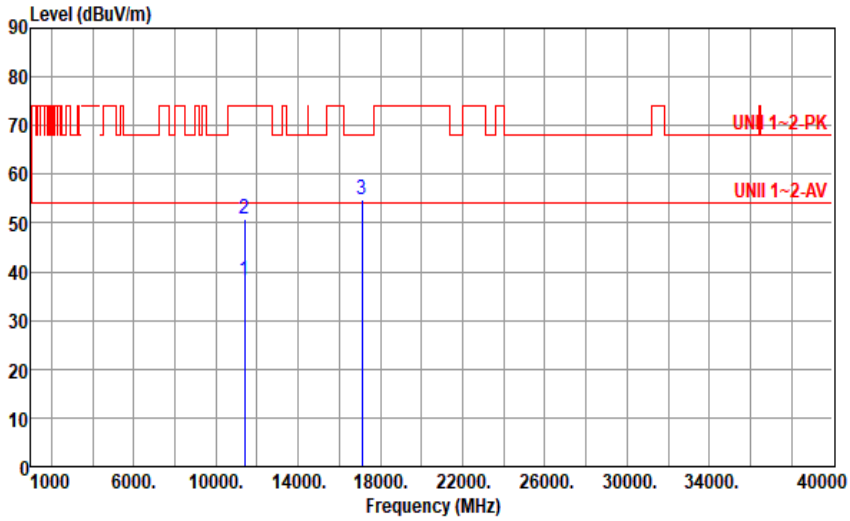


| | Freq. MHz | Emission level dBuV/m | Limit dBuV/m | Margin dB | SA reading dBuV | Factor dB/m | Remark | ANT High cm | Turn Table deg |
|---|---|---|---|---|---|---|---|---|---|
| 1 | 11400.00 | 38.06 | 54.00 | -15.94 | 28.97 | 9.09 | Average | 226 | 9 |
| 2 | 11400.00 | 50.68 | 74.00 | -23.32 | 41.59 | 9.09 | Peak | 226 | 9 |
| 3 | 17100.00 | 54.96 | 68.20 | -13.24 | 47.81 | 7.15 | Peak | 175 | 328 |

Note 1: Emission Level (dBuV/m) = SA Reading (dBuV) + Factor* (dB/m)
*Factor includes antenna factor , cable loss and amplifier gain
Note 2: Margin (dB) = Emission level (dBuV/m) – Limit (dBuV/m).

| **Modulation** | 11a | **Test Freq. (MHz)** | 5720 |
|---|---|---|---|
| **Polarization** | Horizontal | | |

Test By :Brad Wu- Temperature(℃):25 Humidity(%):67

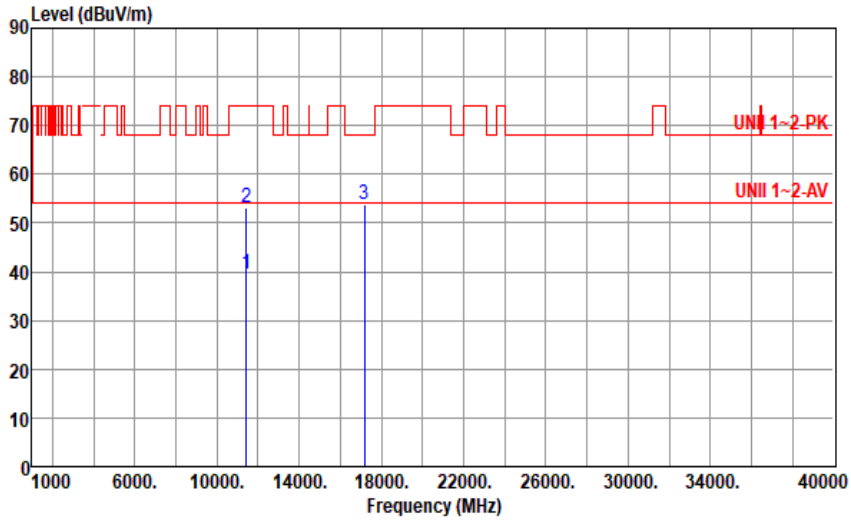


| | Freq. MHz | Emission level dBuV/m | Limit dBuV/m | Margin dB | SA reading dBuV | Factor dB/m | Remark | ANT High cm | Turn Table deg |
|---|---|---|---|---|---|---|---|---|---|
| 1 | 11440.00 | 39.36 | 54.00 | -14.64 | 30.21 | 9.15 | Average | 178 | 296 |
| 2 | 11440.00 | 53.11 | 74.00 | -20.89 | 43.96 | 9.15 | Peak | 178 | 296 |
| 3 | 17160.00 | 53.78 | 68.20 | -14.42 | 46.77 | 7.01 | Peak | 189 | 359 |

Note 1: Emission Level (dBuV/m) = SA Reading (dBuV) + Factor* (dB/m)
*Factor includes antenna factor , cable loss and amplifier gain
Note 2: Margin (dB) = Emission level (dBuV/m) – Limit (dBuV/m).

| **Modulation** | 11a | **Test Freq. (MHz)** | 5720 |
|---|---|---|---|
| **Polarization** | Vertical | | |

Test By :Brad Wu- Temperature(℃):25 Humidity(%):67

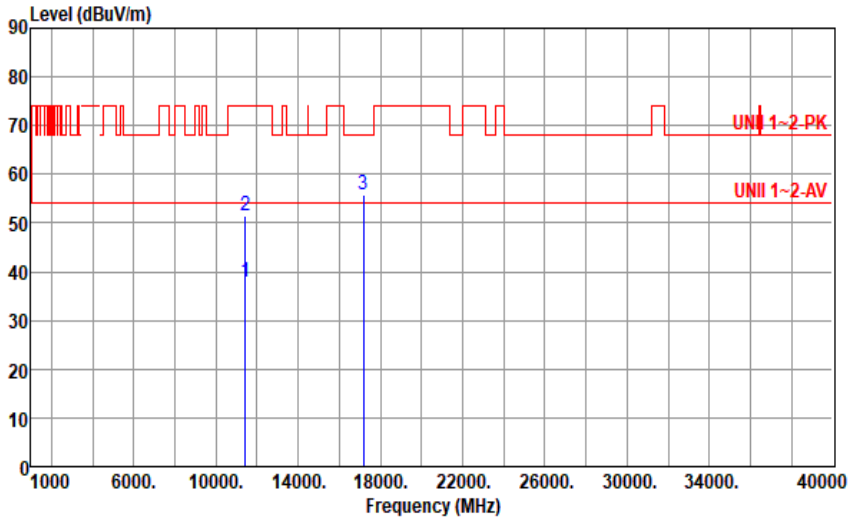


| | Freq. MHz | Emission level dBuV/m | Limit dBuV/m | Margin dB | SA reading dBuV | Factor dB/m | Remark | ANT High cm | Turn Table deg |
|---|---|---|---|---|---|---|---|---|---|
| 1 | 11440.00 | 37.92 | 54.00 | -16.08 | 28.77 | 9.15 | Average | 236 | 25 |
| 2 | 11440.00 | 51.63 | 74.00 | -22.37 | 42.48 | 9.15 | Peak | 236 | 25 |
| 3 | 17160.00 | 55.85 | 68.20 | -12.35 | 48.84 | 7.01 | Peak | 193 | 353 |

Note 1: Emission Level (dBuV/m) = SA Reading (dBuV) + Factor* (dB/m)
*Factor includes antenna factor , cable loss and amplifier gain
Note 2: Margin (dB) = Emission level (dBuV/m) – Limit (dBuV/m).

| **Modulation** | be EHT20 | **Test Freq. (MHz)** | 5260 |
|---|---|---|---|
| **Polarization** | Horizontal | | |

Test By :Brad Wu- Temperature(℃):25 Humidity(%):67

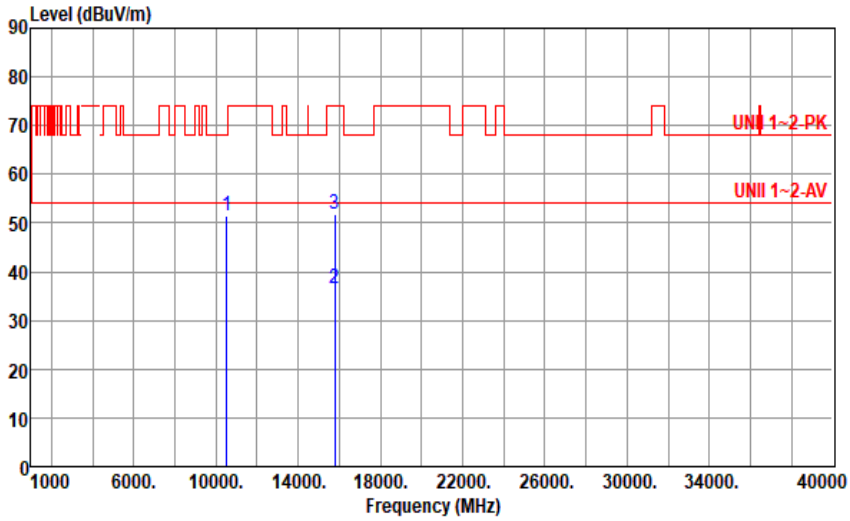


| | Freq. MHz | Emission level dBuV/m | Limit dBuV/m | Margin dB | SA reading dBuV | Factor dB/m | Remark | ANT High cm | Turn Table deg |
|---|---|---|---|---|---|---|---|---|---|
| 1 | 10520.00 | 51.36 | 68.20 | -16.84 | 42.17 | 9.19 | Peak | 146 | 342 |
| 2 | 15780.00 | 36.62 | 54.00 | -17.38 | 30.54 | 6.08 | Average | 235 | 346 |
| 3 | 15780.00 | 51.76 | 74.00 | -22.24 | 45.68 | 6.08 | Peak | 235 | 346 |

Note 1: Emission Level (dBuV/m) = SA Reading (dBuV) + Factor* (dB/m)
*Factor includes antenna factor , cable loss and amplifier gain
Note 2: Margin (dB) = Emission level (dBuV/m) – Limit (dBuV/m).

| **Modulation** | be EHT20 | **Test Freq. (MHz)** | 5260 |
|---|---|---|---|
| **Polarization** | Vertical | | |

Test By :Brad Wu- Temperature(℃):25 Humidity(%):67

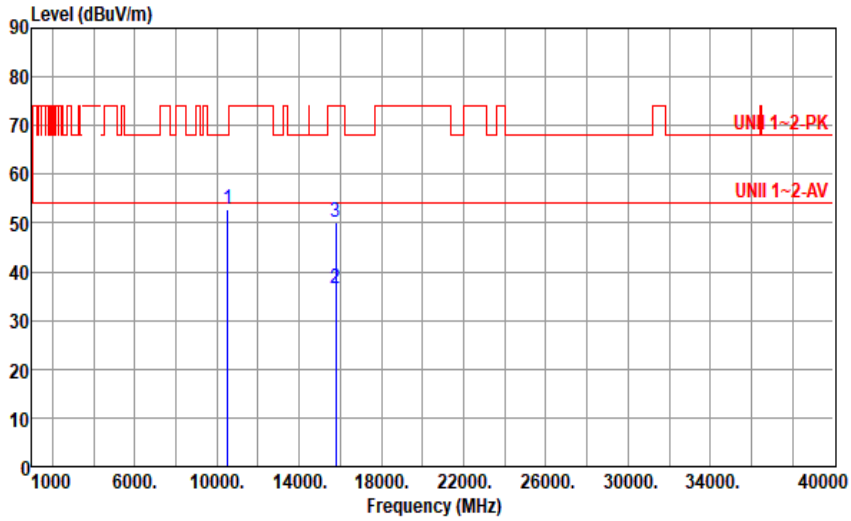


| | Freq. MHz | Emission level dBuV/m | Limit dBuV/m | Margin dB | SA reading dBuV | Factor dB/m | Remark | ANT High cm | Turn Table deg |
|---|---|---|---|---|---|---|---|---|---|
| 1 | 10520.00 | 52.69 | 68.20 | -15.51 | 43.50 | 9.19 | Peak | 173 | 29 |
| 2 | 15780.00 | 36.38 | 54.00 | -17.62 | 30.30 | 6.08 | Average | 227 | 329 |
| 3 | 15780.00 | 50.19 | 74.00 | -23.81 | 44.11 | 6.08 | Peak | 227 | 329 |

Note 1: Emission Level (dBuV/m) = SA Reading (dBuV) + Factor* (dB/m)
*Factor includes antenna factor , cable loss and amplifier gain
Note 2: Margin (dB) = Emission level (dBuV/m) – Limit (dBuV/m).

| **Modulation** | be EHT20 | **Test Freq. (MHz)** | 5300 |
|---|---|---|---|
| **Polarization** | Horizontal | | |

Test By :Brad Wu- Temperature(℃):25 Humidity(%):67

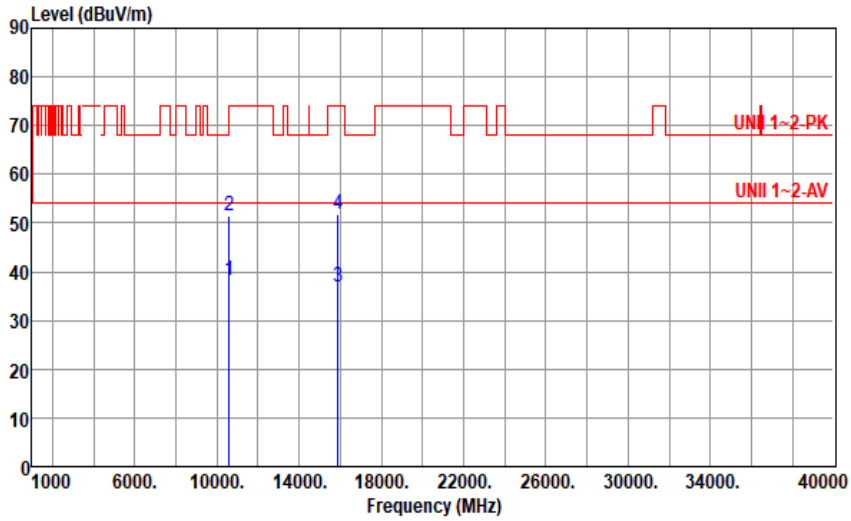


| | Freq. MHz | Emission level dBuV/m | Limit dBuV/m | Margin dB | SA reading dBuV | Factor dB/m | Remark | ANT High cm | Turn Table deg |
|---|---|---|---|---|---|---|---|---|---|
| 1 | 10600.00 | 38.14 | 54.00 | -15.86 | 28.89 | 9.25 | Average | 116 | 328 |
| 2 | 10600.00 | 51.51 | 74.00 | -22.49 | 42.26 | 9.25 | Peak | 116 | 328 |
| 3 | 15900.00 | 36.82 | 54.00 | -17.18 | 30.42 | 6.40 | Average | 208 | 326 |
| 4 | 15900.00 | 51.86 | 74.00 | -22.14 | 45.46 | 6.40 | Peak | 208 | 326 |

Note 1: Emission Level (dBuV/m) = SA Reading (dBuV) + Factor* (dB/m)
*Factor includes antenna factor , cable loss and amplifier gain
Note 2: Margin (dB) = Emission level (dBuV/m) – Limit (dBuV/m).

| **Modulation** | be EHT20 | **Test Freq. (MHz)** | 5300 |
|---|---|---|---|
| **Polarization** | Vertical | | |

Test By :Brad Wu- Temperature(℃):25 Humidity(%):67

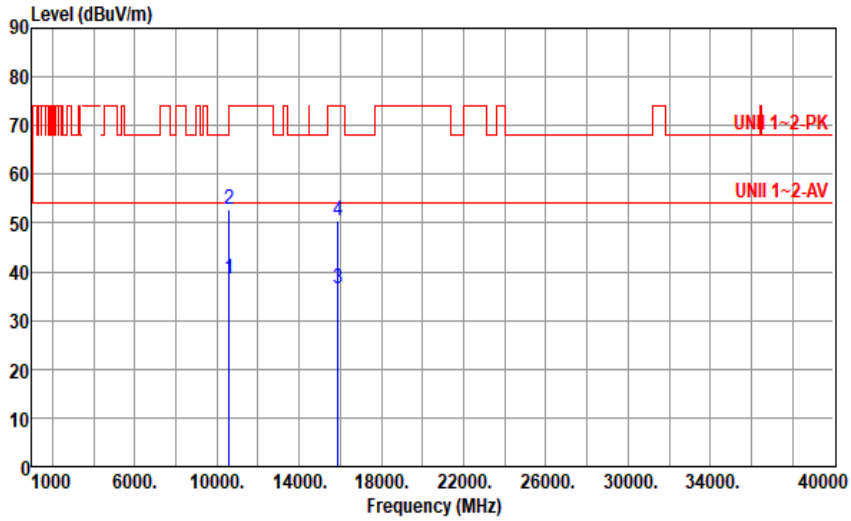


| | Freq. MHz | Emission level dBuV/m | Limit dBuV/m | Margin dB | SA reading dBuV | Factor dB/m | Remark | ANT High cm | Turn Table deg |
|---|---|---|---|---|---|---|---|---|---|
| 1 | 10600.00 | 38.67 | 54.00 | -15.33 | 29.42 | 9.25 | Average | 169 | 18 |
| 2 | 10600.00 | 52.97 | 74.00 | -21.03 | 43.72 | 9.25 | Peak | 169 | 18 |
| 3 | 15900.00 | 36.53 | 54.00 | -17.47 | 30.13 | 6.40 | Average | 227 | 349 |
| 4 | 15900.00 | 50.46 | 74.00 | -23.54 | 44.06 | 6.40 | Peak | 227 | 349 |

Note 1: Emission Level (dBuV/m) = SA Reading (dBuV) + Factor* (dB/m)
*Factor includes antenna factor , cable loss and amplifier gain
Note 2: Margin (dB) = Emission level (dBuV/m) – Limit (dBuV/m).

| **Modulation** | be EHT20 | **Test Freq. (MHz)** | 5320 |
|---|---|---|---|
| **Polarization** | Horizontal | | |

Test By :Brad Wu- Temperature(℃):25 Humidity(%):67

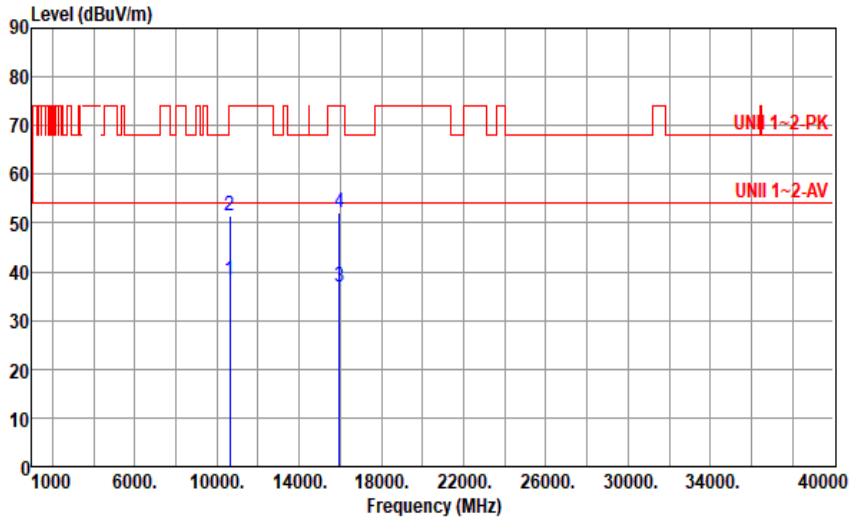


| | Freq. MHz | Emission level dBuV/m | Limit dBuV/m | Margin dB | SA reading dBuV | Factor dB/m | Remark | ANT High cm | Turn Table deg |
|---|---|---|---|---|---|---|---|---|---|
| 1 | 10640.00 | 38.24 | 54.00 | -15.76 | 28.91 | 9.33 | Average | 118 | 297 |
| 2 | 10640.00 | 51.62 | 74.00 | -22.38 | 42.29 | 9.33 | Peak | 118 | 297 |
| 3 | 15960.00 | 36.91 | 54.00 | -17.09 | 30.66 | 6.25 | Average | 216 | 309 |
| 4 | 15960.00 | 51.98 | 74.00 | -22.02 | 45.73 | 6.25 | Peak | 216 | 309 |

Note 1: Emission Level (dBuV/m) = SA Reading (dBuV) + Factor* (dB/m)
*Factor includes antenna factor , cable loss and amplifier gain
Note 2: Margin (dB) = Emission level (dBuV/m) – Limit (dBuV/m).

| **Modulation** | be EHT20 | **Test Freq. (MHz)** | 5320 |
|---|---|---|---|
| **Polarization** | Vertical | | |

Test By :Brad Wu- Temperature(℃):25 Humidity(%):67

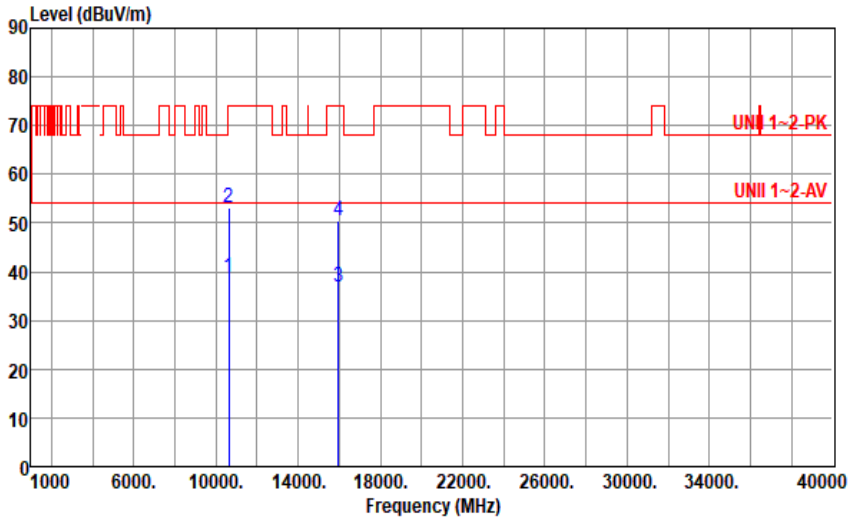


| | Freq. MHz | Emission level dBuV/m | Limit dBuV/m | Margin dB | SA reading dBuV | Factor dB/m | Remark | ANT High cm | Turn Table deg |
|---|---|---|---|---|---|---|---|---|---|
| 1 | 10640.00 | 38.82 | 54.00 | -15.18 | 29.49 | 9.33 | Average | 175 | 13 |
| 2 | 10640.00 | 53.13 | 74.00 | -20.87 | 43.80 | 9.33 | Peak | 175 | 13 |
| 3 | 15960.00 | 36.73 | 54.00 | -17.27 | 30.48 | 6.25 | Average | 229 | 341 |
| 4 | 15960.00 | 50.43 | 74.00 | -23.57 | 44.18 | 6.25 | Peak | 229 | 341 |

Note 1: Emission Level (dBuV/m) = SA Reading (dBuV) + Factor* (dB/m)
*Factor includes antenna factor , cable loss and amplifier gain
Note 2: Margin (dB) = Emission level (dBuV/m) – Limit (dBuV/m).

| **Modulation** | be EHT20 | **Test Freq. (MHz)** | 5500 |
|---|---|---|---|
| **Polarization** | Horizontal | | |

Test By :Brad Wu- Temperature(℃):25 Humidity(%):67

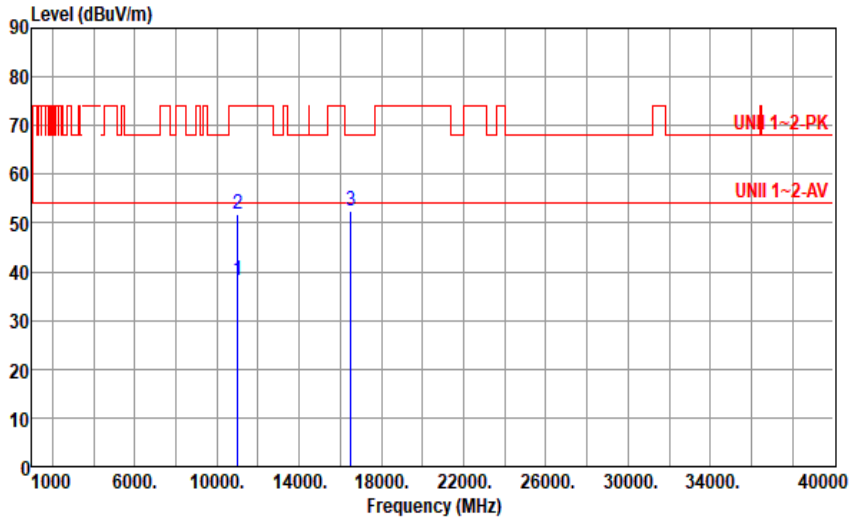


| | Freq. MHz | Emission level dBuV/m | Limit dBuV/m | Margin dB | SA reading dBuV | Factor dB/m | Remark | ANT High cm | Turn Table deg |
|---|---|---|---|---|---|---|---|---|---|
| 1 | 11000.00 | 38.28 | 54.00 | -15.72 | 28.58 | 9.70 | Average | 172 | 302 |
| 2 | 11000.00 | 51.82 | 74.00 | -22.18 | 42.12 | 9.70 | Peak | 172 | 302 |
| 3 | 16500.00 | 52.53 | 68.20 | -15.67 | 45.19 | 7.34 | Peak | 163 | 328 |

Note 1: Emission Level (dBuV/m) = SA Reading (dBuV) + Factor* (dB/m)
*Factor includes antenna factor , cable loss and amplifier gain
Note 2: Margin (dB) = Emission level (dBuV/m) – Limit (dBuV/m).

| **Modulation** | be EHT20 | **Test Freq. (MHz)** | 5500 |
|---|---|---|---|
| **Polarization** | Vertical | | |

Test By :Brad Wu- Temperature(℃):25 Humidity(%):67

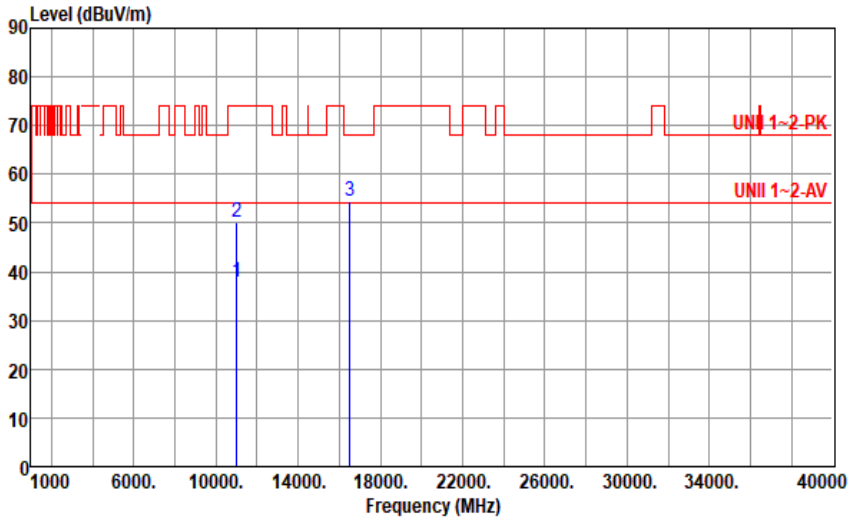


| | Freq. MHz | Emission level dBuV/m | Limit dBuV/m | Margin dB | SA reading dBuV | Factor dB/m | Remark | ANT High cm | Turn Table deg |
|---|---|---|---|---|---|---|---|---|---|
| 1 | 11000.00 | 37.72 | 54.00 | -16.28 | 28.02 | 9.70 | Average | 201 | 14 |
| 2 | 11000.00 | 50.27 | 74.00 | -23.73 | 40.57 | 9.70 | Peak | 201 | 14 |
| 3 | 16500.00 | 54.51 | 68.20 | -13.69 | 47.17 | 7.34 | Peak | 162 | 318 |

Note 1: Emission Level (dBuV/m) = SA Reading (dBuV) + Factor* (dB/m)
*Factor includes antenna factor , cable loss and amplifier gain
Note 2: Margin (dB) = Emission level (dBuV/m) – Limit (dBuV/m).

| **Modulation** | be EHT20 | **Test Freq. (MHz)** | 5580 |
|---|---|---|---|
| **Polarization** | Horizontal | | |

Test By :Brad Wu- Temperature(℃):25 Humidity(%):67

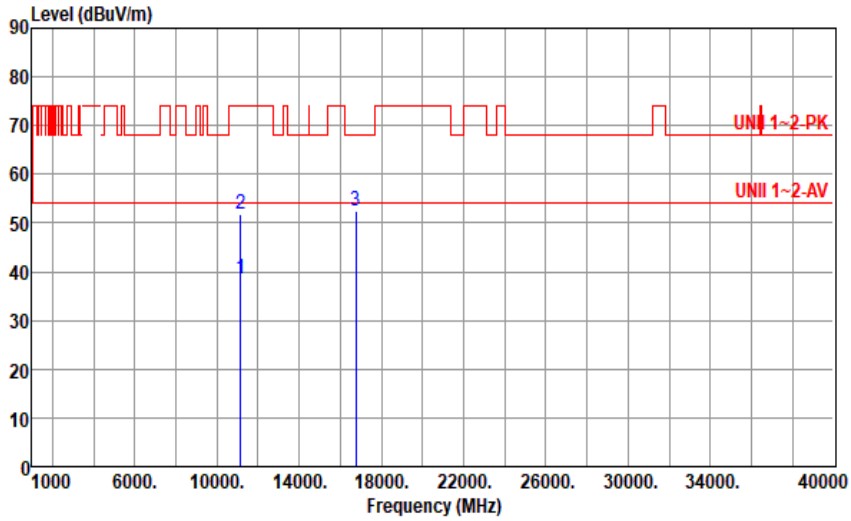


| | Freq. MHz | Emission level dBuV/m | Limit dBuV/m | Margin dB | SA reading dBuV | Factor dB/m | Remark | ANT High cm | Turn Table deg |
|---|---|---|---|---|---|---|---|---|---|
| 1 | 11160.00 | 38.46 | 54.00 | -15.54 | 29.34 | 9.12 | Average | 165 | 292 |
| 2 | 11160.00 | 51.92 | 74.00 | -22.08 | 42.80 | 9.12 | Peak | 165 | 292 |
| 3 | 16740.00 | 52.63 | 68.20 | -15.57 | 45.04 | 7.59 | Peak | 174 | 359 |

Note 1: Emission Level (dBuV/m) = SA Reading (dBuV) + Factor* (dB/m)
*Factor includes antenna factor , cable loss and amplifier gain
Note 2: Margin (dB) = Emission level (dBuV/m) – Limit (dBuV/m).

| **Modulation** | be EHT20 | **Test Freq. (MHz)** | 5580 |
|---|---|---|---|
| **Polarization** | Vertical | | |

Test By :Brad Wu- Temperature(℃):25 Humidity(%):67

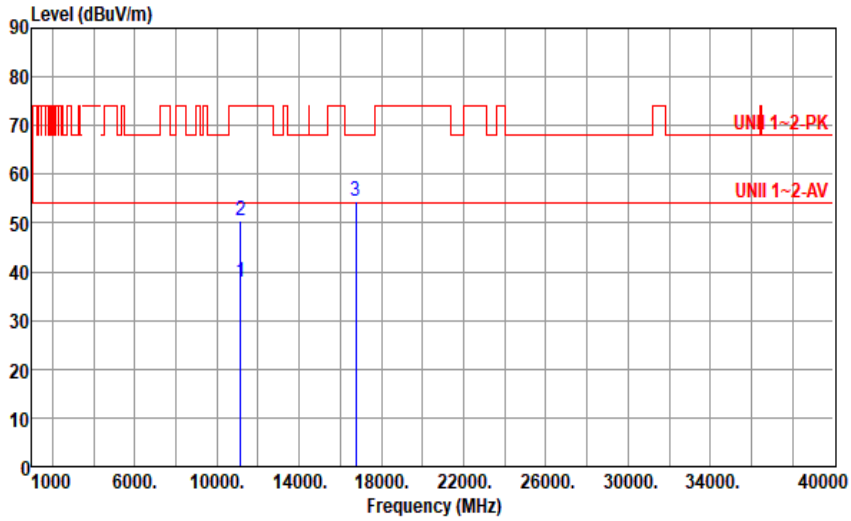


| | Freq. MHz | Emission level dBuV/m | Limit dBuV/m | Margin dB | SA reading dBuV | Factor dB/m | Remark | ANT High cm | Turn Table deg |
|---|---|---|---|---|---|---|---|---|---|
| 1 | 11160.00 | 37.78 | 54.00 | -16.22 | 28.66 | 9.12 | Average | 206 | 11 |
| 2 | 11160.00 | 50.41 | 74.00 | -23.59 | 41.29 | 9.12 | Peak | 206 | 11 |
| 3 | 16740.00 | 54.63 | 68.20 | -13.57 | 47.04 | 7.59 | Peak | 196 | 358 |

Note 1: Emission Level (dBuV/m) = SA Reading (dBuV) + Factor* (dB/m)
*Factor includes antenna factor , cable loss and amplifier gain
Note 2: Margin (dB) = Emission level (dBuV/m) – Limit (dBuV/m).

| **Modulation** | be EHT20 | **Test Freq. (MHz)** | 5700 |
|---|---|---|---|
| **Polarization** | Horizontal | | |

Test By :Brad Wu- Temperature(℃):25 Humidity(%):67

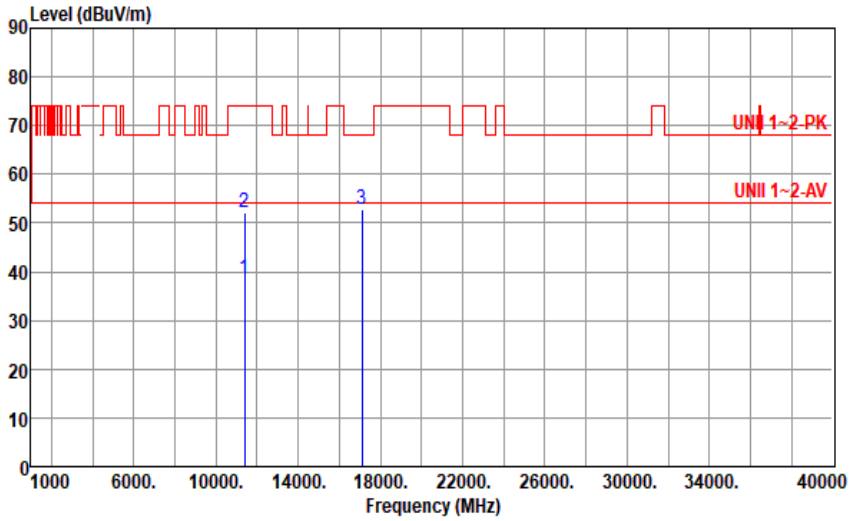


| | Freq. MHz | Emission level dBuV/m | Limit dBuV/m | Margin dB | SA reading dBuV | Factor dB/m | Remark | ANT High cm | Turn Table deg |
|---|---|---|---|---|---|---|---|---|---|
| 1 | 11400.00 | 38.56 | 54.00 | -15.44 | 29.47 | 9.09 | Average | 192 | 304 |
| 2 | 11400.00 | 51.99 | 74.00 | -22.01 | 42.90 | 9.09 | Peak | 192 | 304 |
| 3 | 17100.00 | 52.69 | 68.20 | -15.51 | 45.54 | 7.15 | Peak | 202 | 11 |

Note 1: Emission Level (dBuV/m) = SA Reading (dBuV) + Factor* (dB/m)
*Factor includes antenna factor , cable loss and amplifier gain
Note 2: Margin (dB) = Emission level (dBuV/m) – Limit (dBuV/m).

| **Modulation** | be EHT20 | **Test Freq. (MHz)** | 5700 |
|---|---|---|---|
| **Polarization** | Vertical | | |

Test By :Brad Wu- Temperature(℃):25 Humidity(%):67

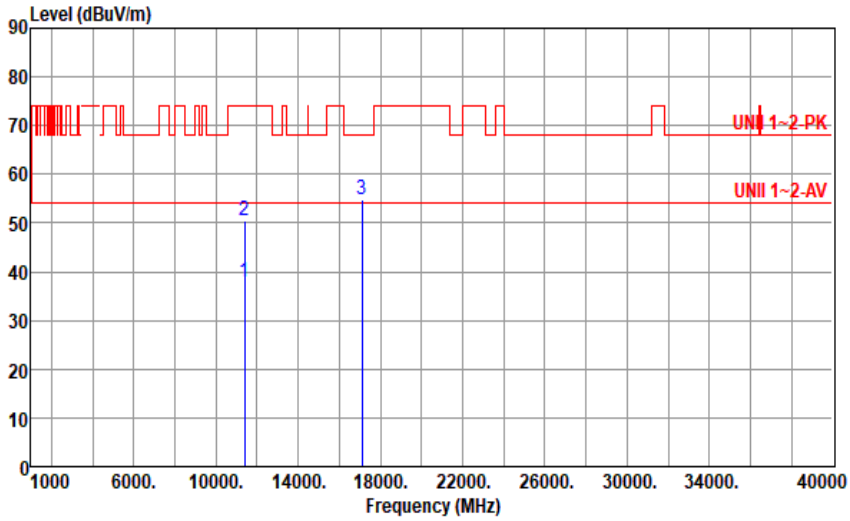


| | Freq. MHz | Emission level dBuV/m | Limit dBuV/m | Margin dB | SA reading dBuV | Factor dB/m | Remark | ANT High cm | Turn Table deg |
|---|---|---|---|---|---|---|---|---|---|
| 1 | 11400.00 | 37.98 | 54.00 | -16.02 | 28.89 | 9.09 | Average | 232 | 16 |
| 2 | 11400.00 | 50.49 | 74.00 | -23.51 | 41.40 | 9.09 | Peak | 232 | 16 |
| 3 | 17100.00 | 54.83 | 68.20 | -13.37 | 47.68 | 7.15 | Peak | 186 | 312 |

Note 1: Emission Level (dBuV/m) = SA Reading (dBuV) + Factor* (dB/m)
*Factor includes antenna factor , cable loss and amplifier gain
Note 2: Margin (dB) = Emission level (dBuV/m) – Limit (dBuV/m).

| **Modulation** | be EHT20 | **Test Freq. (MHz)** | 5720 |
|---|---|---|---|
| **Polarization** | Horizontal | | |

Test By :Brad Wu- Temperature(℃):25 Humidity(%):67

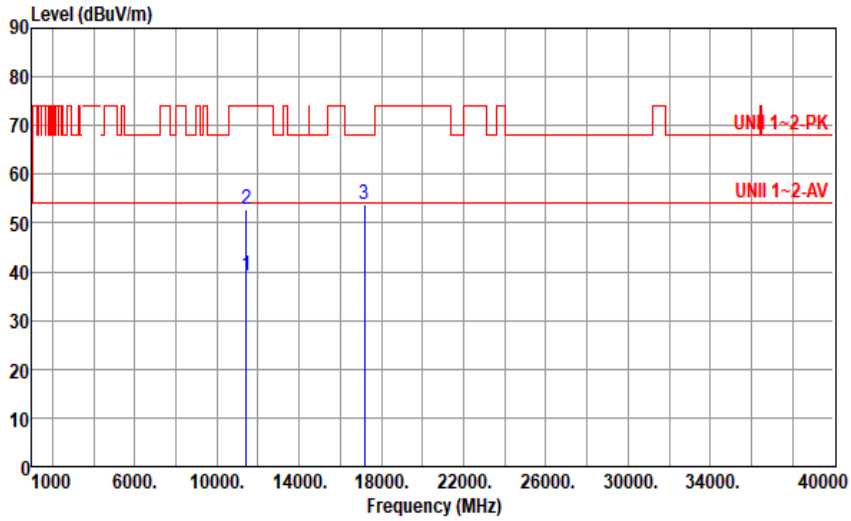


| | Freq. MHz | Emission level dBuV/m | Limit dBuV/m | Margin dB | SA reading dBuV | Factor dB/m | Remark | ANT High cm | Turn Table deg |
|---|---|---|---|---|---|---|---|---|---|
| 1 | 11440.00 | 39.25 | 54.00 | -14.75 | 30.10 | 9.15 | Average | 183 | 302 |
| 2 | 11440.00 | 52.95 | 74.00 | -21.05 | 43.80 | 9.15 | Peak | 183 | 302 |
| 3 | 17160.00 | 53.65 | 68.20 | -14.55 | 46.64 | 7.01 | Peak | 178 | 346 |

Note 1: Emission Level (dBuV/m) = SA Reading (dBuV) + Factor* (dB/m)
*Factor includes antenna factor , cable loss and amplifier gain
Note 2: Margin (dB) = Emission level (dBuV/m) – Limit (dBuV/m).

| **Modulation** | be EHT20 | **Test Freq. (MHz)** | 5720 |
|---|---|---|---|
| **Polarization** | Vertical | | |

Test By :Brad Wu- Temperature(℃):25 Humidity(%):67

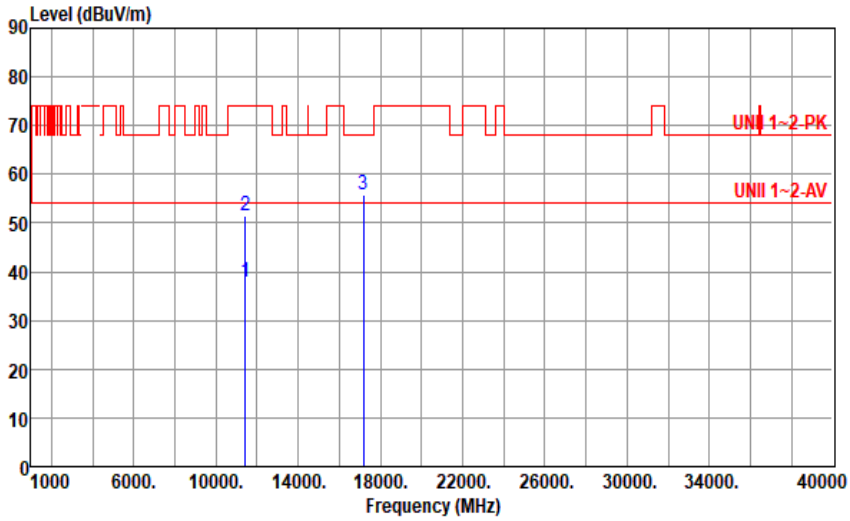


| | Freq. MHz | Emission level dBuV/m | Limit dBuV/m | Margin dB | SA reading dBuV | Factor dB/m | Remark | ANT High cm | Turn Table deg |
|---|---|---|---|---|---|---|---|---|---|
| 1 | 11440.00 | 37.85 | 54.00 | -16.15 | 28.70 | 9.15 | Average | 228 | 19 |
| 2 | 11440.00 | 51.48 | 74.00 | -22.52 | 42.33 | 9.15 | Peak | 228 | 19 |
| 3 | 17160.00 | 55.69 | 68.20 | -12.51 | 48.68 | 7.01 | Peak | 185 | 347 |

Note 1: Emission Level (dBuV/m) = SA Reading (dBuV) + Factor* (dB/m)
*Factor includes antenna factor , cable loss and amplifier gain
Note 2: Margin (dB) = Emission level (dBuV/m) – Limit (dBuV/m).

| **Modulation** | be EHT40 | **Test Freq. (MHz)** | 5270 |
|---|---|---|---|
| **Polarization** | Horizontal | | |

Test By :Brad Wu- Temperature(℃):25 Humidity(%):67

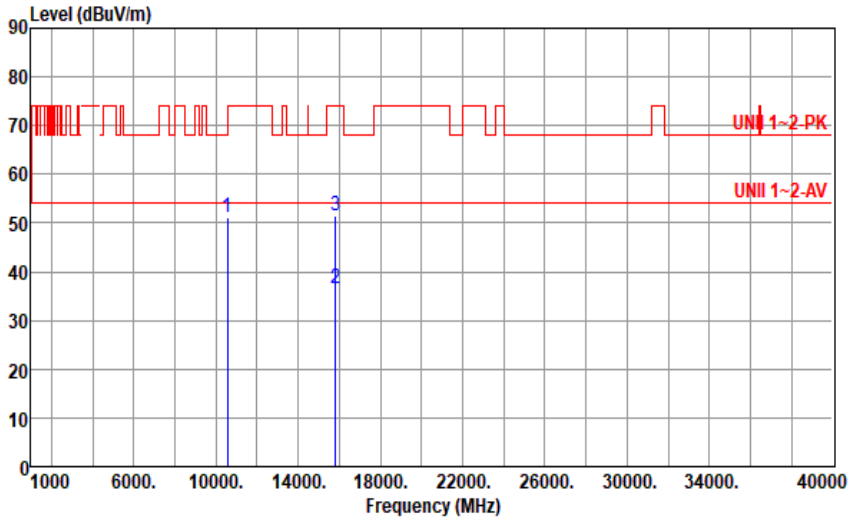


| | Freq. MHz | Emission level dBuV/m | Limit dBuV/m | Margin dB | SA reading dBuV | Factor dB/m | Remark | ANT High cm | Turn Table deg |
|---|---|---|---|---|---|---|---|---|---|
| 1 | 10540.00 | 51.18 | 68.20 | -17.02 | 42.02 | 9.16 | Peak | 135 | 329 |
| 2 | 15810.00 | 36.46 | 54.00 | -17.54 | 30.50 | 5.96 | Average | 228 | 337 |
| 3 | 15810.00 | 51.63 | 74.00 | -22.37 | 45.67 | 5.96 | Peak | 228 | 337 |

Note 1: Emission Level (dBuV/m) = SA Reading (dBuV) + Factor* (dB/m)
*Factor includes antenna factor , cable loss and amplifier gain
Note 2: Margin (dB) = Emission level (dBuV/m) – Limit (dBuV/m).

| **Modulation** | be EHT40 | **Test Freq. (MHz)** | 5270 |
|---|---|---|---|
| **Polarization** | Vertical | | |

Test By :Brad Wu- Temperature(℃):25 Humidity(%):67

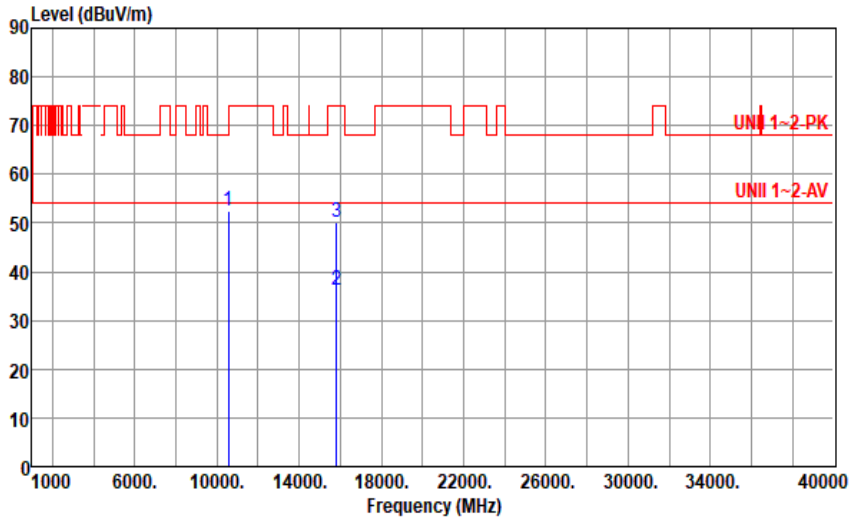


| | Freq. MHz | Emission level dBuV/m | Limit dBuV/m | Margin dB | SA reading dBuV | Factor dB/m | Remark | ANT High cm | Turn Table deg |
|---|---|---|---|---|---|---|---|---|---|
| 1 | 10540.00 | 52.58 | 68.20 | -15.62 | 43.42 | 9.16 | Peak | 162 | 35 |
| 2 | 15810.00 | 36.25 | 54.00 | -17.75 | 30.29 | 5.96 | Average | 234 | 318 |
| 3 | 15810.00 | 50.02 | 74.00 | -23.98 | 44.06 | 5.96 | Peak | 234 | 318 |

Note 1: Emission Level (dBuV/m) = SA Reading (dBuV) + Factor* (dB/m)
*Factor includes antenna factor , cable loss and amplifier gain
Note 2: Margin (dB) = Emission level (dBuV/m) – Limit (dBuV/m).

| **Modulation** | be EHT40 | **Test Freq. (MHz)** | 5310 |
|---|---|---|---|
| **Polarization** | Horizontal | | |

Test By :Brad Wu- Temperature(℃):25 Humidity(%):67

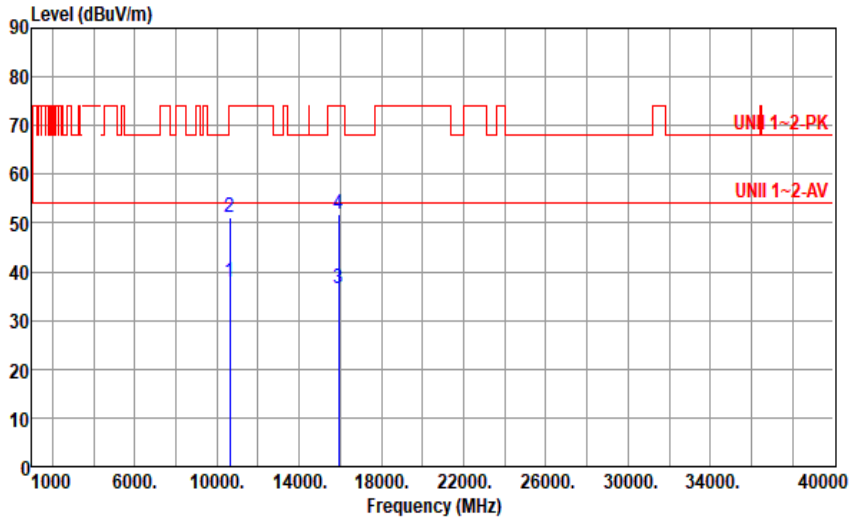


| | Freq. MHz | Emission level dBuV/m | Limit dBuV/m | Margin dB | SA reading dBuV | Factor dB/m | Remark | ANT High cm | Turn Table deg |
|---|---|---|---|---|---|---|---|---|---|
| 1 | 10620.00 | 37.98 | 54.00 | -16.02 | 28.69 | 9.29 | Average | 128 | 315 |
| 2 | 10620.00 | 51.22 | 74.00 | -22.78 | 41.93 | 9.29 | Peak | 128 | 315 |
| 3 | 15930.00 | 36.64 | 54.00 | -17.36 | 30.30 | 6.34 | Average | 196 | 313 |
| 4 | 15930.00 | 51.69 | 74.00 | -22.31 | 45.35 | 6.34 | Peak | 196 | 313 |

Note 1: Emission Level (dBuV/m) = SA Reading (dBuV) + Factor* (dB/m)
*Factor includes antenna factor , cable loss and amplifier gain
Note 2: Margin (dB) = Emission level (dBuV/m) – Limit (dBuV/m).

| **Modulation** | be EHT40 | **Test Freq. (MHz)** | 5310 |
|---|---|---|---|
| **Polarization** | Vertical | | |

Test By :Brad Wu- Temperature(℃):25 Humidity(%):67

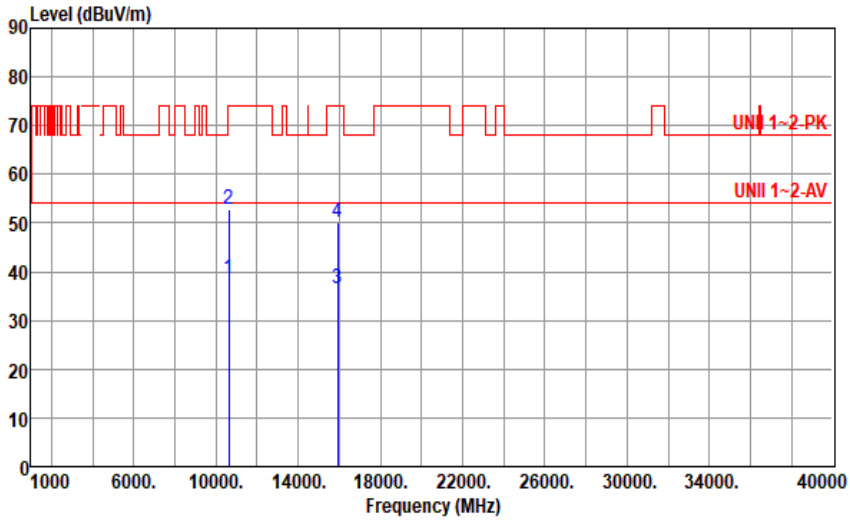


| | Freq. MHz | Emission level dBuV/m | Limit dBuV/m | Margin dB | SA reading dBuV | Factor dB/m | Remark | ANT High cm | Turn Table deg |
|---|---|---|---|---|---|---|---|---|---|
| 1 | 10620.00 | 38.46 | 54.00 | -15.54 | 29.17 | 9.29 | Average | 157 | 31 |
| 2 | 10620.00 | 52.78 | 74.00 | -21.22 | 43.49 | 9.29 | Peak | 157 | 31 |
| 3 | 15930.00 | 36.38 | 54.00 | -17.62 | 30.04 | 6.34 | Average | 238 | 357 |
| 4 | 15930.00 | 50.29 | 74.00 | -23.71 | 43.95 | 6.34 | Peak | 238 | 357 |

Note 1: Emission Level (dBuV/m) = SA Reading (dBuV) + Factor* (dB/m)
*Factor includes antenna factor , cable loss and amplifier gain
Note 2: Margin (dB) = Emission level (dBuV/m) – Limit (dBuV/m).

| **Modulation** | be EHT40 | **Test Freq. (MHz)** | 5510 |
|---|---|---|---|
| **Polarization** | Horizontal | | |

Test By :Brad Wu- Temperature(℃):25 Humidity(%):67

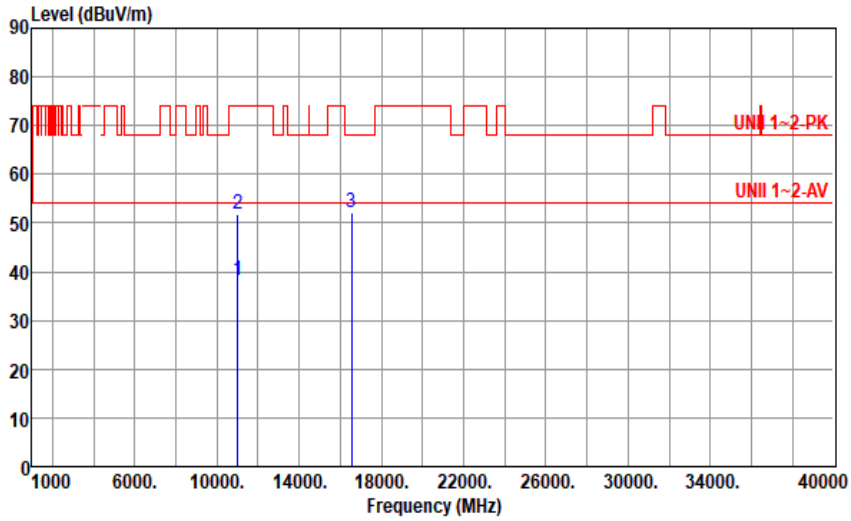


| | Freq. MHz | Emission level dBuV/m | Limit dBuV/m | Margin dB | SA reading dBuV | Factor dB/m | Remark | ANT High cm | Turn Table deg |
|---|---|---|---|---|---|---|---|---|---|
| 1 | 11020.00 | 38.12 | 54.00 | -15.88 | 28.47 | 9.65 | Average | 162 | 296 |
| 2 | 11020.00 | 51.69 | 74.00 | -22.31 | 42.04 | 9.65 | Peak | 162 | 296 |
| 3 | 16530.00 | 52.29 | 68.20 | -15.91 | 44.92 | 7.37 | Peak | 155 | 316 |

Note 1: Emission Level (dBuV/m) = SA Reading (dBuV) + Factor* (dB/m)
*Factor includes antenna factor , cable loss and amplifier gain
Note 2: Margin (dB) = Emission level (dBuV/m) – Limit (dBuV/m).

| **Modulation** | be EHT40 | **Test Freq. (MHz)** | 5510 |
|---|---|---|---|
| **Polarization** | Vertical | | |

Test By :Brad Wu- Temperature(℃):25 Humidity(%):67

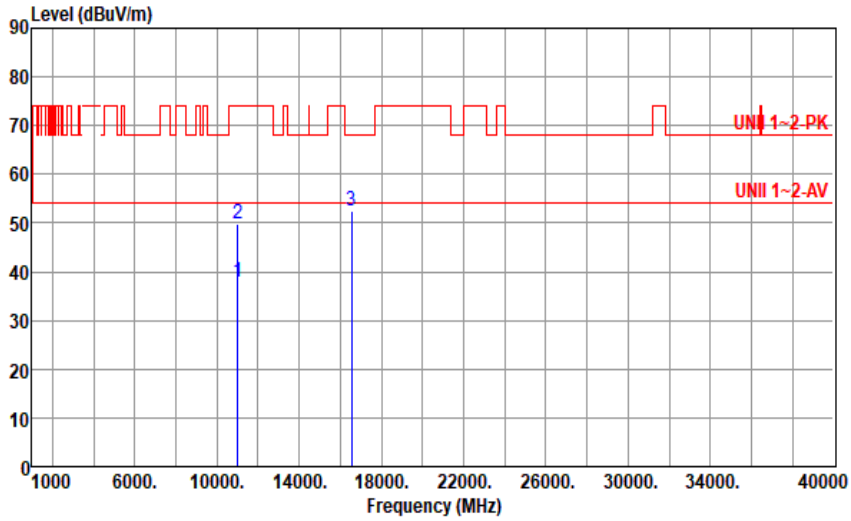


| | Freq. MHz | Emission level dBuV/m | Limit dBuV/m | Margin dB | SA reading dBuV | Factor dB/m | Remark | ANT High cm | Turn Table deg |
|---|---|---|---|---|---|---|---|---|---|
| 1 | 11020.00 | 37.82 | 54.00 | -16.18 | 28.17 | 9.65 | Average | 195 | 23 |
| 2 | 11020.00 | 49.98 | 74.00 | -24.02 | 40.33 | 9.65 | Peak | 195 | 23 |
| 3 | 16530.00 | 52.36 | 68.20 | -15.84 | 44.99 | 7.37 | Peak | 148 | 295 |

Note 1: Emission Level (dBuV/m) = SA Reading (dBuV) + Factor* (dB/m)
*Factor includes antenna factor , cable loss and amplifier gain
Note 2: Margin (dB) = Emission level (dBuV/m) – Limit (dBuV/m).

| **Modulation** | be EHT40 | **Test Freq. (MHz)** | 5590 |
|---|---|---|---|
| **Polarization** | Horizontal | | |

Test By :Brad Wu- Temperature(℃):25 Humidity(%):67

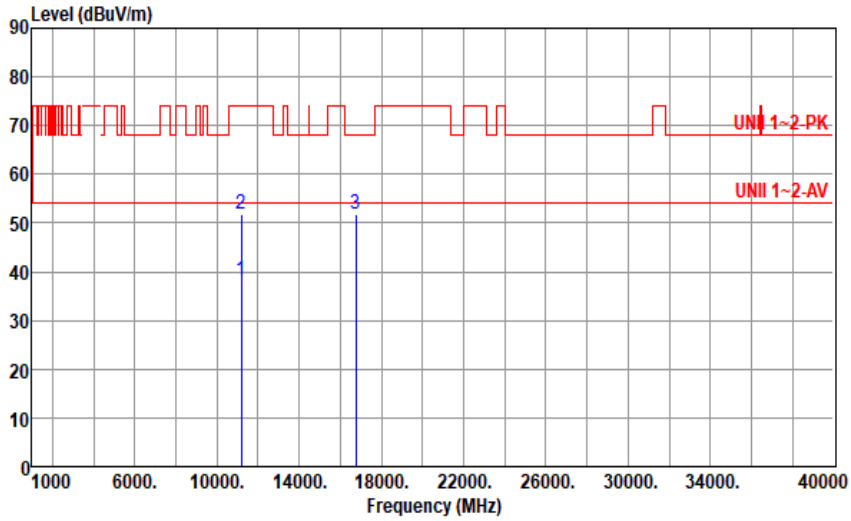


| | Freq. MHz | Emission level dBuV/m | Limit dBuV/m | Margin dB | SA reading dBuV | Factor dB/m | Remark | ANT High cm | Turn Table deg |
|---|---|---|---|---|---|---|---|---|---|
| 1 | 11180.00 | 38.29 | 54.00 | -15.71 | 29.19 | 9.10 | Average | 158 | 285 |
| 2 | 11180.00 | 51.78 | 74.00 | -22.22 | 42.68 | 9.10 | Peak | 158 | 285 |
| 3 | 16770.00 | 51.78 | 68.20 | -16.42 | 44.22 | 7.56 | Peak | 182 | 345 |

Note 1: Emission Level (dBuV/m) = SA Reading (dBuV) + Factor* (dB/m)
*Factor includes antenna factor , cable loss and amplifier gain
Note 2: Margin (dB) = Emission level (dBuV/m) – Limit (dBuV/m).

| **Modulation** | be EHT40 | **Test Freq. (MHz)** | 5590 |
|---|---|---|---|
| **Polarization** | Vertical | | |

Test By :Brad Wu- Temperature(℃):25 Humidity(%):67

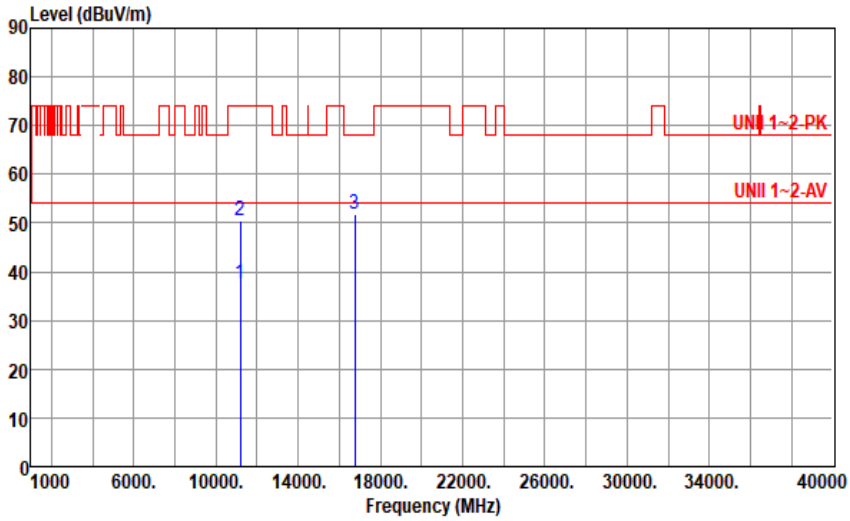


| | Freq. MHz | Emission level dBuV/m | Limit dBuV/m | Margin dB | SA reading dBuV | Factor dB/m | Remark | ANT High cm | Turn Table deg |
|---|---|---|---|---|---|---|---|---|---|
| 1 | 11180.00 | 37.40 | 54.00 | -16.60 | 28.30 | 9.10 | Average | 153 | 277 |
| 2 | 11180.00 | 50.63 | 74.00 | -23.37 | 41.53 | 9.10 | Peak | 153 | 277 |
| 3 | 16770.00 | 51.83 | 68.20 | -16.37 | 44.27 | 7.56 | Peak | 185 | 343 |

Note 1: Emission Level (dBuV/m) = SA Reading (dBuV) + Factor* (dB/m)
*Factor includes antenna factor , cable loss and amplifier gain
Note 2: Margin (dB) = Emission level (dBuV/m) – Limit (dBuV/m).

| **Modulation** | be EHT40 | **Test Freq. (MHz)** | 5670 |
|---|---|---|---|
| **Polarization** | Horizontal | | |

Test By :Akun Chung_ Temperature(℃):23 Humidity(%):62

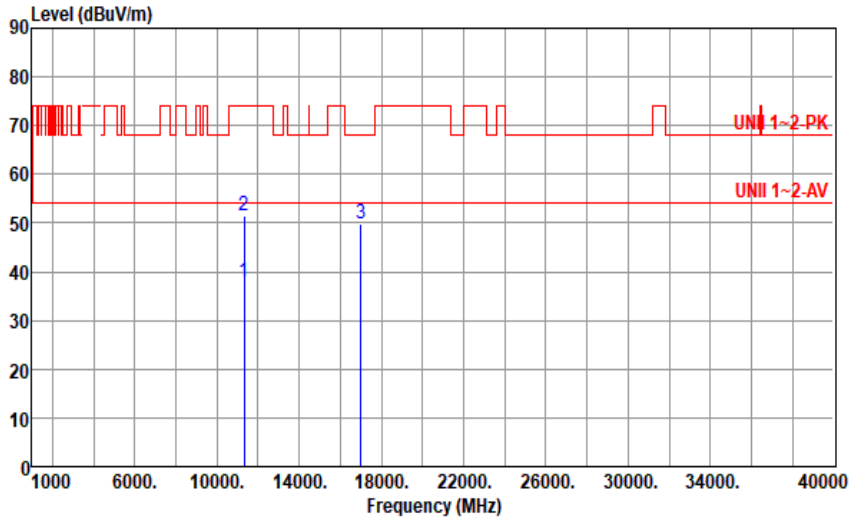


| | Freq. MHz | Emission level dBuV/m | Limit dBuV/m | Margin dB | SA reading dBuV | Factor dB/m | Remark | ANT High cm | Turn Table deg |
|---|---|---|---|---|---|---|---|---|---|
| 1 | 11340.00 | 37.98 | 54.00 | -16.02 | 28.88 | 9.10 | Average | 158 | 287 |
| 2 | 11340.00 | 51.38 | 74.00 | -22.62 | 42.28 | 9.10 | Peak | 158 | 287 |
| 3 | 17010.00 | 49.82 | 68.20 | -18.38 | 42.22 | 7.60 | Peak | 185 | 303 |

Note 1: Emission Level (dBuV/m) = SA Reading (dBuV) + Factor* (dB/m)
*Factor includes antenna factor , cable loss and amplifier gain
Note 2: Margin (dB) = Emission level (dBuV/m) – Limit (dBuV/m).

| **Modulation** | be EHT40 | **Test Freq. (MHz)** | 5670 |
|---|---|---|---|
| **Polarization** | Vertical | | |

Test By :Akun Chung_ Temperature(℃):23 Humidity(%):62

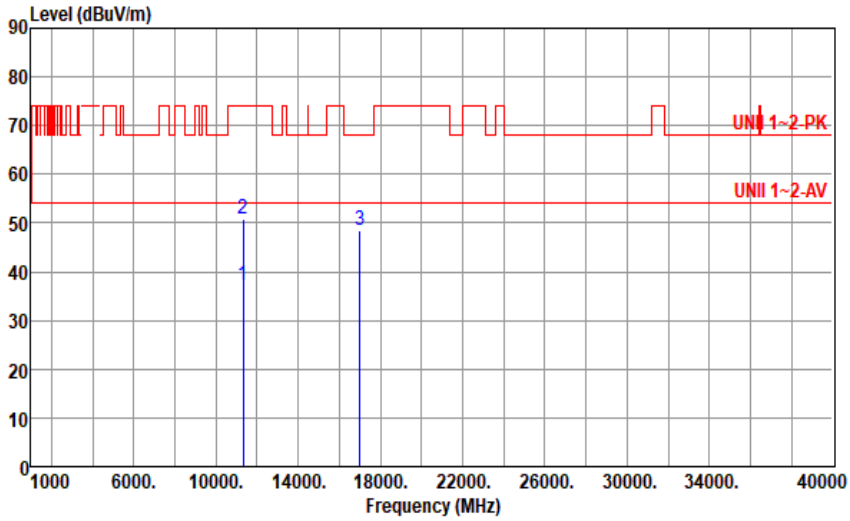


| | Freq. MHz | Emission level dBuV/m | Limit dBuV/m | Margin dB | SA reading dBuV | Factor dB/m | Remark | ANT High cm | Turn Table deg |
|---|---|---|---|---|---|---|---|---|---|
| 1 | 11340.00 | 37.34 | 54.00 | -16.66 | 28.24 | 9.10 | Average | 283 | 303 |
| 2 | 11340.00 | 50.88 | 74.00 | -23.12 | 41.78 | 9.10 | Peak | 283 | 303 |
| 3 | 17010.00 | 48.56 | 68.20 | -19.64 | 40.96 | 7.60 | Peak | 261 | 356 |

Note 1: Emission Level (dBuV/m) = SA Reading (dBuV) + Factor* (dB/m)
*Factor includes antenna factor , cable loss and amplifier gain
Note 2: Margin (dB) = Emission level (dBuV/m) – Limit (dBuV/m).

| **Modulation** | be EHT40 | **Test Freq. (MHz)** | 5710 |
|---|---|---|---|
| **Polarization** | Horizontal | | |

Test By :Brad Wu- Temperature(℃):24 Humidity(%):66

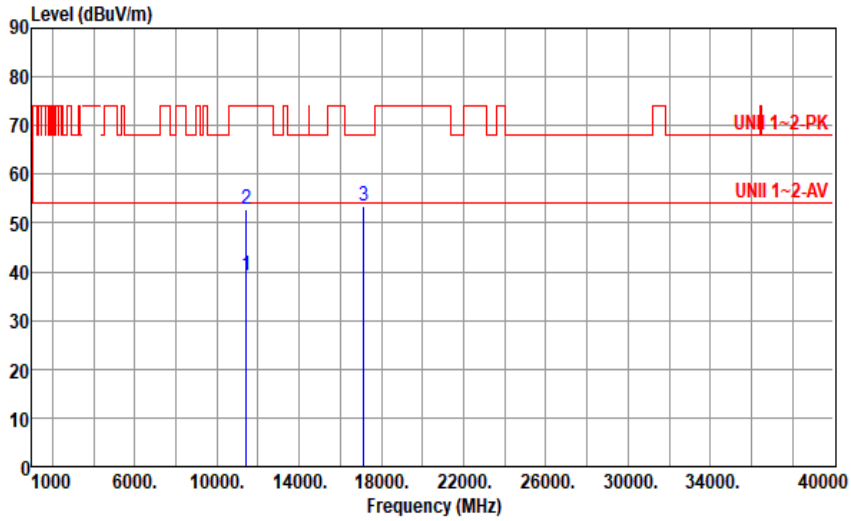


| | Freq. MHz | Emission level dBuV/m | Limit dBuV/m | Margin dB | SA reading dBuV | Factor dB/m | Remark | ANT High cm | Turn Table deg |
|---|---|---|---|---|---|---|---|---|---|
| 1 | 11420.00 | 39.13 | 54.00 | -14.87 | 30.00 | 9.13 | Average | 176 | 294 |
| 2 | 11420.00 | 52.79 | 74.00 | -21.21 | 43.66 | 9.13 | Peak | 176 | 294 |
| 3 | 17130.00 | 53.46 | 68.20 | -14.74 | 46.42 | 7.04 | Peak | 185 | 336 |

Note 1: Emission Level (dBuV/m) = SA Reading (dBuV) + Factor* (dB/m)
*Factor includes antenna factor , cable loss and amplifier gain
Note 2: Margin (dB) = Emission level (dBuV/m) – Limit (dBuV/m).

| **Modulation** | be EHT40 | **Test Freq. (MHz)** | 5710 |
|---|---|---|---|
| **Polarization** | Vertical | | |

Test By :Brad Wu- Temperature(℃):24 Humidity(%):66

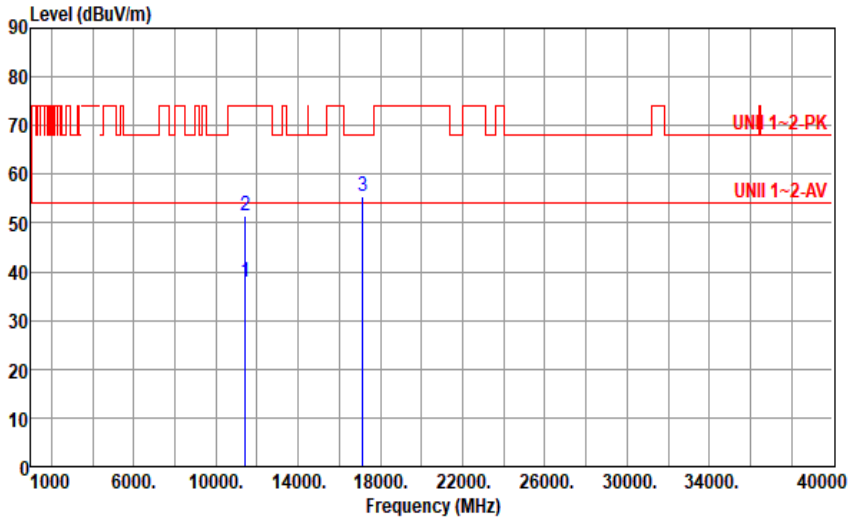


| | Freq. MHz | Emission level dBuV/m | Limit dBuV/m | Margin dB | SA reading dBuV | Factor dB/m | Remark | ANT High cm | Turn Table deg |
|---|---|---|---|---|---|---|---|---|---|
| 1 | 11420.00 | 37.75 | 54.00 | -16.25 | 28.62 | 9.13 | Average | 235 | 28 |
| 2 | 11420.00 | 51.36 | 74.00 | -22.64 | 42.23 | 9.13 | Peak | 235 | 28 |
| 3 | 17130.00 | 55.58 | 68.20 | -12.62 | 48.54 | 7.04 | Peak | 179 | 339 |

Note 1: Emission Level (dBuV/m) = SA Reading (dBuV) + Factor* (dB/m)
*Factor includes antenna factor , cable loss and amplifier gain
Note 2: Margin (dB) = Emission level (dBuV/m) – Limit (dBuV/m).

| **Modulation** | be EHT80 | **Test Freq. (MHz)** | 5290 |
|---|---|---|---|
| **Polarization** | Horizontal | | |

Test By :Brad Wu- Temperature(℃):24 Humidity(%):66

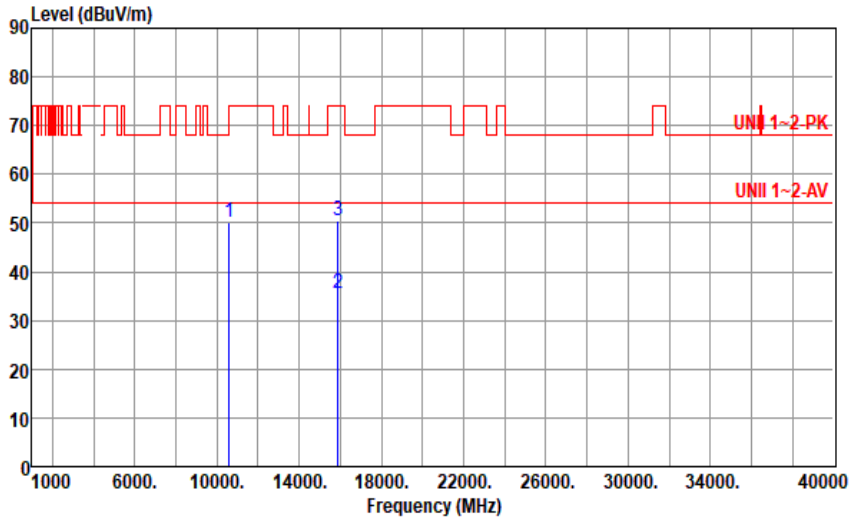


| | Freq. MHz | Emission level dBuV/m | Limit dBuV/m | Margin dB | SA reading dBuV | Factor dB/m | Remark | ANT High cm | Turn Table deg |
|---|---|---|---|---|---|---|---|---|---|
| 1 | 10580.00 | 50.12 | 68.20 | -18.08 | 40.92 | 9.20 | Peak | 136 | 345 |
| 2 | 15870.00 | 35.59 | 54.00 | -18.41 | 29.41 | 6.18 | Average | 188 | 326 |
| 3 | 15870.00 | 50.57 | 74.00 | -23.43 | 44.39 | 6.18 | Peak | 188 | 326 |

Note 1: Emission Level (dBuV/m) = SA Reading (dBuV) + Factor* (dB/m)
*Factor includes antenna factor , cable loss and amplifier gain
Note 2: Margin (dB) = Emission level (dBuV/m) – Limit (dBuV/m).

| **Modulation** | be EHT80 | **Test Freq. (MHz)** | 5290 |
|---|---|---|---|
| **Polarization** | Vertical | | |

Test By :Brad Wu- Temperature(℃):24 Humidity(%):66

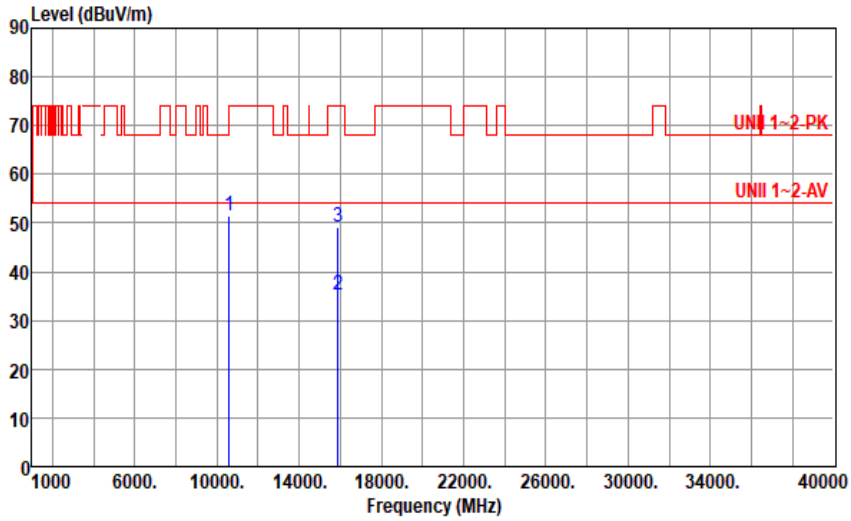


| | Freq. MHz | Emission level dBuV/m | Limit dBuV/m | Margin dB | SA reading dBuV | Factor dB/m | Remark | ANT High cm | Turn Table deg |
|---|---|---|---|---|---|---|---|---|---|
| 1 | 10580.00 | 51.62 | 68.20 | -16.58 | 42.42 | 9.20 | Peak | 167 | 29 |
| 2 | 15870.00 | 35.29 | 54.00 | -18.71 | 29.11 | 6.18 | Average | 246 | 341 |
| 3 | 15870.00 | 49.23 | 74.00 | -24.77 | 43.05 | 6.18 | Peak | 246 | 341 |

Note 1: Emission Level (dBuV/m) = SA Reading (dBuV) + Factor* (dB/m)
*Factor includes antenna factor , cable loss and amplifier gain
Note 2: Margin (dB) = Emission level (dBuV/m) – Limit (dBuV/m).

| **Modulation** | be EHT80 | **Test Freq. (MHz)** | 5530 |
|---|---|---|---|
| **Polarization** | Horizontal | | |

Test By :Brad Wu- Temperature(℃):24 Humidity(%):66

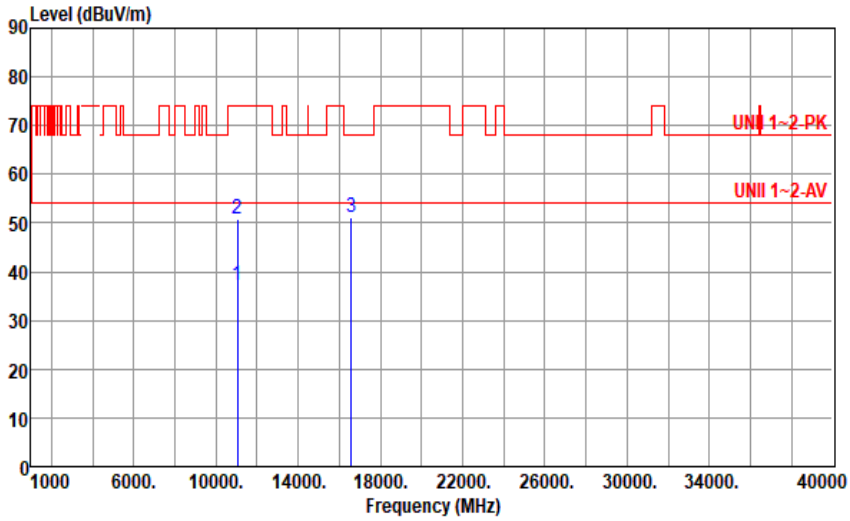


| | Freq. MHz | Emission level dBuV/m | Limit dBuV/m | Margin dB | SA reading dBuV | Factor dB/m | Remark | ANT High cm | Turn Table deg |
|---|---|---|---|---|---|---|---|---|---|
| 1 | 11060.00 | 37.15 | 54.00 | -16.85 | 27.62 | 9.53 | Average | 165 | 312 |
| 2 | 11060.00 | 50.72 | 74.00 | -23.28 | 41.19 | 9.53 | Peak | 165 | 312 |
| 3 | 16590.00 | 51.27 | 68.20 | -16.93 | 43.84 | 7.43 | Peak | 149 | 294 |

Note 1: Emission Level (dBuV/m) = SA Reading (dBuV) + Factor* (dB/m)
*Factor includes antenna factor , cable loss and amplifier gain
Note 2: Margin (dB) = Emission level (dBuV/m) – Limit (dBuV/m).

| **Modulation** | be EHT80 | **Test Freq. (MHz)** | 5530 |
|---|---|---|---|
| **Polarization** | Vertical | | |

Test By :Brad Wu- Temperature(℃):24 Humidity(%):66

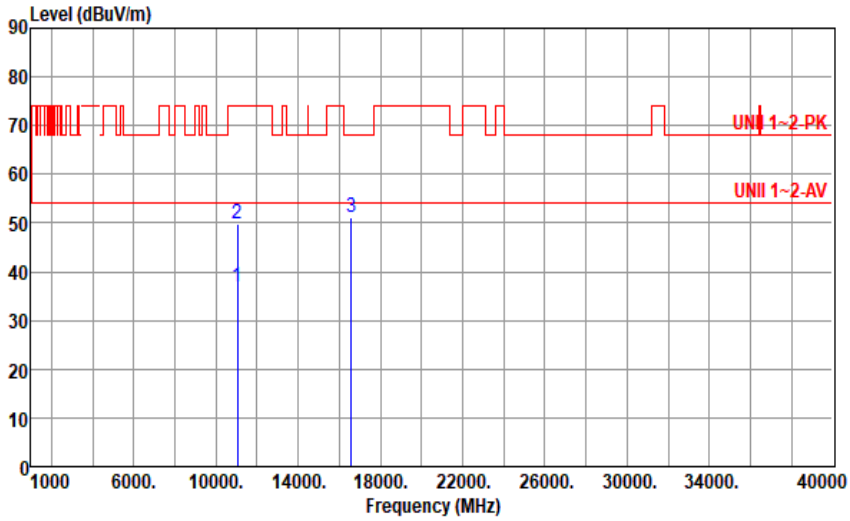


| | Freq. MHz | Emission level dBuV/m | Limit dBuV/m | Margin dB | SA reading dBuV | Factor dB/m | Remark | ANT High cm | Turn Table deg |
|---|---|---|---|---|---|---|---|---|---|
| 1 | 11060.00 | 36.78 | 54.00 | -17.22 | 27.25 | 9.53 | Average | 202 | 36 |
| 2 | 11060.00 | 49.95 | 74.00 | -24.05 | 40.42 | 9.53 | Peak | 202 | 36 |
| 3 | 16590.00 | 51.29 | 68.20 | -16.91 | 43.86 | 7.43 | Peak | 157 | 303 |

Note 1: Emission Level (dBuV/m) = SA Reading (dBuV) + Factor* (dB/m)
*Factor includes antenna factor , cable loss and amplifier gain
Note 2: Margin (dB) = Emission level (dBuV/m) – Limit (dBuV/m).

| **Modulation** | be EHT80 | **Test Freq. (MHz)** | 5610 |
|---|---|---|---|
| **Polarization** | Horizontal | | |

Test By :Brad Wu- Temperature(℃):24 Humidity(%):66

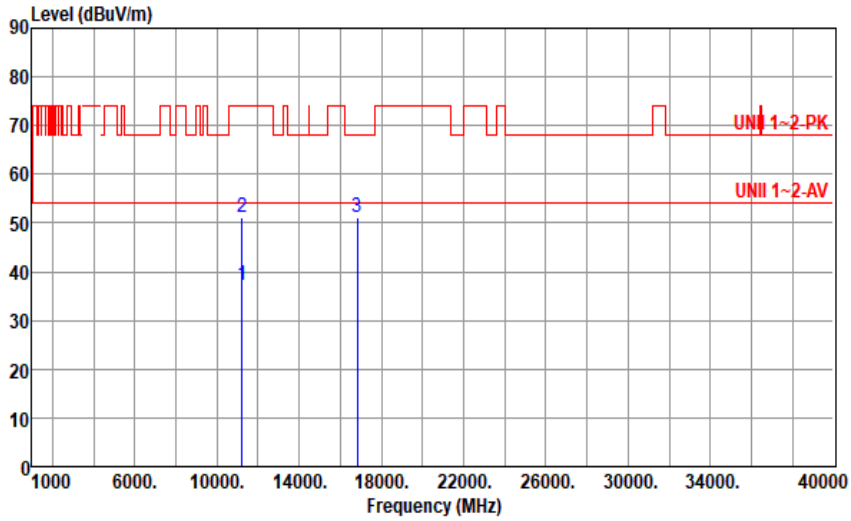


| | Freq. MHz | Emission level dBuV/m | Limit dBuV/m | Margin dB | SA reading dBuV | Factor dB/m | Remark | ANT High cm | Turn Table deg |
|---|---|---|---|---|---|---|---|---|---|
| 1 | 11220.00 | 37.26 | 54.00 | -16.74 | 28.21 | 9.05 | Average | 162 | 298 |
| 2 | 11220.00 | 51.23 | 74.00 | -22.77 | 42.18 | 9.05 | Peak | 162 | 298 |
| 3 | 16830.00 | 51.12 | 68.20 | -17.08 | 43.45 | 7.67 | Peak | 196 | 327 |

Note 1: Emission Level (dBuV/m) = SA Reading (dBuV) + Factor* (dB/m)
*Factor includes antenna factor , cable loss and amplifier gain
Note 2: Margin (dB) = Emission level (dBuV/m) – Limit (dBuV/m).

| **Modulation** | be EHT80 | **Test Freq. (MHz)** | 5610 |
|---|---|---|---|
| **Polarization** | Vertical | | |

Test By :Brad Wu- Temperature(℃):24 Humidity(%):66

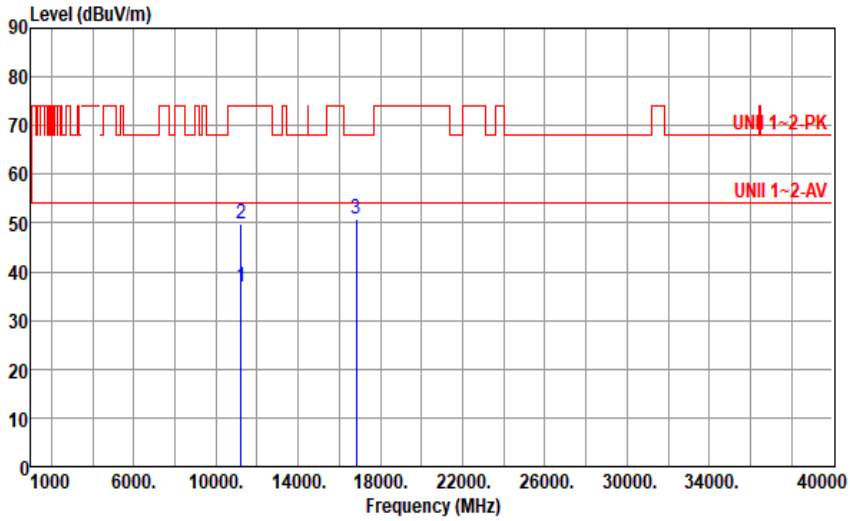


| | Freq. MHz | Emission level dBuV/m | Limit dBuV/m | Margin dB | SA reading dBuV | Factor dB/m | Remark | ANT High cm | Turn Table deg |
|---|---|---|---|---|---|---|---|---|---|
| 1 | 11220.00 | 36.95 | 54.00 | -17.05 | 27.90 | 9.05 | Average | 162 | 289 |
| 2 | 11220.00 | 49.65 | 74.00 | -24.35 | 40.60 | 9.05 | Peak | 162 | 289 |
| 3 | 16830.00 | 50.88 | 68.20 | -17.32 | 43.21 | 7.67 | Peak | 192 | 335 |

Note 1: Emission Level (dBuV/m) = SA Reading (dBuV) + Factor* (dB/m)
*Factor includes antenna factor , cable loss and amplifier gain
Note 2: Margin (dB) = Emission level (dBuV/m) – Limit (dBuV/m).

| **Modulation** | be EHT80 | **Test Freq. (MHz)** | 5690 |
|---|---|---|---|
| **Polarization** | Horizontal | | |

Test By :Brad Wu- Temperature(℃):24 Humidity(%):66

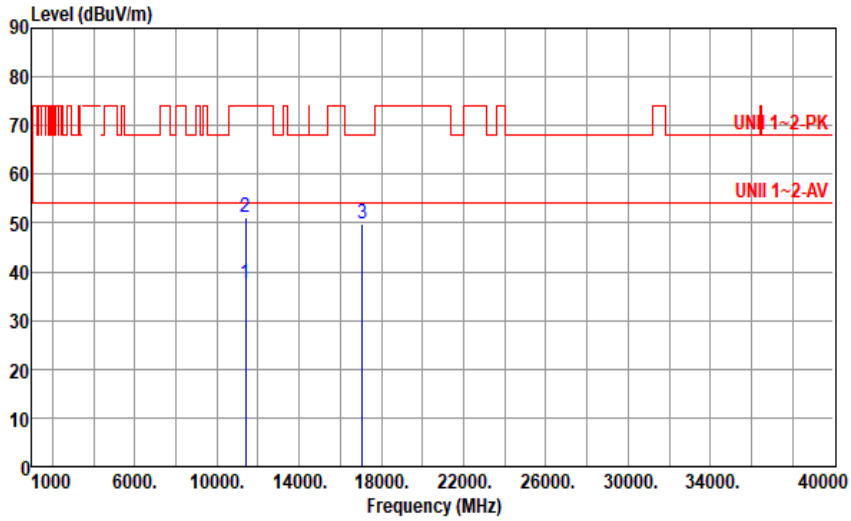


| | Freq. MHz | Emission level dBuV/m | Limit dBuV/m | Margin dB | SA reading dBuV | Factor dB/m | Remark | ANT High cm | Turn Table deg |
|---|---|---|---|---|---|---|---|---|---|
| 1 | 11380.00 | 37.65 | 54.00 | -16.35 | 28.55 | 9.10 | Average | 165 | 302 |
| 2 | 11380.00 | 51.22 | 74.00 | -22.78 | 42.12 | 9.10 | Peak | 165 | 302 |
| 3 | 17070.00 | 49.71 | 68.20 | -18.49 | 42.34 | 7.37 | Peak | 172 | 297 |

Note 1: Emission Level (dBuV/m) = SA Reading (dBuV) + Factor* (dB/m)
*Factor includes antenna factor , cable loss and amplifier gain
Note 2: Margin (dB) = Emission level (dBuV/m) – Limit (dBuV/m).

| **Modulation** | be EHT80 | **Test Freq. (MHz)** | 5690 |
|---|---|---|---|
| **Polarization** | Vertical | | |

Test By :Brad Wu- Temperature(℃):24 Humidity(%):66

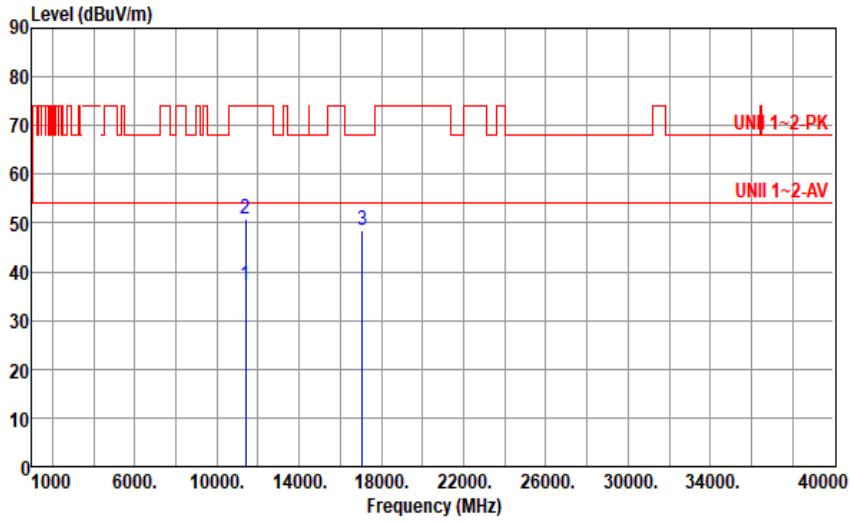


| | Freq. MHz | Emission level dBuV/m | Limit dBuV/m | Margin dB | SA reading dBuV | Factor dB/m | Remark | ANT High cm | Turn Table deg |
|---|---|---|---|---|---|---|---|---|---|
| 1 | 11380.00 | 37.25 | 54.00 | -16.75 | 28.15 | 9.10 | Average | 292 | 306 |
| 2 | 11380.00 | 50.75 | 74.00 | -23.25 | 41.65 | 9.10 | Peak | 292 | 306 |
| 3 | 17070.00 | 48.39 | 68.20 | -19.81 | 41.02 | 7.37 | Peak | 272 | 345 |

Note 1: Emission Level (dBuV/m) = SA Reading (dBuV) + Factor* (dB/m)
*Factor includes antenna factor , cable loss and amplifier gain
Note 2: Margin (dB) = Emission level (dBuV/m) – Limit (dBuV/m).

| **Modulation** | be EHT160 | **Test Freq. (MHz)** | 5250 |
|---|---|---|---|
| **Polarization** | Horizontal | | |

Test By :Brad Wu- Temperature(℃):24 Humidity(%):66

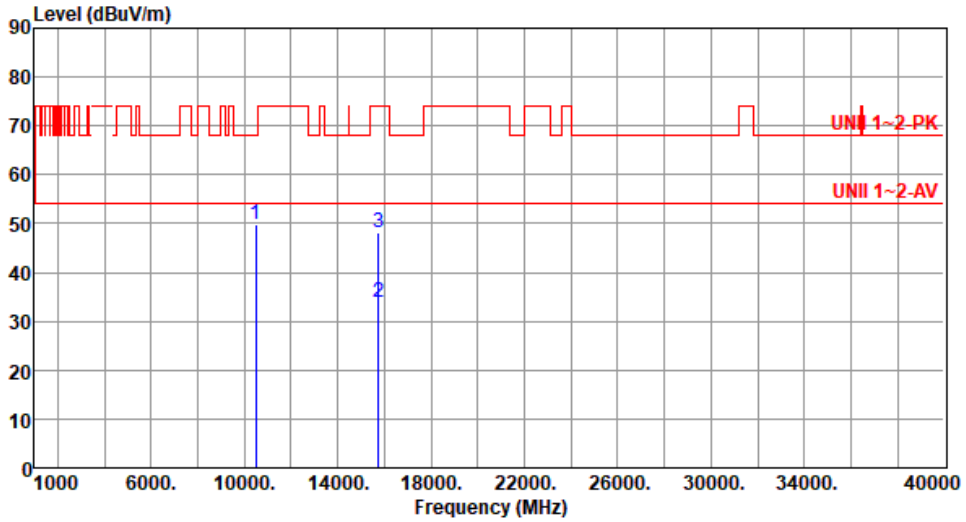


| | Freq. MHz | Emission level dBuV/m | Limit dBuV/m | Margin dB | SA reading dBuV | Factor dB/m | Remark | ANT High cm | Turn Table deg |
|---|---|---|---|---|---|---|---|---|---|
| 1 | 10500.00 | 49.88 | 68.20 | -18.32 | 40.65 | 9.23 | Peak | 162 | 35 |
| 2 | 15750.00 | 33.87 | 54.00 | -20.13 | 27.60 | 6.27 | Average | 227 | 26 |
| 3 | 15750.00 | 48.19 | 74.00 | -25.81 | 41.92 | 6.27 | Peak | 227 | 26 |

Note 1: Emission Level (dBuV/m) = SA Reading (dBuV) + Factor* (dB/m)
*Factor includes antenna factor , cable loss and amplifier gain
Note 2: Margin (dB) = Emission level (dBuV/m) – Limit (dBuV/m).

| **Modulation** | be EHT160 | **Test Freq. (MHz)** | 5250 |
|---|---|---|---|
| **Polarization** | Vertical | | |

Test By :Brad Wu- Temperature(℃):24 Humidity(%):66

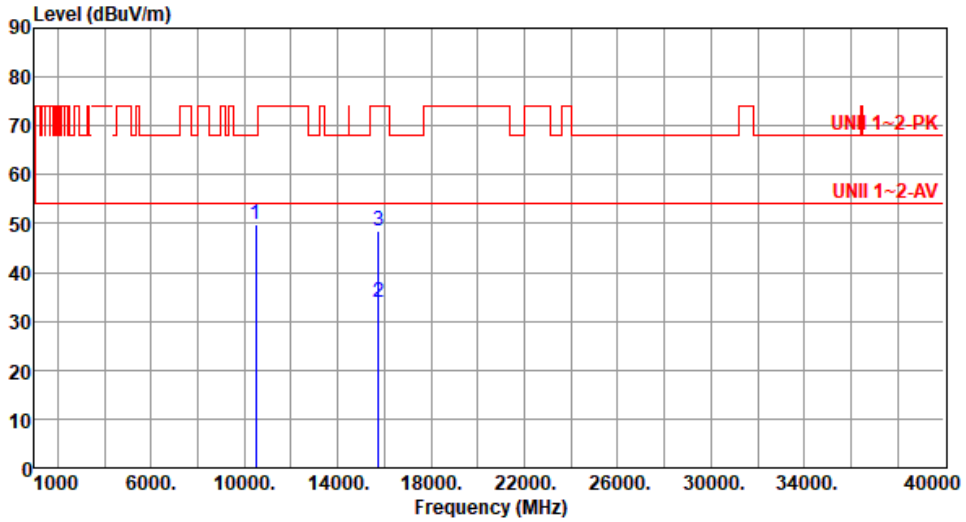


| | Freq. MHz | Emission level dBuV/m | Limit dBuV/m | Margin dB | SA reading dBuV | Factor dB/m | Remark | ANT High cm | Turn Table deg |
|---|---|---|---|---|---|---|---|---|---|
| 1 | 10500.00 | 49.72 | 68.20 | -18.48 | 40.49 | 9.23 | Peak | 221 | 357 |
| 2 | 15750.00 | 34.03 | 54.00 | -19.97 | 27.76 | 6.27 | Average | 202 | 27 |
| 3 | 15750.00 | 48.34 | 74.00 | -25.66 | 42.07 | 6.27 | Peak | 202 | 27 |

Note 1: Emission Level (dBuV/m) = SA Reading (dBuV) + Factor* (dB/m)
*Factor includes antenna factor , cable loss and amplifier gain
Note 2: Margin (dB) = Emission level (dBuV/m) – Limit (dBuV/m).

| **Modulation** | be EHT160 | **Test Freq. (MHz)** | 5570 |
|---|---|---|---|
| **Polarization** | Horizontal | | |

Test By :Brad Wu- Temperature(℃):24 Humidity(%):66

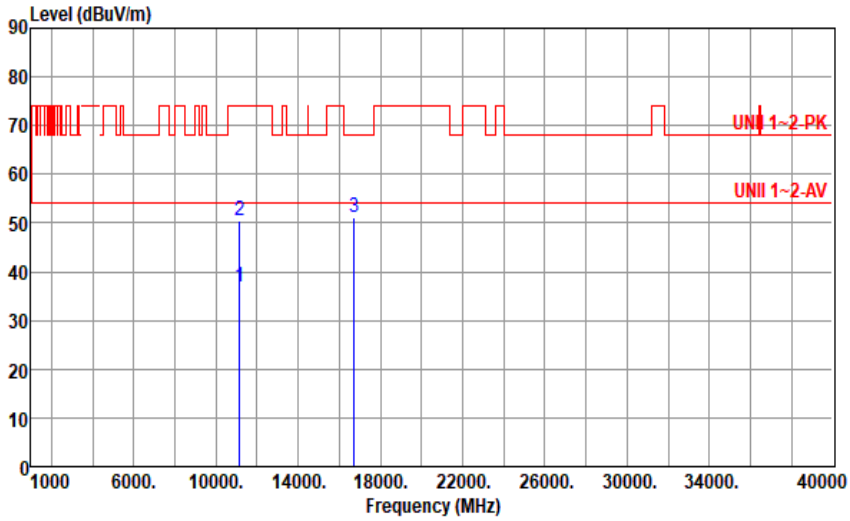


| | Freq. MHz | Emission level dBuV/m | Limit dBuV/m | Margin dB | SA reading dBuV | Factor dB/m | Remark | ANT High cm | Turn Table deg |
|---|---|---|---|---|---|---|---|---|---|
| 1 | 11140.00 | 37.02 | 54.00 | -16.98 | 27.85 | 9.17 | Average | 174 | 338 |
| 2 | 11140.00 | 50.59 | 74.00 | -23.41 | 41.42 | 9.17 | Peak | 174 | 338 |
| 3 | 16710.00 | 51.08 | 68.20 | -17.12 | 43.47 | 7.61 | Peak | 162 | 288 |

Note 1: Emission Level (dBuV/m) = SA Reading (dBuV) + Factor* (dB/m)
*Factor includes antenna factor , cable loss and amplifier gain
Note 2: Margin (dB) = Emission level (dBuV/m) – Limit (dBuV/m).

| **Modulation** | be EHT160 | **Test Freq. (MHz)** | 5570 |
|---|---|---|---|
| **Polarization** | Vertical | | |

Test By :Brad Wu- Temperature(℃):24 Humidity(%):66

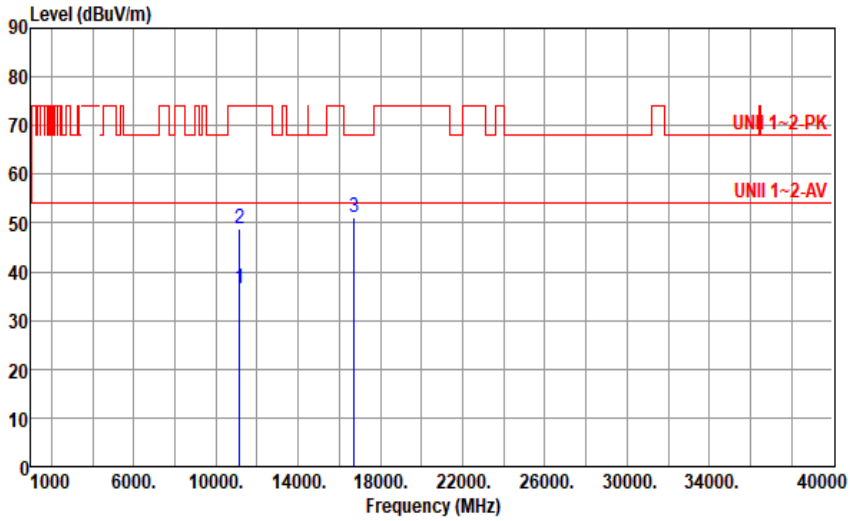


| | Freq. MHz | Emission level dBuV/m | Limit dBuV/m | Margin dB | SA reading dBuV | Factor dB/m | Remark | ANT High cm | Turn Table deg |
|---|---|---|---|---|---|---|---|---|---|
| 1 | 11140.00 | 36.69 | 54.00 | -17.31 | 27.52 | 9.17 | Average | 208 | 49 |
| 2 | 11140.00 | 48.83 | 74.00 | -25.17 | 39.66 | 9.17 | Peak | 208 | 49 |
| 3 | 16710.00 | 51.08 | 68.20 | -17.12 | 43.47 | 7.61 | Peak | 163 | 298 |

Note 1: Emission Level (dBuV/m) = SA Reading (dBuV) + Factor* (dB/m)
*Factor includes antenna factor , cable loss and amplifier gain
Note 2: Margin (dB) = Emission level (dBuV/m) – Limit (dBuV/m).

| **Modulation** | be EHT240_OFDMA | **Test Freq. (MHz)** | 5610 |
|---|---|---|---|
| **Polarization** | Horizontal-Peak | | |

Test By :Brad Wu- Temperature(℃):24 Humidity(%):66

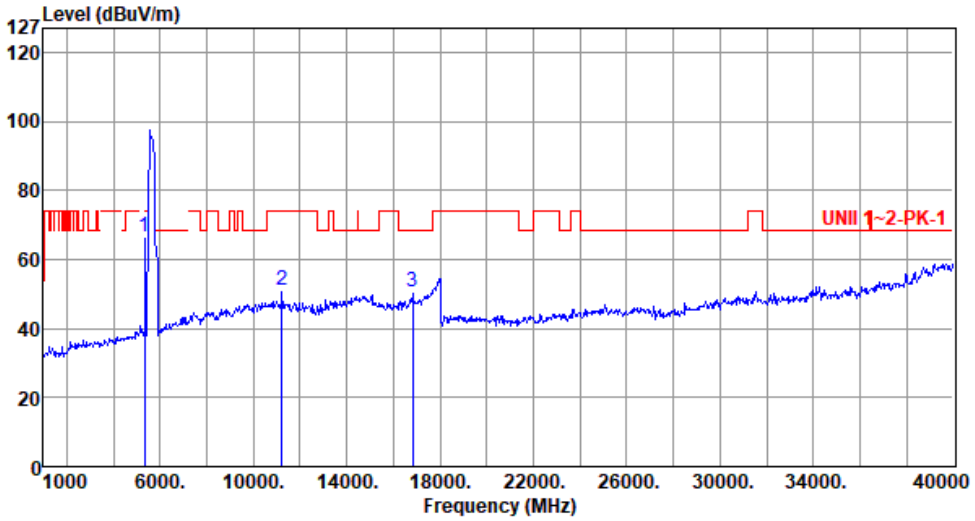


| | Freq. MHz | Emission level dBuV/m | Limit dBuV/m | Margin dB | SA reading dBuV | Factor dB/m | Remark | ANT High cm | Turn Table deg |
|---|---|---|---|---|---|---|---|---|---|
| 1 | 5335.00 | 66.52 | 68.20 | -1.68 | 66.23 | 0.29 | Peak | 304 | 291 |
| 2 | 11220.00 | 50.97 | 74.00 | -23.03 | 41.92 | 9.05 | Peak | 159 | 301 |
| 3 | 16830.00 | 50.78 | 68.20 | -17.42 | 43.11 | 7.67 | Peak | 203 | 314 |

Note 1: Emission Level (dBuV/m) = SA Reading (dBuV) + Factor* (dB/m)
*Factor includes antenna factor , cable loss and amplifier gain
Note 2: Margin (dB) = Emission level (dBuV/m) – Limit (dBuV/m).

| **Modulation** | be EHT240_OFDMA | **Test Freq. (MHz)** | 5610 |
|---|---|---|---|
| **Polarization** | Horizontal-Average | | |

Test By :Brad Wu- Temperature(℃):24 Humidity(%):66

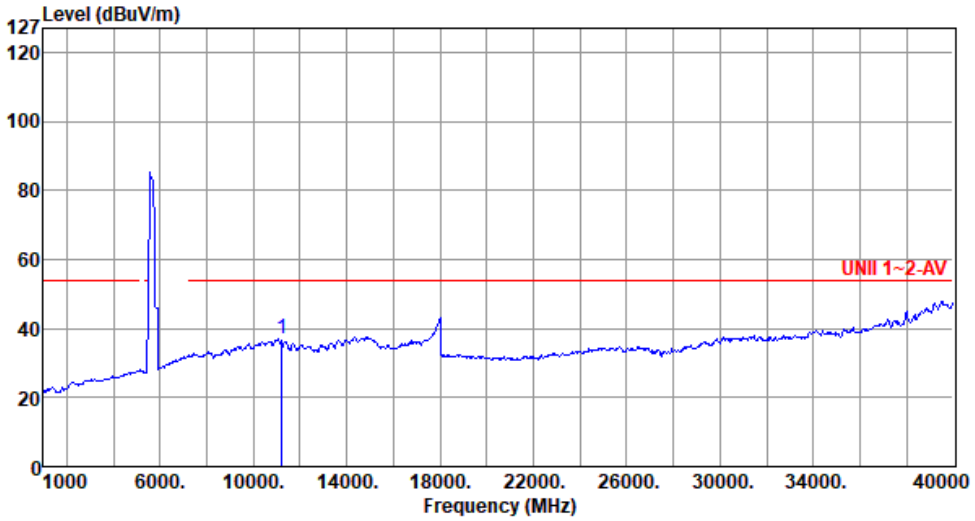


| | Freq. MHz | Emission level dBuV/m | Limit dBuV/m | Margin dB | SA reading dBuV | Factor dB/m | Remark | ANT High cm | Turn Table deg |
|---|---|---|---|---|---|---|---|---|---|
| 1 | 11220.00 | 36.95 | 54.00 | -17.05 | 27.90 | 9.05 | Average | 159 | 301 |

Note 1: Emission Level (dBuV/m) = SA Reading (dBuV) + Factor* (dB/m)
*Factor includes antenna factor , cable loss and amplifier gain
Note 2: Margin (dB) = Emission level (dBuV/m) – Limit (dBuV/m).

| **Modulation** | be EHT240_OFDMA | **Test Freq. (MHz)** | 5610 |
|---|---|---|---|
| **Polarization** | Vertical-Peak | | |

Test By :Brad Wu- Temperature(℃):24 Humidity(%):66

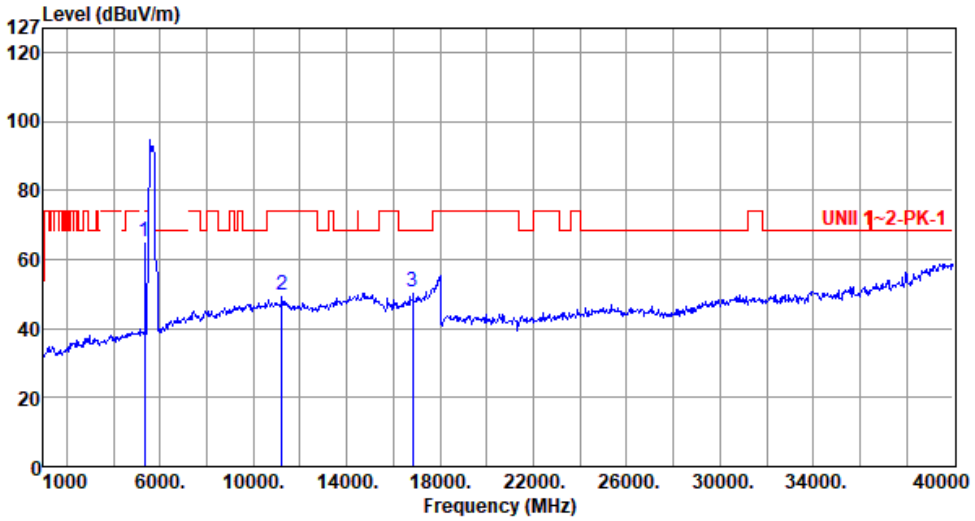


| | Freq. MHz | Emission level dBuV/m | Limit dBuV/m | Margin dB | SA reading dBuV | Factor dB/m | Remark | ANT High cm | Turn Table deg |
|---|---|---|---|---|---|---|---|---|---|
| 1 | 5335.00 | 65.08 | 68.20 | -3.12 | 64.79 | 0.29 | Peak | 310 | 13 |
| 2 | 11220.00 | 49.52 | 74.00 | -24.48 | 40.47 | 9.05 | Peak | 158 | 291 |
| 3 | 16830.00 | 50.67 | 68.20 | -17.53 | 43.00 | 7.67 | Peak | 201 | 347 |

Note 1: Emission Level (dBuV/m) = SA Reading (dBuV) + Factor* (dB/m)
*Factor includes antenna factor , cable loss and amplifier gain
Note 2: Margin (dB) = Emission level (dBuV/m) – Limit (dBuV/m).

| **Modulation** | be EHT240_OFDMA | **Test Freq. (MHz)** | 5610 |
|---|---|---|---|
| **Polarization** | Vertical-Average | | |

Test By :Brad Wu- Temperature(℃):24 Humidity(%):66

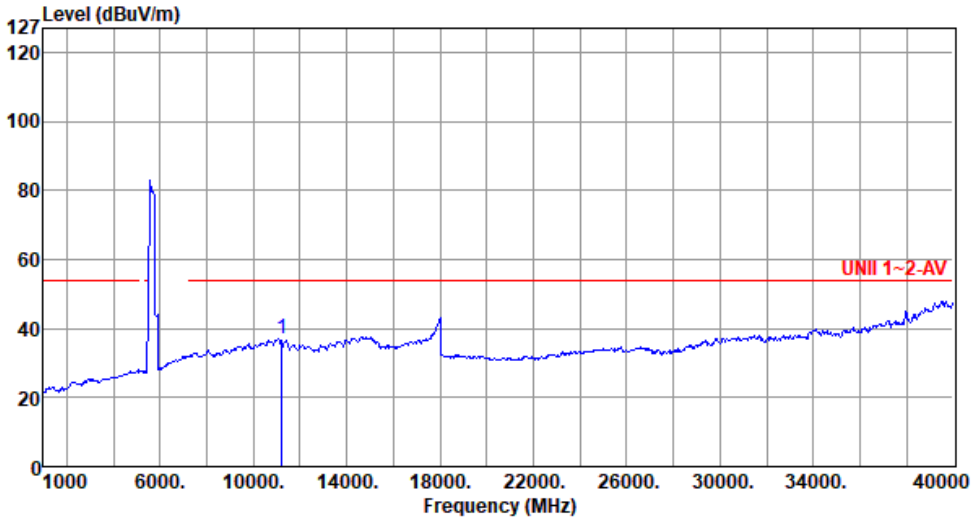


| | Freq. MHz | Emission level dBuV/m | Limit dBuV/m | Margin dB | SA reading dBuV | Factor dB/m | Remark | ANT High cm | Turn Table deg |
|---|---|---|---|---|---|---|---|---|---|
| 1 | 11220.00 | 36.88 | 54.00 | -17.12 | 27.83 | 9.05 | Average | 158 | 291 |

Note 1: Emission Level (dBuV/m) = SA Reading (dBuV) + Factor* (dB/m)
*Factor includes antenna factor , cable loss and amplifier gain
Note 2: Margin (dB) = Emission level (dBuV/m) – Limit (dBuV/m).

## *Configuration 1: Adapter mode*

**Unwanted Emissions (Below 1GHz)**

| **Modulation** | be EHT40_OFDMA | **Test Freq. (MHz)** | 5710 |
|---|---|---|---|
| **Polarization** | Horizontal | | |

Test By :Brad Wu- Temperature(℃):25 Humidity(%):63

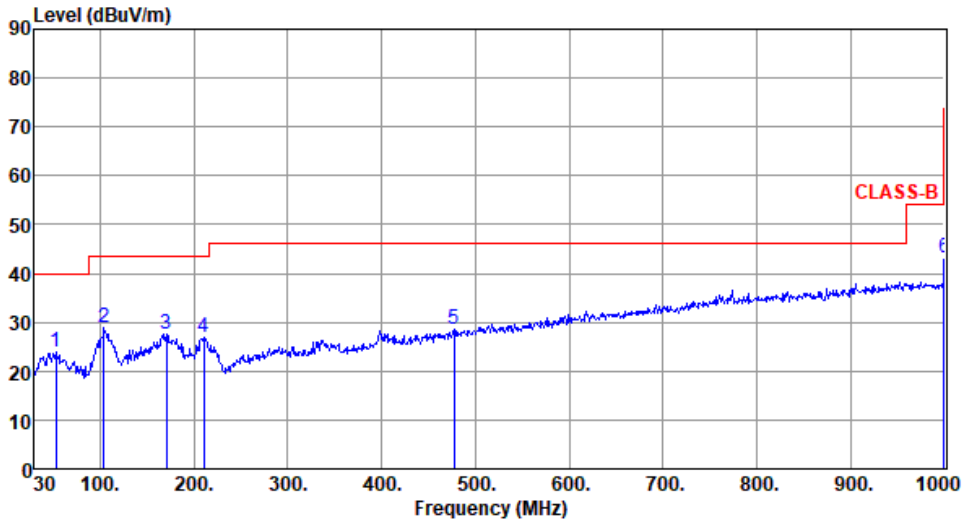


| | Freq. MHz | Emission level dBuV/m | Limit dBuV/m | Margin dB | SA reading dBuV | Factor dB/m | Remark | ANT High cm | Turn Table deg |
|---|---|---|---|---|---|---|---|---|---|
| 1 | 53.28 | 23.92 | 40.00 | -16.08 | 32.30 | -8.38 | Peak | --- | --- |
| 2 | 103.72 | 29.03 | 43.50 | -14.47 | 41.65 | -12.62 | Peak | --- | --- |
| 3 | 170.65 | 27.55 | 43.50 | -15.95 | 36.58 | -9.03 | Peak | --- | --- |
| 4 | 210.42 | 26.96 | 43.50 | -16.54 | 38.54 | -11.58 | Peak | --- | --- |
| 5 | 477.17 | 28.66 | 46.00 | -17.34 | 31.23 | -2.57 | Peak | --- | --- |
| 6 | 1000.00 | 43.22 | 54.00 | -10.78 | 35.38 | 7.84 | Peak | --- | --- |

Note 1: Emission Level (dBuV/m) = SA Reading (dBuV) + Factor* (dB/m)
*Factor includes antenna factor , cable loss and amplifier gain
Note 2: Margin (dB) = Emission level (dBuV/m) – Limit (dBuV/m).
Note 3: All spurious emissions below 30MHz are more than 20 dB below the limit.

| **Modulation** | be EHT40_OFDMA | **Test Freq. (MHz)** | 5710 |
|---|---|---|---|
| **Polarization** | Vertical | | |

Test By :Brad Wu- Temperature(℃):25 Humidity(%):63

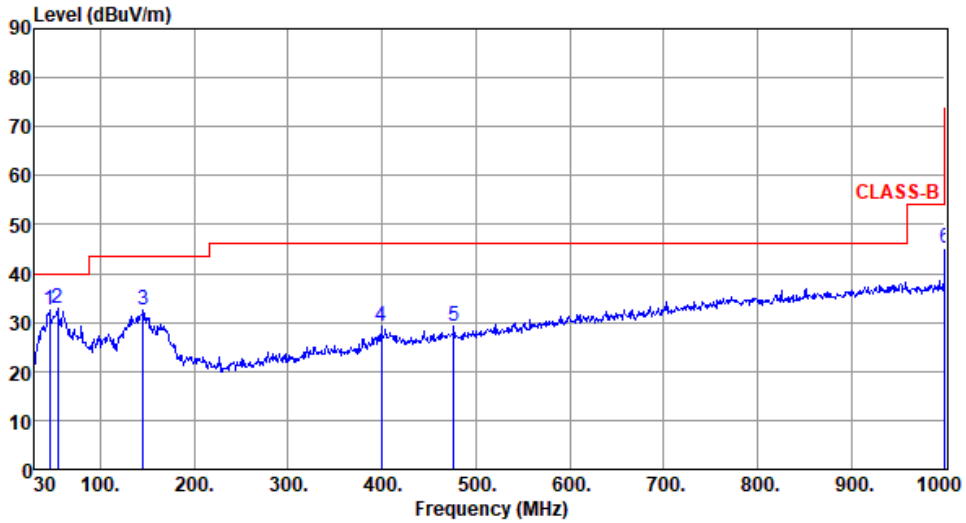


| | Freq. MHz | Emission level dBuV/m | Limit dBuV/m | Margin dB | SA reading dBuV | Factor dB/m | Remark | ANT High cm | Turn Table deg |
|---|---|---|---|---|---|---|---|---|---|
| 1 | 45.52 | 32.54 | 40.00 | -7.46 | 41.10 | -8.56 | Peak | --- | --- |
| 2 | 54.25 | 33.00 | 40.00 | -7.00 | 41.49 | -8.49 | Peak | --- | --- |
| 3 | 145.43 | 32.68 | 43.50 | -10.82 | 41.24 | -8.56 | Peak | --- | --- |
| 4 | 399.57 | 29.10 | 46.00 | -16.90 | 33.81 | -4.71 | Peak | --- | --- |
| 5 | 476.20 | 29.25 | 46.00 | -16.75 | 31.85 | -2.60 | Peak | --- | --- |
| 6 | 1000.00 | 45.25 | 54.00 | -8.75 | 37.41 | 7.84 | Peak | --- | --- |

Note 1: Emission Level (dBuV/m) = SA Reading (dBuV) + Factor* (dB/m)
*Factor includes antenna factor , cable loss and amplifier gain
Note 2: Margin (dB) = Emission level (dBuV/m) – Limit (dBuV/m).
Note 3: All spurious emissions below 30MHz are more than 20 dB below the limit.

| Modulation | 11a | Test Freq. (MHz) | 5260 |
|---|---|---|---|
| Polarization | Horizontal-Peak | | |

Test By :Brad Wu- Temperature(℃):25 Humidity(%):62

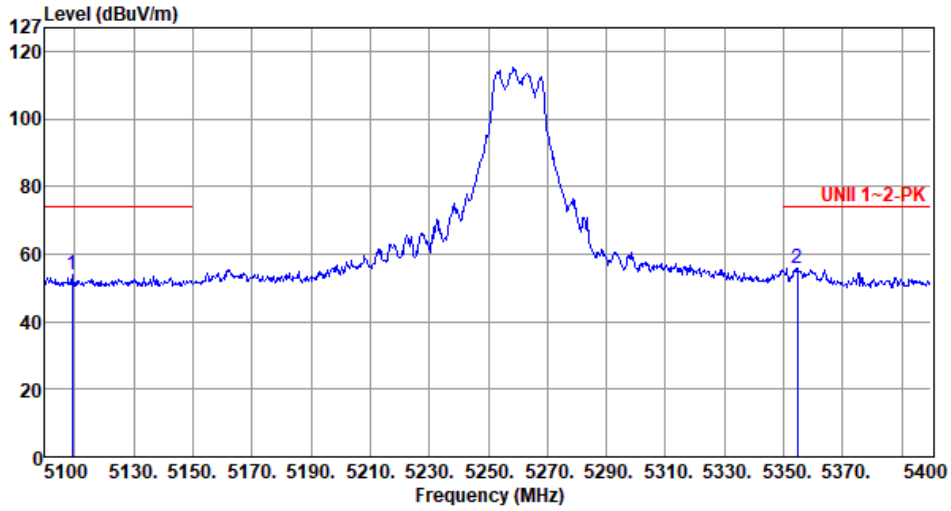


| | Freq. MHz | Emission level dBuV/m | Limit dBuV/m | Margin dB | SA reading dBuV | Factor dB/m | Remark | ANT High cm | Turn Table deg |
|---|---|---|---|---|---|---|---|---|---|
| 1 | 5109.30 | 53.73 | 74.00 | -20.27 | 52.72 | 1.01 | Peak | 181 | 304 |
| 2 | 5354.70 | 55.98 | 74.00 | -18.02 | 55.65 | 0.33 | Peak | 181 | 304 |

Note 1: Emission Level (dBuV/m) = SA Reading (dBuV) + Factor* (dB/m)
*Factor includes antenna factor , cable loss and amplifier gain
Note 2: Margin (dB) = Emission level (dBuV/m) – Limit (dBuV/m).

| Modulation | 11a | Test Freq. (MHz) | 5260 |
|---|---|---|---|
| Polarization | Horizontal-Average | | |

Test By :Brad Wu- Temperature(℃):25 Humidity(%):62

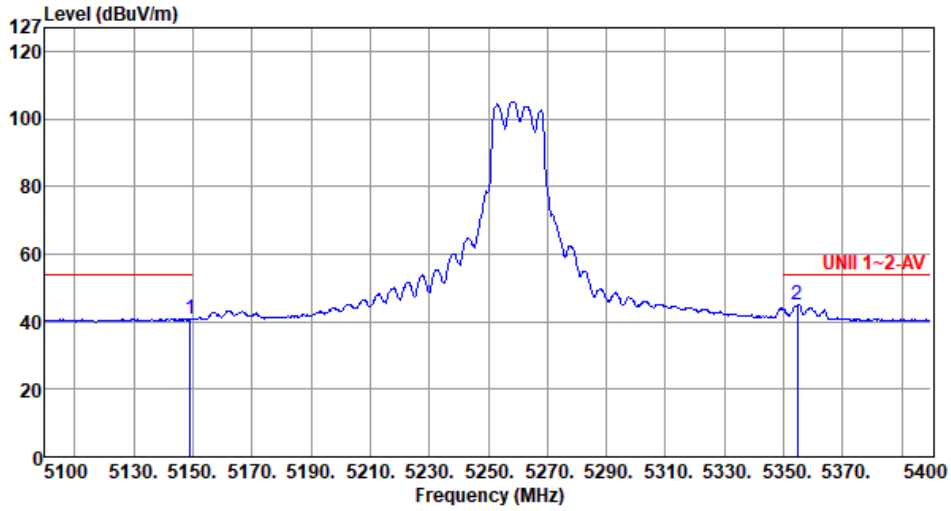


| | Freq. MHz | Emission level dBuV/m | Limit dBuV/m | Margin dB | SA reading dBuV | Factor dB/m | Remark | ANT High cm | Turn Table deg |
|---|---|---|---|---|---|---|---|---|---|
| 1 | 5149.20 | 40.90 | 54.00 | -13.10 | 39.80 | 1.10 | Average | 181 | 304 |
| 2 | 5354.70 | 45.15 | 54.00 | -8.85 | 44.82 | 0.33 | Average | 181 | 304 |

Note 1: Emission Level (dBuV/m) = SA Reading (dBuV) + Factor* (dB/m)
*Factor includes antenna factor , cable loss and amplifier gain
Note 2: Margin (dB) = Emission level (dBuV/m) – Limit (dBuV/m).

| Modulation | 11a | Test Freq. (MHz) | 5260 |
|---|---|---|---|
| Polarization | Vertical-Peak | | |

Test By :Brad Wu- Temperature(℃):25 Humidity(%):62

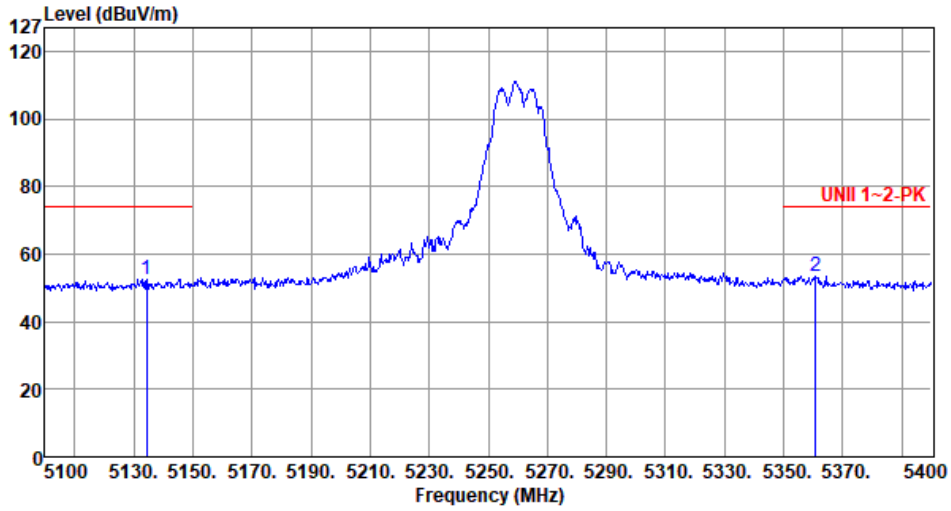


| | Freq. MHz | Emission level dBuV/m | Limit dBuV/m | Margin dB | SA reading dBuV | Factor dB/m | Remark | ANT High cm | Turn Table deg |
|---|---|---|---|---|---|---|---|---|---|
| 1 | 5134.50 | 52.63 | 74.00 | -21.37 | 51.57 | 1.06 | Peak | 314 | 16 |
| 2 | 5360.70 | 53.62 | 74.00 | -20.38 | 53.28 | 0.34 | Peak | 314 | 16 |

Note 1: Emission Level (dBuV/m) = SA Reading (dBuV) + Factor* (dB/m)
*Factor includes antenna factor , cable loss and amplifier gain
Note 2: Margin (dB) = Emission level (dBuV/m) – Limit (dBuV/m).

| Modulation | 11a | Test Freq. (MHz) | 5260 |
|---|---|---|---|
| Polarization | Vertical-Average | | |

Test By :Brad Wu- Temperature(℃):25 Humidity(%):62

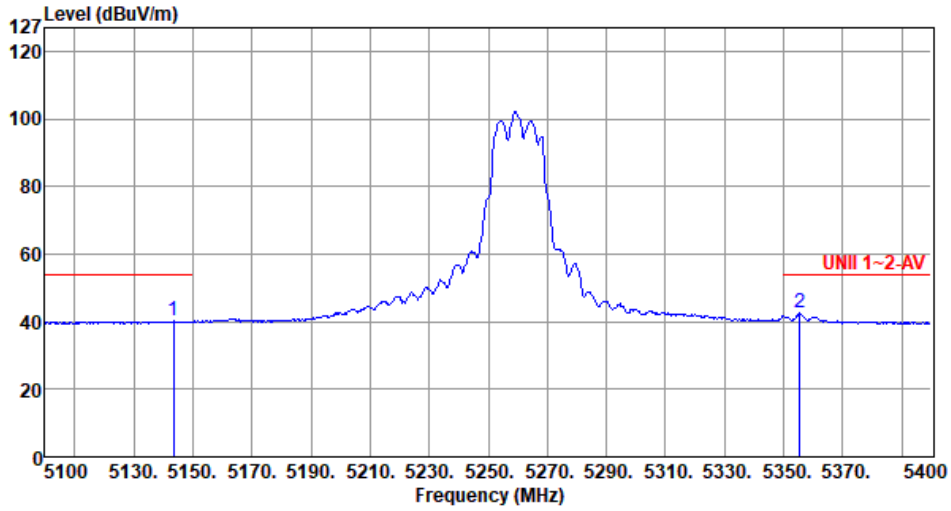


| | Freq. MHz | Emission level dBuV/m | Limit dBuV/m | Margin dB | SA reading dBuV | Factor dB/m | Remark | ANT High cm | Turn Table deg |
|---|---|---|---|---|---|---|---|---|---|
| 1 | 5143.50 | 40.11 | 54.00 | -13.89 | 39.03 | 1.08 | Average | 314 | 16 |
| 2 | 5355.30 | 42.42 | 54.00 | -11.58 | 42.09 | 0.33 | Average | 314 | 16 |

Note 1: Emission Level (dBuV/m) = SA Reading (dBuV) + Factor* (dB/m)
*Factor includes antenna factor , cable loss and amplifier gain
Note 2: Margin (dB) = Emission level (dBuV/m) – Limit (dBuV/m).

| **Modulation** | 11a | **Test Freq. (MHz)** | 5300 |
|---|---|---|---|
| **Polarization** | Horizontal-Peak | | |

Test By :Brad Wu- Temperature(℃):25 Humidity(%):62

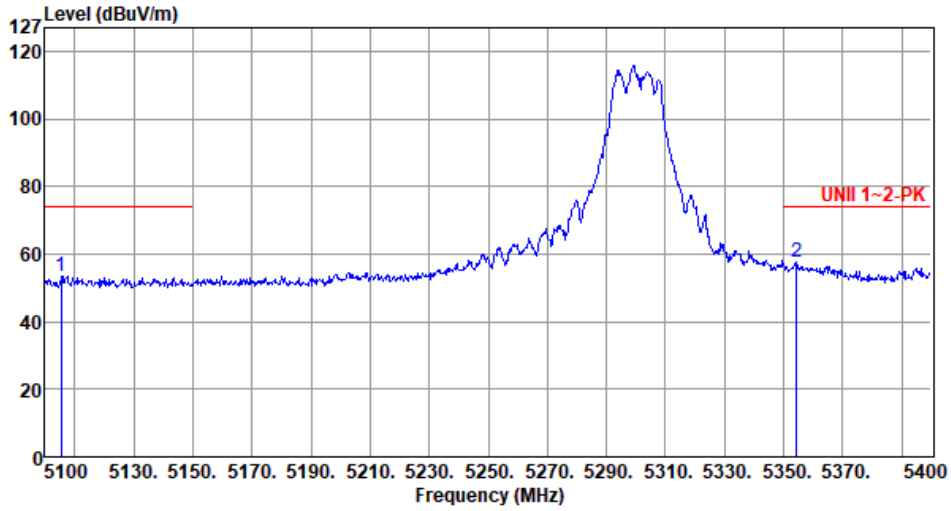


| | Freq. MHz | Emission level dBuV/m | Limit dBuV/m | Margin dB | SA reading dBuV | Factor dB/m | Remark | ANT High cm | Turn Table deg |
|---|---|---|---|---|---|---|---|---|---|
| 1 | 5105.40 | 53.61 | 74.00 | -20.39 | 52.61 | 1.00 | Peak | 209 | 301 |
| 2 | 5354.40 | 57.73 | 74.00 | -16.27 | 57.40 | 0.33 | Peak | 209 | 301 |

Note 1: Emission Level (dBuV/m) = SA Reading (dBuV) + Factor* (dB/m)
*Factor includes antenna factor , cable loss and amplifier gain
Note 2: Margin (dB) = Emission level (dBuV/m) – Limit (dBuV/m).

| Modulation | 11a | Test Freq. (MHz) | 5300 |
|---|---|---|---|
| Polarization | Horizontal-Average | | |

Test By :Brad Wu- Temperature(℃):25 Humidity(%):62

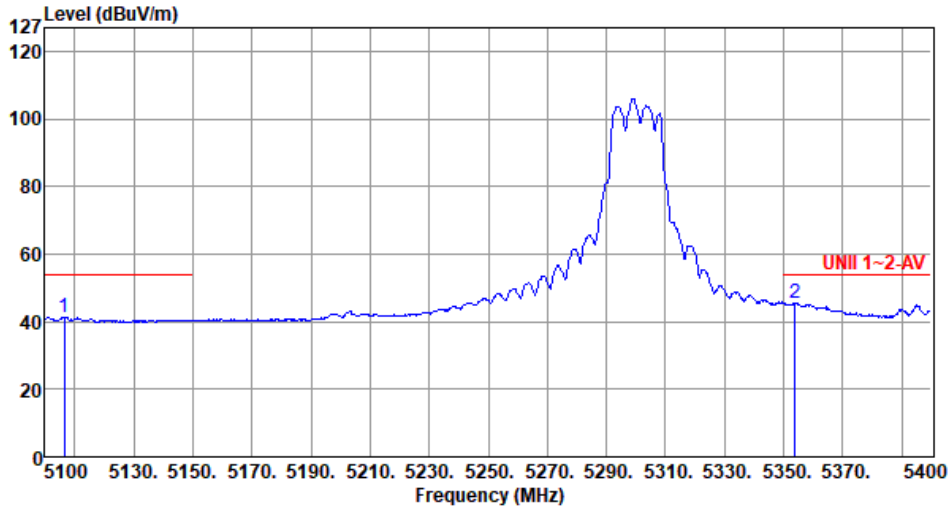


| | Freq. MHz | Emission level dBuV/m | Limit dBuV/m | Margin dB | SA reading dBuV | Factor dB/m | Remark | ANT High cm | Turn Table deg |
|---|---|---|---|---|---|---|---|---|---|
| 1 | 5106.60 | 41.47 | 54.00 | -12.53 | 40.47 | 1.00 | Average | 209 | 301 |
| 2 | 5353.80 | 45.54 | 54.00 | -8.46 | 45.21 | 0.33 | Average | 209 | 301 |

Note 1: Emission Level (dBuV/m) = SA Reading (dBuV) + Factor* (dB/m)
*Factor includes antenna factor , cable loss and amplifier gain
Note 2: Margin (dB) = Emission level (dBuV/m) – Limit (dBuV/m).

| Modulation | 11a | Test Freq. (MHz) | 5300 |
|---|---|---|---|
| Polarization | Vertical-Peak | | |

Test By :Brad Wu- Temperature(℃):25 Humidity(%):62

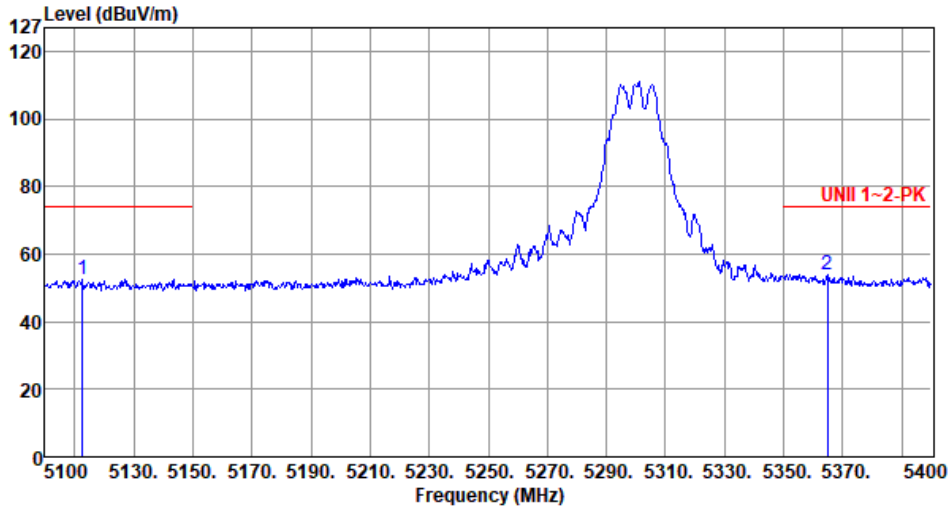


| | Freq. MHz | Emission level dBuV/m | Limit dBuV/m | Margin dB | SA reading dBuV | Factor dB/m | Remark | ANT High cm | Turn Table deg |
|---|---|---|---|---|---|---|---|---|---|
| 1 | 5112.60 | 52.37 | 74.00 | -21.63 | 51.36 | 1.01 | Peak | 310 | 5 |
| 2 | 5364.90 | 54.10 | 74.00 | -19.90 | 53.74 | 0.36 | Peak | 310 | 5 |

Note 1: Emission Level (dBuV/m) = SA Reading (dBuV) + Factor* (dB/m)
*Factor includes antenna factor , cable loss and amplifier gain
Note 2: Margin (dB) = Emission level (dBuV/m) – Limit (dBuV/m).

| Modulation | 11a | Test Freq. (MHz) | 5300 |
|---|---|---|---|
| Polarization | Vertical-Average | | |

Test By :Brad Wu- Temperature(℃):25 Humidity(%):62

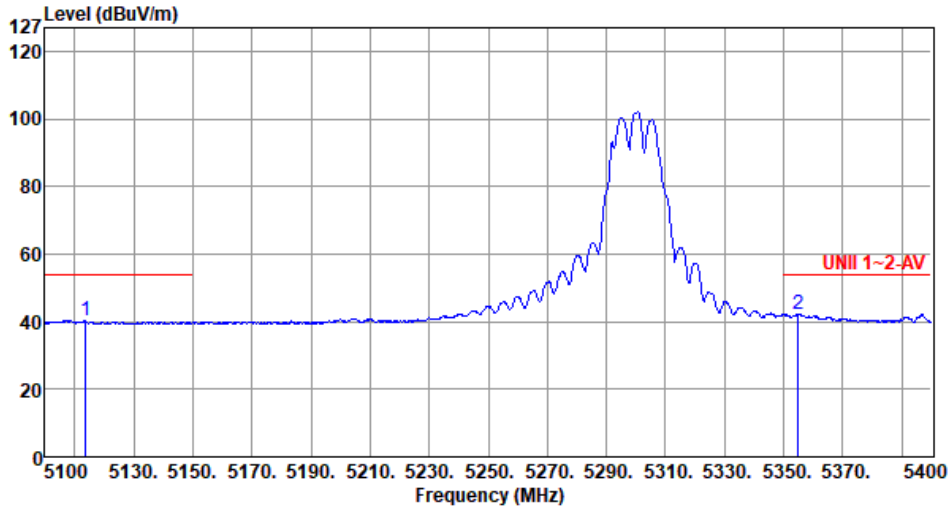


| | Freq. MHz | Emission level dBuV/m | Limit dBuV/m | Margin dB | SA reading dBuV | Factor dB/m | Remark | ANT High cm | Turn Table deg |
|---|---|---|---|---|---|---|---|---|---|
| 1 | 5113.80 | 40.35 | 54.00 | -13.65 | 39.34 | 1.01 | Average | 310 | 5 |
| 2 | 5355.00 | 42.20 | 54.00 | -11.80 | 41.87 | 0.33 | Average | 310 | 5 |

Note 1: Emission Level (dBuV/m) = SA Reading (dBuV) + Factor* (dB/m)
*Factor includes antenna factor , cable loss and amplifier gain
Note 2: Margin (dB) = Emission level (dBuV/m) – Limit (dBuV/m).

| Modulation | 11a | Test Freq. (MHz) | 5320 |
|---|---|---|---|
| Polarization | Horizontal-Peak | | |

Test By :Brad Wu- Temperature(℃):25 Humidity(%):62

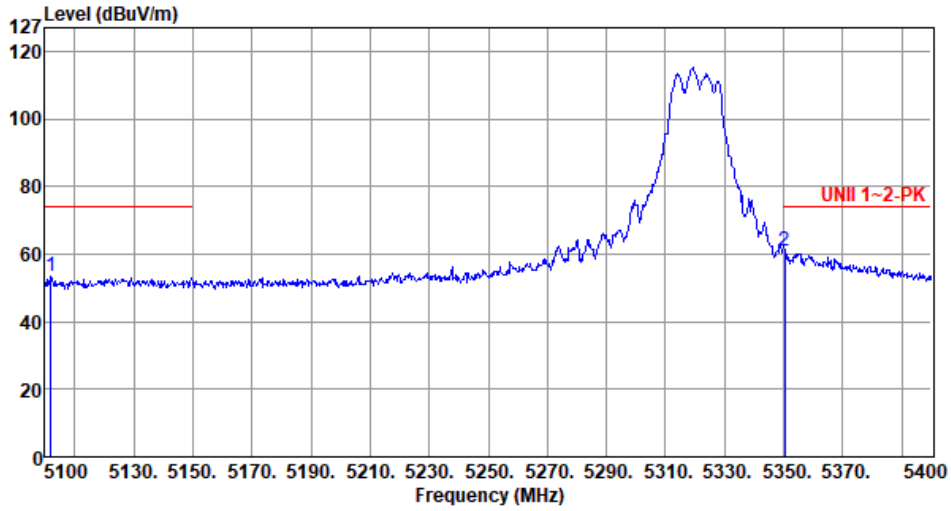


| | Freq. MHz | Emission level dBuV/m | Limit dBuV/m | Margin dB | SA reading dBuV | Factor dB/m | Remark | ANT High cm | Turn Table deg |
|---|---|---|---|---|---|---|---|---|---|
| 1 | 5102.10 | 53.47 | 74.00 | -20.53 | 52.48 | 0.99 | Peak | 207 | 301 |
| 2 | 5350.20 | 60.85 | 74.00 | -13.15 | 60.53 | 0.32 | Peak | 207 | 301 |

Note 1: Emission Level (dBuV/m) = SA Reading (dBuV) + Factor* (dB/m)
*Factor includes antenna factor , cable loss and amplifier gain
Note 2: Margin (dB) = Emission level (dBuV/m) – Limit (dBuV/m).

| Modulation | 11a | Test Freq. (MHz) | 5320 |
|---|---|---|---|
| Polarization | Horizontal-Average | | |

Test By :Brad Wu- Temperature(℃):25 Humidity(%):62

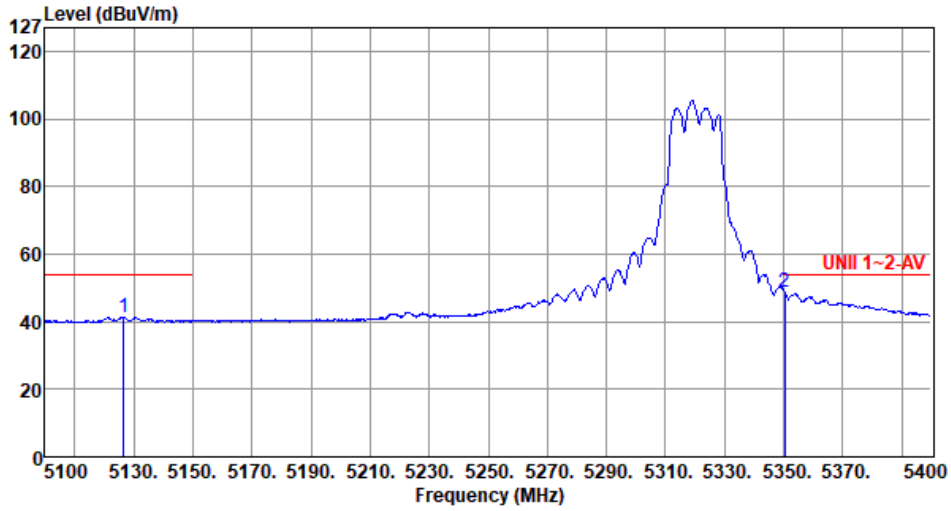


| | Freq. MHz | Emission level dBuV/m | Limit dBuV/m | Margin dB | SA reading dBuV | Factor dB/m | Remark | ANT High cm | Turn Table deg |
|---|---|---|---|---|---|---|---|---|---|
| 1 | 5126.70 | 41.47 | 54.00 | -12.53 | 40.43 | 1.04 | Average | 207 | 301 |
| 2 | 5350.20 | 48.89 | 54.00 | -5.11 | 48.57 | 0.32 | Average | 207 | 301 |

Note 1: Emission Level (dBuV/m) = SA Reading (dBuV) + Factor* (dB/m)
*Factor includes antenna factor , cable loss and amplifier gain
Note 2: Margin (dB) = Emission level (dBuV/m) – Limit (dBuV/m).

| Modulation | 11a | Test Freq. (MHz) | 5320 |
|---|---|---|---|
| Polarization | Vertical-Peak | | |

Test By :Brad Wu- Temperature(℃):25 Humidity(%):62

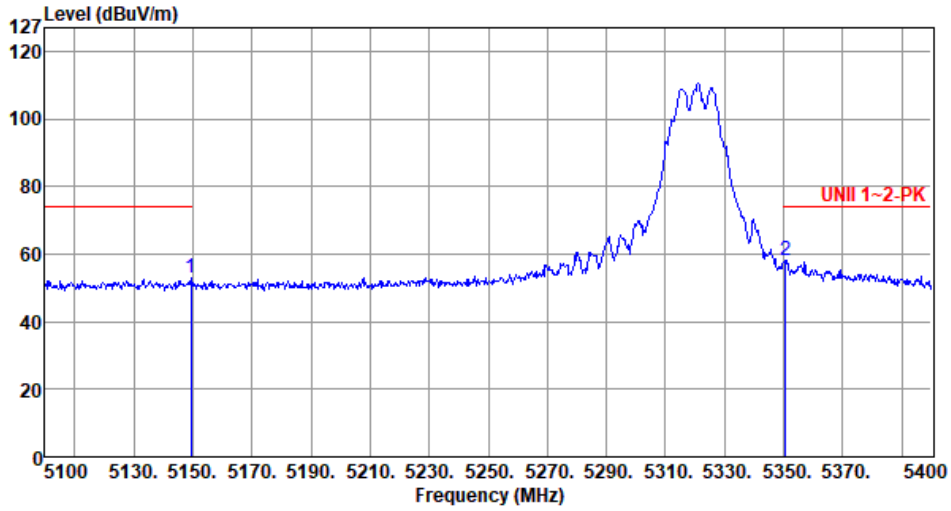


| | Freq. MHz | Emission level dBuV/m | Limit dBuV/m | Margin dB | SA reading dBuV | Factor dB/m | Remark | ANT High cm | Turn Table deg |
|---|---|---|---|---|---|---|---|---|---|
| 1 | 5149.50 | 53.17 | 74.00 | -20.83 | 52.07 | 1.10 | Peak | 298 | 5 |
| 2 | 5350.50 | 57.96 | 74.00 | -16.04 | 57.64 | 0.32 | Peak | 298 | 5 |

Note 1: Emission Level (dBuV/m) = SA Reading (dBuV) + Factor* (dB/m)
*Factor includes antenna factor , cable loss and amplifier gain
Note 2: Margin (dB) = Emission level (dBuV/m) – Limit (dBuV/m).

| Modulation | 11a | Test Freq. (MHz) | 5320 |
|---|---|---|---|
| Polarization | Vertical-Average | | |

Test By :Brad Wu- Temperature(℃):25 Humidity(%):62

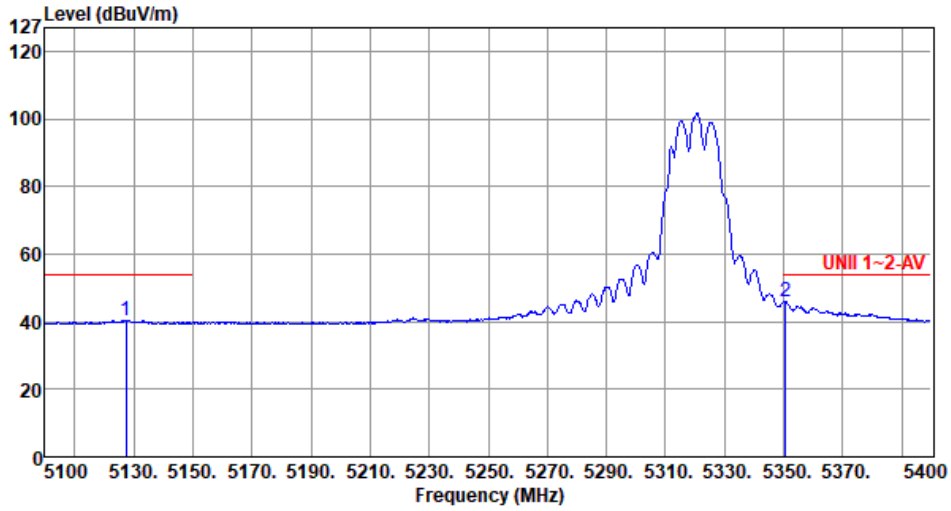


| | Freq. MHz | Emission level dBuV/m | Limit dBuV/m | Margin dB | SA reading dBuV | Factor dB/m | Remark | ANT High cm | Turn Table deg |
|---|---|---|---|---|---|---|---|---|---|
| 1 | 5127.30 | 40.40 | 54.00 | -13.60 | 39.36 | 1.04 | Average | 298 | 5 |
| 2 | 5350.50 | 46.12 | 54.00 | -7.88 | 45.80 | 0.32 | Average | 298 | 5 |

Note 1: Emission Level (dBuV/m) = SA Reading (dBuV) + Factor* (dB/m)
*Factor includes antenna factor , cable loss and amplifier gain
Note 2: Margin (dB) = Emission level (dBuV/m) – Limit (dBuV/m).

| Modulation | 11a | Test Freq. (MHz) | 5500 |
|---|---|---|---|
| Polarization | Horizontal-Peak | | |

Test By :Akun Chung_ Temperature(℃):25 Humidity(%):62

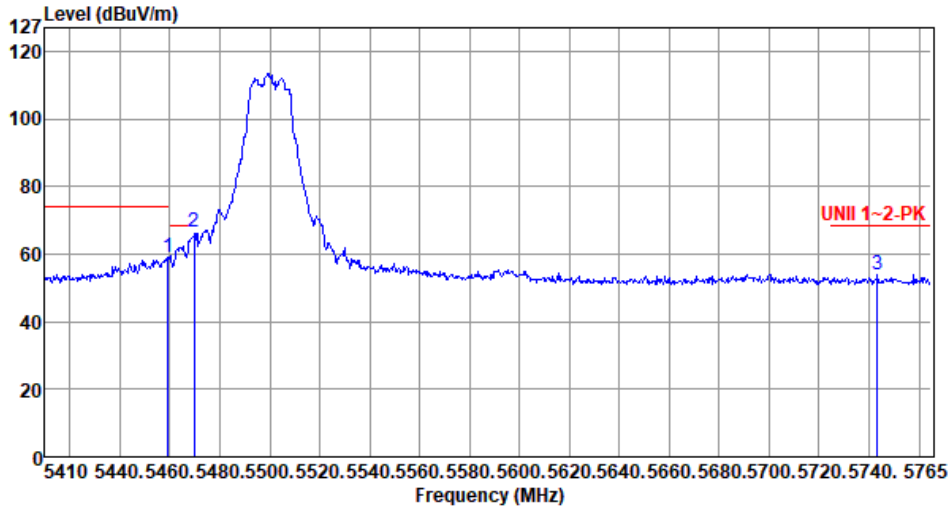


| | Freq. MHz | Emission level dBuV/m | Limit dBuV/m | Margin dB | SA reading dBuV | Factor dB/m | Remark | ANT High cm | Turn Table deg |
|---|---|---|---|---|---|---|---|---|---|
| 1 | 5459.35 | 59.04 | 74.00 | -14.96 | 58.35 | 0.69 | Peak | 200 | 299 |
| 2 | 5469.64 | 66.69 | 68.20 | -1.51 | 65.97 | 0.72 | Peak | 220 | 294 |
| 3 | 5743.35 | 53.86 | 68.20 | -14.34 | 52.70 | 1.16 | Peak | 220 | 294 |

Note 1: Emission Level (dBuV/m) = SA Reading (dBuV) + Factor* (dB/m)
*Factor includes antenna factor , cable loss and amplifier gain
Note 2: Margin (dB) = Emission level (dBuV/m) – Limit (dBuV/m).

| Modulation | 11a | Test Freq. (MHz) | 5500 |
|---|---|---|---|
| Polarization | Horizontal-Average | | |

Test By :Akun Chung_ Temperature(℃):25 Humidity(%):62

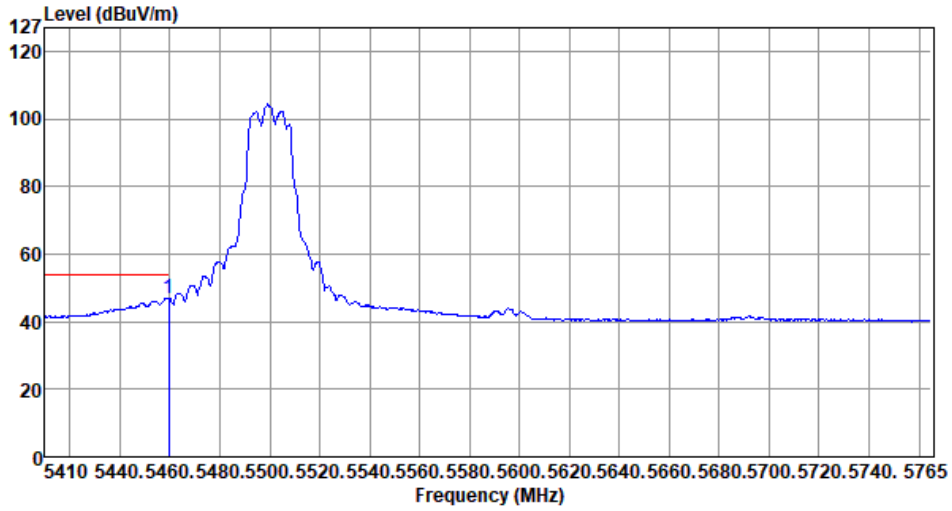


| | Freq. MHz | Emission level dBuV/m | Limit dBuV/m | Margin dB | SA reading dBuV | Factor dB/m | Remark | ANT High cm | Turn Table deg |
|---|---|---|---|---|---|---|---|---|---|
| 1 | 5459.70 | 47.04 | 54.00 | -6.96 | 46.35 | 0.69 | Average | 200 | 299 |

Note 1: Emission Level (dBuV/m) = SA Reading (dBuV) + Factor* (dB/m)
*Factor includes antenna factor , cable loss and amplifier gain
Note 2: Margin (dB) = Emission level (dBuV/m) – Limit (dBuV/m).

| Modulation | 11a | Test Freq. (MHz) | 5500 |
|---|---|---|---|
| Polarization | Vertical-Peak | | |

Test By :Akun Chung_ Temperature(℃):25 Humidity(%):62

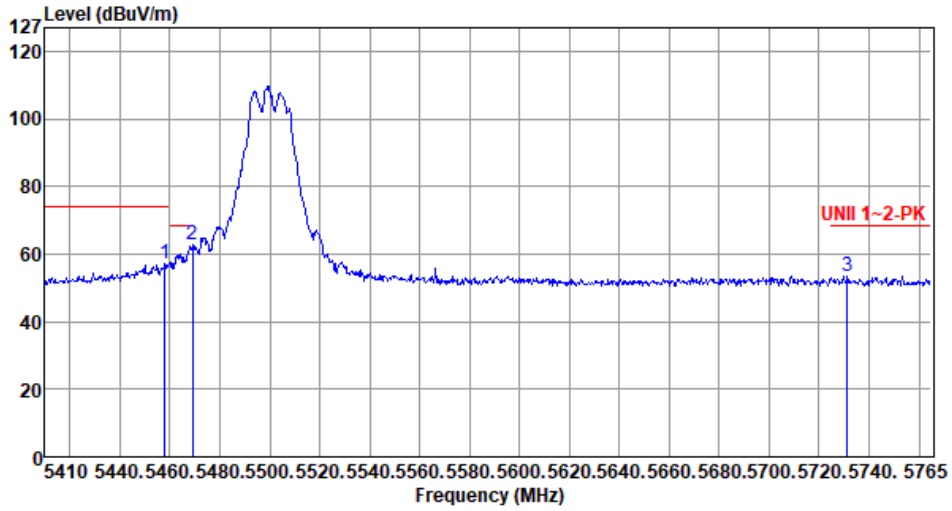


| | Freq. MHz | Emission level dBuV/m | Limit dBuV/m | Margin dB | SA reading dBuV | Factor dB/m | Remark | ANT High cm | Turn Table deg |
|---|---|---|---|---|---|---|---|---|---|
| 1 | 5457.93 | 56.99 | 74.00 | -17.01 | 56.30 | 0.69 | Peak | 280 | 15 |
| 2 | 5468.93 | 62.65 | 68.20 | -5.55 | 61.93 | 0.72 | Peak | 291 | 20 |
| 3 | 5731.28 | 53.57 | 68.20 | -14.63 | 52.45 | 1.12 | Peak | 291 | 20 |

Note 1: Emission Level (dBuV/m) = SA Reading (dBuV) + Factor* (dB/m)
*Factor includes antenna factor , cable loss and amplifier gain
Note 2: Margin (dB) = Emission level (dBuV/m) – Limit (dBuV/m).

| Modulation | 11a | Test Freq. (MHz) | 5500 |
|---|---|---|---|
| Polarization | Vertical-Average | | |

Test By :Akun Chung_ Temperature(℃):25 Humidity(%):62

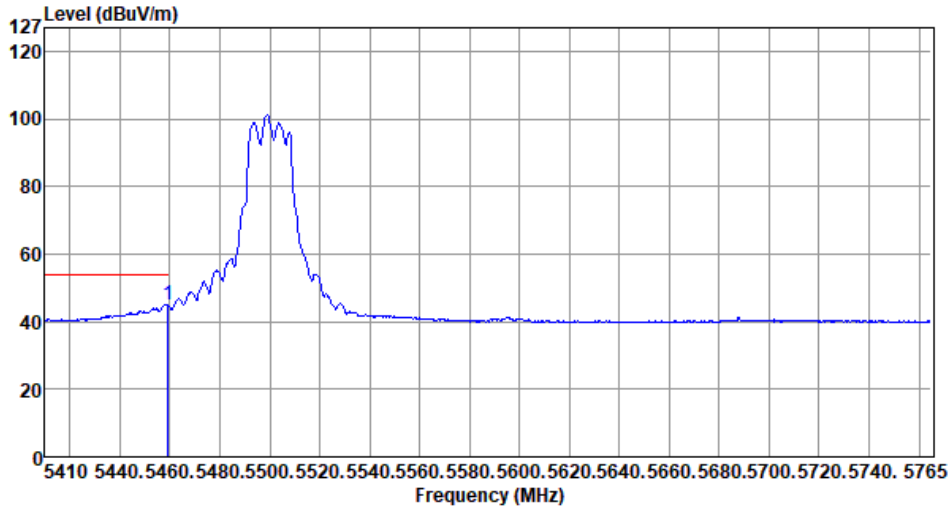


| | Freq. MHz | Emission level dBuV/m | Limit dBuV/m | Margin dB | SA reading dBuV | Factor dB/m | Remark | ANT High cm | Turn Table deg |
|---|---|---|---|---|---|---|---|---|---|
| 1 | 5459.35 | 44.95 | 54.00 | -9.05 | 44.26 | 0.69 | Average | 280 | 15 |

Note 1: Emission Level (dBuV/m) = SA Reading (dBuV) + Factor* (dB/m)
*Factor includes antenna factor , cable loss and amplifier gain
Note 2: Margin (dB) = Emission level (dBuV/m) – Limit (dBuV/m).

| Modulation | 11a | Test Freq. (MHz) | 5520 |
|---|---|---|---|
| Polarization | Horizontal-Peak | | |

Test By :Brad Wu- Temperature(℃):23 Humidity(%):64

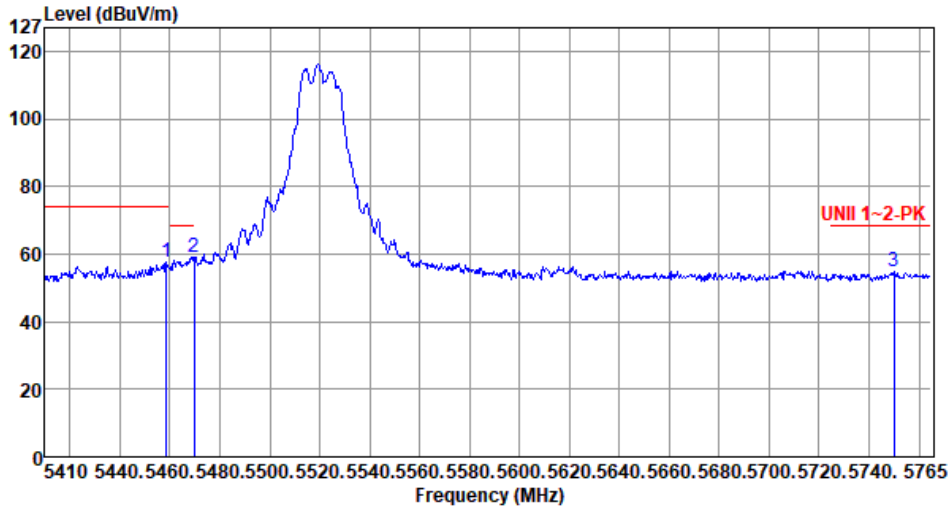


| | Freq. MHz | Emission level dBuV/m | Limit dBuV/m | Margin dB | SA reading dBuV | Factor dB/m | Remark | ANT High cm | Turn Table deg |
|---|---|---|---|---|---|---|---|---|---|
| 1 | 5458.64 | 57.67 | 74.00 | -16.33 | 56.98 | 0.69 | Peak | 200 | 297 |
| 2 | 5469.64 | 58.88 | 68.20 | -9.32 | 58.16 | 0.72 | Peak | 200 | 297 |
| 3 | 5750.09 | 54.69 | 68.20 | -13.51 | 53.52 | 1.17 | Peak | 200 | 297 |

Note 1: Emission Level (dBuV/m) = SA Reading (dBuV) + Factor* (dB/m)
*Factor includes antenna factor , cable loss and amplifier gain
Note 2: Margin (dB) = Emission level (dBuV/m) – Limit (dBuV/m).

| Modulation | 11a | Test Freq. (MHz) | 5520 |
|---|---|---|---|
| Polarization | Horizontal-Average | | |

Test By :Brad Wu- Temperature(℃):23 Humidity(%):64

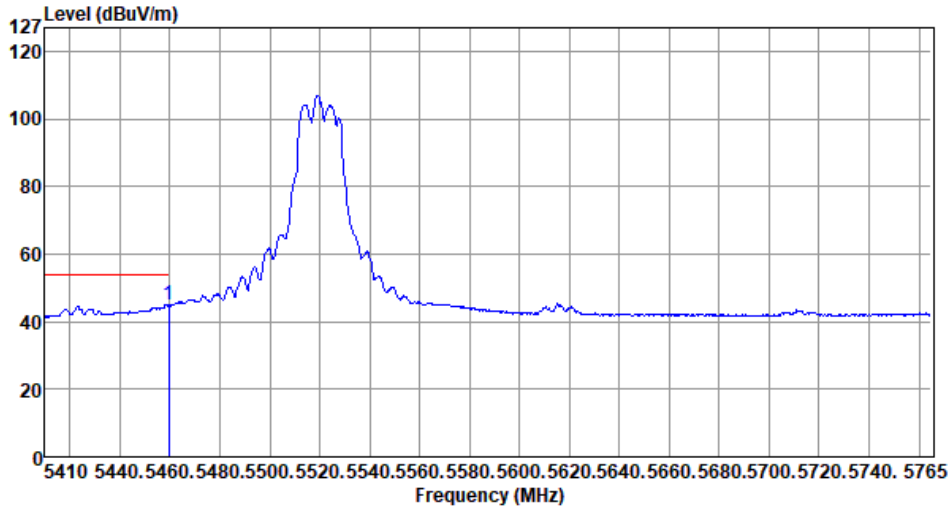


| | Freq. MHz | Emission level dBuV/m | Limit dBuV/m | Margin dB | SA reading dBuV | Factor dB/m | Remark | ANT High cm | Turn Table deg |
|---|---|---|---|---|---|---|---|---|---|
| 1 | 5459.70 | 44.92 | 54.00 | -9.08 | 44.23 | 0.69 | Average | 200 | 297 |

Note 1: Emission Level (dBuV/m) = SA Reading (dBuV) + Factor* (dB/m)
*Factor includes antenna factor , cable loss and amplifier gain
Note 2: Margin (dB) = Emission level (dBuV/m) – Limit (dBuV/m).

| Modulation | 11a | Test Freq. (MHz) | 5520 |
|---|---|---|---|
| Polarization | Vertical-Peak | | |

Test By :Brad Wu- Temperature(℃):23 Humidity(%):64

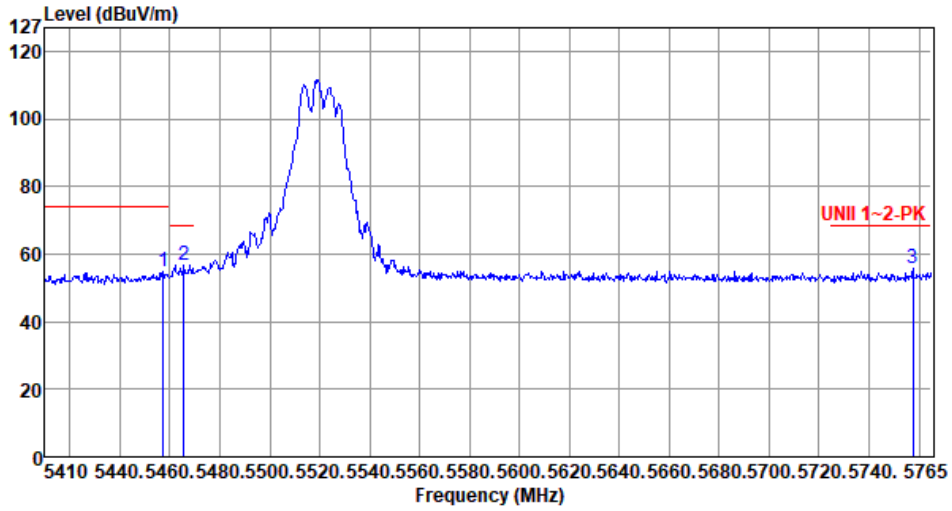


| | Freq. MHz | Emission level dBuV/m | Limit dBuV/m | Margin dB | SA reading dBuV | Factor dB/m | Remark | ANT High cm | Turn Table deg |
|---|---|---|---|---|---|---|---|---|---|
| 1 | 5457.22 | 54.63 | 74.00 | -19.37 | 53.95 | 0.68 | Peak | 287 | 21 |
| 2 | 5465.74 | 56.92 | 68.20 | -11.28 | 56.21 | 0.71 | Peak | 287 | 21 |
| 3 | 5757.55 | 55.71 | 68.20 | -12.49 | 54.52 | 1.19 | Peak | 287 | 21 |

Note 1: Emission Level (dBuV/m) = SA Reading (dBuV) + Factor* (dB/m)
*Factor includes antenna factor , cable loss and amplifier gain
Note 2: Margin (dB) = Emission level (dBuV/m) – Limit (dBuV/m).

| **Modulation** | 11a | **Test Freq. (MHz)** | 5520 |
|---|---|---|---|
| **Polarization** | Vertical-Average | | |

Test By :Brad Wu- Temperature(℃):23 Humidity(%):64

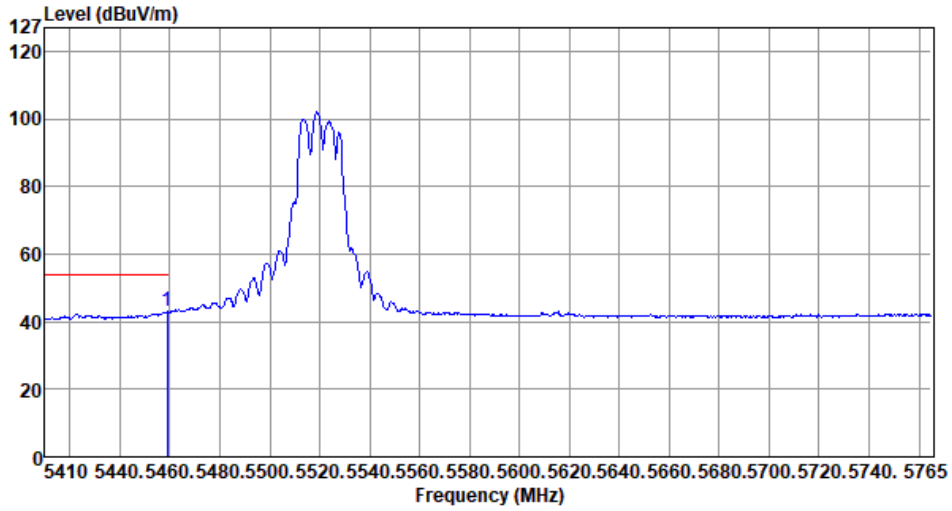


| | Freq. MHz | Emission level dBuV/m | Limit dBuV/m | Margin dB | SA reading dBuV | Factor dB/m | Remark | ANT High cm | Turn Table deg |
|---|---|---|---|---|---|---|---|---|---|
| 1 | 5458.99 | 43.02 | 54.00 | -10.98 | 42.33 | 0.69 | Average | 287 | 21 |

Note 1: Emission Level (dBuV/m) = SA Reading (dBuV) + Factor* (dB/m)
*Factor includes antenna factor , cable loss and amplifier gain
Note 2: Margin (dB) = Emission level (dBuV/m) – Limit (dBuV/m).

| Modulation | 11a | Test Freq. (MHz) | 5580 |
|---|---|---|---|
| Polarization | Horizontal-Peak | | |

Test By :Akun Chung_ Temperature(℃):25 Humidity(%):62

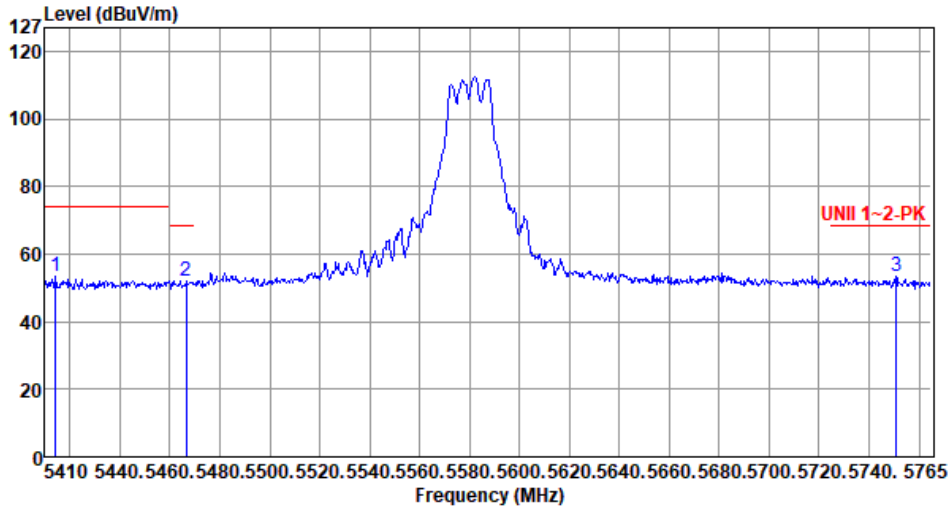


| | Freq. MHz | Emission level dBuV/m | Limit dBuV/m | Margin dB | SA reading dBuV | Factor dB/m | Remark | ANT High cm | Turn Table deg |
|---|---|---|---|---|---|---|---|---|---|
| 1 | 5414.26 | 53.36 | 74.00 | -20.64 | 52.86 | 0.50 | Peak | 198 | 298 |
| 2 | 5466.45 | 51.88 | 68.20 | -16.32 | 51.17 | 0.71 | Peak | 309 | 285 |
| 3 | 5750.80 | 53.22 | 68.20 | -14.98 | 52.05 | 1.17 | Peak | 309 | 285 |

Note 1: Emission Level (dBuV/m) = SA Reading (dBuV) + Factor* (dB/m)
*Factor includes antenna factor , cable loss and amplifier gain
Note 2: Margin (dB) = Emission level (dBuV/m) – Limit (dBuV/m).

| Modulation | 11a | Test Freq. (MHz) | 5580 |
|---|---|---|---|
| Polarization | Horizontal-Average | | |

Test By :Akun Chung_ Temperature(℃):25 Humidity(%):62

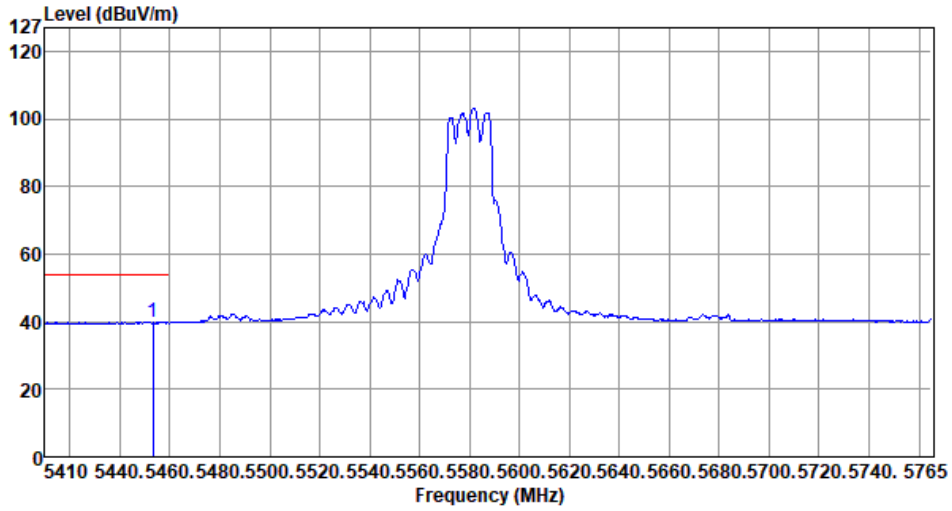


| | Freq. MHz | Emission level dBuV/m | Limit dBuV/m | Margin dB | SA reading dBuV | Factor dB/m | Remark | ANT High cm | Turn Table deg |
|---|---|---|---|---|---|---|---|---|---|
| 1 | 5453.31 | 40.02 | 54.00 | -13.98 | 39.35 | 0.67 | Average | 198 | 298 |

Note 1: Emission Level (dBuV/m) = SA Reading (dBuV) + Factor* (dB/m)
*Factor includes antenna factor , cable loss and amplifier gain
Note 2: Margin (dB) = Emission level (dBuV/m) – Limit (dBuV/m).

| Modulation | 11a | Test Freq. (MHz) | 5580 |
|---|---|---|---|
| Polarization | Vertical-Peak | | |

Test By :Akun Chung_ Temperature(℃):25 Humidity(%):62

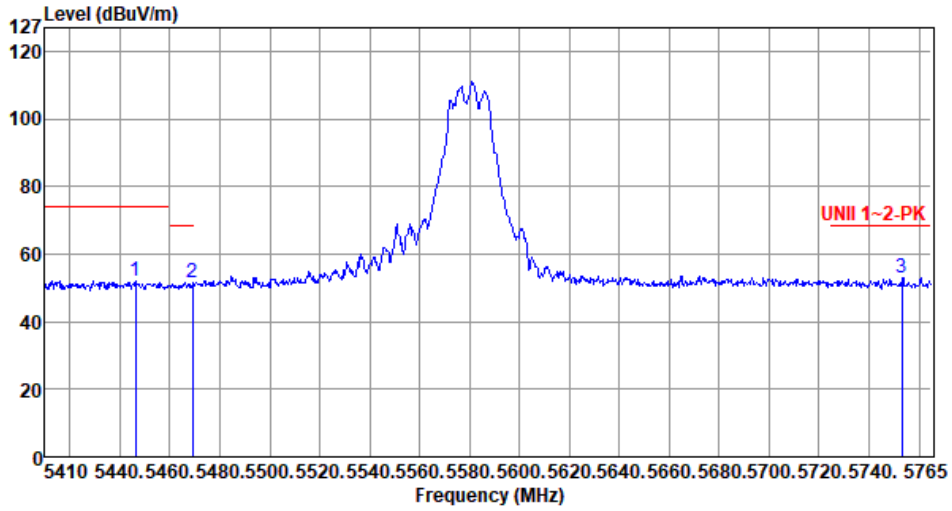


| | Freq. MHz | Emission level dBuV/m | Limit dBuV/m | Margin dB | SA reading dBuV | Factor dB/m | Remark | ANT High cm | Turn Table deg |
|---|---|---|---|---|---|---|---|---|---|
| 1 | 5446.21 | 52.09 | 74.00 | -21.91 | 51.45 | 0.64 | Peak | 301 | 11 |
| 2 | 5468.93 | 51.78 | 68.20 | -16.42 | 51.06 | 0.72 | Peak | 305 | 4 |
| 3 | 5753.29 | 53.15 | 68.20 | -15.05 | 51.97 | 1.18 | Peak | 305 | 4 |

Note 1: Emission Level (dBuV/m) = SA Reading (dBuV) + Factor* (dB/m)
*Factor includes antenna factor , cable loss and amplifier gain
Note 2: Margin (dB) = Emission level (dBuV/m) – Limit (dBuV/m).

| Modulation | 11a | Test Freq. (MHz) | 5580 |
|---|---|---|---|
| Polarization | Vertical-Average | | |

Test By :Akun Chung_ Temperature(℃):25 Humidity(%):62

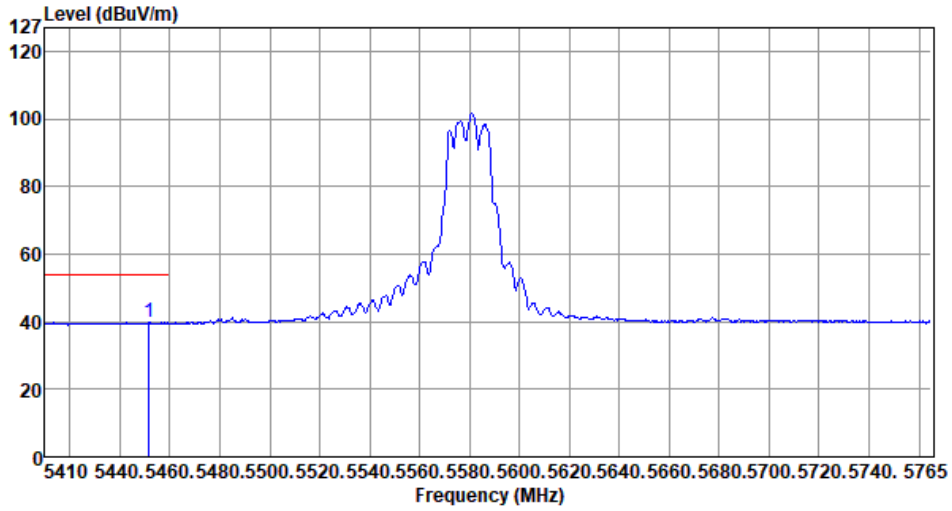


| | Freq. MHz | Emission level dBuV/m | Limit dBuV/m | Margin dB | SA reading dBuV | Factor dB/m | Remark | ANT High cm | Turn Table deg |
|---|---|---|---|---|---|---|---|---|---|
| 1 | 5451.54 | 39.83 | 54.00 | -14.17 | 39.17 | 0.66 | Average | 301 | 11 |

Note 1: Emission Level (dBuV/m) = SA Reading (dBuV) + Factor* (dB/m)
*Factor includes antenna factor , cable loss and amplifier gain
Note 2: Margin (dB) = Emission level (dBuV/m) – Limit (dBuV/m).

| Modulation | 11a | Test Freq. (MHz) | 5680 |
|---|---|---|---|
| Polarization | Horizontal-Peak | | |

Test By :Brad Wu- Temperature(℃):23 Humidity(%):64

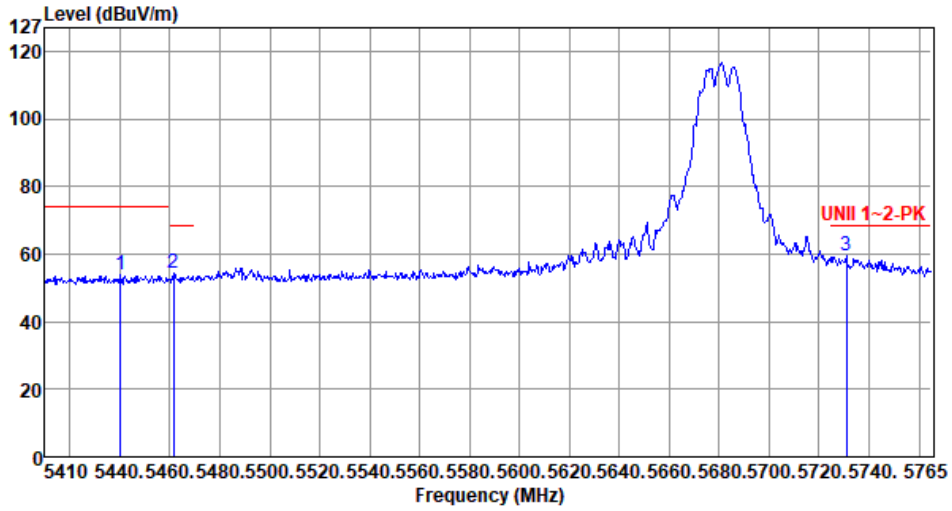


| | Freq. MHz | Emission level dBuV/m | Limit dBuV/m | Margin dB | SA reading dBuV | Factor dB/m | Remark | ANT High cm | Turn Table deg |
|---|---|---|---|---|---|---|---|---|---|
| 1 | 5440.18 | 54.03 | 74.00 | -19.97 | 53.41 | 0.62 | Peak | 222 | 300 |
| 2 | 5461.48 | 54.35 | 68.20 | -13.85 | 53.66 | 0.69 | Peak | 222 | 300 |
| 3 | 5730.92 | 59.66 | 68.20 | -8.54 | 58.54 | 1.12 | Peak | 222 | 300 |

Note 1: Emission Level (dBuV/m) = SA Reading (dBuV) + Factor* (dB/m)
*Factor includes antenna factor , cable loss and amplifier gain
Note 2: Margin (dB) = Emission level (dBuV/m) – Limit (dBuV/m).

| Modulation | 11a | Test Freq. (MHz) | 5680 |
|---|---|---|---|
| Polarization | Horizontal-Average | | |

Test By :Brad Wu- Temperature(℃):23 Humidity(%):64

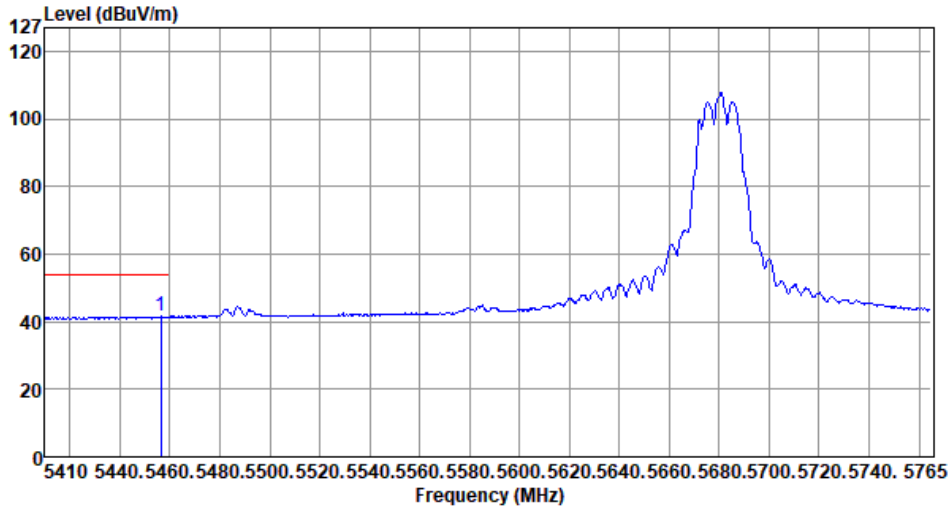


| | Freq. MHz | Emission level dBuV/m | Limit dBuV/m | Margin dB | SA reading dBuV | Factor dB/m | Remark | ANT High cm | Turn Table deg |
|---|---|---|---|---|---|---|---|---|---|
| 1 | 5456.51 | 41.49 | 54.00 | -12.51 | 40.82 | 0.67 | Average | 222 | 300 |

Note 1: Emission Level (dBuV/m) = SA Reading (dBuV) + Factor* (dB/m)
*Factor includes antenna factor , cable loss and amplifier gain
Note 2: Margin (dB) = Emission level (dBuV/m) – Limit (dBuV/m).

| Modulation | 11a | Test Freq. (MHz) | 5680 |
|---|---|---|---|
| Polarization | Vertical-Peak | | |

Test By :Brad Wu- Temperature(℃):23 Humidity(%):64

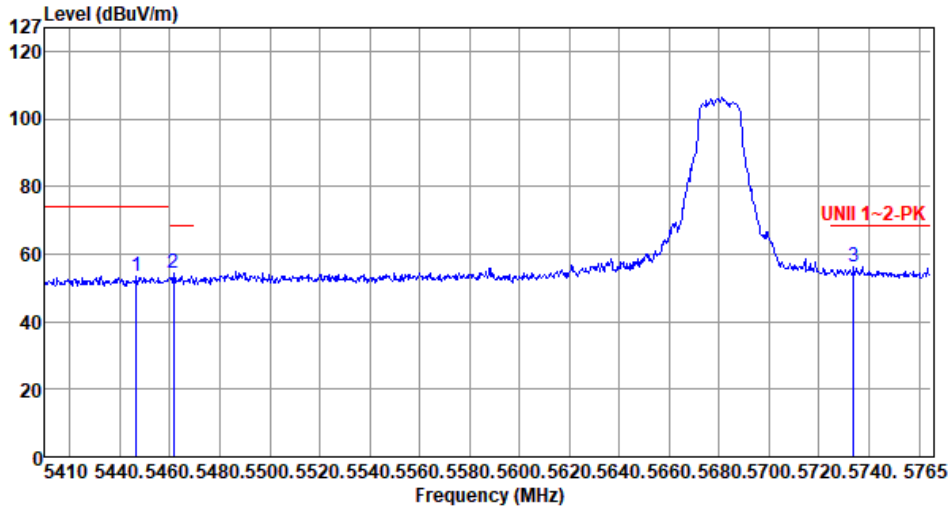


| | Freq. MHz | Emission level dBuV/m | Limit dBuV/m | Margin dB | SA reading dBuV | Factor dB/m | Remark | ANT High cm | Turn Table deg |
|---|---|---|---|---|---|---|---|---|---|
| 1 | 5446.57 | 53.61 | 74.00 | -20.39 | 52.96 | 0.65 | Peak | 127 | 357 |
| 2 | 5461.48 | 54.44 | 68.20 | -13.76 | 53.75 | 0.69 | Peak | 127 | 357 |
| 3 | 5733.76 | 56.47 | 68.20 | -11.73 | 55.34 | 1.13 | Peak | 127 | 357 |

Note 1: Emission Level (dBuV/m) = SA Reading (dBuV) + Factor* (dB/m)
*Factor includes antenna factor , cable loss and amplifier gain
Note 2: Margin (dB) = Emission level (dBuV/m) – Limit (dBuV/m).

| Modulation | 11a | Test Freq. (MHz) | 5680 |
|---|---|---|---|
| Polarization | Vertical-Average | | |

Test By :Brad Wu- Temperature(℃):23 Humidity(%):64

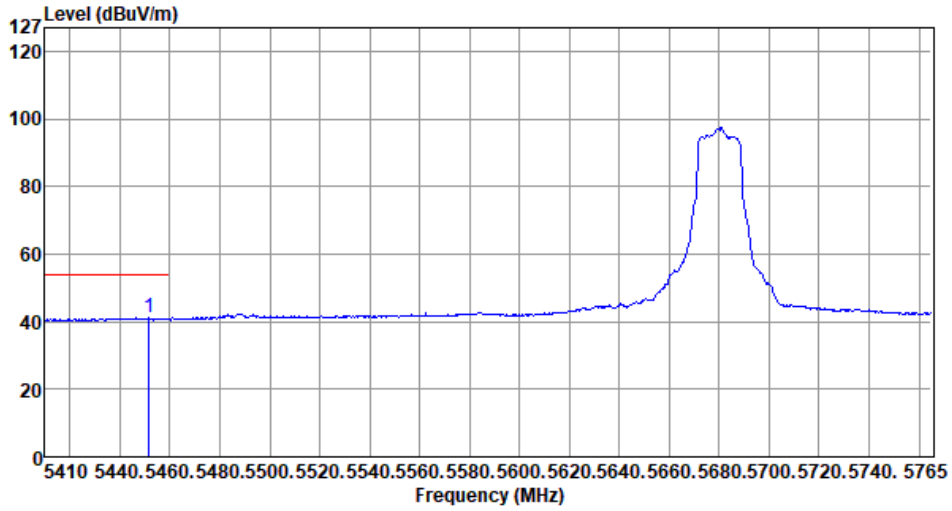


| | Freq. MHz | Emission level dBuV/m | Limit dBuV/m | Margin dB | SA reading dBuV | Factor dB/m | Remark | ANT High cm | Turn Table deg |
|---|---|---|---|---|---|---|---|---|---|
| 1 | 5451.54 | 41.08 | 54.00 | -12.92 | 40.42 | 0.66 | Average | 127 | 357 |

Note 1: Emission Level (dBuV/m) = SA Reading (dBuV) + Factor* (dB/m)
*Factor includes antenna factor , cable loss and amplifier gain
Note 2: Margin (dB) = Emission level (dBuV/m) – Limit (dBuV/m).

| **Modulation** | 11a | **Test Freq. (MHz)** | 5700 |
|---|---|---|---|
| **Polarization** | Horizontal-Peak | | |

Test By :Akun Chung_ Temperature(℃):25 Humidity(%):62

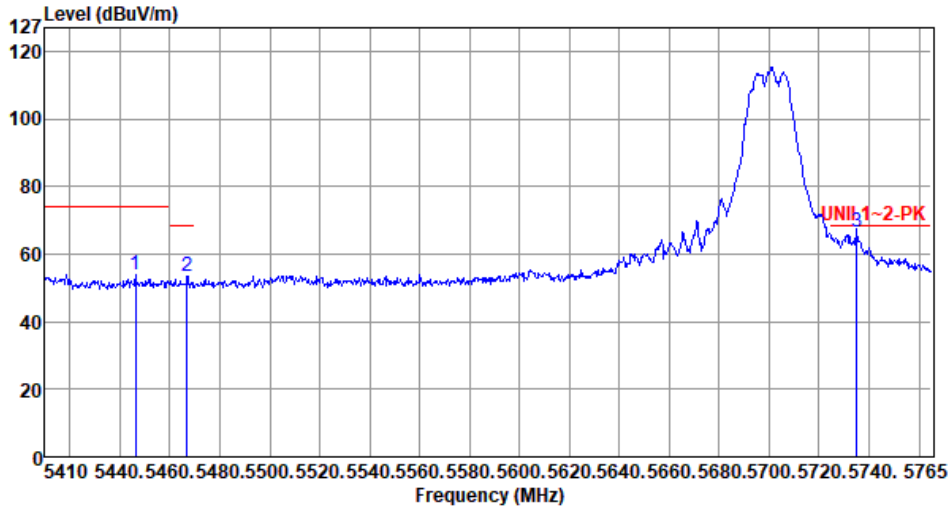


| | Freq. MHz | Emission level dBuV/m | Limit dBuV/m | Margin dB | SA reading dBuV | Factor dB/m | Remark | ANT High cm | Turn Table deg |
|---|---|---|---|---|---|---|---|---|---|
| 1 | 5446.21 | 53.71 | 74.00 | -20.29 | 53.07 | 0.64 | Peak | 221 | 300 |
| 2 | 5466.80 | 53.52 | 68.20 | -14.68 | 52.81 | 0.71 | Peak | 221 | 300 |
| 3 | 5735.18 | 66.55 | 68.20 | -1.65 | 65.42 | 1.13 | Peak | 221 | 300 |

Note 1: Emission Level (dBuV/m) = SA Reading (dBuV) + Factor* (dB/m)
*Factor includes antenna factor , cable loss and amplifier gain
Note 2: Margin (dB) = Emission level (dBuV/m) – Limit (dBuV/m).

| **Modulation** | 11a | **Test Freq. (MHz)** | 5700 |
|---|---|---|---|
| **Polarization** | Horizontal-Average | | |

Test By :Akun Chung_ Temperature(℃):25 Humidity(%):62

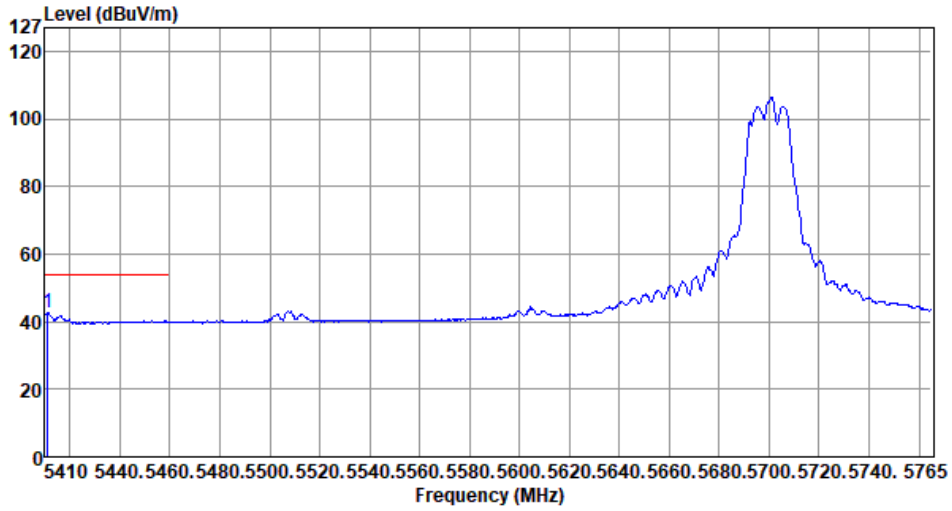


| | Freq. MHz | Emission level dBuV/m | Limit dBuV/m | Margin dB | SA reading dBuV | Factor dB/m | Remark | ANT High cm | Turn Table deg |
|---|---|---|---|---|---|---|---|---|---|
| 1 | 5411.07 | 42.73 | 54.00 | -11.27 | 42.26 | 0.47 | Average | 221 | 300 |

Note 1: Emission Level (dBuV/m) = SA Reading (dBuV) + Factor* (dB/m)
*Factor includes antenna factor , cable loss and amplifier gain
Note 2: Margin (dB) = Emission level (dBuV/m) – Limit (dBuV/m).

| Modulation | 11a | Test Freq. (MHz) | 5700 |
|---|---|---|---|
| Polarization | Vertical-Peak | | |

Test By :Akun Chung_ Temperature(℃):25 Humidity(%):62

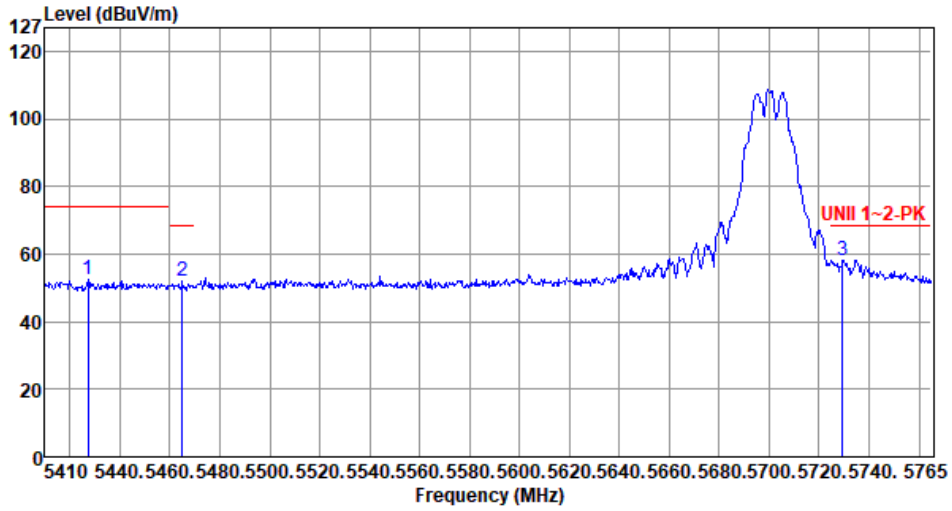


| | Freq. MHz | Emission level dBuV/m | Limit dBuV/m | Margin dB | SA reading dBuV | Factor dB/m | Remark | ANT High cm | Turn Table deg |
|---|---|---|---|---|---|---|---|---|---|
| 1 | 5427.40 | 52.43 | 74.00 | -21.57 | 51.87 | 0.56 | Peak | 227 | 314 |
| 2 | 5465.03 | 52.20 | 68.20 | -16.00 | 51.50 | 0.70 | Peak | 227 | 314 |
| 3 | 5729.50 | 58.14 | 68.20 | -10.06 | 57.02 | 1.12 | Peak | 227 | 314 |

Note 1: Emission Level (dBuV/m) = SA Reading (dBuV) + Factor* (dB/m)
*Factor includes antenna factor , cable loss and amplifier gain
Note 2: Margin (dB) = Emission level (dBuV/m) – Limit (dBuV/m).

| Modulation | 11a | Test Freq. (MHz) | 5700 |
|---|---|---|---|
| Polarization | Vertical-Average | | |

Test By :Akun Chung_ Temperature(℃):25 Humidity(%):62

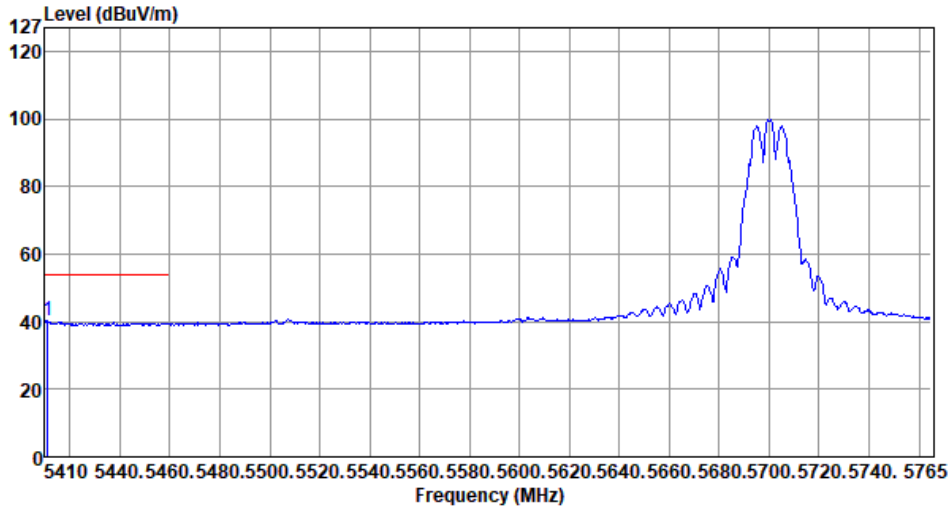


| | Freq. MHz | Emission level dBuV/m | Limit dBuV/m | Margin dB | SA reading dBuV | Factor dB/m | Remark | ANT High cm | Turn Table deg |
|---|---|---|---|---|---|---|---|---|---|
| 1 | 5411.07 | 40.47 | 54.00 | -13.53 | 40.00 | 0.47 | Average | 227 | 314 |

Note 1: Emission Level (dBuV/m) = SA Reading (dBuV) + Factor* (dB/m)
*Factor includes antenna factor , cable loss and amplifier gain
Note 2: Margin (dB) = Emission level (dBuV/m) – Limit (dBuV/m).

| Modulation | 11a | Test Freq. (MHz) | 5720 |
|---|---|---|---|
| Polarization | Horizontal-Peak | | |

Test By :Akun Chung_ Temperature(℃):25 Humidity(%):62

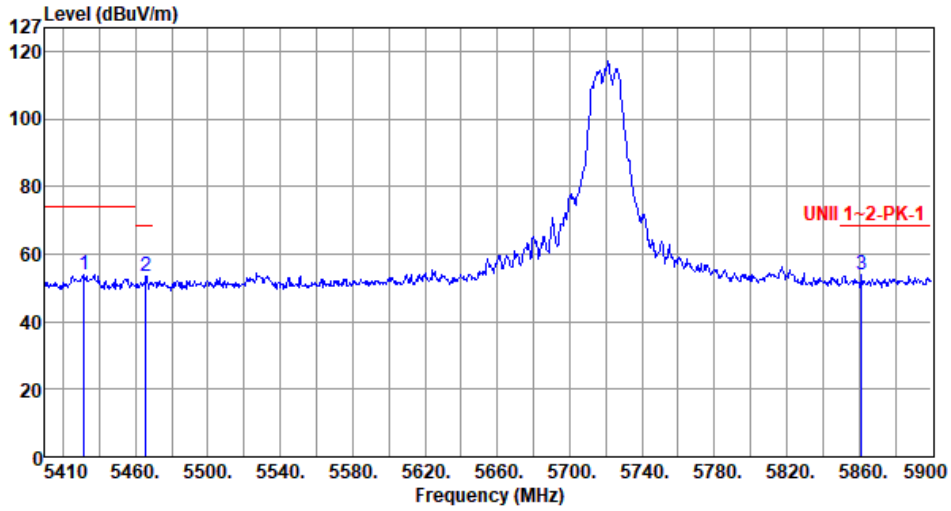


| | Freq. MHz | Emission level dBuV/m | Limit dBuV/m | Margin dB | SA reading dBuV | Factor dB/m | Remark | ANT High cm | Turn Table deg |
|---|---|---|---|---|---|---|---|---|---|
| 1 | 5431.56 | 54.02 | 74.00 | -19.98 | 53.44 | 0.58 | Peak | 222 | 300 |
| 2 | 5465.86 | 53.40 | 68.20 | -14.80 | 52.69 | 0.71 | Peak | 222 | 300 |
| 3 | 5861.29 | 53.70 | 68.20 | -14.50 | 52.22 | 1.48 | Peak | 222 | 300 |

Note 1: Emission Level (dBuV/m) = SA Reading (dBuV) + Factor* (dB/m)
*Factor includes antenna factor , cable loss and amplifier gain
Note 2: Margin (dB) = Emission level (dBuV/m) – Limit (dBuV/m).

| Modulation | 11a | Test Freq. (MHz) | 5720 |
|---|---|---|---|
| Polarization | Horizontal-Average | | |

Test By :Akun Chung_ Temperature(℃):25 Humidity(%):62

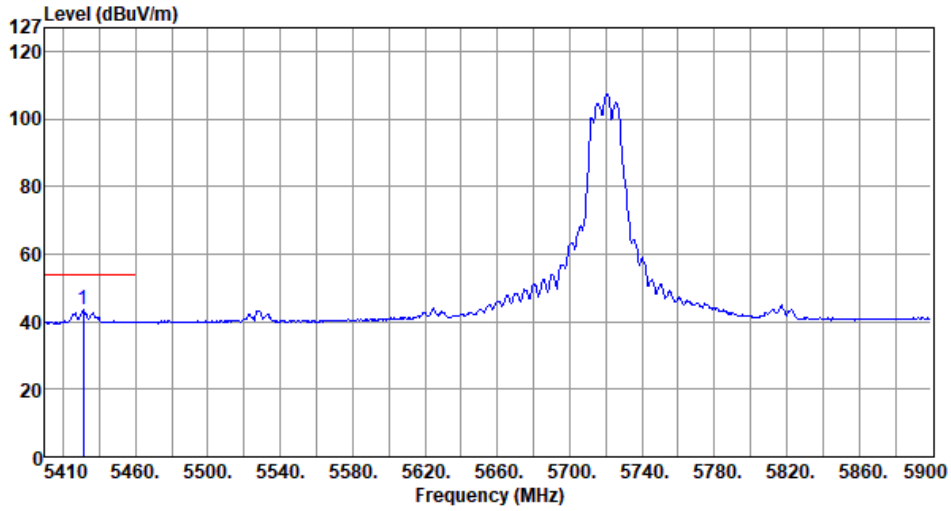


| | Freq. MHz | Emission level dBuV/m | Limit dBuV/m | Margin dB | SA reading dBuV | Factor dB/m | Remark | ANT High cm | Turn Table deg |
|---|---|---|---|---|---|---|---|---|---|
| 1 | 5431.07 | 43.45 | 54.00 | -10.55 | 42.88 | 0.57 | Average | 222 | 300 |

Note 1: Emission Level (dBuV/m) = SA Reading (dBuV) + Factor* (dB/m)
*Factor includes antenna factor , cable loss and amplifier gain
Note 2: Margin (dB) = Emission level (dBuV/m) – Limit (dBuV/m).

| Modulation | 11a | Test Freq. (MHz) | 5720 |
|---|---|---|---|
| Polarization | Vertical-Peak | | |

Test By :Akun Chung_ Temperature(℃):25 Humidity(%):62

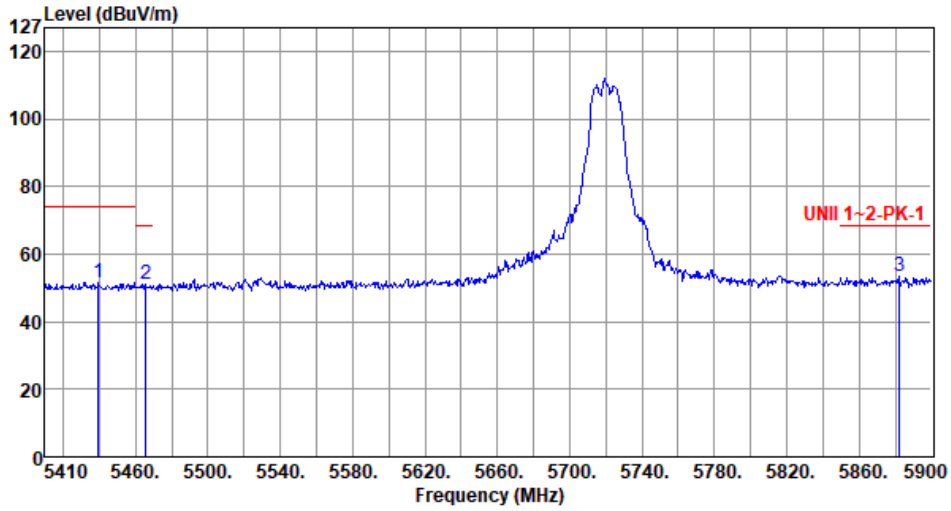


| | Freq. MHz | Emission level dBuV/m | Limit dBuV/m | Margin dB | SA reading dBuV | Factor dB/m | Remark | ANT High cm | Turn Table deg |
|---|---|---|---|---|---|---|---|---|---|
| 1 | 5439.40 | 51.57 | 74.00 | -22.43 | 50.95 | 0.62 | Peak | 211 | 351 |
| 2 | 5465.86 | 51.30 | 68.20 | -16.90 | 50.59 | 0.71 | Peak | 211 | 351 |
| 3 | 5882.36 | 53.36 | 68.20 | -14.84 | 51.80 | 1.56 | Peak | 211 | 351 |

Note 1: Emission Level (dBuV/m) = SA Reading (dBuV) + Factor* (dB/m)
*Factor includes antenna factor , cable loss and amplifier gain
Note 2: Margin (dB) = Emission level (dBuV/m) – Limit (dBuV/m).

| Modulation | 11a | Test Freq. (MHz) | 5720 |
|---|---|---|---|
| Polarization | Vertical-Average | | |

Test By :Akun Chung_ Temperature(℃):25 Humidity(%):62

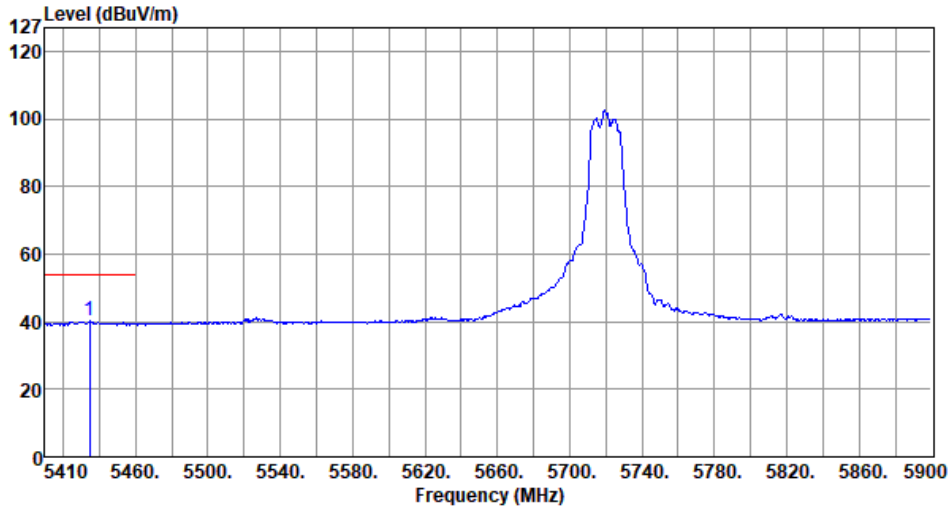


| | Freq. MHz | Emission level dBuV/m | Limit dBuV/m | Margin dB | SA reading dBuV | Factor dB/m | Remark | ANT High cm | Turn Table deg |
|---|---|---|---|---|---|---|---|---|---|
| 1 | 5434.50 | 40.11 | 54.00 | -13.89 | 39.52 | 0.59 | Average | 211 | 351 |

Note 1: Emission Level (dBuV/m) = SA Reading (dBuV) + Factor* (dB/m)
*Factor includes antenna factor , cable loss and amplifier gain
Note 2: Margin (dB) = Emission level (dBuV/m) – Limit (dBuV/m).

| **Modulation** | be EHT20 | **Test Freq. (MHz)** | 5260 |
|---|---|---|---|
| **Polarization** | Horizontal-Peak | | |

Test By :Akun Chung_ Temperature(℃):25 Humidity(%):62

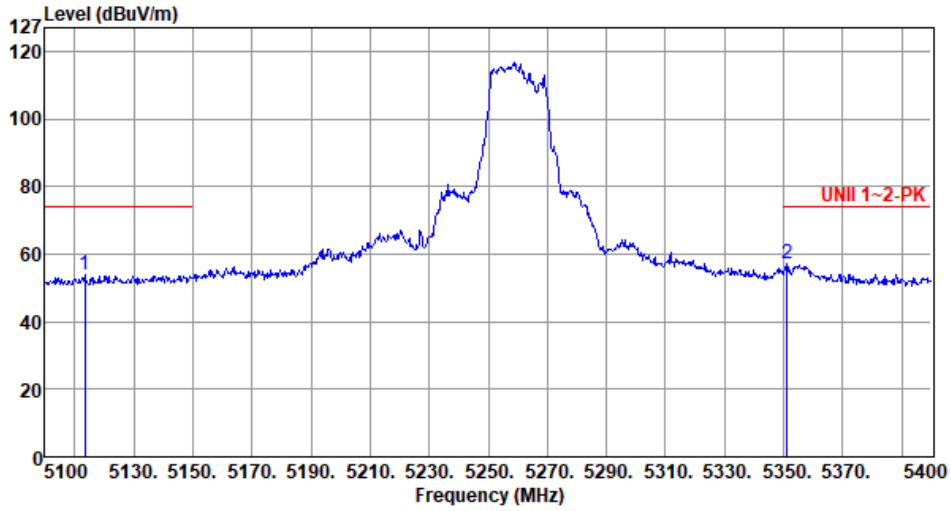


| | Freq. MHz | Emission level dBuV/m | Limit dBuV/m | Margin dB | SA reading dBuV | Factor dB/m | Remark | ANT High cm | Turn Table deg |
|---|---|---|---|---|---|---|---|---|---|
| 1 | 5113.50 | 53.82 | 74.00 | -20.18 | 52.81 | 1.01 | Peak | 238 | 305 |
| 2 | 5351.10 | 57.15 | 74.00 | -16.85 | 56.83 | 0.32 | Peak | 227 | 308 |

Note 1: Emission Level (dBuV/m) = SA Reading (dBuV) + Factor* (dB/m)
*Factor includes antenna factor , cable loss and amplifier gain
Note 2: Margin (dB) = Emission level (dBuV/m) – Limit (dBuV/m).

| **Modulation** | be EHT20 | **Test Freq. (MHz)** | 5260 |
|---|---|---|---|
| **Polarization** | Horizontal-Average | | |

Test By :Akun Chung_ Temperature(℃):25 Humidity(%):62

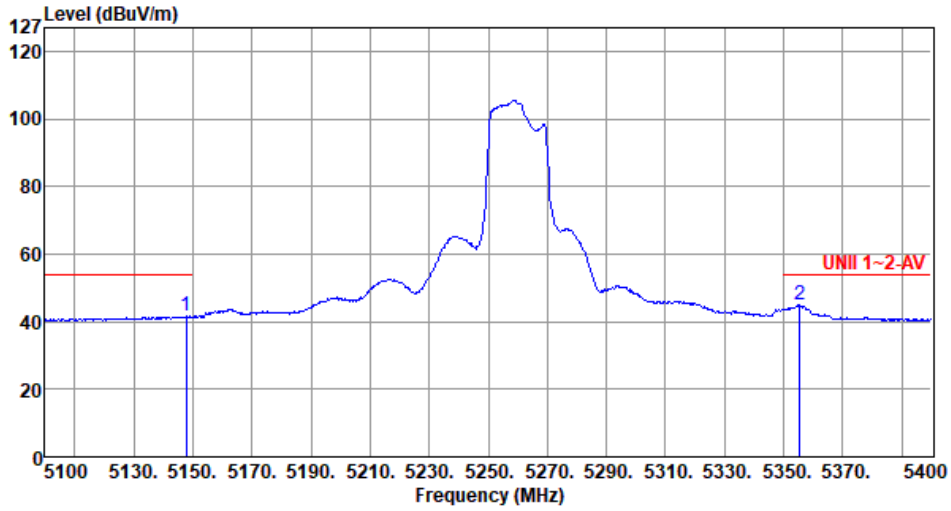


| | Freq. MHz | Emission level dBuV/m | Limit dBuV/m | Margin dB | SA reading dBuV | Factor dB/m | Remark | ANT High cm | Turn Table deg |
|---|---|---|---|---|---|---|---|---|---|
| 1 | 5147.70 | 41.55 | 54.00 | -12.45 | 40.45 | 1.10 | Average | 238 | 305 |
| 2 | 5355.30 | 44.78 | 54.00 | -9.22 | 44.45 | 0.33 | Average | 227 | 308 |

Note 1: Emission Level (dBuV/m) = SA Reading (dBuV) + Factor* (dB/m)
*Factor includes antenna factor , cable loss and amplifier gain
Note 2: Margin (dB) = Emission level (dBuV/m) – Limit (dBuV/m).

| **Modulation** | be EHT20 | **Test Freq. (MHz)** | 5260 |
|---|---|---|---|
| **Polarization** | Vertical-Peak | | |

Test By :Akun Chung_ Temperature(℃):25 Humidity(%):62

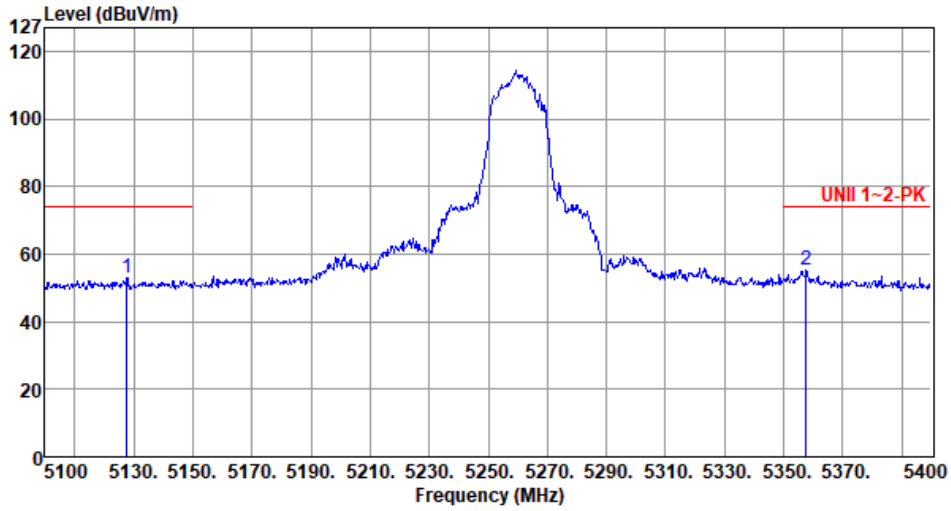


| | Freq. MHz | Emission level dBuV/m | Limit dBuV/m | Margin dB | SA reading dBuV | Factor dB/m | Remark | ANT High cm | Turn Table deg |
|---|---|---|---|---|---|---|---|---|---|
| 1 | 5127.60 | 53.15 | 74.00 | -20.85 | 52.10 | 1.05 | Peak | 308 | 356 |
| 2 | 5357.70 | 55.07 | 74.00 | -18.93 | 54.73 | 0.34 | Peak | 314 | 10 |

Note 1: Emission Level (dBuV/m) = SA Reading (dBuV) + Factor* (dB/m)
*Factor includes antenna factor , cable loss and amplifier gain
Note 2: Margin (dB) = Emission level (dBuV/m) – Limit (dBuV/m).

| **Modulation** | be EHT20 | **Test Freq. (MHz)** | 5260 |
|---|---|---|---|
| **Polarization** | Vertical-Average | | |

Test By :Akun Chung_ Temperature(℃):25 Humidity(%):62

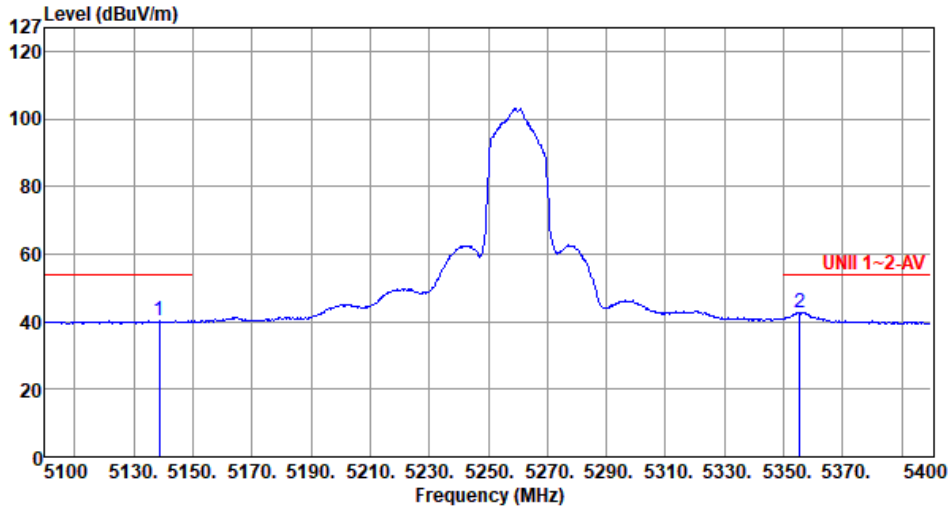


| | Freq. MHz | Emission level dBuV/m | Limit dBuV/m | Margin dB | SA reading dBuV | Factor dB/m | Remark | ANT High cm | Turn Table deg |
|---|---|---|---|---|---|---|---|---|---|
| 1 | 5138.70 | 40.30 | 54.00 | -13.70 | 39.23 | 1.07 | Average | 308 | 356 |
| 2 | 5355.30 | 42.87 | 54.00 | -11.13 | 42.54 | 0.33 | Average | 314 | 10 |

Note 1: Emission Level (dBuV/m) = SA Reading (dBuV) + Factor* (dB/m)
*Factor includes antenna factor , cable loss and amplifier gain
Note 2: Margin (dB) = Emission level (dBuV/m) – Limit (dBuV/m).

| | | | |
|---|---|---|---|
| **Modulation** | be EHT20 | **Test Freq. (MHz)** | 5300 |
| **Polarization** | Horizontal-Peak | | |

Test By :Akun Chung_ Temperature(℃):25 Humidity(%):62

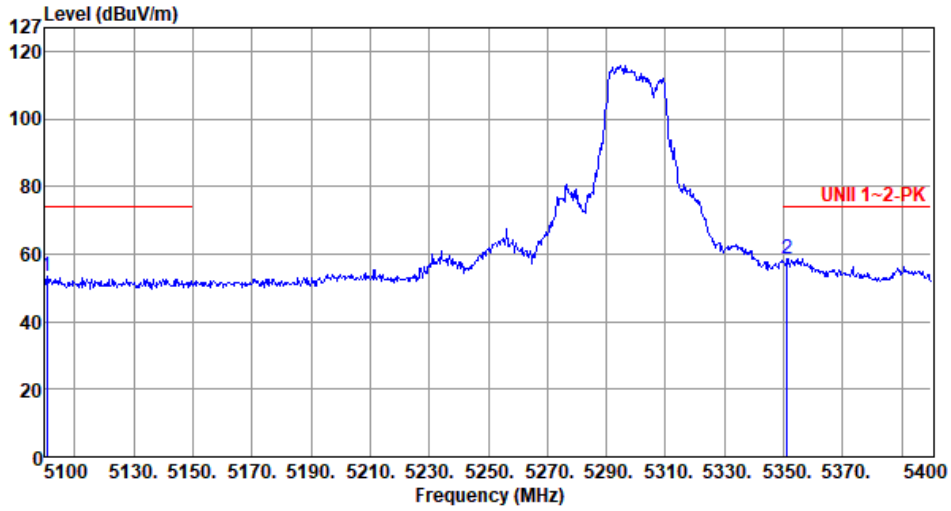


| | Freq. MHz | Emission level dBuV/m | Limit dBuV/m | Margin dB | SA reading dBuV | Factor dB/m | Remark | ANT High cm | Turn Table deg |
|---|---|---|---|---|---|---|---|---|---|
| 1 | 5100.60 | 53.48 | 74.00 | -20.52 | 52.49 | 0.99 | Peak | 184 | 295 |
| 2 | 5351.10 | 58.80 | 74.00 | -15.20 | 58.48 | 0.32 | Peak | 184 | 295 |

Note 1: Emission Level (dBuV/m) = SA Reading (dBuV) + Factor* (dB/m)
*Factor includes antenna factor , cable loss and amplifier gain
Note 2: Margin (dB) = Emission level (dBuV/m) – Limit (dBuV/m).

| **Modulation** | be EHT20 | **Test Freq. (MHz)** | 5300 |
|---|---|---|---|
| **Polarization** | Horizontal-Average | | |

Test By :Akun Chung_ Temperature(℃):25 Humidity(%):62

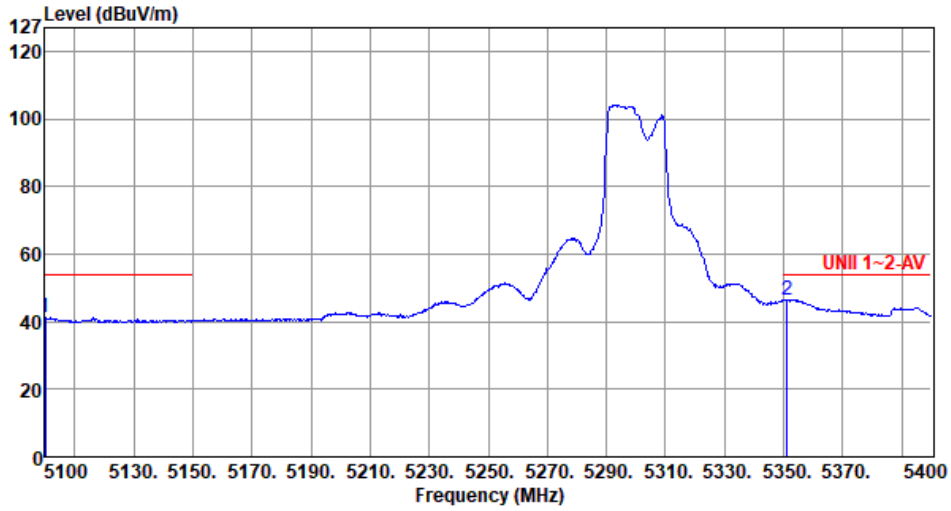


| | Freq. MHz | Emission level dBuV/m | Limit dBuV/m | Margin dB | SA reading dBuV | Factor dB/m | Remark | ANT High cm | Turn Table deg |
|---|---|---|---|---|---|---|---|---|---|
| 1 | 5100.00 | 41.18 | 54.00 | -12.82 | 40.20 | 0.98 | Average | 184 | 295 |
| 2 | 5351.10 | 46.42 | 54.00 | -7.58 | 46.10 | 0.32 | Average | 184 | 295 |

Note 1: Emission Level (dBuV/m) = SA Reading (dBuV) + Factor* (dB/m)
*Factor includes antenna factor , cable loss and amplifier gain
Note 2: Margin (dB) = Emission level (dBuV/m) – Limit (dBuV/m).

| | | | |
|---|---|---|---|
| **Modulation** | be EHT20 | **Test Freq. (MHz)** | 5300 |
| **Polarization** | Vertical-Peak | | |

Test By :Akun Chung_ Temperature(℃):25 Humidity(%):62

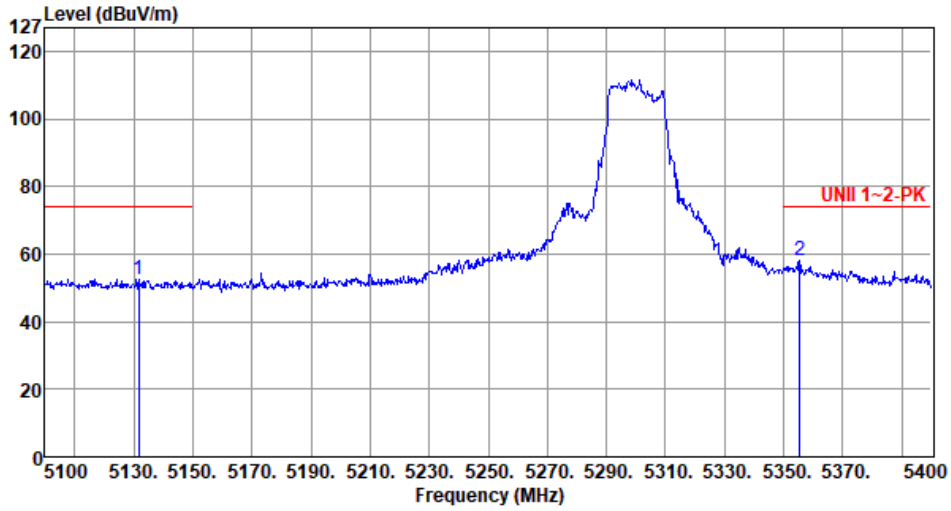


| | Freq. MHz | Emission level dBuV/m | Limit dBuV/m | Margin dB | SA reading dBuV | Factor dB/m | Remark | ANT High cm | Turn Table deg |
|---|---|---|---|---|---|---|---|---|---|
| 1 | 5131.80 | 52.68 | 74.00 | -21.32 | 51.63 | 1.05 | Peak | 301 | 21 |
| 2 | 5355.30 | 57.97 | 74.00 | -16.03 | 57.64 | 0.33 | Peak | 301 | 21 |

Note 1: Emission Level (dBuV/m) = SA Reading (dBuV) + Factor* (dB/m)
*Factor includes antenna factor , cable loss and amplifier gain
Note 2: Margin (dB) = Emission level (dBuV/m) – Limit (dBuV/m).

| **Modulation** | be EHT20 | **Test Freq. (MHz)** | 5300 |
|---|---|---|---|
| **Polarization** | Vertical-Average | | |

Test By :Akun Chung_ Temperature(℃):25 Humidity(%):62

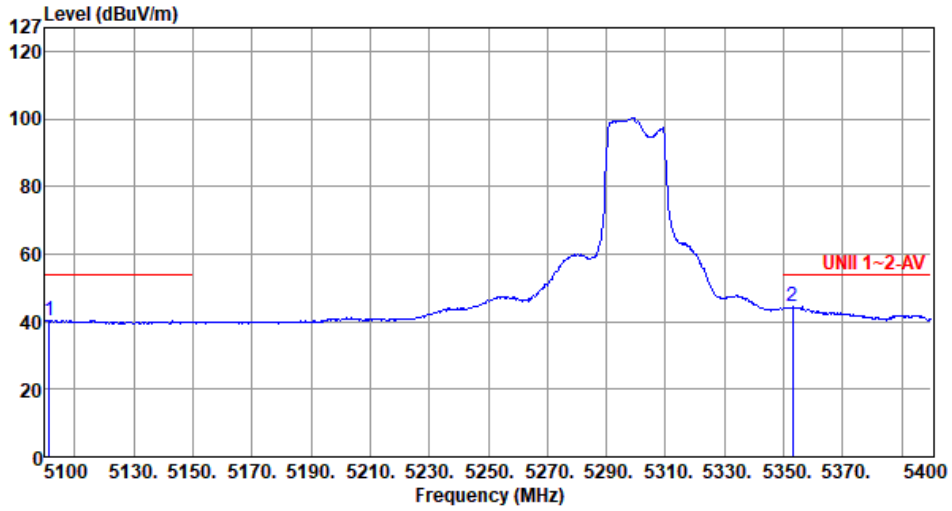


| | Freq. MHz | Emission level dBuV/m | Limit dBuV/m | Margin dB | SA reading dBuV | Factor dB/m | Remark | ANT High cm | Turn Table deg |
|---|---|---|---|---|---|---|---|---|---|
| 1 | 5101.50 | 40.40 | 54.00 | -13.60 | 39.41 | 0.99 | Average | 301 | 21 |
| 2 | 5352.90 | 44.35 | 54.00 | -9.65 | 44.02 | 0.33 | Average | 301 | 21 |

Note 1: Emission Level (dBuV/m) = SA Reading (dBuV) + Factor* (dB/m)
*Factor includes antenna factor , cable loss and amplifier gain
Note 2: Margin (dB) = Emission level (dBuV/m) – Limit (dBuV/m).

| **Modulation** | be EHT20 | **Test Freq. (MHz)** | 5320 |
|---|---|---|---|
| **Polarization** | Horizontal-Peak | | |

Test By :Akun Chung_ Temperature(℃):25 Humidity(%):62

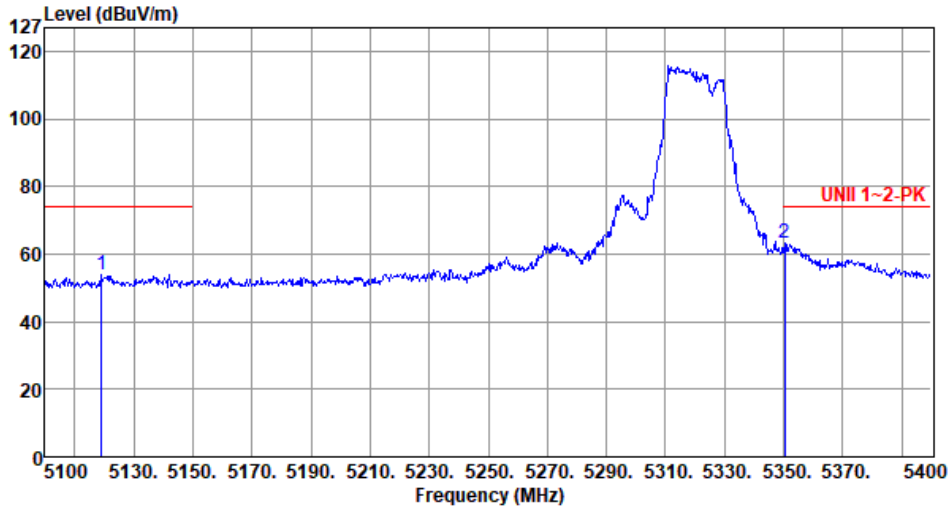


| | Freq. MHz | Emission level dBuV/m | Limit dBuV/m | Margin dB | SA reading dBuV | Factor dB/m | Remark | ANT High cm | Turn Table deg |
|---|---|---|---|---|---|---|---|---|---|
| 1 | 5119.20 | 53.76 | 74.00 | -20.24 | 52.73 | 1.03 | Peak | 186 | 304 |
| 2 | 5350.20 | 63.14 | 74.00 | -10.86 | 62.82 | 0.32 | Peak | 186 | 304 |

Note 1: Emission Level (dBuV/m) = SA Reading (dBuV) + Factor* (dB/m)
*Factor includes antenna factor , cable loss and amplifier gain
Note 2: Margin (dB) = Emission level (dBuV/m) – Limit (dBuV/m).

| **Modulation** | be EHT20 | **Test Freq. (MHz)** | 5320 |
|---|---|---|---|
| **Polarization** | Horizontal-Average | | |

Test By :Akun Chung_ Temperature(℃):25 Humidity(%):62

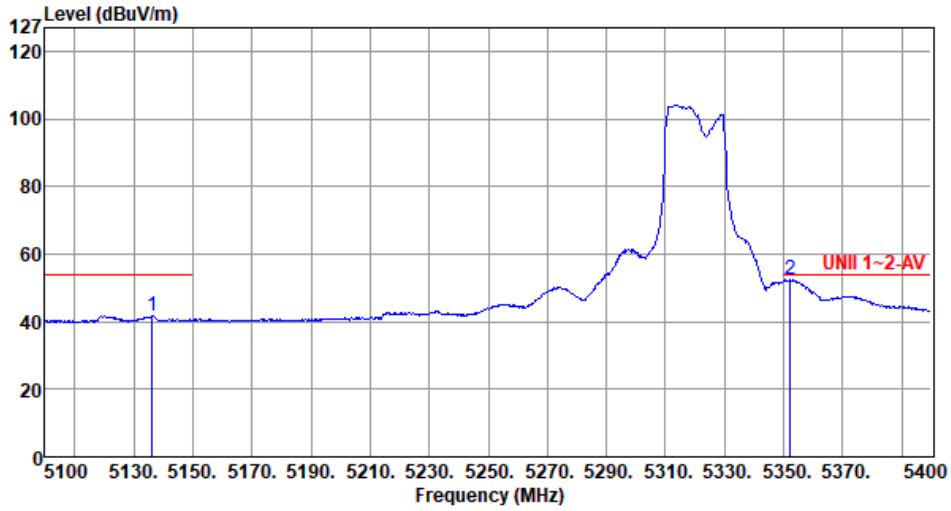


| | Freq. MHz | Emission level dBuV/m | Limit dBuV/m | Margin dB | SA reading dBuV | Factor dB/m | Remark | ANT High cm | Turn Table deg |
|---|---|---|---|---|---|---|---|---|---|
| 1 | 5136.30 | 41.86 | 54.00 | -12.14 | 40.80 | 1.06 | Average | 186 | 304 |
| 2 | 5352.30 | 52.44 | 54.00 | -1.56 | 52.12 | 0.32 | Average | 186 | 304 |

Note 1: Emission Level (dBuV/m) = SA Reading (dBuV) + Factor* (dB/m)
*Factor includes antenna factor , cable loss and amplifier gain
Note 2: Margin (dB) = Emission level (dBuV/m) – Limit (dBuV/m).

| **Modulation** | be EHT20 | **Test Freq. (MHz)** | 5320 |
|---|---|---|---|
| **Polarization** | Vertical-Peak | | |

Test By :Akun Chung_ Temperature(℃):25 Humidity(%):62

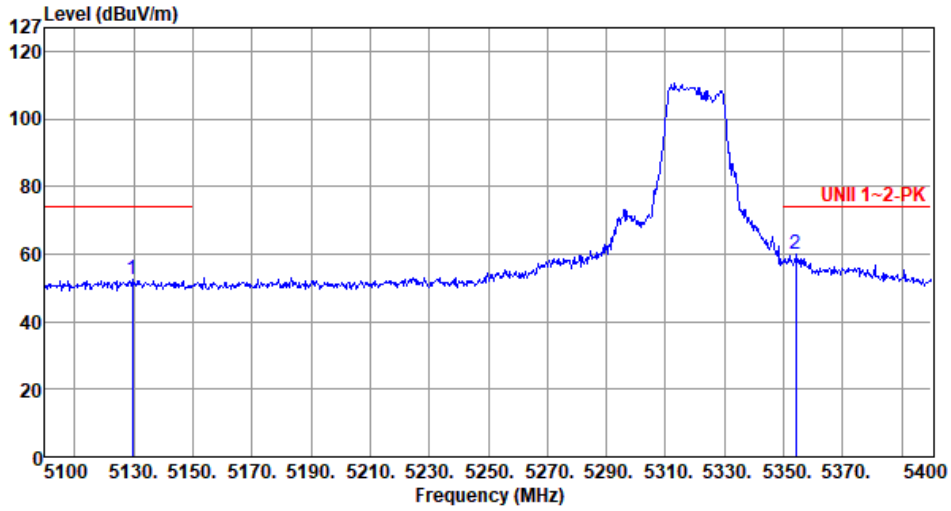


| | Freq. MHz | Emission level dBuV/m | Limit dBuV/m | Margin dB | SA reading dBuV | Factor dB/m | Remark | ANT High cm | Turn Table deg |
|---|---|---|---|---|---|---|---|---|---|
| 1 | 5129.70 | 52.35 | 74.00 | -21.65 | 51.30 | 1.05 | Peak | 300 | 23 |
| 2 | 5354.10 | 59.97 | 74.00 | -14.03 | 59.64 | 0.33 | Peak | 300 | 23 |

Note 1: Emission Level (dBuV/m) = SA Reading (dBuV) + Factor* (dB/m)
*Factor includes antenna factor , cable loss and amplifier gain
Note 2: Margin (dB) = Emission level (dBuV/m) – Limit (dBuV/m).

| Modulation | be EHT20 | Test Freq. (MHz) | 5320 |
|---|---|---|---|
| Polarization | Vertical-Average | | |

Test By :Akun Chung_ Temperature(℃):25 Humidity(%):62

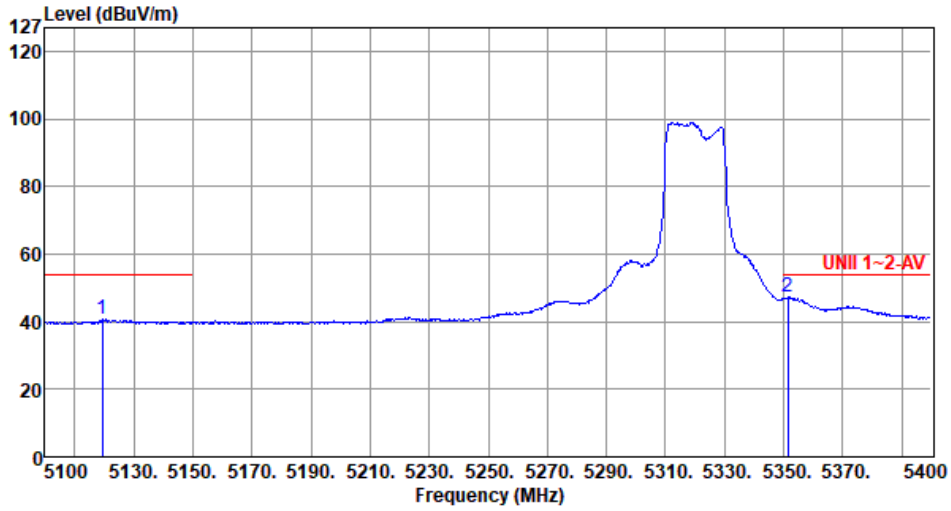


| | Freq. MHz | Emission level dBuV/m | Limit dBuV/m | Margin dB | SA reading dBuV | Factor dB/m | Remark | ANT High cm | Turn Table deg |
|---|---|---|---|---|---|---|---|---|---|
| 1 | 5119.50 | 40.61 | 54.00 | -13.39 | 39.58 | 1.03 | Average | 300 | 23 |
| 2 | 5351.40 | 47.15 | 54.00 | -6.85 | 46.83 | 0.32 | Average | 300 | 23 |

Note 1: Emission Level (dBuV/m) = SA Reading (dBuV) + Factor* (dB/m)
*Factor includes antenna factor , cable loss and amplifier gain
Note 2: Margin (dB) = Emission level (dBuV/m) – Limit (dBuV/m).

| **Modulation** | be EHT20 | **Test Freq. (MHz)** | 5500 |
|---|---|---|---|
| **Polarization** | Horizontal-Peak | | |

Test By :Akun Chung_ Temperature(℃):25 Humidity(%):62

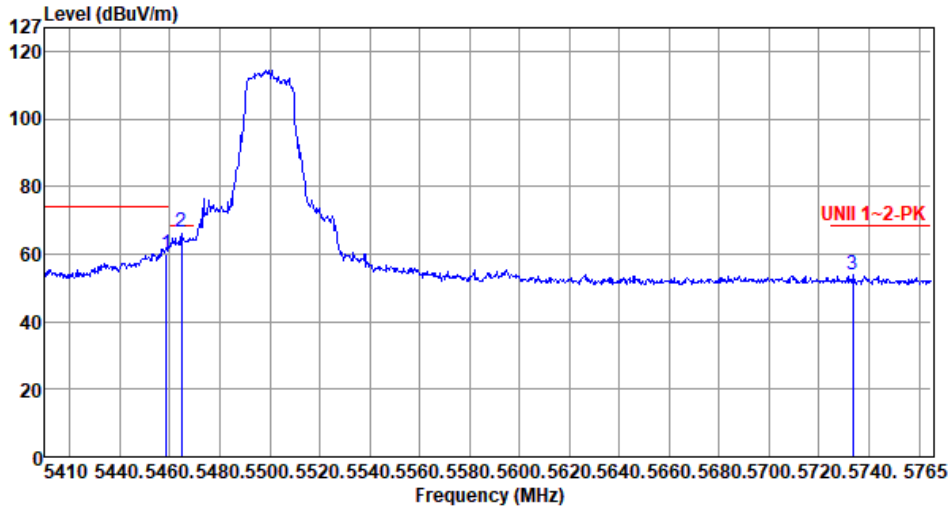


| | Freq. MHz | Emission level dBuV/m | Limit dBuV/m | Margin dB | SA reading dBuV | Factor dB/m | Remark | ANT High cm | Turn Table deg |
|---|---|---|---|---|---|---|---|---|---|
| 1 | 5458.64 | 59.76 | 74.00 | -14.24 | 59.07 | 0.69 | Peak | 225 | 58 |
| 2 | 5464.67 | 66.33 | 68.20 | -1.87 | 65.63 | 0.70 | Peak | 177 | 304 |
| 3 | 5733.41 | 53.81 | 68.20 | -14.39 | 52.68 | 1.13 | Peak | 177 | 304 |

Note 1: Emission Level (dBuV/m) = SA Reading (dBuV) + Factor* (dB/m)
*Factor includes antenna factor , cable loss and amplifier gain
Note 2: Margin (dB) = Emission level (dBuV/m) – Limit (dBuV/m).

| **Modulation** | be EHT20 | **Test Freq. (MHz)** | 5500 |
|---|---|---|---|
| **Polarization** | Horizontal-Average | | |

Test By :Akun Chung_ Temperature(℃):25 Humidity(%):62

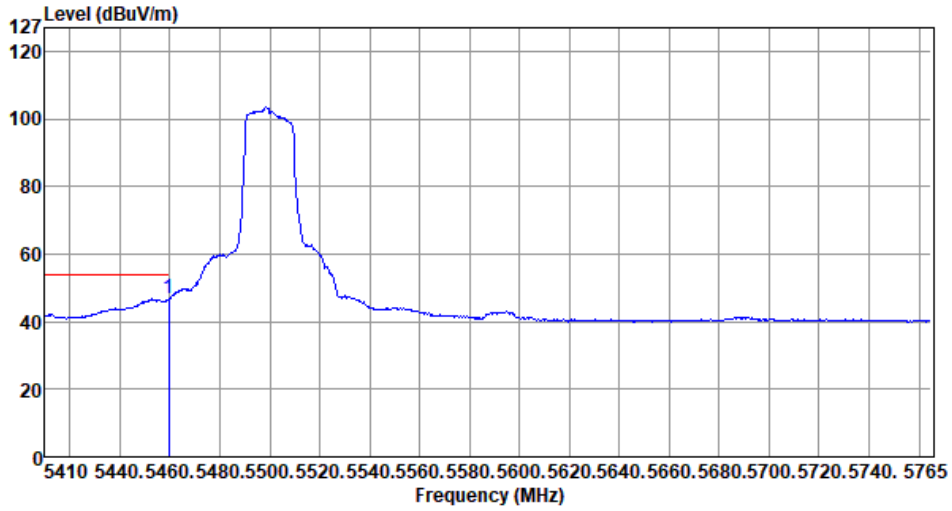


| | Freq. MHz | Emission level dBuV/m | Limit dBuV/m | Margin dB | SA reading dBuV | Factor dB/m | Remark | ANT High cm | Turn Table deg |
|---|---|---|---|---|---|---|---|---|---|
| 1 | 5459.70 | 46.89 | 54.00 | -7.11 | 46.20 | 0.69 | Average | 225 | 58 |

Note 1: Emission Level (dBuV/m) = SA Reading (dBuV) + Factor* (dB/m)
*Factor includes antenna factor , cable loss and amplifier gain
Note 2: Margin (dB) = Emission level (dBuV/m) – Limit (dBuV/m).

| **Modulation** | be EHT20 | **Test Freq. (MHz)** | 5500 |
|---|---|---|---|
| **Polarization** | Vertical-Peak | | |

Test By :Akun Chung_ Temperature(℃):25 Humidity(%):62

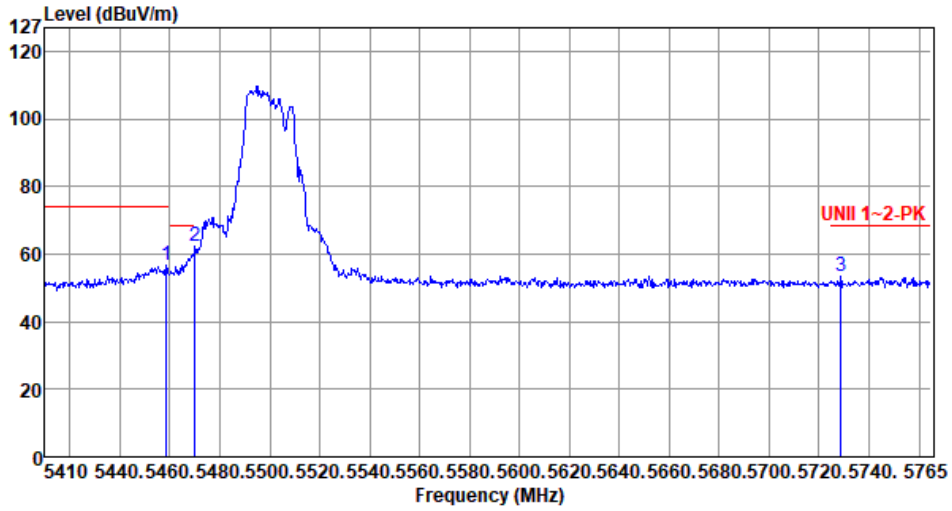


| | Freq. MHz | Emission level dBuV/m | Limit dBuV/m | Margin dB | SA reading dBuV | Factor dB/m | Remark | ANT High cm | Turn Table deg |
|---|---|---|---|---|---|---|---|---|---|
| 1 | 5458.64 | 56.91 | 74.00 | -17.09 | 56.22 | 0.69 | Peak | 307 | 29 |
| 2 | 5470.00 | 62.18 | 68.20 | -6.02 | 61.46 | 0.72 | Peak | 329 | 34 |
| 3 | 5728.79 | 53.51 | 68.20 | -14.69 | 52.39 | 1.12 | Peak | 329 | 34 |

Note 1: Emission Level (dBuV/m) = SA Reading (dBuV) + Factor* (dB/m)
*Factor includes antenna factor , cable loss and amplifier gain
Note 2: Margin (dB) = Emission level (dBuV/m) – Limit (dBuV/m).

| **Modulation** | be EHT20 | **Test Freq. (MHz)** | 5500 |
|---|---|---|---|
| **Polarization** | Vertical-Average | | |

Test By :Akun Chung_ Temperature(℃):25 Humidity(%):62

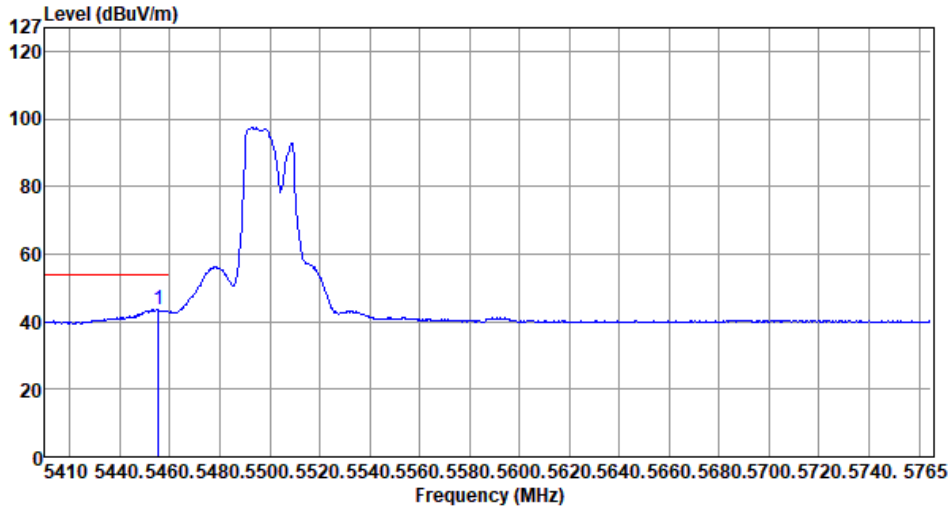


| | Freq. MHz | Emission level dBuV/m | Limit dBuV/m | Margin dB | SA reading dBuV | Factor dB/m | Remark | ANT High cm | Turn Table deg |
|---|---|---|---|---|---|---|---|---|---|
| 1 | 5455.44 | 43.48 | 54.00 | -10.52 | 42.81 | 0.67 | Average | 307 | 29 |

Note 1: Emission Level (dBuV/m) = SA Reading (dBuV) + Factor* (dB/m)
*Factor includes antenna factor , cable loss and amplifier gain
Note 2: Margin (dB) = Emission level (dBuV/m) – Limit (dBuV/m).

| **Modulation** | be EHT20 | **Test Freq. (MHz)** | 5520 |
|---|---|---|---|
| **Polarization** | Horizontal-Peak | | |

Test By :Brad Wu- Temperature(℃):23 Humidity(%):64

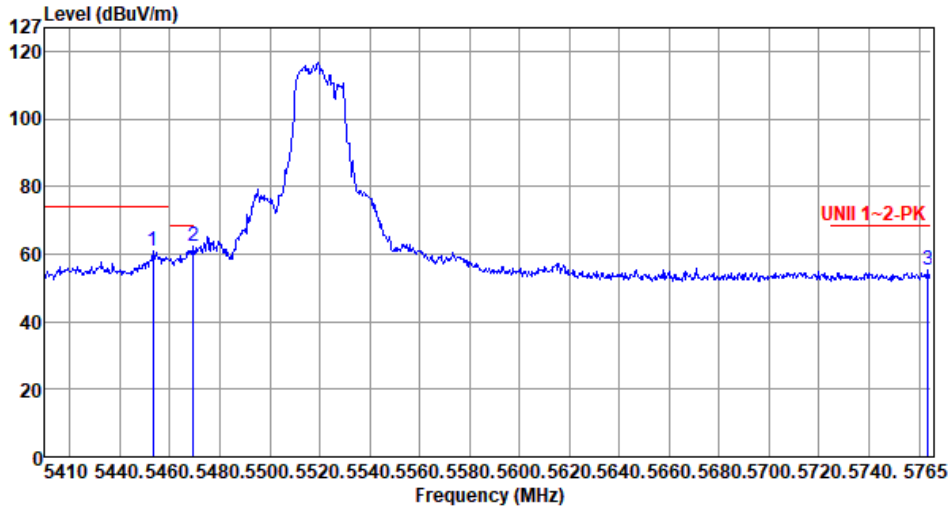


| | Freq. MHz | Emission level dBuV/m | Limit dBuV/m | Margin dB | SA reading dBuV | Factor dB/m | Remark | ANT High cm | Turn Table deg |
|---|---|---|---|---|---|---|---|---|---|
| 1 | 5453.31 | 60.84 | 74.00 | -13.16 | 60.17 | 0.67 | Peak | 184 | 301 |
| 2 | 5469.29 | 62.50 | 68.20 | -5.70 | 61.78 | 0.72 | Peak | 184 | 301 |
| 3 | 5763.58 | 55.08 | 68.20 | -13.12 | 53.87 | 1.21 | Peak | 184 | 301 |

Note 1: Emission Level (dBuV/m) = SA Reading (dBuV) + Factor* (dB/m)
*Factor includes antenna factor , cable loss and amplifier gain
Note 2: Margin (dB) = Emission level (dBuV/m) – Limit (dBuV/m).

| **Modulation** | be EHT20 | **Test Freq. (MHz)** | 5520 |
|---|---|---|---|
| **Polarization** | Horizontal-Average | | |

Test By :Brad Wu- Temperature(℃):23 Humidity(%):64

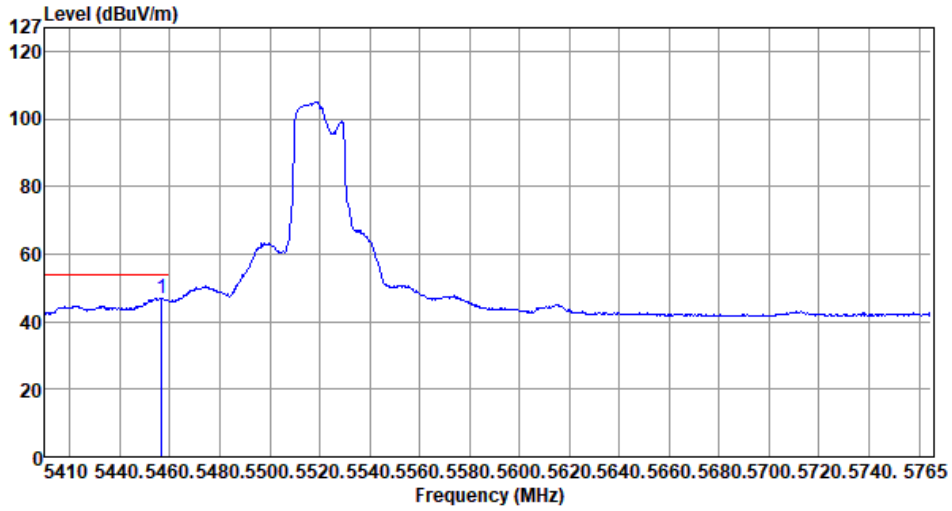


| | Freq. MHz | Emission level dBuV/m | Limit dBuV/m | Margin dB | SA reading dBuV | Factor dB/m | Remark | ANT High cm | Turn Table deg |
|---|---|---|---|---|---|---|---|---|---|
| 1 | 5456.86 | 46.86 | 54.00 | -7.14 | 46.18 | 0.68 | Average | 184 | 301 |

Note 1: Emission Level (dBuV/m) = SA Reading (dBuV) + Factor* (dB/m)
*Factor includes antenna factor , cable loss and amplifier gain
Note 2: Margin (dB) = Emission level (dBuV/m) – Limit (dBuV/m).

| **Modulation** | be EHT20 | **Test Freq. (MHz)** | 5520 |
|---|---|---|---|
| **Polarization** | Vertical-Peak | | |

Test By :Brad Wu- Temperature(℃):23 Humidity(%):64

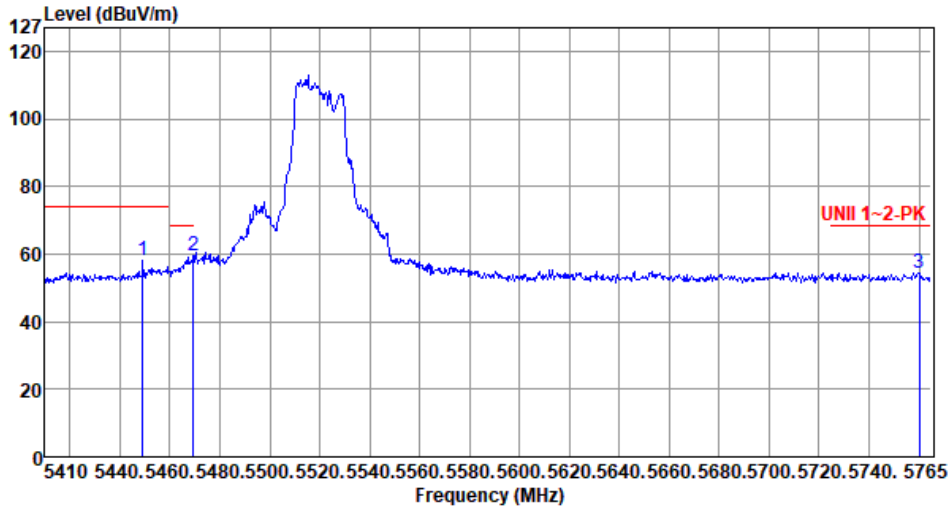


| | Freq. MHz | Emission level dBuV/m | Limit dBuV/m | Margin dB | SA reading dBuV | Factor dB/m | Remark | ANT High cm | Turn Table deg |
|---|---|---|---|---|---|---|---|---|---|
| 1 | 5449.05 | 58.12 | 74.00 | -15.88 | 57.45 | 0.67 | Peak | 259 | 24 |
| 2 | 5469.29 | 59.31 | 68.20 | -8.89 | 58.59 | 0.72 | Peak | 259 | 24 |
| 3 | 5760.03 | 54.42 | 68.20 | -13.78 | 53.22 | 1.20 | Peak | 259 | 24 |

Note 1: Emission Level (dBuV/m) = SA Reading (dBuV) + Factor* (dB/m)
*Factor includes antenna factor , cable loss and amplifier gain
Note 2: Margin (dB) = Emission level (dBuV/m) – Limit (dBuV/m).

| **Modulation** | be EHT20 | **Test Freq. (MHz)** | 5520 |
|---|---|---|---|
| **Polarization** | Vertical-Average | | |

Test By :Brad Wu- Temperature(℃):23 Humidity(%):64

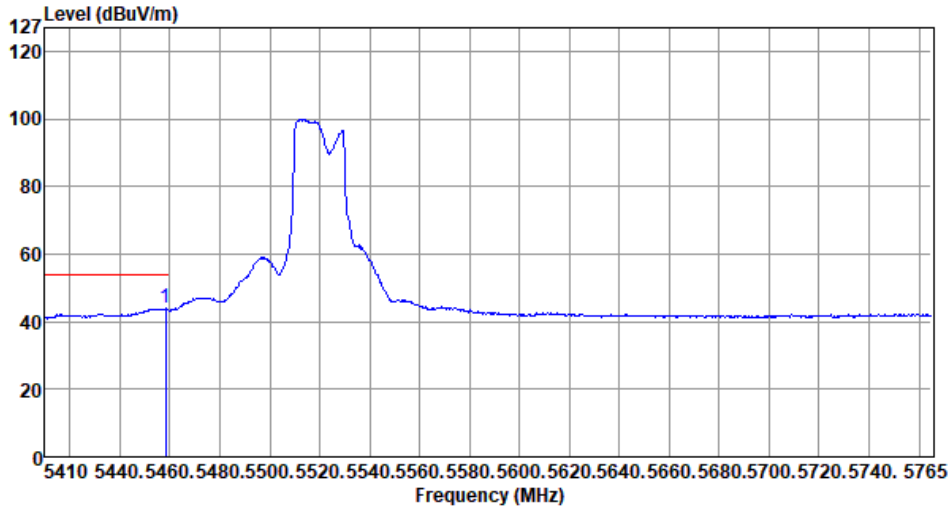


| | Freq. MHz | Emission level dBuV/m | Limit dBuV/m | Margin dB | SA reading dBuV | Factor dB/m | Remark | ANT High cm | Turn Table deg |
|---|---|---|---|---|---|---|---|---|---|
| 1 | 5458.28 | 43.87 | 54.00 | -10.13 | 43.18 | 0.69 | Average | 259 | 24 |

Note 1: Emission Level (dBuV/m) = SA Reading (dBuV) + Factor* (dB/m)
*Factor includes antenna factor , cable loss and amplifier gain
Note 2: Margin (dB) = Emission level (dBuV/m) – Limit (dBuV/m).

| **Modulation** | be EHT20 | **Test Freq. (MHz)** | 5580 |
|---|---|---|---|
| **Polarization** | Horizontal-Peak | | |

Test By :Akun Chung_ Temperature(℃):25 Humidity(%):62

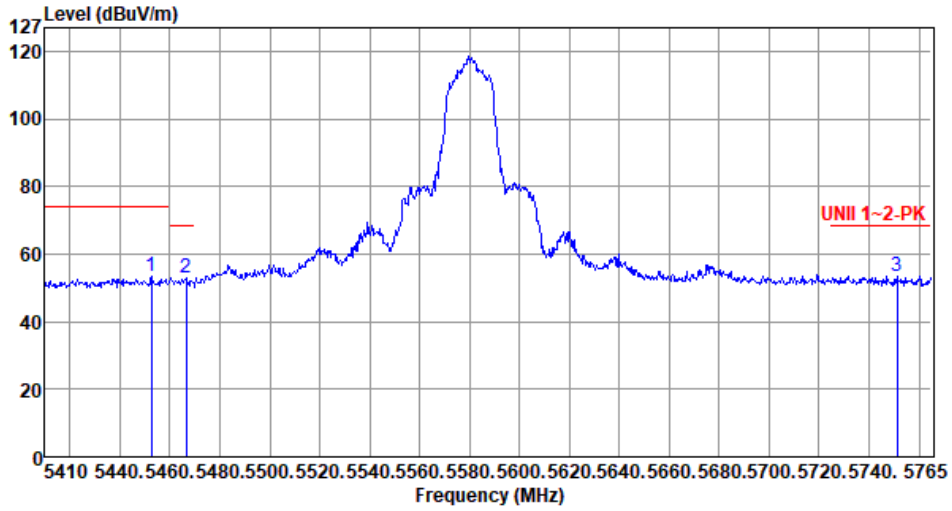


| | Freq. MHz | Emission level dBuV/m | Limit dBuV/m | Margin dB | SA reading dBuV | Factor dB/m | Remark | ANT High cm | Turn Table deg |
|---|---|---|---|---|---|---|---|---|---|
| 1 | 5452.60 | 53.43 | 74.00 | -20.57 | 52.76 | 0.67 | Peak | 201 | 296 |
| 2 | 5466.45 | 53.18 | 68.20 | -15.02 | 52.47 | 0.71 | Peak | 222 | 302 |
| 3 | 5751.16 | 53.55 | 68.20 | -14.65 | 52.38 | 1.17 | Peak | 222 | 302 |

Note 1: Emission Level (dBuV/m) = SA Reading (dBuV) + Factor* (dB/m)
*Factor includes antenna factor , cable loss and amplifier gain
Note 2: Margin (dB) = Emission level (dBuV/m) – Limit (dBuV/m).

| **Modulation** | be EHT20 | **Test Freq. (MHz)** | 5580 |
|---|---|---|---|
| **Polarization** | Horizontal-Average | | |

Test By :Akun Chung_ Temperature(℃):25 Humidity(%):62

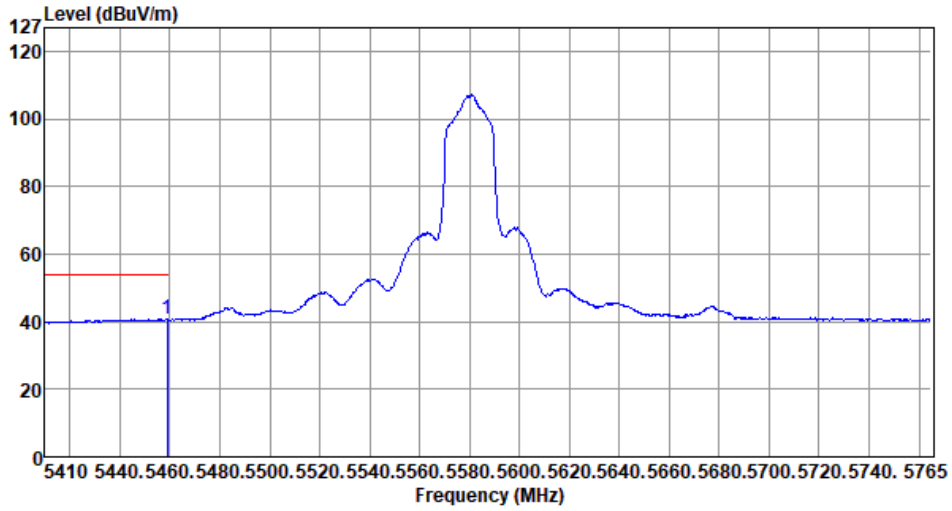


| | Freq. MHz | Emission level dBuV/m | Limit dBuV/m | Margin dB | SA reading dBuV | Factor dB/m | Remark | ANT High cm | Turn Table deg |
|---|---|---|---|---|---|---|---|---|---|
| 1 | 5458.99 | 40.96 | 54.00 | -13.04 | 40.27 | 0.69 | Average | 201 | 296 |

Note 1: Emission Level (dBuV/m) = SA Reading (dBuV) + Factor* (dB/m)
*Factor includes antenna factor , cable loss and amplifier gain
Note 2: Margin (dB) = Emission level (dBuV/m) – Limit (dBuV/m).

| Modulation | be EHT20 | Test Freq. (MHz) | 5580 |
|---|---|---|---|
| Polarization | Vertical-Peak | | |

Test By :Akun Chung_ Temperature(℃):25 Humidity(%):62

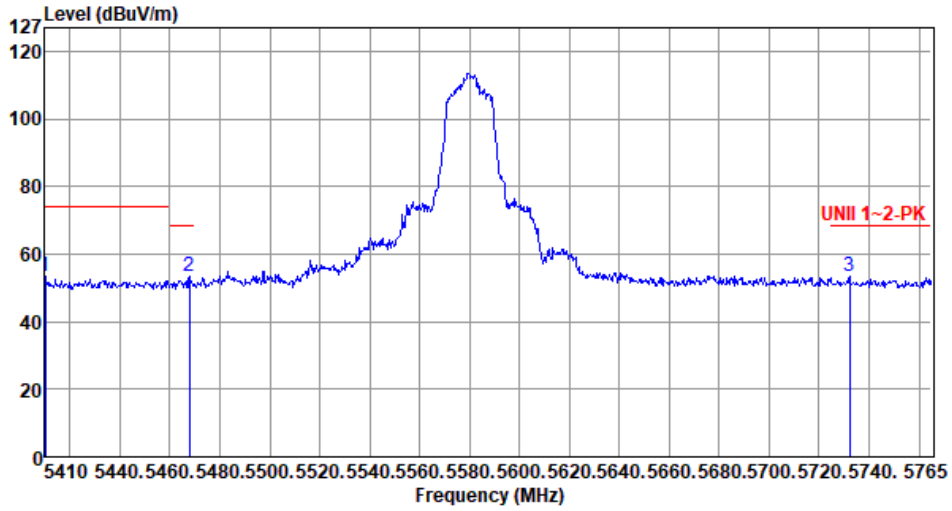


| | Freq. MHz | Emission level dBuV/m | Limit dBuV/m | Margin dB | SA reading dBuV | Factor dB/m | Remark | ANT High cm | Turn Table deg |
|---|---|---|---|---|---|---|---|---|---|
| 1 | 5410.00 | 53.34 | 74.00 | -20.66 | 52.87 | 0.47 | Peak | 281 | 28 |
| 2 | 5467.87 | 53.38 | 68.20 | -14.82 | 52.66 | 0.72 | Peak | 292 | 13 |
| 3 | 5732.34 | 53.58 | 68.20 | -14.62 | 52.46 | 1.12 | Peak | 292 | 13 |

Note 1: Emission Level (dBuV/m) = SA Reading (dBuV) + Factor* (dB/m)
*Factor includes antenna factor , cable loss and amplifier gain
Note 2: Margin (dB) = Emission level (dBuV/m) – Limit (dBuV/m).

| | | | |
|---|---|---|---|
| **Modulation** | be EHT20 | **Test Freq. (MHz)** | 5580 |
| **Polarization** | Vertical-Average | | |

Test By :Akun Chung_ Temperature(℃):25 Humidity(%):62

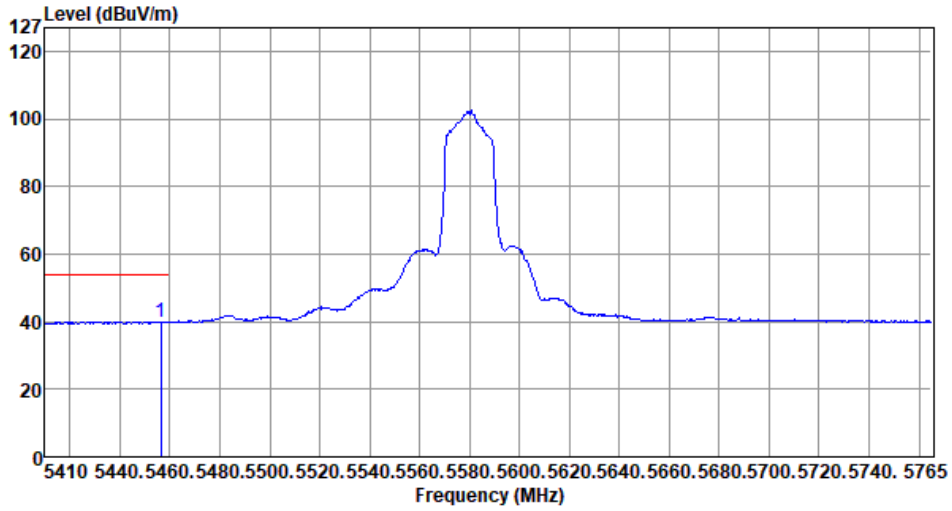


| | Freq. MHz | Emission level dBuV/m | Limit dBuV/m | Margin dB | SA reading dBuV | Factor dB/m | Remark | ANT High cm | Turn Table deg |
|---|---|---|---|---|---|---|---|---|---|
| 1 | 5456.51 | 40.00 | 54.00 | -14.00 | 39.33 | 0.67 | Average | 281 | 28 |

Note 1: Emission Level (dBuV/m) = SA Reading (dBuV) + Factor* (dB/m)
*Factor includes antenna factor , cable loss and amplifier gain
Note 2: Margin (dB) = Emission level (dBuV/m) – Limit (dBuV/m).

| **Modulation** | be EHT20 | **Test Freq. (MHz)** | 5680 |
|---|---|---|---|
| **Polarization** | Horizontal-Peak | | |

Test By :Brad Wu- Temperature(℃):23 Humidity(%):64

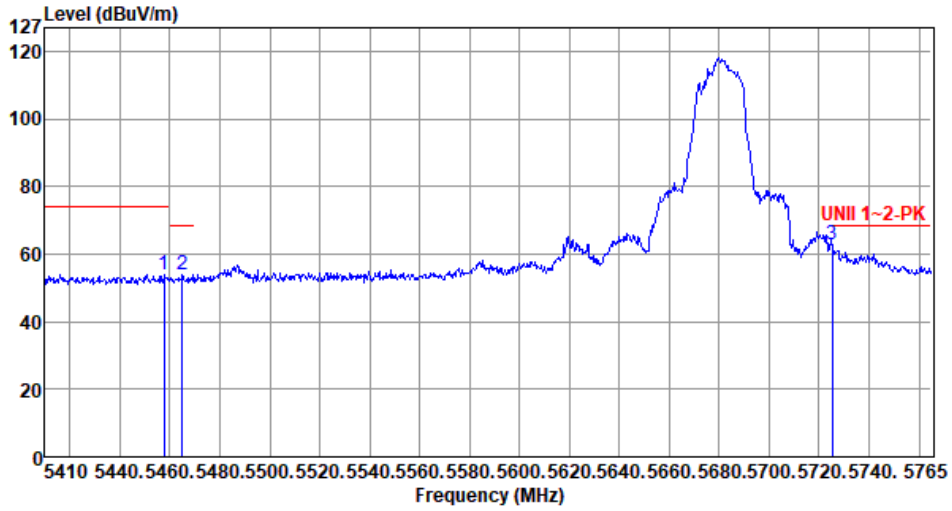


| | Freq. MHz | Emission level dBuV/m | Limit dBuV/m | Margin dB | SA reading dBuV | Factor dB/m | Remark | ANT High cm | Turn Table deg |
|---|---|---|---|---|---|---|---|---|---|
| 1 | 5457.57 | 54.03 | 74.00 | -19.97 | 53.34 | 0.69 | Peak | 208 | 291 |
| 2 | 5465.03 | 54.04 | 68.20 | -14.16 | 53.34 | 0.70 | Peak | 208 | 291 |
| 3 | 5725.24 | 62.58 | 68.20 | -5.62 | 61.47 | 1.11 | Peak | 208 | 291 |

Note 1: Emission Level (dBuV/m) = SA Reading (dBuV) + Factor* (dB/m)
*Factor includes antenna factor , cable loss and amplifier gain
Note 2: Margin (dB) = Emission level (dBuV/m) – Limit (dBuV/m).

| **Modulation** | be EHT20 | **Test Freq. (MHz)** | 5680 |
|---|---|---|---|
| **Polarization** | Horizontal-Average | | |

Test By :Brad Wu- Temperature(℃):23 Humidity(%):64

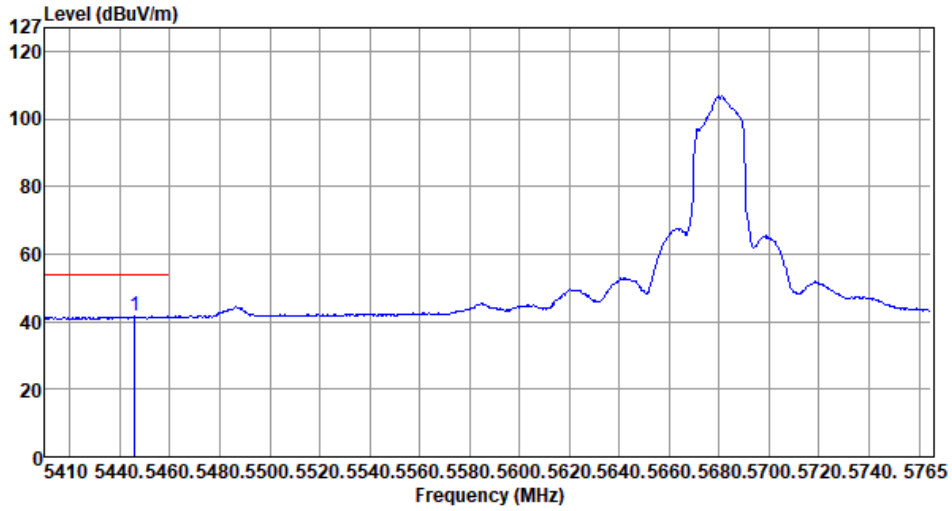


| | Freq. MHz | Emission level dBuV/m | Limit dBuV/m | Margin dB | SA reading dBuV | Factor dB/m | Remark | ANT High cm | Turn Table deg |
|---|---|---|---|---|---|---|---|---|---|
| 1 | 5445.86 | 41.61 | 54.00 | -12.39 | 40.97 | 0.64 | Average | 208 | 291 |

Note 1: Emission Level (dBuV/m) = SA Reading (dBuV) + Factor* (dB/m)
*Factor includes antenna factor , cable loss and amplifier gain
Note 2: Margin (dB) = Emission level (dBuV/m) – Limit (dBuV/m).

| **Modulation** | be EHT20 | **Test Freq. (MHz)** | 5680 |
|---|---|---|---|
| **Polarization** | Vertical-Peak | | |

Test By :Brad Wu- Temperature(℃):23 Humidity(%):64

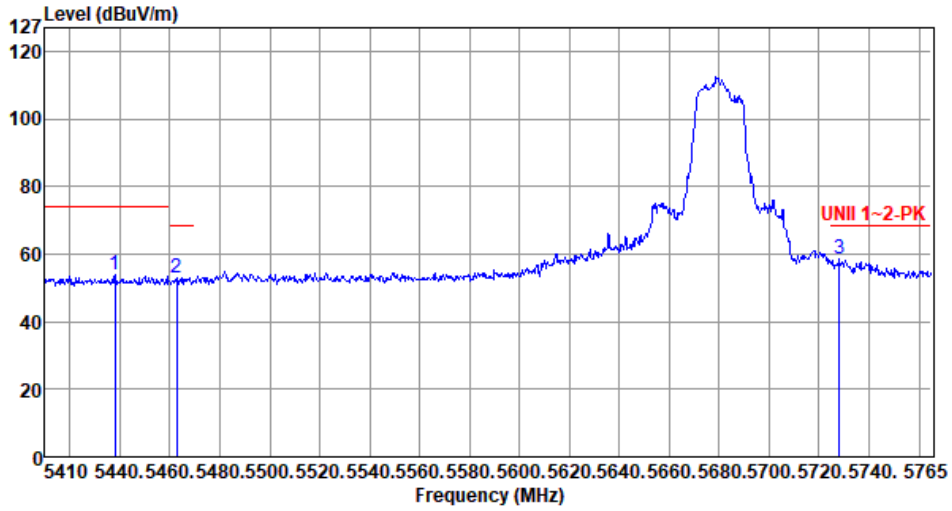


| | Freq. MHz | Emission level dBuV/m | Limit dBuV/m | Margin dB | SA reading dBuV | Factor dB/m | Remark | ANT High cm | Turn Table deg |
|---|---|---|---|---|---|---|---|---|---|
| 1 | 5438.05 | 53.71 | 74.00 | -20.29 | 53.11 | 0.60 | Peak | 217 | 8 |
| 2 | 5462.90 | 52.89 | 68.20 | -15.31 | 52.19 | 0.70 | Peak | 217 | 8 |
| 3 | 5728.08 | 58.42 | 68.20 | -9.78 | 57.30 | 1.12 | Peak | 217 | 8 |

Note 1: Emission Level (dBuV/m) = SA Reading (dBuV) + Factor* (dB/m)
*Factor includes antenna factor , cable loss and amplifier gain
Note 2: Margin (dB) = Emission level (dBuV/m) – Limit (dBuV/m).

| **Modulation** | be EHT20 | **Test Freq. (MHz)** | 5680 |
|---|---|---|---|
| **Polarization** | Vertical-Average | | |

Test By :Brad Wu- Temperature(℃):23 Humidity(%):64

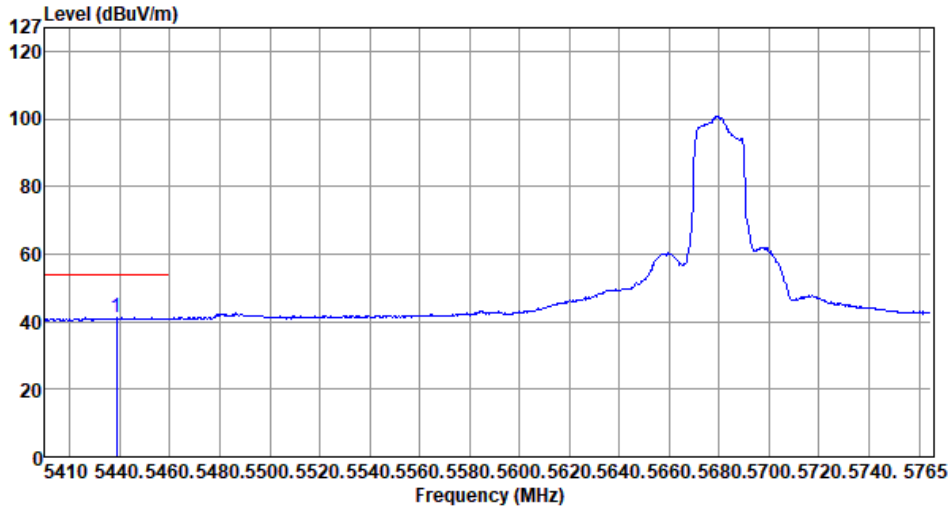


| | Freq. MHz | Emission level dBuV/m | Limit dBuV/m | Margin dB | SA reading dBuV | Factor dB/m | Remark | ANT High cm | Turn Table deg |
|---|---|---|---|---|---|---|---|---|---|
| 1 | 5438.76 | 41.11 | 54.00 | -12.89 | 40.50 | 0.61 | Average | 217 | 8 |

Note 1: Emission Level (dBuV/m) = SA Reading (dBuV) + Factor* (dB/m)
*Factor includes antenna factor , cable loss and amplifier gain
Note 2: Margin (dB) = Emission level (dBuV/m) – Limit (dBuV/m).

| **Modulation** | be EHT20 | **Test Freq. (MHz)** | 5700 |
|---|---|---|---|
| **Polarization** | Horizontal-Peak | | |

Test By :Akun Chung_ Temperature(℃):25 Humidity(%):62

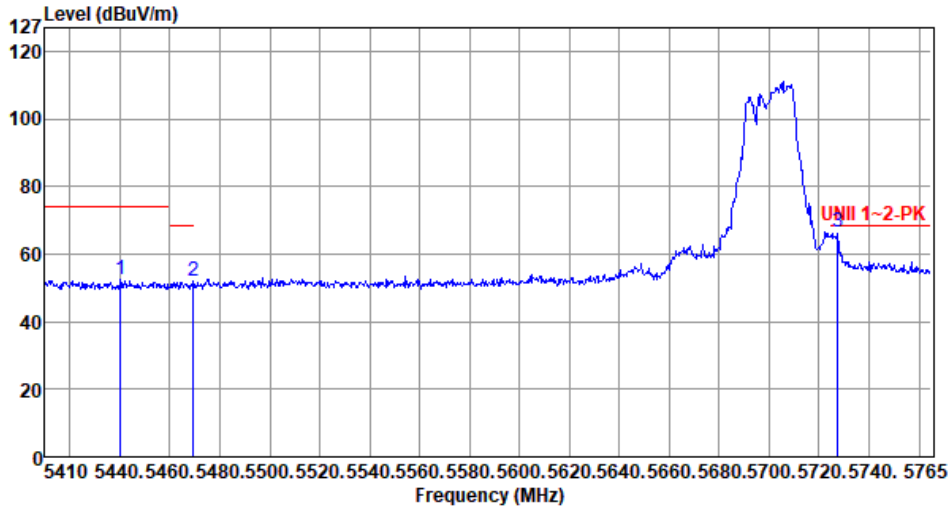


| | Freq. MHz | Emission level dBuV/m | Limit dBuV/m | Margin dB | SA reading dBuV | Factor dB/m | Remark | ANT High cm | Turn Table deg |
|---|---|---|---|---|---|---|---|---|---|
| 1 | 5440.18 | 52.62 | 74.00 | -21.38 | 52.00 | 0.62 | Peak | 216 | 338 |
| 2 | 5469.29 | 52.11 | 68.20 | -16.09 | 51.39 | 0.72 | Peak | 216 | 338 |
| 3 | 5727.37 | 66.38 | 68.20 | -1.82 | 65.27 | 1.11 | Peak | 216 | 338 |

Note 1: Emission Level (dBuV/m) = SA Reading (dBuV) + Factor* (dB/m)
*Factor includes antenna factor , cable loss and amplifier gain
Note 2: Margin (dB) = Emission level (dBuV/m) – Limit (dBuV/m).

| | | | |
|---|---|---|---|
| **Modulation** | be EHT20 | **Test Freq. (MHz)** | 5700 |
| **Polarization** | Horizontal-Average | | |

Test By :Akun Chung_ Temperature(℃):25 Humidity(%):62

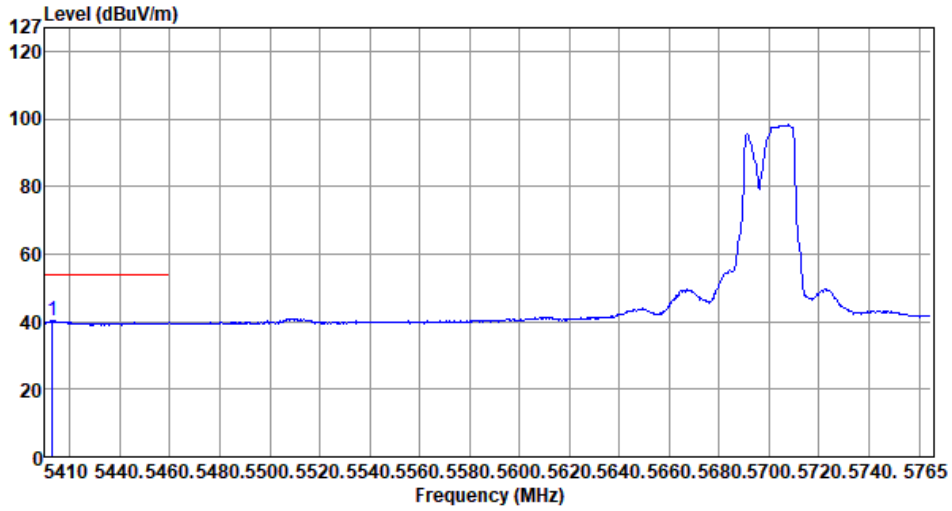


| | Freq. MHz | Emission level dBuV/m | Limit dBuV/m | Margin dB | SA reading dBuV | Factor dB/m | Remark | ANT High cm | Turn Table deg |
|---|---|---|---|---|---|---|---|---|---|
| 1 | 5412.84 | 40.22 | 54.00 | -13.78 | 39.74 | 0.48 | Average | 216 | 338 |

Note 1: Emission Level (dBuV/m) = SA Reading (dBuV) + Factor* (dB/m)
*Factor includes antenna factor , cable loss and amplifier gain
Note 2: Margin (dB) = Emission level (dBuV/m) – Limit (dBuV/m).

| Modulation | be EHT20 | Test Freq. (MHz) | 5700 |
|---|---|---|---|
| Polarization | Vertical-Peak | | |

Test By :Akun Chung_ Temperature(℃):25 Humidity(%):62

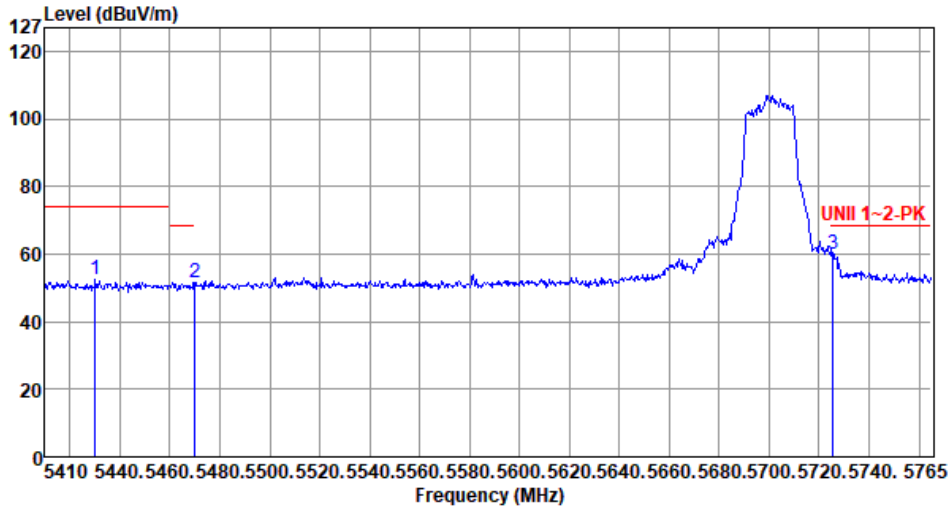


| | Freq. MHz | Emission level dBuV/m | Limit dBuV/m | Margin dB | SA reading dBuV | Factor dB/m | Remark | ANT High cm | Turn Table deg |
|---|---|---|---|---|---|---|---|---|---|
| 1 | 5430.24 | 52.33 | 74.00 | -21.67 | 51.77 | 0.56 | Peak | 241 | 354 |
| 2 | 5470.00 | 51.70 | 68.20 | -16.50 | 50.98 | 0.72 | Peak | 241 | 354 |
| 3 | 5725.60 | 59.99 | 68.20 | -8.21 | 58.88 | 1.11 | Peak | 241 | 354 |

Note 1: Emission Level (dBuV/m) = SA Reading (dBuV) + Factor* (dB/m)
*Factor includes antenna factor , cable loss and amplifier gain
Note 2: Margin (dB) = Emission level (dBuV/m) – Limit (dBuV/m).

| **Modulation** | be EHT20 | **Test Freq. (MHz)** | 5700 |
|---|---|---|---|
| **Polarization** | Vertical-Average | | |

Test By :Akun Chung_ Temperature(℃):25 Humidity(%):62

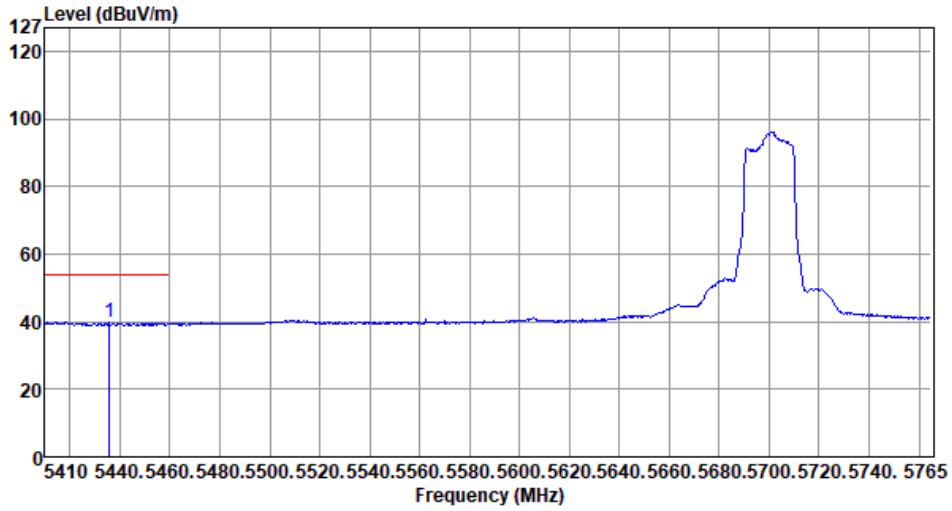


| | Freq. MHz | Emission level dBuV/m | Limit dBuV/m | Margin dB | SA reading dBuV | Factor dB/m | Remark | ANT High cm | Turn Table deg |
|---|---|---|---|---|---|---|---|---|---|
| 1 | 5435.92 | 39.85 | 54.00 | -14.15 | 39.26 | 0.59 | Average | 241 | 354 |

Note 1: Emission Level (dBuV/m) = SA Reading (dBuV) + Factor* (dB/m)
*Factor includes antenna factor , cable loss and amplifier gain
Note 2: Margin (dB) = Emission level (dBuV/m) – Limit (dBuV/m).

| Modulation | be EHT20 | Test Freq. (MHz) | 5720 |
|---|---|---|---|
| Polarization | Horizontal-Peak | | |

Test By :Akun Chung_ Temperature(℃):25 Humidity(%):62

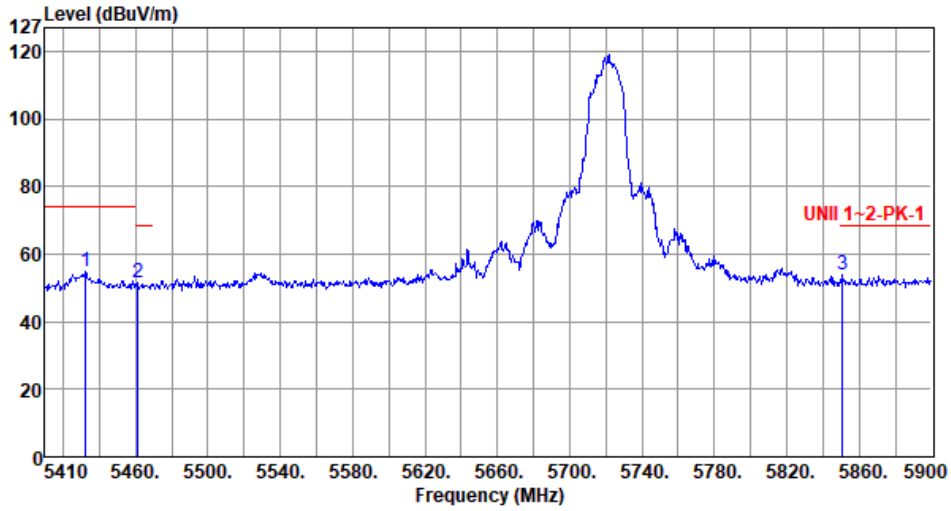


| | Freq. MHz | Emission level dBuV/m | Limit dBuV/m | Margin dB | SA reading dBuV | Factor dB/m | Remark | ANT High cm | Turn Table deg |
|---|---|---|---|---|---|---|---|---|---|
| 1 | 5432.54 | 54.72 | 74.00 | -19.28 | 54.14 | 0.58 | Peak | 222 | 308 |
| 2 | 5461.45 | 51.75 | 68.20 | -16.45 | 51.06 | 0.69 | Peak | 222 | 308 |
| 3 | 5851.00 | 54.09 | 68.20 | -14.11 | 52.67 | 1.42 | Peak | 222 | 308 |

Note 1: Emission Level (dBuV/m) = SA Reading (dBuV) + Factor* (dB/m)
*Factor includes antenna factor , cable loss and amplifier gain
Note 2: Margin (dB) = Emission level (dBuV/m) – Limit (dBuV/m).

| **Modulation** | be EHT20 | **Test Freq. (MHz)** | 5720 |
|---|---|---|---|
| **Polarization** | Horizontal-Average | | |

Test By :Akun Chung_ Temperature(℃):25 Humidity(%):62

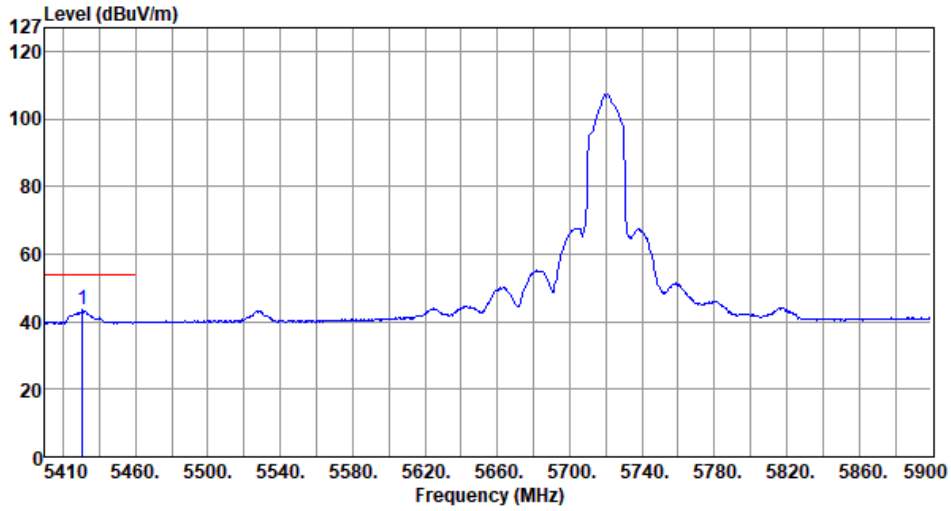


| | Freq. MHz | Emission level dBuV/m | Limit dBuV/m | Margin dB | SA reading dBuV | Factor dB/m | Remark | ANT High cm | Turn Table deg |
|---|---|---|---|---|---|---|---|---|---|
| 1 | 5430.58 | 43.39 | 54.00 | -10.61 | 42.82 | 0.57 | Average | 222 | 308 |

Note 1: Emission Level (dBuV/m) = SA Reading (dBuV) + Factor* (dB/m)
*Factor includes antenna factor , cable loss and amplifier gain
Note 2: Margin (dB) = Emission level (dBuV/m) – Limit (dBuV/m).

| **Modulation** | be EHT20 | **Test Freq. (MHz)** | 5720 |
|---|---|---|---|
| **Polarization** | Vertical-Peak | | |

Test By :Akun Chung_ Temperature(℃):25 Humidity(%):62

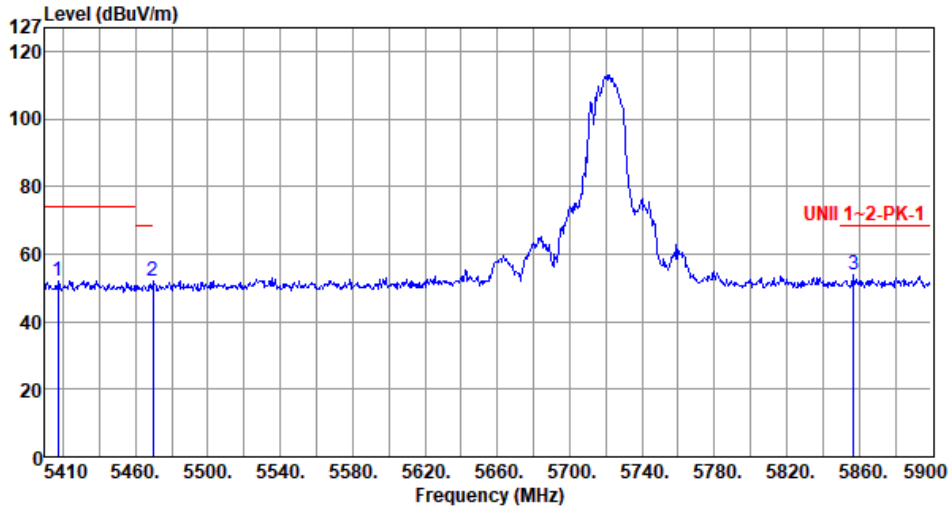


| | Freq. MHz | Emission level dBuV/m | Limit dBuV/m | Margin dB | SA reading dBuV | Factor dB/m | Remark | ANT High cm | Turn Table deg |
|---|---|---|---|---|---|---|---|---|---|
| 1 | 5417.35 | 52.13 | 74.00 | -21.87 | 51.62 | 0.51 | Peak | 248 | 314 |
| 2 | 5469.78 | 52.13 | 68.20 | -16.07 | 51.41 | 0.72 | Peak | 248 | 314 |
| 3 | 5856.88 | 53.97 | 68.20 | -14.23 | 52.52 | 1.45 | Peak | 248 | 314 |

Note 1: Emission Level (dBuV/m) = SA Reading (dBuV) + Factor* (dB/m)
*Factor includes antenna factor , cable loss and amplifier gain
Note 2: Margin (dB) = Emission level (dBuV/m) – Limit (dBuV/m).

| **Modulation** | be EHT20 | **Test Freq. (MHz)** | 5720 |
|---|---|---|---|
| **Polarization** | Vertical-Average | | |

Test By :Akun Chung_ Temperature(℃):25 Humidity(%):62

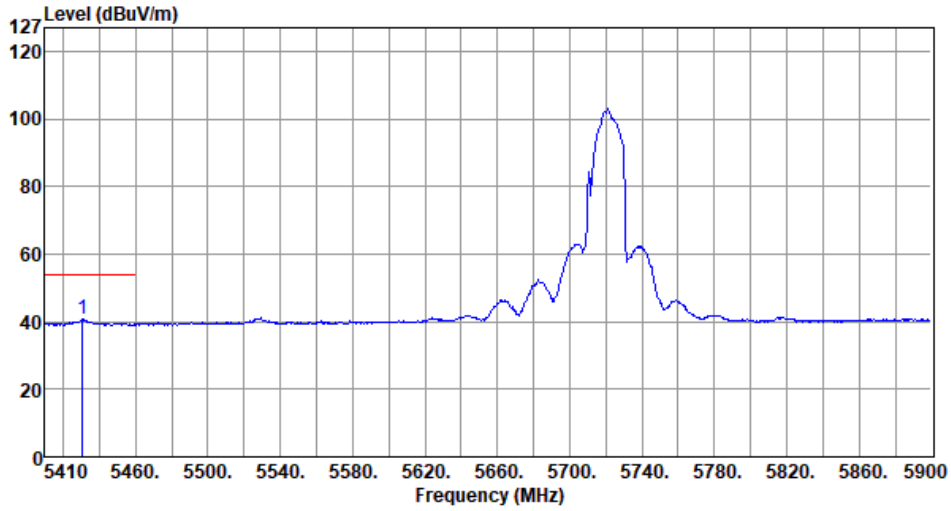


| | Freq. MHz | Emission level dBuV/m | Limit dBuV/m | Margin dB | SA reading dBuV | Factor dB/m | Remark | ANT High cm | Turn Table deg |
|---|---|---|---|---|---|---|---|---|---|
| 1 | 5430.58 | 40.56 | 54.00 | -13.44 | 39.99 | 0.57 | Average | 248 | 314 |

Note 1: Emission Level (dBuV/m) = SA Reading (dBuV) + Factor* (dB/m)
*Factor includes antenna factor , cable loss and amplifier gain
Note 2: Margin (dB) = Emission level (dBuV/m) – Limit (dBuV/m).

| **Modulation** | be EHT40 | **Test Freq. (MHz)** | 5270 |
|---|---|---|---|
| **Polarization** | Horizontal-Peak | | |

Test By :Akun Chung_ Temperature(℃):25 Humidity(%):62

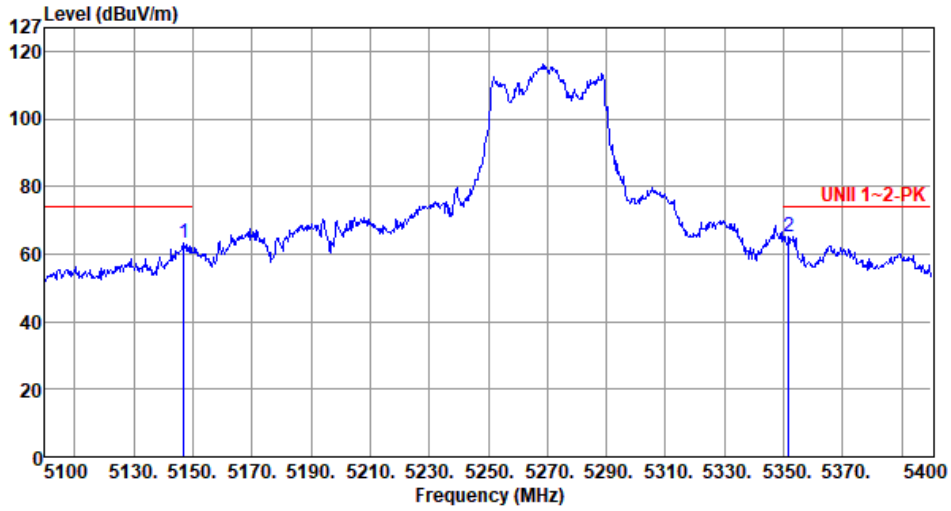


| | Freq. MHz | Emission level dBuV/m | Limit dBuV/m | Margin dB | SA reading dBuV | Factor dB/m | Remark | ANT High cm | Turn Table deg |
|---|---|---|---|---|---|---|---|---|---|
| 1 | 5147.10 | 63.18 | 74.00 | -10.82 | 62.09 | 1.09 | Peak | 284 | 305 |
| 2 | 5351.70 | 65.35 | 74.00 | -8.65 | 65.03 | 0.32 | Peak | 240 | 298 |

Note 1: Emission Level (dBuV/m) = SA Reading (dBuV) + Factor* (dB/m)
*Factor includes antenna factor , cable loss and amplifier gain
Note 2: Margin (dB) = Emission level (dBuV/m) – Limit (dBuV/m).

| **Modulation** | be EHT40 | **Test Freq. (MHz)** | 5270 |
|---|---|---|---|
| **Polarization** | Horizontal-Average | | |

Test By :Akun Chung_ Temperature(℃):25 Humidity(%):62

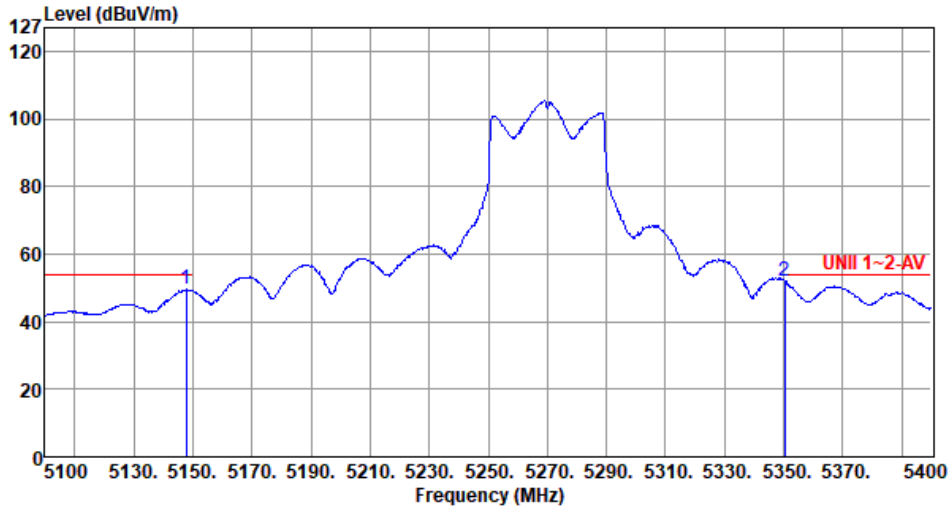


| | Freq. MHz | Emission level dBuV/m | Limit dBuV/m | Margin dB | SA reading dBuV | Factor dB/m | Remark | ANT High cm | Turn Table deg |
|---|---|---|---|---|---|---|---|---|---|
| 1 | 5147.70 | 49.49 | 54.00 | -4.51 | 48.39 | 1.10 | Average | 284 | 305 |
| 2 | 5350.20 | 52.05 | 54.00 | -1.95 | 51.73 | 0.32 | Average | 240 | 298 |

Note 1: Emission Level (dBuV/m) = SA Reading (dBuV) + Factor* (dB/m)
*Factor includes antenna factor , cable loss and amplifier gain
Note 2: Margin (dB) = Emission level (dBuV/m) – Limit (dBuV/m).

| **Modulation** | be EHT40 | **Test Freq. (MHz)** | 5270 |
|---|---|---|---|
| **Polarization** | Vertical-Peak | | |

Test By :Akun Chung_ Temperature(℃):25 Humidity(%):62

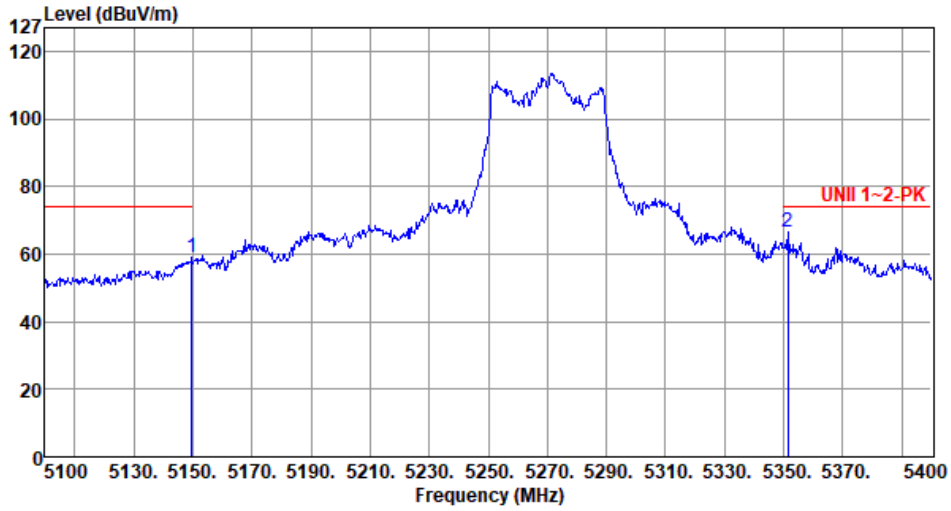


| | Freq. MHz | Emission level dBuV/m | Limit dBuV/m | Margin dB | SA reading dBuV | Factor dB/m | Remark | ANT High cm | Turn Table deg |
|---|---|---|---|---|---|---|---|---|---|
| 1 | 5149.80 | 59.17 | 74.00 | -14.83 | 58.07 | 1.10 | Peak | 308 | 2 |
| 2 | 5351.40 | 66.43 | 74.00 | -7.57 | 66.11 | 0.32 | Peak | 307 | 10 |

Note 1: Emission Level (dBuV/m) = SA Reading (dBuV) + Factor* (dB/m)
*Factor includes antenna factor , cable loss and amplifier gain
Note 2: Margin (dB) = Emission level (dBuV/m) – Limit (dBuV/m).

| **Modulation** | be EHT40 | **Test Freq. (MHz)** | 5270 |
|---|---|---|---|
| **Polarization** | Vertical-Average | | |

Test By :Akun Chung_ Temperature(℃):25 Humidity(%):62

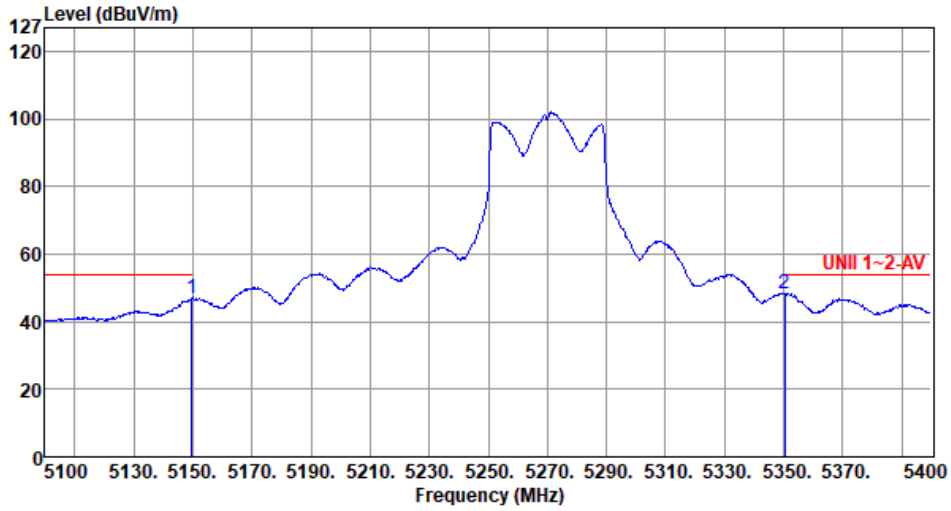


| | Freq. MHz | Emission level dBuV/m | Limit dBuV/m | Margin dB | SA reading dBuV | Factor dB/m | Remark | ANT High cm | Turn Table deg |
|---|---|---|---|---|---|---|---|---|---|
| 1 | 5149.80 | 46.90 | 54.00 | -7.10 | 45.80 | 1.10 | Average | 308 | 2 |
| 2 | 5350.20 | 48.37 | 54.00 | -5.63 | 48.05 | 0.32 | Average | 307 | 10 |

Note 1: Emission Level (dBuV/m) = SA Reading (dBuV) + Factor* (dB/m)
*Factor includes antenna factor , cable loss and amplifier gain
Note 2: Margin (dB) = Emission level (dBuV/m) – Limit (dBuV/m).

| **Modulation** | be EHT40 | **Test Freq. (MHz)** | 5310 |
|---|---|---|---|
| **Polarization** | Horizontal-Peak | | |

Test By :Akun Chung_ Temperature(℃):25 Humidity(%):62

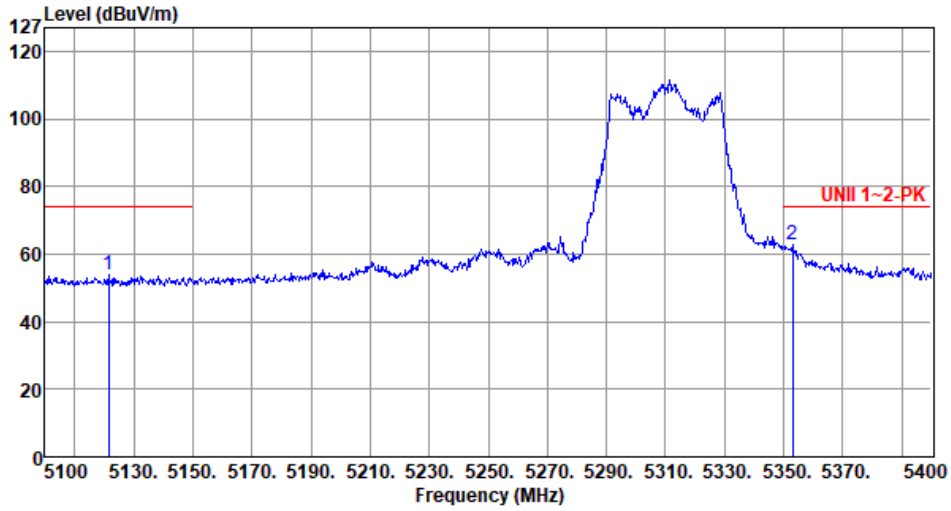


| | Freq. MHz | Emission level dBuV/m | Limit dBuV/m | Margin dB | SA reading dBuV | Factor dB/m | Remark | ANT High cm | Turn Table deg |
|---|---|---|---|---|---|---|---|---|---|
| 1 | 5121.60 | 53.75 | 74.00 | -20.25 | 52.72 | 1.03 | Peak | 320 | 302 |
| 2 | 5352.90 | 62.92 | 74.00 | -11.08 | 62.59 | 0.33 | Peak | 320 | 302 |

Note 1: Emission Level (dBuV/m) = SA Reading (dBuV) + Factor* (dB/m)
*Factor includes antenna factor , cable loss and amplifier gain
Note 2: Margin (dB) = Emission level (dBuV/m) – Limit (dBuV/m).

| **Modulation** | be EHT40 | **Test Freq. (MHz)** | 5310 |
|---|---|---|---|
| **Polarization** | Horizontal-Average | | |

Test By :Akun Chung_ Temperature(℃):25 Humidity(%):62

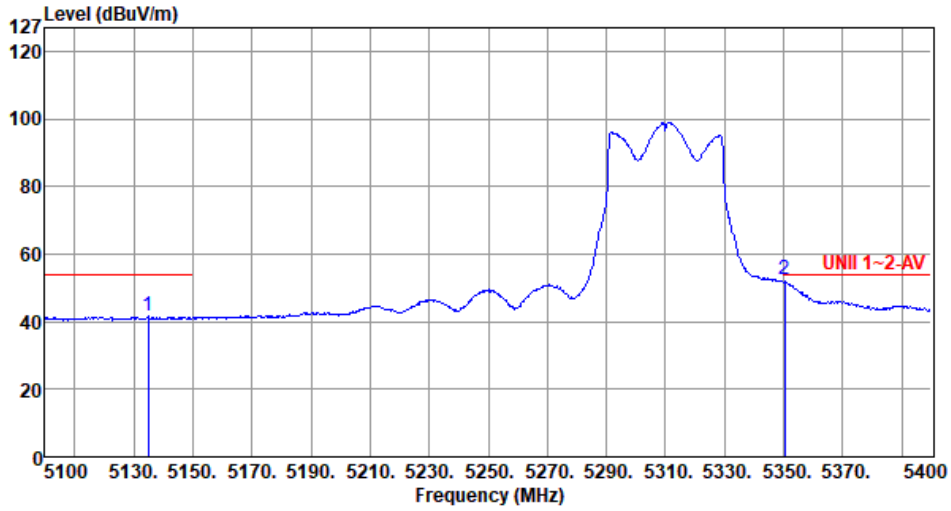


| | Freq. MHz | Emission level dBuV/m | Limit dBuV/m | Margin dB | SA reading dBuV | Factor dB/m | Remark | ANT High cm | Turn Table deg |
|---|---|---|---|---|---|---|---|---|---|
| 1 | 5134.80 | 41.52 | 54.00 | -12.48 | 40.46 | 1.06 | Average | 320 | 302 |
| 2 | 5350.20 | 52.45 | 54.00 | -1.55 | 52.13 | 0.32 | Average | 320 | 302 |

Note 1: Emission Level (dBuV/m) = SA Reading (dBuV) + Factor* (dB/m)
*Factor includes antenna factor , cable loss and amplifier gain
Note 2: Margin (dB) = Emission level (dBuV/m) – Limit (dBuV/m).

| | | | |
|---|---|---|---|
| **Modulation** | be EHT40 | **Test Freq. (MHz)** | 5310 |
| **Polarization** | Vertical-Peak | | |

Test By :Akun Chung_ Temperature(℃):25 Humidity(%):62

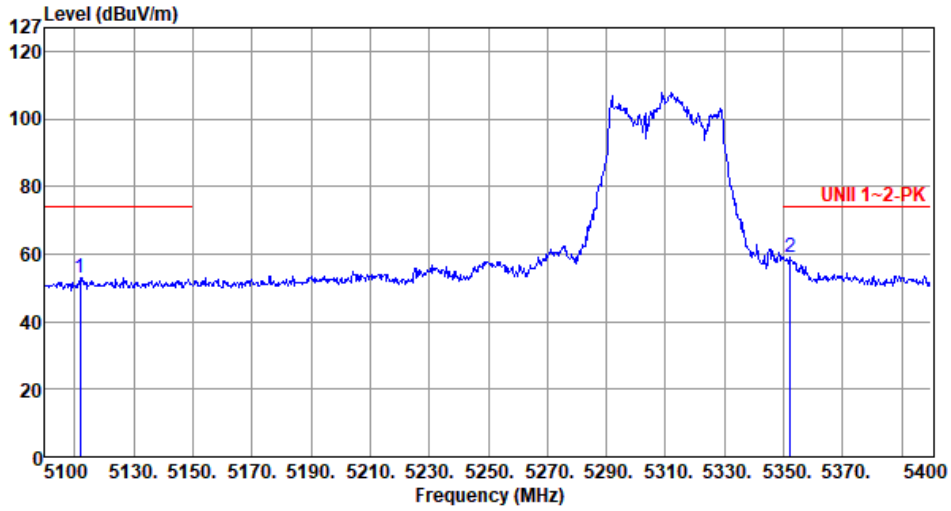


| | Freq. MHz | Emission level dBuV/m | Limit dBuV/m | Margin dB | SA reading dBuV | Factor dB/m | Remark | ANT High cm | Turn Table deg |
|---|---|---|---|---|---|---|---|---|---|
| 1 | 5112.00 | 52.81 | 74.00 | -21.19 | 51.81 | 1.00 | Peak | 317 | 2 |
| 2 | 5352.30 | 59.23 | 74.00 | -14.77 | 58.91 | 0.32 | Peak | 317 | 2 |

Note 1: Emission Level (dBuV/m) = SA Reading (dBuV) + Factor* (dB/m)
*Factor includes antenna factor , cable loss and amplifier gain
Note 2: Margin (dB) = Emission level (dBuV/m) – Limit (dBuV/m).

| **Modulation** | be EHT40 | **Test Freq. (MHz)** | 5310 |
|---|---|---|---|
| **Polarization** | Vertical-Average | | |

Test By :Akun Chung_ Temperature(℃):25 Humidity(%):62

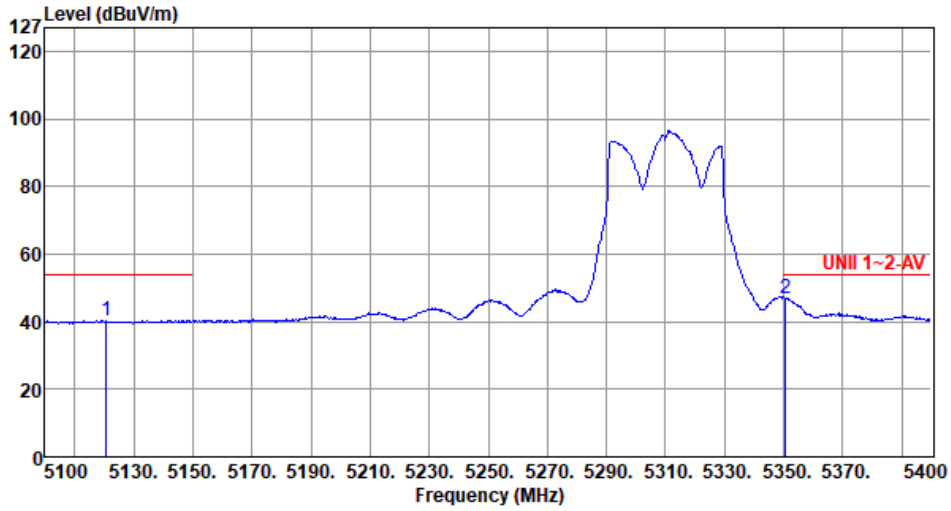


| | Freq. MHz | Emission level dBuV/m | Limit dBuV/m | Margin dB | SA reading dBuV | Factor dB/m | Remark | ANT High cm | Turn Table deg |
|---|---|---|---|---|---|---|---|---|---|
| 1 | 5120.70 | 40.31 | 54.00 | -13.69 | 39.28 | 1.03 | Average | 317 | 2 |
| 2 | 5350.50 | 47.09 | 54.00 | -6.91 | 46.77 | 0.32 | Average | 317 | 2 |

Note 1: Emission Level (dBuV/m) = SA Reading (dBuV) + Factor* (dB/m)
*Factor includes antenna factor , cable loss and amplifier gain
Note 2: Margin (dB) = Emission level (dBuV/m) – Limit (dBuV/m).

| Modulation | be EHT40 | Test Freq. (MHz) | 5510 |
|---|---|---|---|
| Polarization | Horizontal-Peak | | |

Test By :Akun Chung_ Temperature(℃):25 Humidity(%):62

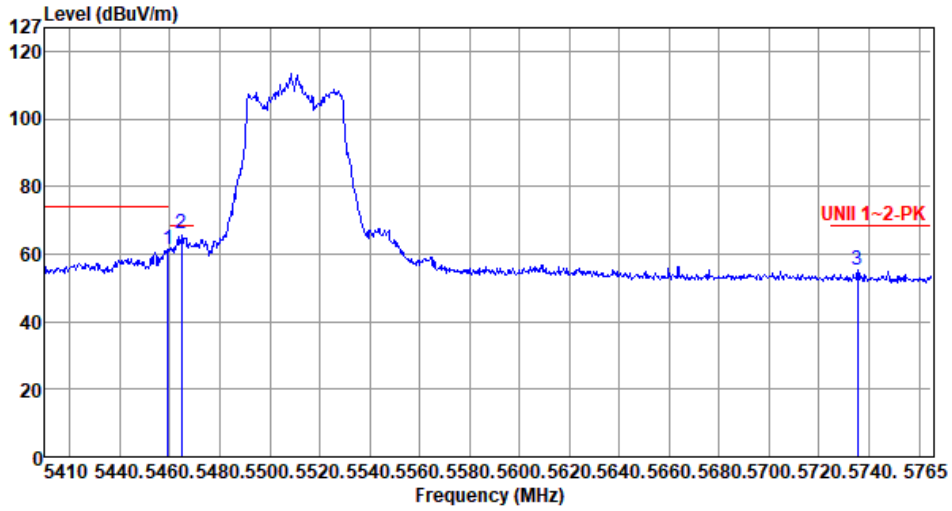


| | Freq. MHz | Emission level dBuV/m | Limit dBuV/m | Margin dB | SA reading dBuV | Factor dB/m | Remark | ANT High cm | Turn Table deg |
|---|---|---|---|---|---|---|---|---|---|
| 1 | 5459.35 | 61.39 | 74.00 | -12.61 | 60.70 | 0.69 | Peak | 179 | 302 |
| 2 | 5464.67 | 66.22 | 68.20 | -1.98 | 65.52 | 0.70 | Peak | 229 | 297 |
| 3 | 5735.54 | 55.36 | 68.20 | -12.84 | 54.23 | 1.13 | Peak | 229 | 297 |

Note 1: Emission Level (dBuV/m) = SA Reading (dBuV) + Factor* (dB/m)
*Factor includes antenna factor , cable loss and amplifier gain
Note 2: Margin (dB) = Emission level (dBuV/m) – Limit (dBuV/m).

| **Modulation** | be EHT40 | **Test Freq. (MHz)** | 5510 |
|---|---|---|---|
| **Polarization** | Horizontal-Average | | |

Test By :Akun Chung_ Temperature(℃):25 Humidity(%):62

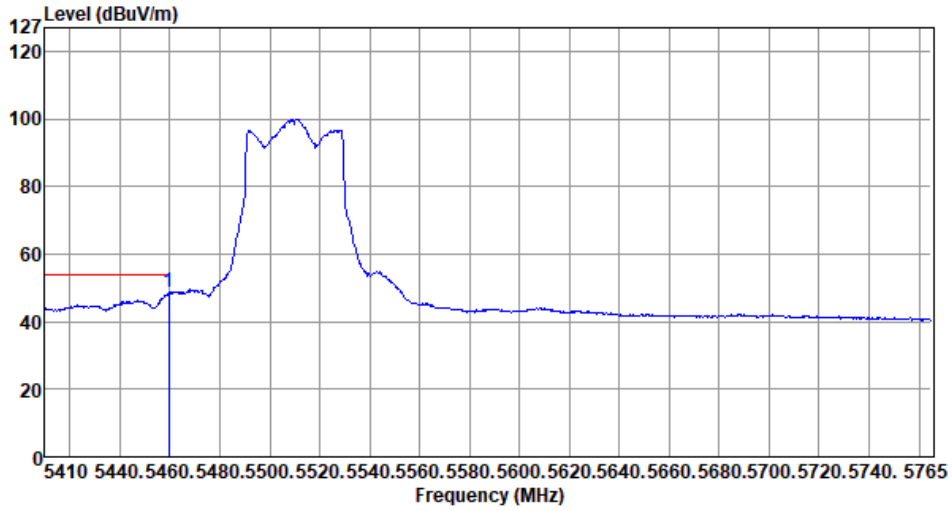


| | Freq. MHz | Emission level dBuV/m | Limit dBuV/m | Margin dB | SA reading dBuV | Factor dB/m | Remark | ANT High cm | Turn Table deg |
|---|---|---|---|---|---|---|---|---|---|
| 1 | 5459.70 | 48.55 | 54.00 | -5.45 | 47.86 | 0.69 | Average | 179 | 302 |

Note 1: Emission Level (dBuV/m) = SA Reading (dBuV) + Factor* (dB/m)
*Factor includes antenna factor , cable loss and amplifier gain
Note 2: Margin (dB) = Emission level (dBuV/m) – Limit (dBuV/m).

| Modulation | be EHT40 | Test Freq. (MHz) | 5510 |
|---|---|---|---|
| Polarization | Vertical-Peak | | |

Test By :Akun Chung_ Temperature(℃):25 Humidity(%):62

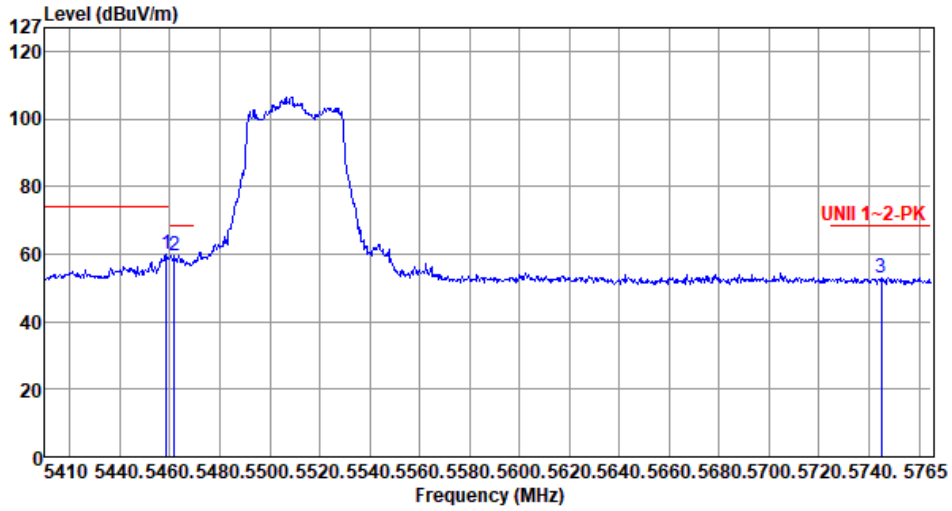


| | Freq. MHz | Emission level dBuV/m | Limit dBuV/m | Margin dB | SA reading dBuV | Factor dB/m | Remark | ANT High cm | Turn Table deg |
|---|---|---|---|---|---|---|---|---|---|
| 1 | 5458.64 | 60.14 | 74.00 | -13.86 | 59.45 | 0.69 | Peak | 176 | 78 |
| 2 | 5461.83 | 59.65 | 68.20 | -8.55 | 58.96 | 0.69 | Peak | 226 | 348 |
| 3 | 5744.77 | 53.16 | 68.20 | -15.04 | 52.00 | 1.16 | Peak | 226 | 348 |

Note 1: Emission Level (dBuV/m) = SA Reading (dBuV) + Factor* (dB/m)
*Factor includes antenna factor , cable loss and amplifier gain
Note 2: Margin (dB) = Emission level (dBuV/m) – Limit (dBuV/m).

| **Modulation** | be EHT40 | **Test Freq. (MHz)** | 5510 |
|---|---|---|---|
| **Polarization** | Vertical-Average | | |

Test By :Akun Chung_ Temperature(℃):25 Humidity(%):62

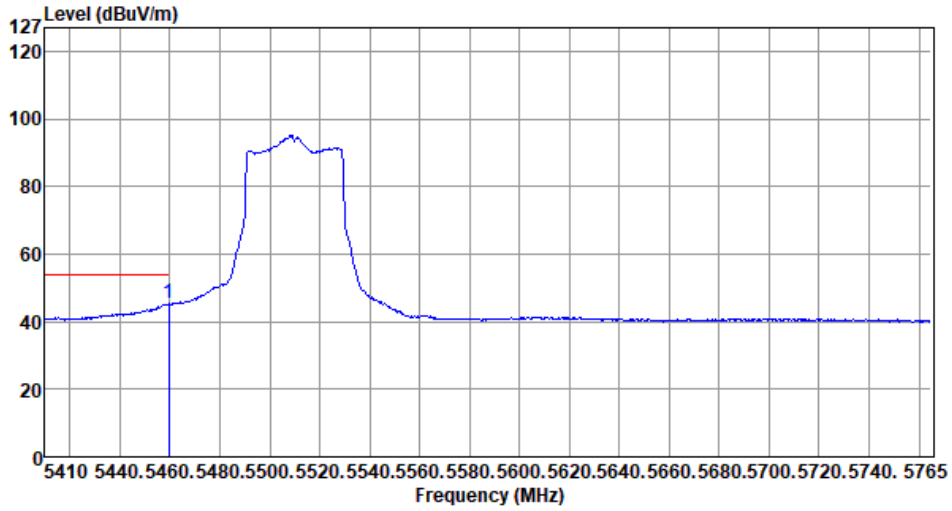


| | Freq. MHz | Emission level dBuV/m | Limit dBuV/m | Margin dB | SA reading dBuV | Factor dB/m | Remark | ANT High cm | Turn Table deg |
|---|---|---|---|---|---|---|---|---|---|
| 1 | 5459.70 | 45.28 | 54.00 | -8.72 | 44.59 | 0.69 | Average | 176 | 78 |

Note 1: Emission Level (dBuV/m) = SA Reading (dBuV) + Factor* (dB/m)
*Factor includes antenna factor , cable loss and amplifier gain
Note 2: Margin (dB) = Emission level (dBuV/m) – Limit (dBuV/m).

| Modulation | be EHT40 | Test Freq. (MHz) | 5550 |
|---|---|---|---|
| Polarization | Horizontal-Peak | | |

Test By :Akun Chung_ Temperature(℃):24 Humidity(%):66

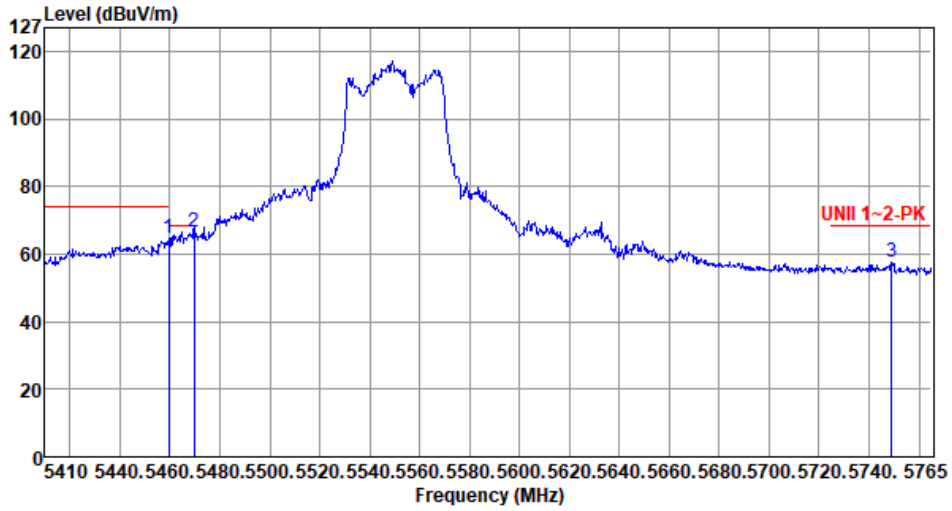


| | Freq. MHz | Emission level dBuV/m | Limit dBuV/m | Margin dB | SA reading dBuV | Factor dB/m | Remark | ANT High cm | Turn Table deg |
|---|---|---|---|---|---|---|---|---|---|
| 1 | 5459.70 | 64.56 | 74.00 | -9.44 | 63.87 | 0.69 | Peak | 204 | 298 |
| 2 | 5469.64 | 66.60 | 68.20 | -1.60 | 65.88 | 0.72 | Peak | 242 | 288 |
| 3 | 5749.03 | 57.45 | 68.20 | -10.75 | 56.28 | 1.17 | Peak | 204 | 298 |

Note 1: Emission Level (dBuV/m) = SA Reading (dBuV) + Factor* (dB/m)
*Factor includes antenna factor , cable loss and amplifier gain
Note 2: Margin (dB) = Emission level (dBuV/m) – Limit (dBuV/m).

| **Modulation** | be EHT40 | **Test Freq. (MHz)** | 5550 |
|---|---|---|---|
| **Polarization** | Horizontal-Average | | |

Test By :Akun Chung_ Temperature(℃):24 Humidity(%):66

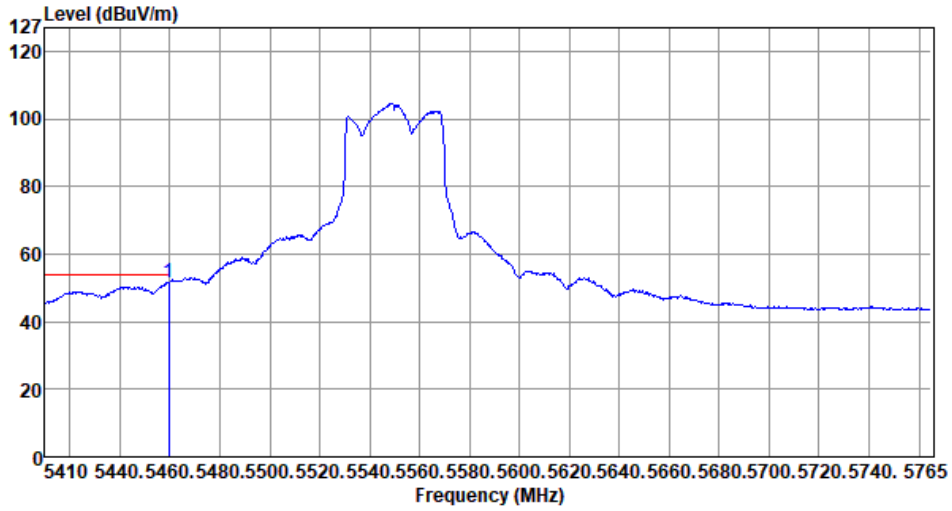


| | Freq. MHz | Emission level dBuV/m | Limit dBuV/m | Margin dB | SA reading dBuV | Factor dB/m | Remark | ANT High cm | Turn Table deg |
|---|---|---|---|---|---|---|---|---|---|
| 1 | 5459.70 | 51.76 | 54.00 | -2.24 | 51.07 | 0.69 | Average | 204 | 298 |

Note 1: Emission Level (dBuV/m) = SA Reading (dBuV) + Factor* (dB/m)
*Factor includes antenna factor , cable loss and amplifier gain
Note 2: Margin (dB) = Emission level (dBuV/m) – Limit (dBuV/m).

| Modulation | be EHT40 | Test Freq. (MHz) | 5550 |
|---|---|---|---|
| Polarization | Vertical-Peak | | |

Test By :Akun Chung_ Temperature(℃):24 Humidity(%):66

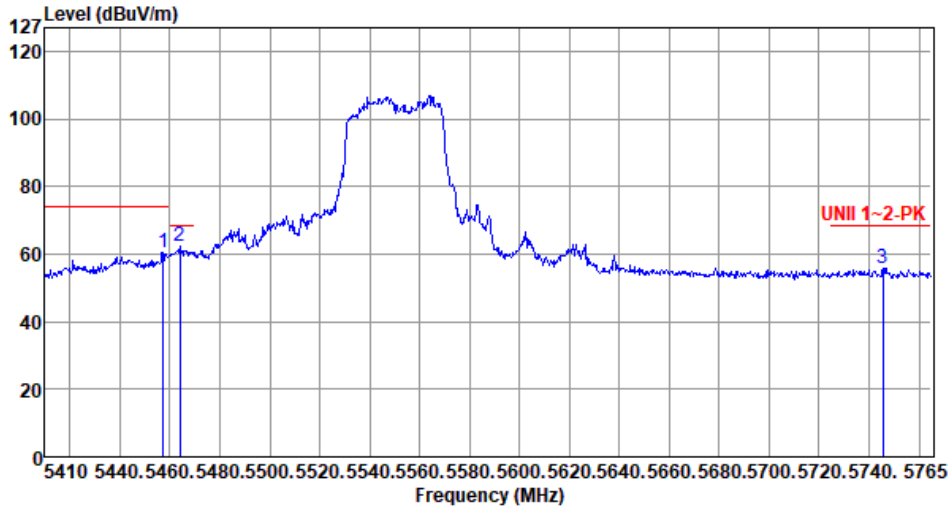


| | Freq. MHz | Emission level dBuV/m | Limit dBuV/m | Margin dB | SA reading dBuV | Factor dB/m | Remark | ANT High cm | Turn Table deg |
|---|---|---|---|---|---|---|---|---|---|
| 1 | 5457.22 | 60.65 | 74.00 | -13.35 | 59.97 | 0.68 | Peak | 297 | 334 |
| 2 | 5463.96 | 62.10 | 68.20 | -6.10 | 61.40 | 0.70 | Peak | 310 | 329 |
| 3 | 5745.48 | 55.97 | 68.20 | -12.23 | 54.81 | 1.16 | Peak | 297 | 334 |

Note 1: Emission Level (dBuV/m) = SA Reading (dBuV) + Factor* (dB/m)
*Factor includes antenna factor , cable loss and amplifier gain
Note 2: Margin (dB) = Emission level (dBuV/m) – Limit (dBuV/m).

| | | | |
|---|---|---|---|
| **Modulation** | be EHT40 | **Test Freq. (MHz)** | 5550 |
| **Polarization** | Vertical-Average | | |

Test By :Akun Chung_ Temperature(℃):24 Humidity(%):66

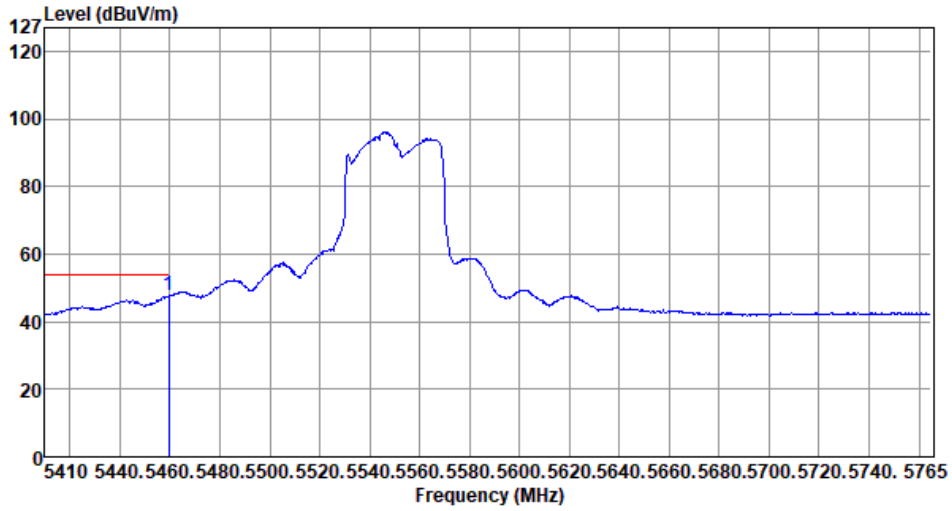


| | Freq. MHz | Emission level dBuV/m | Limit dBuV/m | Margin dB | SA reading dBuV | Factor dB/m | Remark | ANT High cm | Turn Table deg |
|---|---|---|---|---|---|---|---|---|---|
| 1 | 5459.70 | 47.68 | 54.00 | -6.32 | 46.99 | 0.69 | Average | 297 | 334 |

Note 1: Emission Level (dBuV/m) = SA Reading (dBuV) + Factor* (dB/m)
*Factor includes antenna factor , cable loss and amplifier gain
Note 2: Margin (dB) = Emission level (dBuV/m) – Limit (dBuV/m).

| **Modulation** | be EHT40 | **Test Freq. (MHz)** | 5590 |
|---|---|---|---|
| **Polarization** | Horizontal-Peak | | |

Test By :Akun Chung_ Temperature(℃):25 Humidity(%):62

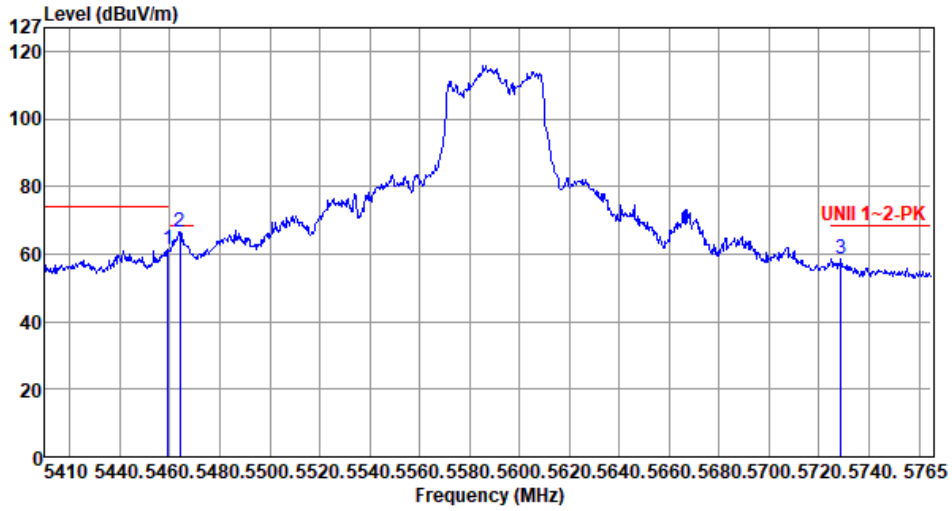


| | Freq. MHz | Emission level dBuV/m | Limit dBuV/m | Margin dB | SA reading dBuV | Factor dB/m | Remark | ANT High cm | Turn Table deg |
|---|---|---|---|---|---|---|---|---|---|
| 1 | 5459.35 | 61.61 | 74.00 | -12.39 | 60.92 | 0.69 | Peak | 177 | 304 |
| 2 | 5463.96 | 66.50 | 68.20 | -1.70 | 65.80 | 0.70 | Peak | 179 | 300 |
| 3 | 5728.79 | 58.44 | 68.20 | -9.76 | 57.32 | 1.12 | Peak | 179 | 300 |

Note 1: Emission Level (dBuV/m) = SA Reading (dBuV) + Factor* (dB/m)
*Factor includes antenna factor , cable loss and amplifier gain
Note 2: Margin (dB) = Emission level (dBuV/m) – Limit (dBuV/m).

| | | | |
|---|---|---|---|
| **Modulation** | be EHT40 | **Test Freq. (MHz)** | 5590 |
| **Polarization** | Horizontal-Average | | |

Test By :Akun Chung_ Temperature(℃):25 Humidity(%):62

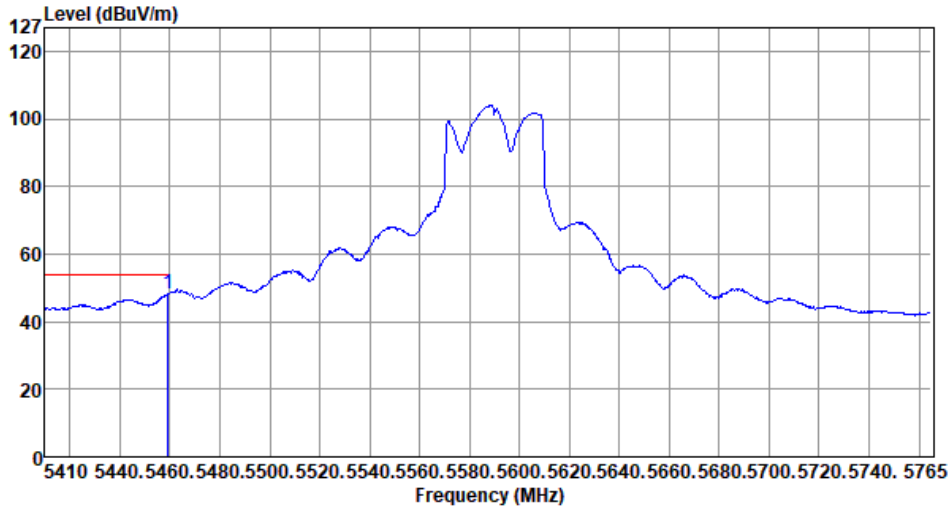


| | Freq. MHz | Emission level dBuV/m | Limit dBuV/m | Margin dB | SA reading dBuV | Factor dB/m | Remark | ANT High cm | Turn Table deg |
|---|---|---|---|---|---|---|---|---|---|
| 1 | 5459.35 | 48.42 | 54.00 | -5.58 | 47.73 | 0.69 | Average | 177 | 304 |

Note 1: Emission Level (dBuV/m) = SA Reading (dBuV) + Factor* (dB/m)
*Factor includes antenna factor , cable loss and amplifier gain
Note 2: Margin (dB) = Emission level (dBuV/m) – Limit (dBuV/m).

| **Modulation** | be EHT40 | **Test Freq. (MHz)** | 5590 |
|---|---|---|---|
| **Polarization** | Vertical-Peak | | |

Test By :Akun Chung_ Temperature(℃):25 Humidity(%):62

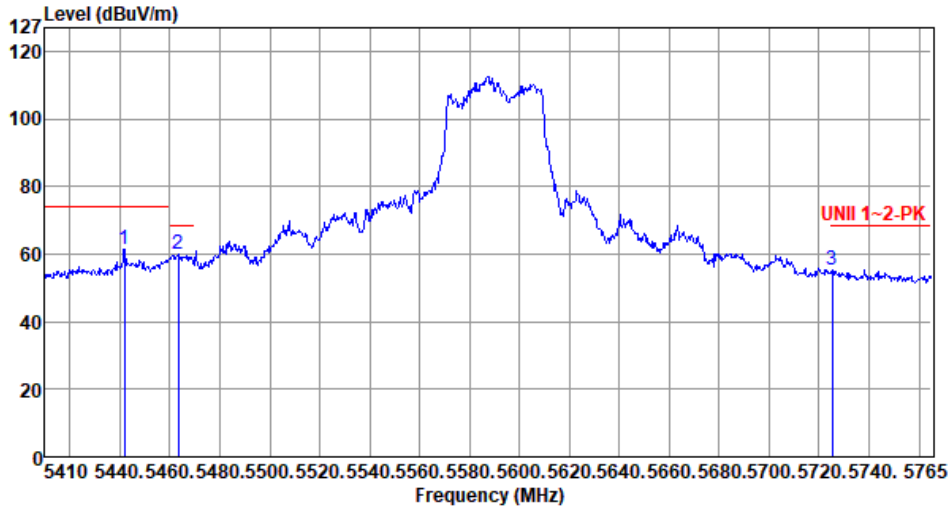


| | Freq. MHz | Emission level dBuV/m | Limit dBuV/m | Margin dB | SA reading dBuV | Factor dB/m | Remark | ANT High cm | Turn Table deg |
|---|---|---|---|---|---|---|---|---|---|
| 1 | 5441.95 | 61.40 | 74.00 | -12.60 | 60.77 | 0.63 | Peak | 305 | 29 |
| 2 | 5463.25 | 59.96 | 68.20 | -8.24 | 59.26 | 0.70 | Peak | 290 | 20 |
| 3 | 5725.24 | 55.34 | 68.20 | -12.86 | 54.23 | 1.11 | Peak | 290 | 20 |

Note 1: Emission Level (dBuV/m) = SA Reading (dBuV) + Factor* (dB/m)
*Factor includes antenna factor , cable loss and amplifier gain
Note 2: Margin (dB) = Emission level (dBuV/m) – Limit (dBuV/m).

| **Modulation** | be EHT40 | **Test Freq. (MHz)** | 5590 |
|---|---|---|---|
| **Polarization** | Vertical-Average | | |

Test By :Akun Chung_ Temperature(℃):25 Humidity(%):62

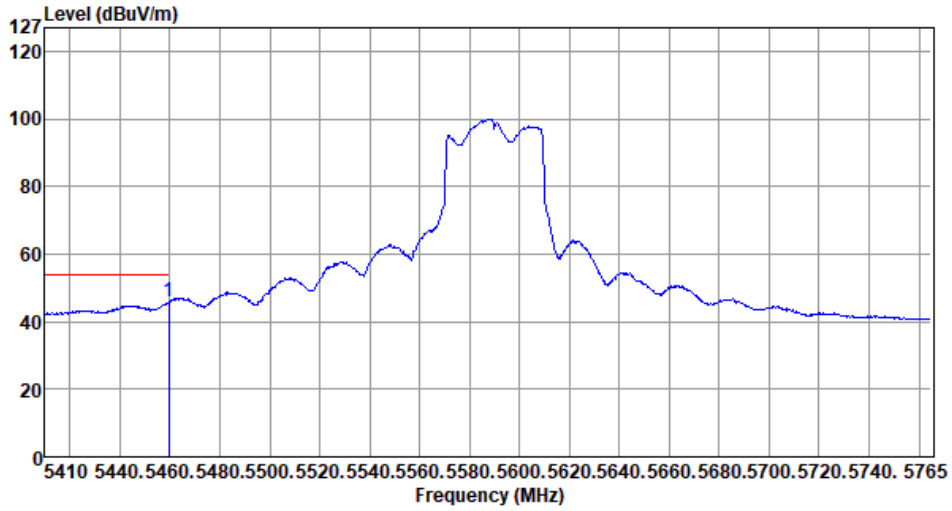


| | Freq. MHz | Emission level dBuV/m | Limit dBuV/m | Margin dB | SA reading dBuV | Factor dB/m | Remark | ANT High cm | Turn Table deg |
|---|---|---|---|---|---|---|---|---|---|
| 1 | 5459.70 | 45.82 | 54.00 | -8.18 | 45.13 | 0.69 | Average | 305 | 29 |

Note 1: Emission Level (dBuV/m) = SA Reading (dBuV) + Factor* (dB/m)
*Factor includes antenna factor , cable loss and amplifier gain
Note 2: Margin (dB) = Emission level (dBuV/m) – Limit (dBuV/m).

| **Modulation** | be EHT40 | **Test Freq. (MHz)** | 5630 |
|---|---|---|---|
| **Polarization** | Horizontal-Peak | | |

Test By :Brad Wu- Temperature(℃):23 Humidity(%):64

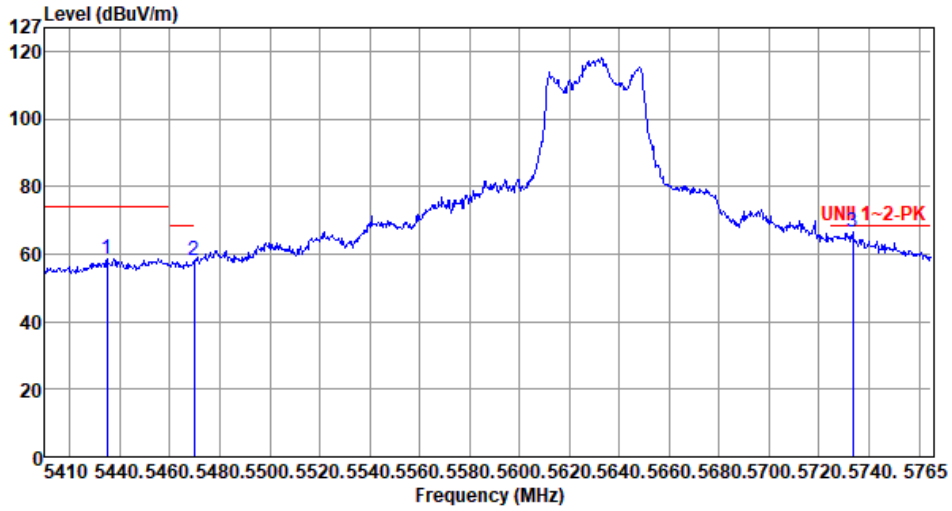


| | Freq. MHz | Emission level dBuV/m | Limit dBuV/m | Margin dB | SA reading dBuV | Factor dB/m | Remark | ANT High cm | Turn Table deg |
|---|---|---|---|---|---|---|---|---|---|
| 1 | 5434.85 | 58.50 | 74.00 | -15.50 | 57.91 | 0.59 | Peak | 208 | 303 |
| 2 | 5469.64 | 58.10 | 68.20 | -10.10 | 57.38 | 0.72 | Peak | 208 | 303 |
| 3 | 5733.41 | 66.36 | 68.20 | -1.84 | 65.23 | 1.13 | Peak | 208 | 303 |

Note 1: Emission Level (dBuV/m) = SA Reading (dBuV) + Factor* (dB/m)
*Factor includes antenna factor , cable loss and amplifier gain
Note 2: Margin (dB) = Emission level (dBuV/m) – Limit (dBuV/m).

| **Modulation** | be EHT40 | **Test Freq. (MHz)** | 5630 |
|---|---|---|---|
| **Polarization** | Horizontal-Average | | |

Test By :Brad Wu- Temperature(℃):23 Humidity(%):64

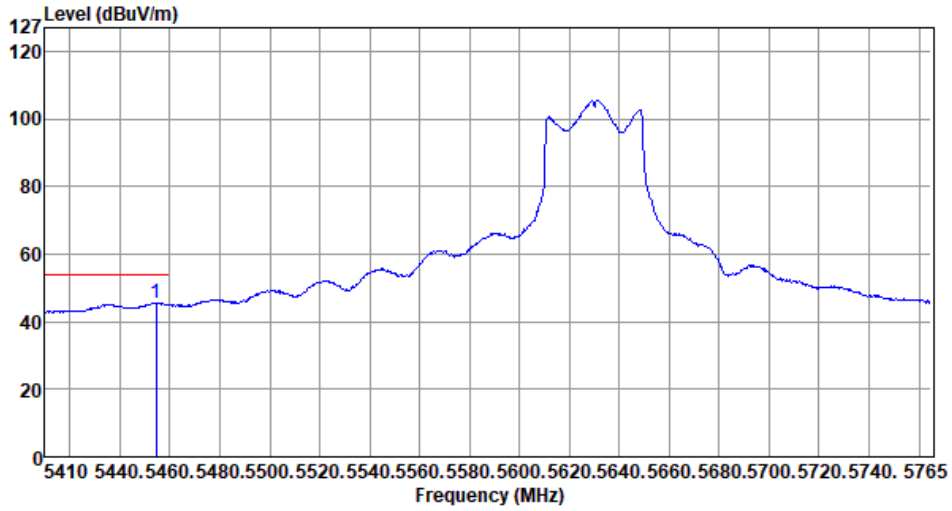


| | Freq. MHz | Emission level dBuV/m | Limit dBuV/m | Margin dB | SA reading dBuV | Factor dB/m | Remark | ANT High cm | Turn Table deg |
|---|---|---|---|---|---|---|---|---|---|
| 1 | 5454.38 | 45.60 | 54.00 | -8.40 | 44.93 | 0.67 | Average | 208 | 303 |

Note 1: Emission Level (dBuV/m) = SA Reading (dBuV) + Factor* (dB/m)
*Factor includes antenna factor , cable loss and amplifier gain
Note 2: Margin (dB) = Emission level (dBuV/m) – Limit (dBuV/m).

| **Modulation** | be EHT40 | **Test Freq. (MHz)** | 5630 |
|---|---|---|---|
| **Polarization** | Vertical-Peak | | |

Test By :Brad Wu- Temperature(℃):23 Humidity(%):64

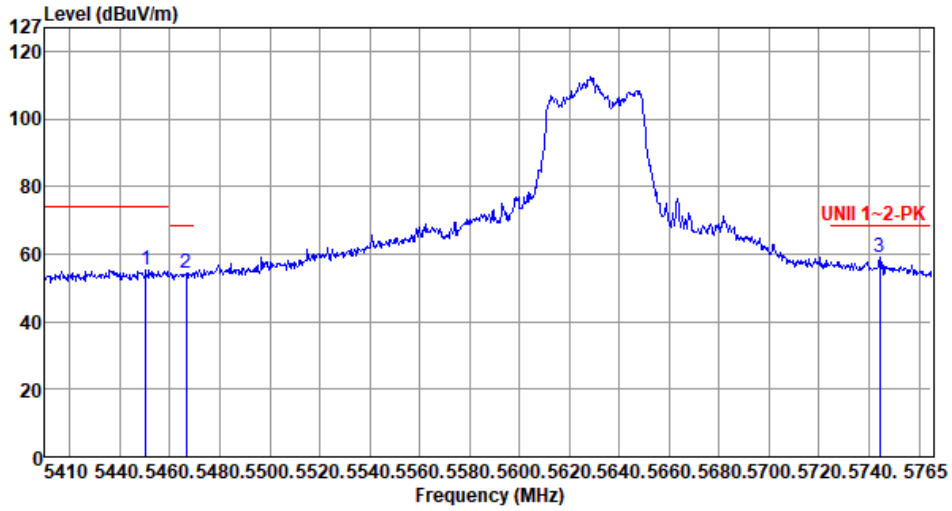


| | Freq. MHz | Emission level dBuV/m | Limit dBuV/m | Margin dB | SA reading dBuV | Factor dB/m | Remark | ANT High cm | Turn Table deg |
|---|---|---|---|---|---|---|---|---|---|
| 1 | 5450.47 | 55.27 | 74.00 | -18.73 | 54.61 | 0.66 | Peak | 233 | 15 |
| 2 | 5466.45 | 54.57 | 68.20 | -13.63 | 53.86 | 0.71 | Peak | 233 | 15 |
| 3 | 5744.41 | 58.91 | 68.20 | -9.29 | 57.75 | 1.16 | Peak | 233 | 15 |

Note 1: Emission Level (dBuV/m) = SA Reading (dBuV) + Factor* (dB/m)
*Factor includes antenna factor , cable loss and amplifier gain
Note 2: Margin (dB) = Emission level (dBuV/m) – Limit (dBuV/m).

| | | | |
|---|---|---|---|
| **Modulation** | be EHT40 | **Test Freq. (MHz)** | 5630 |
| **Polarization** | Vertical-Average | | |

Test By :Brad Wu- Temperature(℃):23 Humidity(%):64

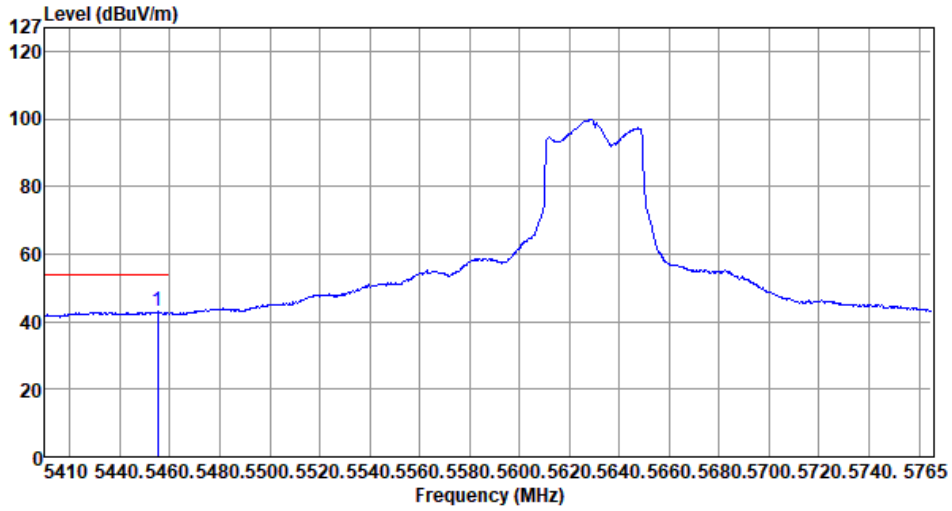


| | Freq. MHz | Emission level dBuV/m | Limit dBuV/m | Margin dB | SA reading dBuV | Factor dB/m | Remark | ANT High cm | Turn Table deg |
|---|---|---|---|---|---|---|---|---|---|
| 1 | 5455.09 | 42.99 | 54.00 | -11.01 | 42.32 | 0.67 | Average | 233 | 15 |

Note 1: Emission Level (dBuV/m) = SA Reading (dBuV) + Factor* (dB/m)
*Factor includes antenna factor , cable loss and amplifier gain
Note 2: Margin (dB) = Emission level (dBuV/m) – Limit (dBuV/m).

| **Modulation** | be EHT40 | **Test Freq. (MHz)** | 5670 |
|---|---|---|---|
| **Polarization** | Horizontal-Peak | | |

Test By :Brad Wu- Temperature(℃):22 Humidity(%):62

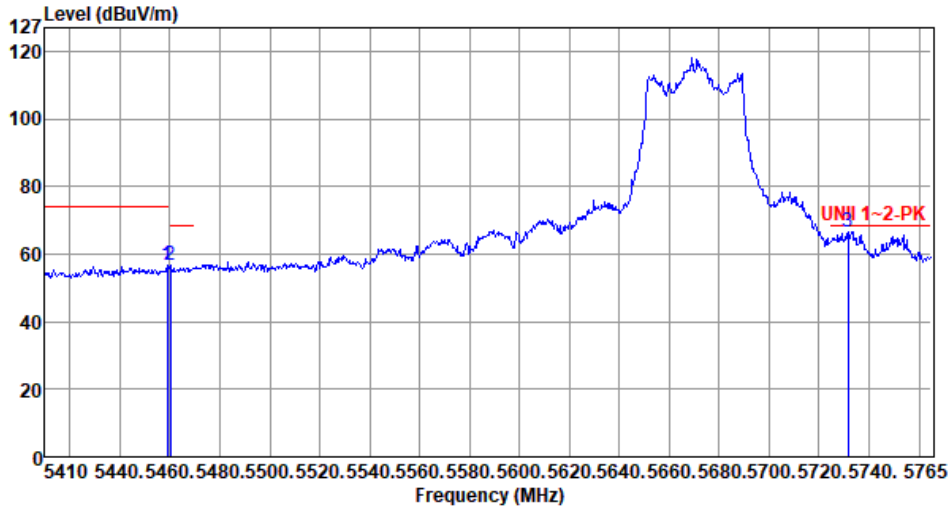


| | Freq. MHz | Emission level dBuV/m | Limit dBuV/m | Margin dB | SA reading dBuV | Factor dB/m | Remark | ANT High cm | Turn Table deg |
|---|---|---|---|---|---|---|---|---|---|
| 1 | 5458.99 | 56.62 | 74.00 | -17.38 | 55.93 | 0.69 | Peak | 201 | 294 |
| 2 | 5460.10 | 56.52 | 68.20 | -11.68 | 55.83 | 0.69 | Peak | 201 | 294 |
| 3 | 5731.63 | 66.37 | 68.20 | -1.83 | 65.25 | 1.12 | Peak | 201 | 294 |

Note 1: Emission Level (dBuV/m) = SA Reading (dBuV) + Factor* (dB/m)
*Factor includes antenna factor , cable loss and amplifier gain
Note 2: Margin (dB) = Emission level (dBuV/m) – Limit (dBuV/m).

| **Modulation** | be EHT40 | **Test Freq. (MHz)** | 5670 |
|---|---|---|---|
| **Polarization** | Horizontal-Average | | |

Test By :Brad Wu- Temperature(℃):22 Humidity(%):62

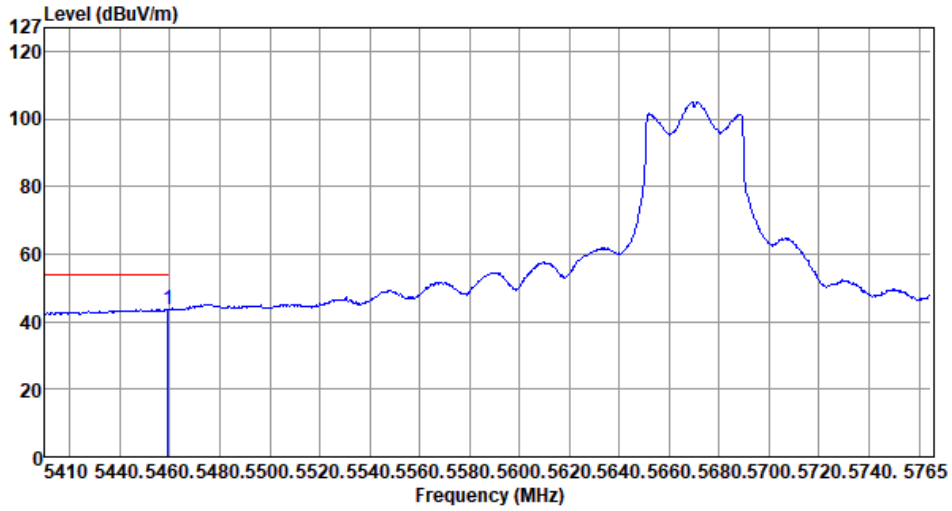


| | Freq. MHz | Emission level dBuV/m | Limit dBuV/m | Margin dB | SA reading dBuV | Factor dB/m | Remark | ANT High cm | Turn Table deg |
|---|---|---|---|---|---|---|---|---|---|
| 1 | 5459.35 | 43.74 | 54.00 | -10.26 | 43.05 | 0.69 | Average | 201 | 294 |

Note 1: Emission Level (dBuV/m) = SA Reading (dBuV) + Factor* (dB/m)
*Factor includes antenna factor , cable loss and amplifier gain
Note 2: Margin (dB) = Emission level (dBuV/m) – Limit (dBuV/m).

| **Modulation** | be EHT40 | **Test Freq. (MHz)** | 5670 |
|---|---|---|---|
| **Polarization** | Vertical-Peak | | |

Test By :Brad Wu- Temperature(℃):22 Humidity(%):62

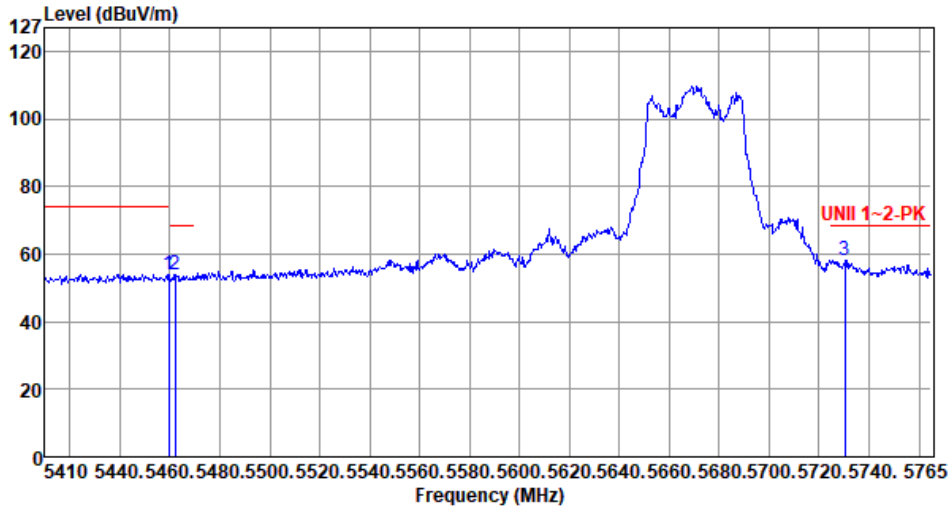


| | Freq. MHz | Emission level dBuV/m | Limit dBuV/m | Margin dB | SA reading dBuV | Factor dB/m | Remark | ANT High cm | Turn Table deg |
|---|---|---|---|---|---|---|---|---|---|
| 1 | 5459.70 | 54.10 | 74.00 | -19.90 | 53.41 | 0.69 | Peak | 307 | 10 |
| 2 | 5462.19 | 53.90 | 68.20 | -14.30 | 53.21 | 0.69 | Peak | 307 | 10 |
| 3 | 5730.21 | 58.20 | 68.20 | -10.00 | 57.08 | 1.12 | Peak | 307 | 10 |

Note 1: Emission Level (dBuV/m) = SA Reading (dBuV) + Factor* (dB/m)
*Factor includes antenna factor , cable loss and amplifier gain
Note 2: Margin (dB) = Emission level (dBuV/m) – Limit (dBuV/m).

| **Modulation** | be EHT40 | **Test Freq. (MHz)** | 5670 |
|---|---|---|---|
| **Polarization** | Vertical-Average | | |

Test By :Brad Wu- Temperature(℃):22 Humidity(%):62

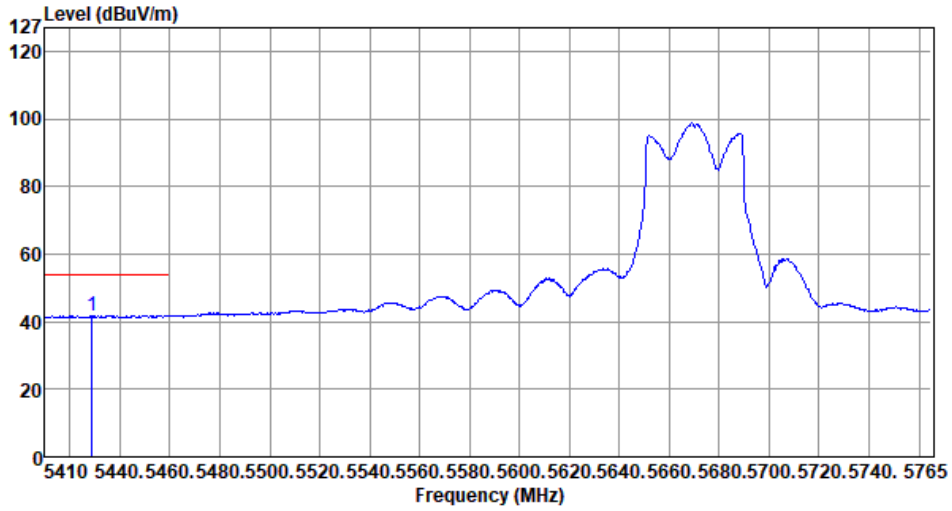


| | Freq. MHz | Emission level dBuV/m | Limit dBuV/m | Margin dB | SA reading dBuV | Factor dB/m | Remark | ANT High cm | Turn Table deg |
|---|---|---|---|---|---|---|---|---|---|
| 1 | 5428.82 | 41.82 | 54.00 | -12.18 | 41.25 | 0.57 | Average | 307 | 10 |

Note 1: Emission Level (dBuV/m) = SA Reading (dBuV) + Factor* (dB/m)
*Factor includes antenna factor , cable loss and amplifier gain
Note 2: Margin (dB) = Emission level (dBuV/m) – Limit (dBuV/m).

| **Modulation** | be EHT40 | **Test Freq. (MHz)** | 5710 |
|---|---|---|---|
| **Polarization** | Horizontal-Peak | | |

Test By :Brad Wu- Temperature(℃):22 Humidity(%):62

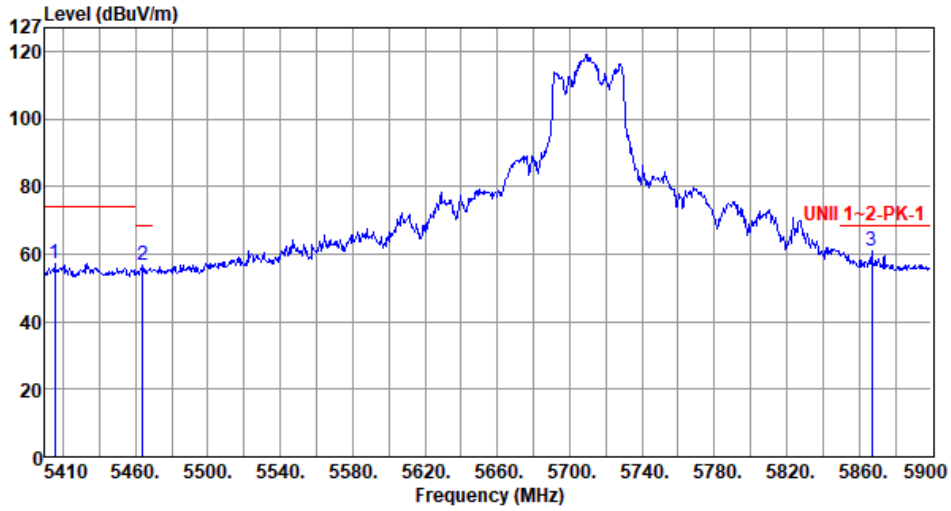


| | Freq. MHz | Emission level dBuV/m | Limit dBuV/m | Margin dB | SA reading dBuV | Factor dB/m | Remark | ANT High cm | Turn Table deg |
|---|---|---|---|---|---|---|---|---|---|
| 1 | 5415.39 | 57.39 | 74.00 | -16.61 | 56.89 | 0.50 | Peak | 181 | 295 |
| 2 | 5463.90 | 56.78 | 68.20 | -11.42 | 56.08 | 0.70 | Peak | 181 | 295 |
| 3 | 5867.17 | 60.87 | 68.20 | -7.33 | 59.37 | 1.50 | Peak | 181 | 295 |

Note 1: Emission Level (dBuV/m) = SA Reading (dBuV) + Factor* (dB/m)
*Factor includes antenna factor , cable loss and amplifier gain
Note 2: Margin (dB) = Emission level (dBuV/m) – Limit (dBuV/m).

| **Modulation** | be EHT40 | **Test Freq. (MHz)** | 5710 |
|---|---|---|---|
| **Polarization** | Horizontal-Average | | |

Test By :Brad Wu- Temperature(℃):22 Humidity(%):62

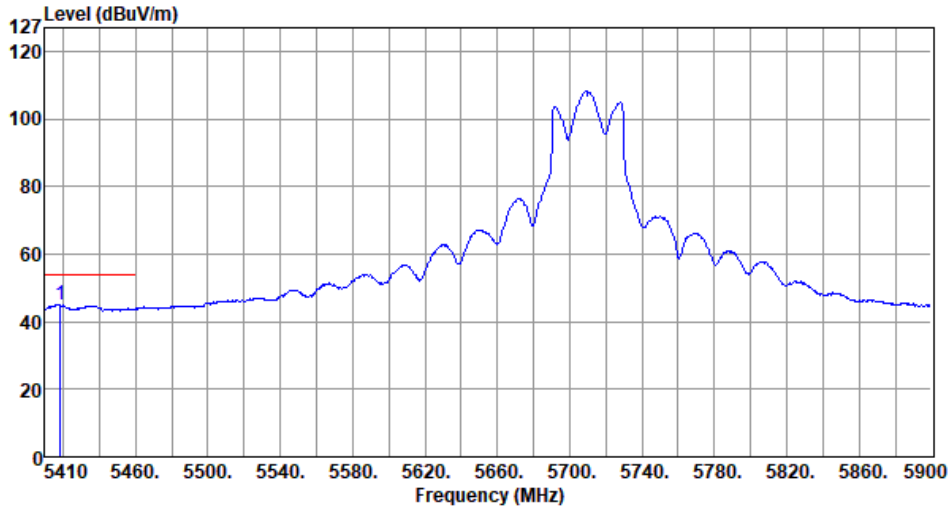


| | Freq. MHz | Emission level dBuV/m | Limit dBuV/m | Margin dB | SA reading dBuV | Factor dB/m | Remark | ANT High cm | Turn Table deg |
|---|---|---|---|---|---|---|---|---|---|
| 1 | 5418.33 | 45.14 | 54.00 | -8.86 | 44.63 | 0.51 | Average | 181 | 295 |

Note 1: Emission Level (dBuV/m) = SA Reading (dBuV) + Factor* (dB/m)
*Factor includes antenna factor , cable loss and amplifier gain
Note 2: Margin (dB) = Emission level (dBuV/m) – Limit (dBuV/m).

| **Modulation** | be EHT40 | **Test Freq. (MHz)** | 5710 |
|---|---|---|---|
| **Polarization** | Vertical-Peak | | |

Test By :Brad Wu- Temperature(℃):22 Humidity(%):62

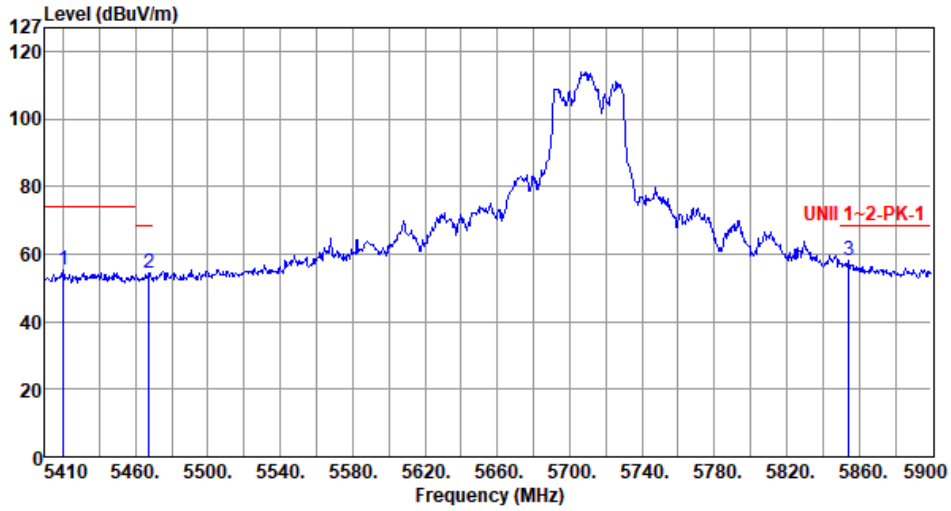


| | Freq. MHz | Emission level dBuV/m | Limit dBuV/m | Margin dB | SA reading dBuV | Factor dB/m | Remark | ANT High cm | Turn Table deg |
|---|---|---|---|---|---|---|---|---|---|
| 1 | 5420.29 | 55.40 | 74.00 | -18.60 | 54.88 | 0.52 | Peak | 316 | 16 |
| 2 | 5467.33 | 54.44 | 68.20 | -13.76 | 53.73 | 0.71 | Peak | 316 | 16 |
| 3 | 5854.43 | 57.97 | 68.20 | -10.23 | 56.53 | 1.44 | Peak | 316 | 16 |

Note 1: Emission Level (dBuV/m) = SA Reading (dBuV) + Factor* (dB/m)
*Factor includes antenna factor , cable loss and amplifier gain
Note 2: Margin (dB) = Emission level (dBuV/m) – Limit (dBuV/m).

| **Modulation** | be EHT40 | **Test Freq. (MHz)** | 5710 |
|---|---|---|---|
| **Polarization** | Vertical-Average | | |

Test By :Brad Wu- Temperature(℃):22 Humidity(%):62

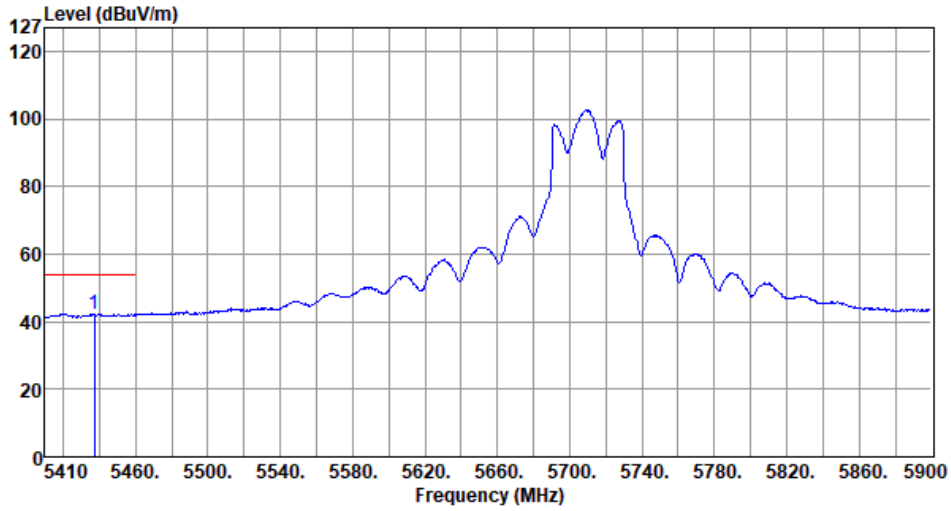


| | Freq. MHz | Emission level dBuV/m | Limit dBuV/m | Margin dB | SA reading dBuV | Factor dB/m | Remark | ANT High cm | Turn Table deg |
|---|---|---|---|---|---|---|---|---|---|
| 1 | 5437.44 | 42.32 | 54.00 | -11.68 | 41.72 | 0.60 | Average | 316 | 16 |

Note 1: Emission Level (dBuV/m) = SA Reading (dBuV) + Factor* (dB/m)
*Factor includes antenna factor , cable loss and amplifier gain
Note 2: Margin (dB) = Emission level (dBuV/m) – Limit (dBuV/m).

| Modulation | be EHT80 | Test Freq. (MHz) | 5290 |
|---|---|---|---|
| Polarization | Horizontal-Peak | | |

Test By :Akun Chung_ Temperature(℃):23 Humidity(%):66

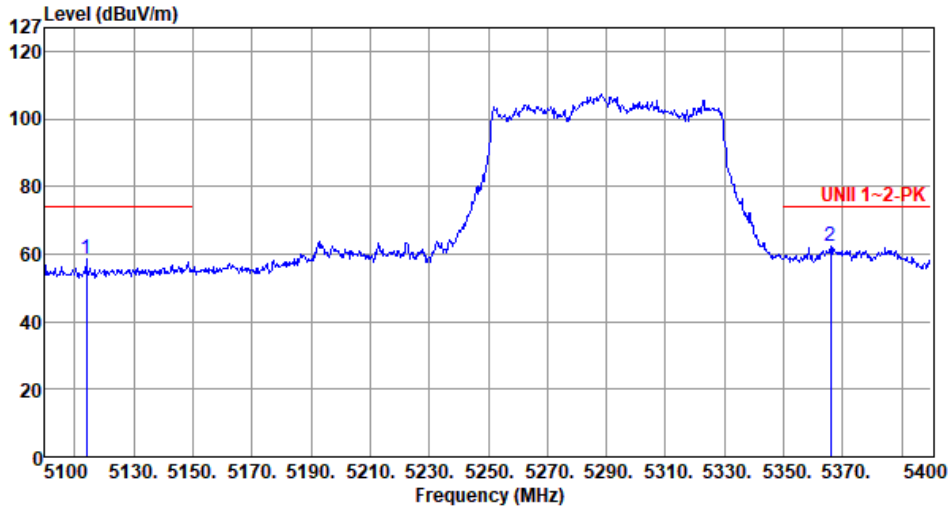


| | Freq. MHz | Emission level dBuV/m | Limit dBuV/m | Margin dB | SA reading dBuV | Factor dB/m | Remark | ANT High cm | Turn Table deg |
|---|---|---|---|---|---|---|---|---|---|
| 1 | 5114.10 | 58.52 | 74.00 | -15.48 | 57.51 | 1.01 | Peak | 293 | 302 |
| 2 | 5365.80 | 62.24 | 74.00 | -11.76 | 61.88 | 0.36 | Peak | 177 | 303 |

Note 1: Emission Level (dBuV/m) = SA Reading (dBuV) + Factor* (dB/m)
*Factor includes antenna factor , cable loss and amplifier gain
Note 2: Margin (dB) = Emission level (dBuV/m) – Limit (dBuV/m).

| **Modulation** | be EHT80 | **Test Freq. (MHz)** | 5290 |
|---|---|---|---|
| **Polarization** | Horizontal-Average | | |

Test By :Akun Chung_ Temperature(℃):23 Humidity(%):66

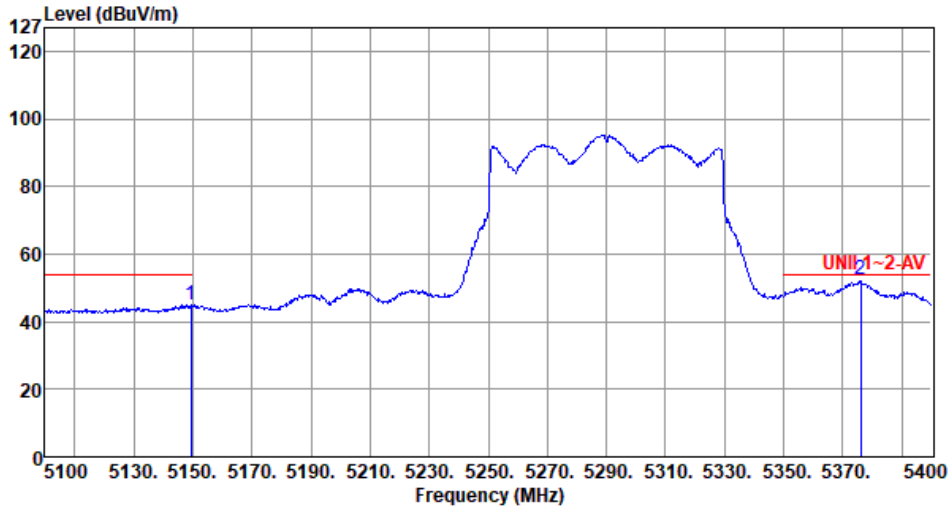


| | Freq. MHz | Emission level dBuV/m | Limit dBuV/m | Margin dB | SA reading dBuV | Factor dB/m | Remark | ANT High cm | Turn Table deg |
|---|---|---|---|---|---|---|---|---|---|
| 1 | 5149.50 | 44.85 | 54.00 | -9.15 | 43.75 | 1.10 | Average | 293 | 302 |
| 2 | 5376.00 | 52.45 | 54.00 | -1.55 | 52.08 | 0.37 | Average | 177 | 303 |

Note 1: Emission Level (dBuV/m) = SA Reading (dBuV) + Factor* (dB/m)
*Factor includes antenna factor , cable loss and amplifier gain
Note 2: Margin (dB) = Emission level (dBuV/m) – Limit (dBuV/m).

| **Modulation** | be EHT80 | **Test Freq. (MHz)** | 5290 |
|---|---|---|---|
| **Polarization** | Vertical-Peak | | |

Test By :Akun Chung_ Temperature(℃):23 Humidity(%):66

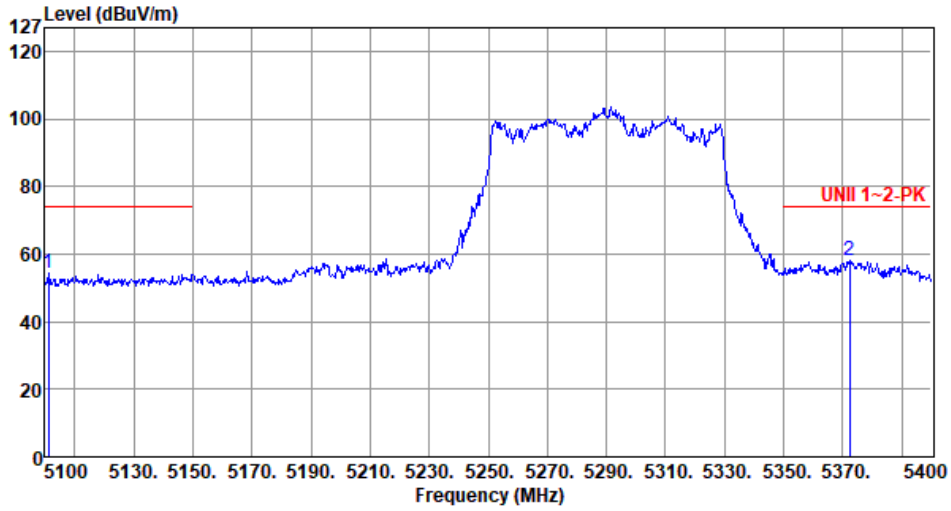


| | Freq. MHz | Emission level dBuV/m | Limit dBuV/m | Margin dB | SA reading dBuV | Factor dB/m | Remark | ANT High cm | Turn Table deg |
|---|---|---|---|---|---|---|---|---|---|
| 1 | 5101.20 | 54.34 | 74.00 | -19.66 | 53.35 | 0.99 | Peak | 308 | 2 |
| 2 | 5372.40 | 58.15 | 74.00 | -15.85 | 57.79 | 0.36 | Peak | 285 | 4 |

Note 1: Emission Level (dBuV/m) = SA Reading (dBuV) + Factor* (dB/m)
*Factor includes antenna factor , cable loss and amplifier gain
Note 2: Margin (dB) = Emission level (dBuV/m) – Limit (dBuV/m).

| **Modulation** | be EHT80 | **Test Freq. (MHz)** | 5290 |
|---|---|---|---|
| **Polarization** | Vertical-Average | | |

Test By :Akun Chung_ Temperature(℃):23 Humidity(%):66

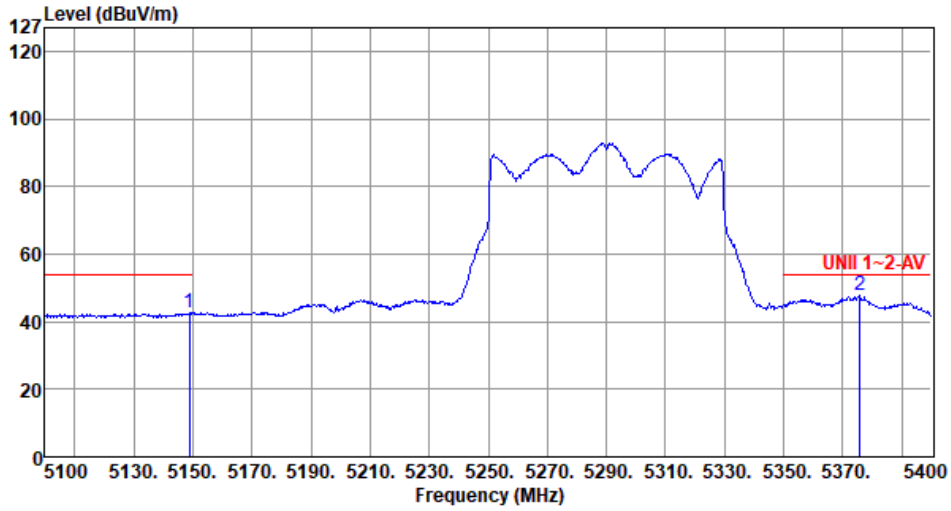


| | Freq. MHz | Emission level dBuV/m | Limit dBuV/m | Margin dB | SA reading dBuV | Factor dB/m | Remark | ANT High cm | Turn Table deg |
|---|---|---|---|---|---|---|---|---|---|
| 1 | 5148.90 | 42.62 | 54.00 | -11.38 | 41.52 | 1.10 | Average | 308 | 2 |
| 2 | 5375.70 | 47.61 | 54.00 | -6.39 | 47.24 | 0.37 | Average | 285 | 4 |

Note 1: Emission Level (dBuV/m) = SA Reading (dBuV) + Factor* (dB/m)
*Factor includes antenna factor , cable loss and amplifier gain
Note 2: Margin (dB) = Emission level (dBuV/m) – Limit (dBuV/m).

| Modulation | be EHT80 | Test Freq. (MHz) | 5530 |
|---|---|---|---|
| Polarization | Horizontal-Peak | | |

Test By :Akun Chung_ Temperature(℃):23 Humidity(%):66

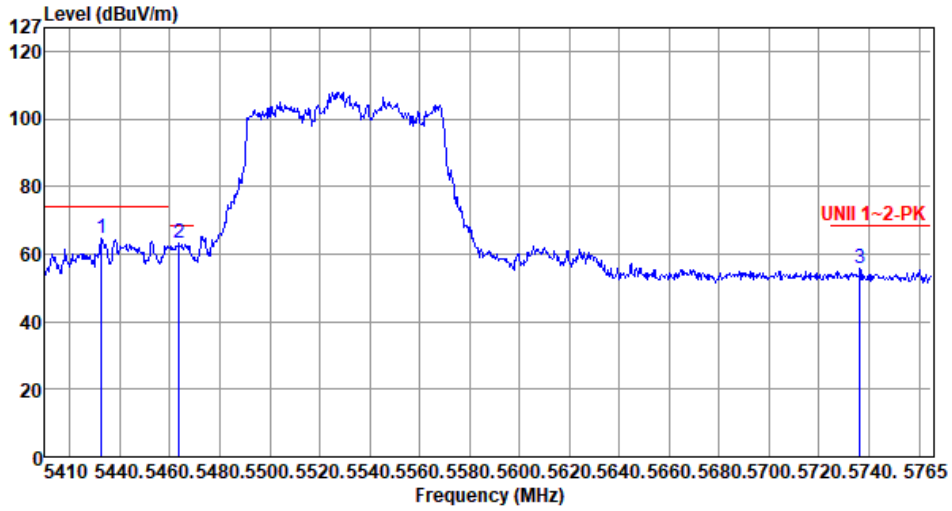


| | Freq. MHz | Emission level dBuV/m | Limit dBuV/m | Margin dB | SA reading dBuV | Factor dB/m | Remark | ANT High cm | Turn Table deg |
|---|---|---|---|---|---|---|---|---|---|
| 1 | 5432.72 | 64.48 | 74.00 | -9.52 | 63.90 | 0.58 | Peak | 186 | 295 |
| 2 | 5463.61 | 63.18 | 68.20 | -5.02 | 62.48 | 0.70 | Peak | 177 | 292 |
| 3 | 5736.25 | 55.77 | 68.20 | -12.43 | 54.64 | 1.13 | Peak | 177 | 292 |

Note 1: Emission Level (dBuV/m) = SA Reading (dBuV) + Factor* (dB/m)
*Factor includes antenna factor , cable loss and amplifier gain
Note 2: Margin (dB) = Emission level (dBuV/m) – Limit (dBuV/m).

| **Modulation** | be EHT80 | **Test Freq. (MHz)** | 5530 |
|---|---|---|---|
| **Polarization** | Horizontal-Average | | |

Test By :Akun Chung_ Temperature(℃):23 Humidity(%):66

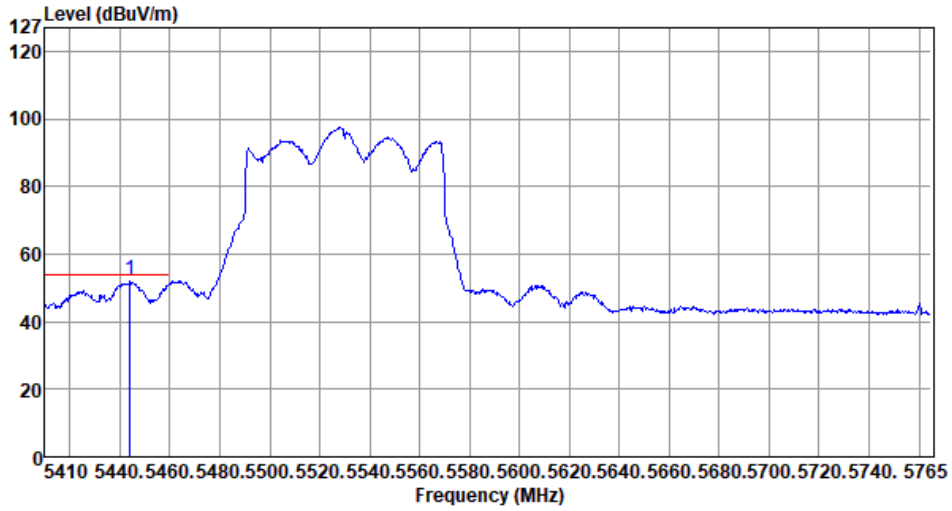


| | Freq. MHz | Emission level dBuV/m | Limit dBuV/m | Margin dB | SA reading dBuV | Factor dB/m | Remark | ANT High cm | Turn Table deg |
|---|---|---|---|---|---|---|---|---|---|
| 1 | 5444.08 | 52.47 | 54.00 | -1.53 | 51.83 | 0.64 | Average | 186 | 295 |

Note 1: Emission Level (dBuV/m) = SA Reading (dBuV) + Factor* (dB/m)
*Factor includes antenna factor , cable loss and amplifier gain
Note 2: Margin (dB) = Emission level (dBuV/m) – Limit (dBuV/m).

| Modulation | be EHT80 | Test Freq. (MHz) | 5530 |
|---|---|---|---|
| Polarization | Vertical-Peak | | |

Test By :Akun Chung_ Temperature(℃):23 Humidity(%):66

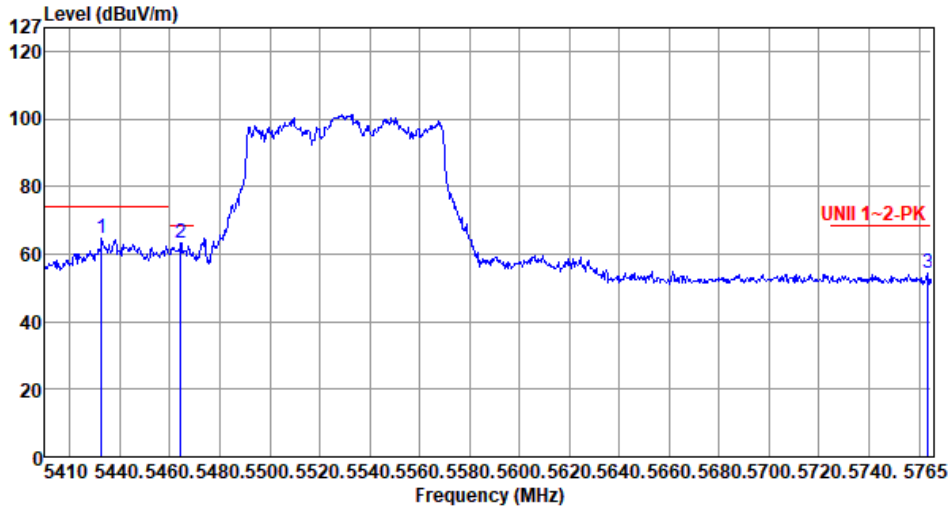


| | Freq. MHz | Emission level dBuV/m | Limit dBuV/m | Margin dB | SA reading dBuV | Factor dB/m | Remark | ANT High cm | Turn Table deg |
|---|---|---|---|---|---|---|---|---|---|
| 1 | 5432.72 | 64.64 | 74.00 | -9.36 | 64.06 | 0.58 | Peak | 280 | 17 |
| 2 | 5464.32 | 63.45 | 68.20 | -4.75 | 62.75 | 0.70 | Peak | 273 | 26 |
| 3 | 5763.58 | 54.19 | 68.20 | -14.01 | 52.98 | 1.21 | Peak | 273 | 26 |

Note 1: Emission Level (dBuV/m) = SA Reading (dBuV) + Factor* (dB/m)
*Factor includes antenna factor , cable loss and amplifier gain
Note 2: Margin (dB) = Emission level (dBuV/m) – Limit (dBuV/m).

| Modulation | be EHT80 | Test Freq. (MHz) | 5530 |
|---|---|---|---|
| Polarization | Vertical-Average | | |

Test By :Akun Chung_ Temperature(℃):23 Humidity(%):66

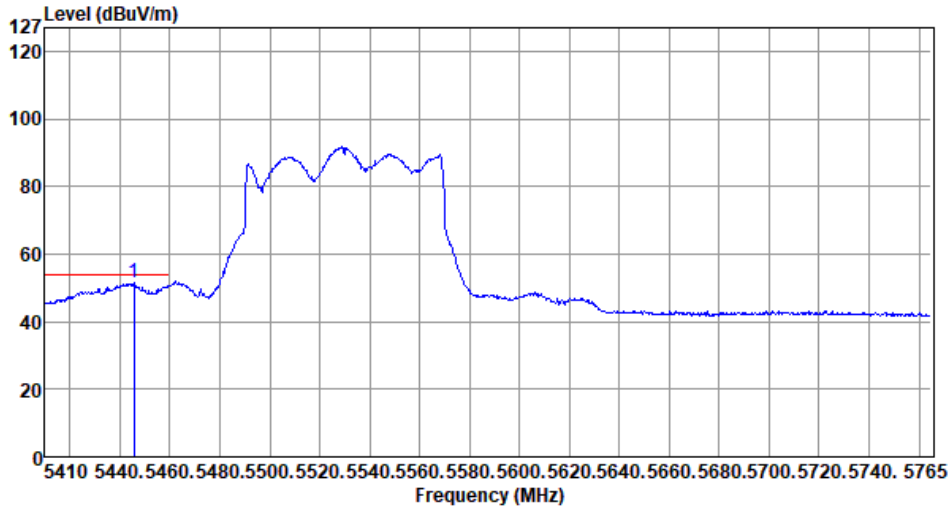


| | Freq. MHz | Emission level dBuV/m | Limit dBuV/m | Margin dB | SA reading dBuV | Factor dB/m | Remark | ANT High cm | Turn Table deg |
|---|---|---|---|---|---|---|---|---|---|
| 1 | 5445.50 | 51.44 | 54.00 | -2.56 | 50.80 | 0.64 | Average | 280 | 17 |

Note 1: Emission Level (dBuV/m) = SA Reading (dBuV) + Factor* (dB/m)
*Factor includes antenna factor , cable loss and amplifier gain
Note 2: Margin (dB) = Emission level (dBuV/m) – Limit (dBuV/m).

| **Modulation** | be EHT80 | **Test Freq. (MHz)** | 5610 |
|---|---|---|---|
| **Polarization** | Horizontal-Peak | | |

Test By :Akun Chung_ Temperature(℃):23 Humidity(%):66

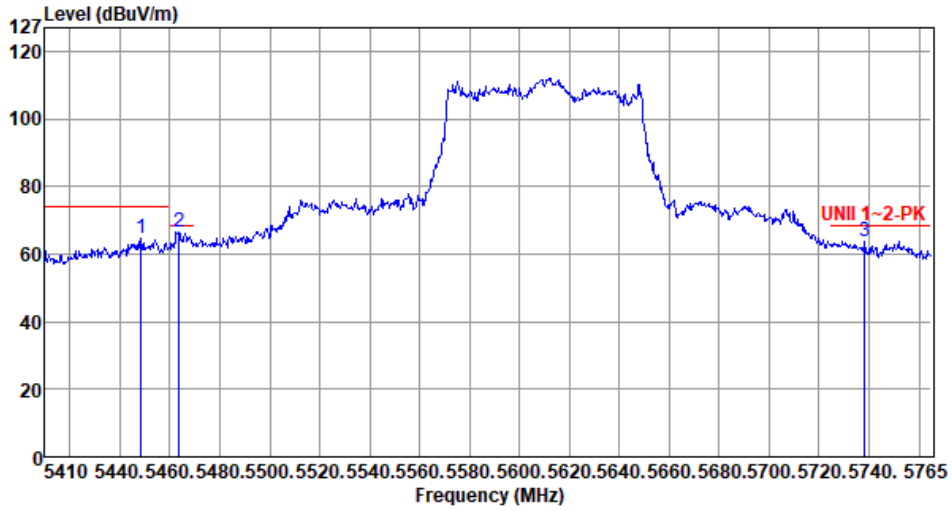


| | Freq. MHz | Emission level dBuV/m | Limit dBuV/m | Margin dB | SA reading dBuV | Factor dB/m | Remark | ANT High cm | Turn Table deg |
|---|---|---|---|---|---|---|---|---|---|
| 1 | 5448.34 | 64.48 | 74.00 | -9.52 | 63.82 | 0.66 | Peak | 310 | 297 |
| 2 | 5463.61 | 66.41 | 68.20 | -1.79 | 65.71 | 0.70 | Peak | 208 | 300 |
| 3 | 5738.38 | 63.70 | 68.20 | -4.50 | 62.56 | 1.14 | Peak | 281 | 305 |

Note 1: Emission Level (dBuV/m) = SA Reading (dBuV) + Factor* (dB/m)
*Factor includes antenna factor , cable loss and amplifier gain
Note 2: Margin (dB) = Emission level (dBuV/m) – Limit (dBuV/m).

| Modulation | be EHT80 | Test Freq. (MHz) | 5610 |
|---|---|---|---|
| Polarization | Horizontal-Average | | |

Test By :Akun Chung_ Temperature(℃):23 Humidity(%):66

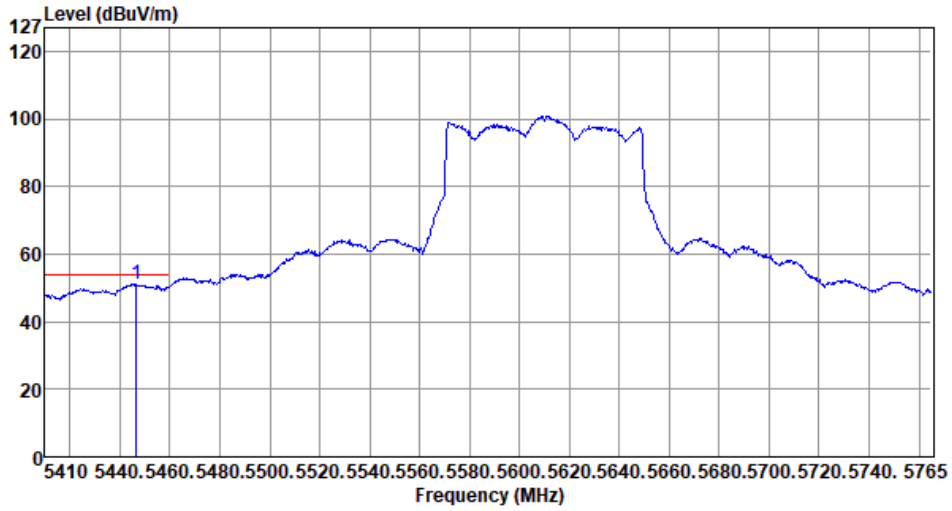


| | Freq. MHz | Emission level dBuV/m | Limit dBuV/m | Margin dB | SA reading dBuV | Factor dB/m | Remark | ANT High cm | Turn Table deg |
|---|---|---|---|---|---|---|---|---|---|
| 1 | 5446.57 | 50.97 | 54.00 | -3.03 | 50.32 | 0.65 | Average | 310 | 297 |

Note 1: Emission Level (dBuV/m) = SA Reading (dBuV) + Factor* (dB/m)
*Factor includes antenna factor , cable loss and amplifier gain
Note 2: Margin (dB) = Emission level (dBuV/m) – Limit (dBuV/m).

| Modulation | be EHT80 | Test Freq. (MHz) | 5610 |
|---|---|---|---|
| Polarization | Vertical-Peak | | |

Test By :Akun Chung_ Temperature(℃):23 Humidity(%):66

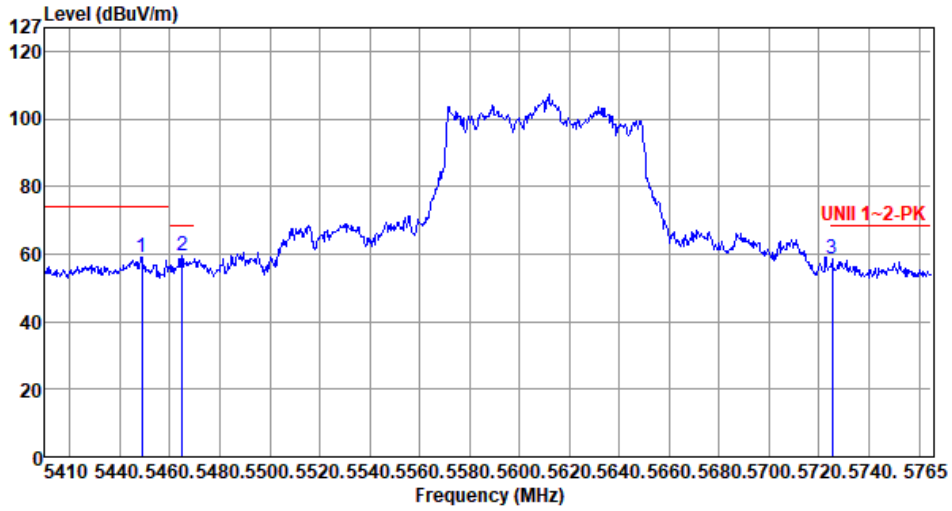


| | Freq. MHz | Emission level dBuV/m | Limit dBuV/m | Margin dB | SA reading dBuV | Factor dB/m | Remark | ANT High cm | Turn Table deg |
|---|---|---|---|---|---|---|---|---|---|
| 1 | 5448.70 | 59.22 | 74.00 | -14.78 | 58.56 | 0.66 | Peak | 304 | 8 |
| 2 | 5465.03 | 59.72 | 68.20 | -8.48 | 59.02 | 0.70 | Peak | 304 | 8 |
| 3 | 5725.24 | 58.60 | 68.20 | -9.60 | 57.49 | 1.11 | Peak | 304 | 8 |

Note 1: Emission Level (dBuV/m) = SA Reading (dBuV) + Factor* (dB/m)
*Factor includes antenna factor , cable loss and amplifier gain
Note 2: Margin (dB) = Emission level (dBuV/m) – Limit (dBuV/m).

| **Modulation** | be EHT80 | **Test Freq. (MHz)** | 5610 |
|---|---|---|---|
| **Polarization** | Vertical-Average | | |

Test By :Akun Chung_ Temperature(℃):23 Humidity(%):66

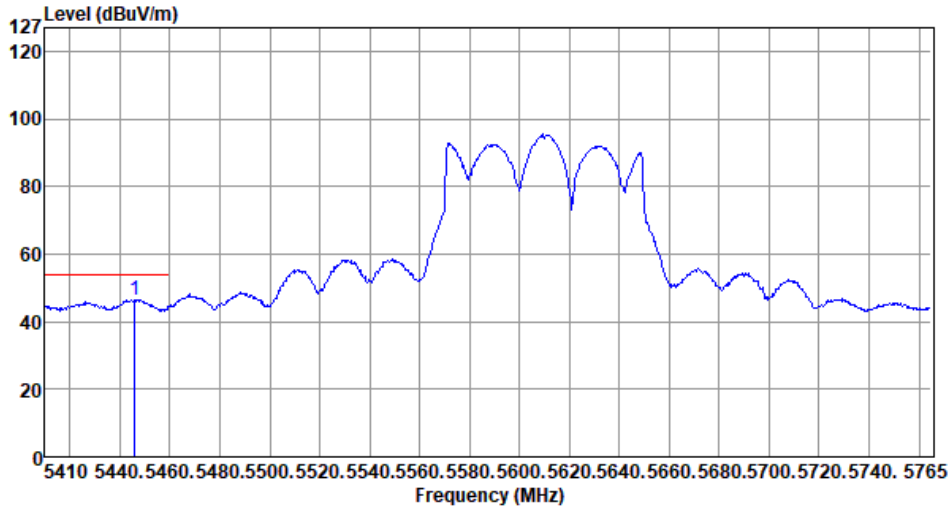


| | Freq. MHz | Emission level dBuV/m | Limit dBuV/m | Margin dB | SA reading dBuV | Factor dB/m | Remark | ANT High cm | Turn Table deg |
|---|---|---|---|---|---|---|---|---|---|
| 1 | 5445.86 | 46.57 | 54.00 | -7.43 | 45.93 | 0.64 | Average | 304 | 8 |

Note 1: Emission Level (dBuV/m) = SA Reading (dBuV) + Factor* (dB/m)
*Factor includes antenna factor , cable loss and amplifier gain
Note 2: Margin (dB) = Emission level (dBuV/m) – Limit (dBuV/m).

| **Modulation** | be EHT80 | **Test Freq. (MHz)** | 5690 |
|---|---|---|---|
| **Polarization** | Horizontal-Peak | | |

Test By :Brad Wu- Temperature(℃):22 Humidity(%):62

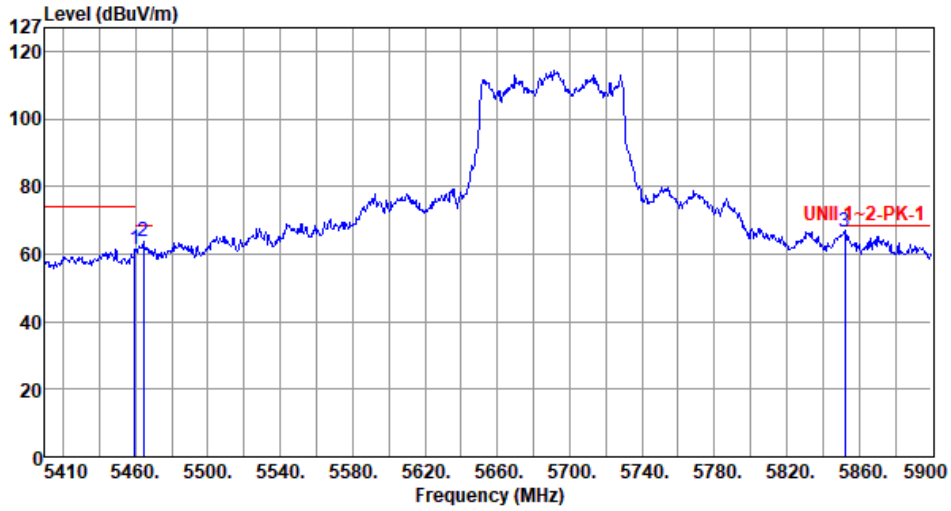


| | Freq. MHz | Emission level dBuV/m | Limit dBuV/m | Margin dB | SA reading dBuV | Factor dB/m | Remark | ANT High cm | Turn Table deg |
|---|---|---|---|---|---|---|---|---|---|
| 1 | 5459.49 | 61.49 | 74.00 | -12.51 | 60.80 | 0.69 | Peak | 206 | 300 |
| 2 | 5464.39 | 63.84 | 68.20 | -4.36 | 63.14 | 0.70 | Peak | 206 | 300 |
| 3 | 5851.98 | 66.63 | 68.20 | -1.57 | 65.20 | 1.43 | Peak | 206 | 300 |

Note 1: Emission Level (dBuV/m) = SA Reading (dBuV) + Factor* (dB/m)
*Factor includes antenna factor , cable loss and amplifier gain
Note 2: Margin (dB) = Emission level (dBuV/m) – Limit (dBuV/m).

| **Modulation** | be EHT80 | **Test Freq. (MHz)** | 5690 |
|---|---|---|---|
| **Polarization** | Horizontal-Average | | |

Test By :Brad Wu- Temperature(℃):22 Humidity(%):62

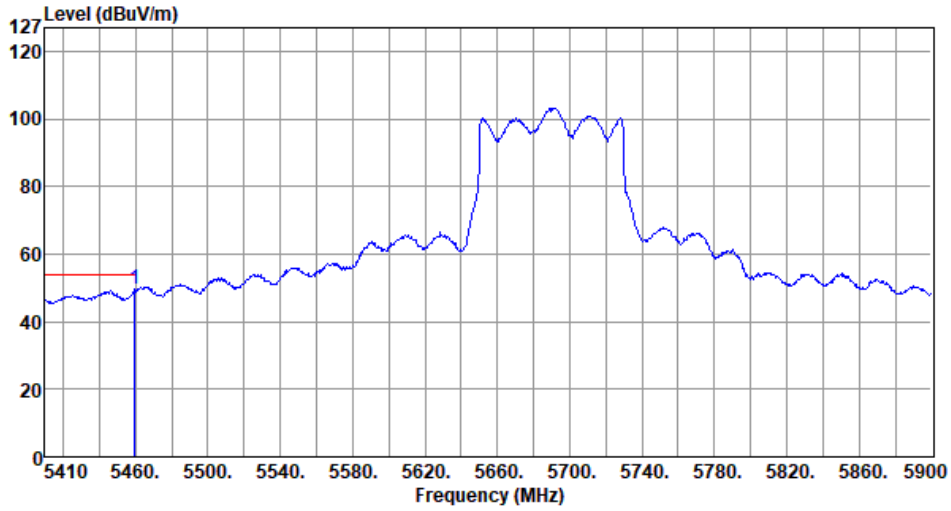


| | Freq. MHz | Emission level dBuV/m | Limit dBuV/m | Margin dB | SA reading dBuV | Factor dB/m | Remark | ANT High cm | Turn Table deg |
|---|---|---|---|---|---|---|---|---|---|
| 1 | 5459.49 | 49.52 | 54.00 | -4.48 | 48.83 | 0.69 | Average | 206 | 300 |

Note 1: Emission Level (dBuV/m) = SA Reading (dBuV) + Factor* (dB/m)
*Factor includes antenna factor , cable loss and amplifier gain
Note 2: Margin (dB) = Emission level (dBuV/m) – Limit (dBuV/m).

| **Modulation** | be EHT80 | **Test Freq. (MHz)** | 5690 |
|---|---|---|---|
| **Polarization** | Vertical-Peak | | |

Test By :Brad Wu- Temperature(℃):22 Humidity(%):62

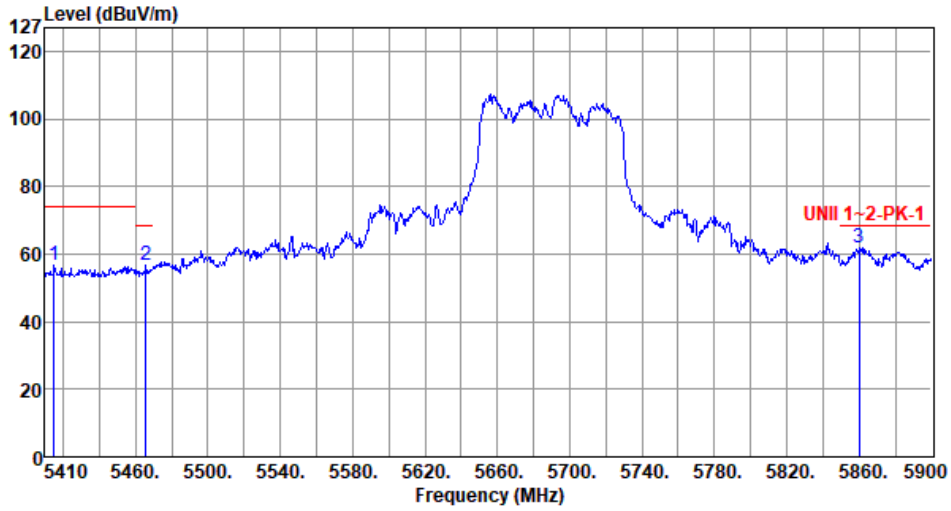


| | Freq. MHz | Emission level dBuV/m | Limit dBuV/m | Margin dB | SA reading dBuV | Factor dB/m | Remark | ANT High cm | Turn Table deg |
|---|---|---|---|---|---|---|---|---|---|
| 1 | 5414.90 | 56.52 | 74.00 | -17.48 | 56.02 | 0.50 | Peak | 321 | 355 |
| 2 | 5465.86 | 56.80 | 68.20 | -11.40 | 56.09 | 0.71 | Peak | 321 | 355 |
| 3 | 5859.82 | 61.84 | 68.20 | -6.36 | 60.37 | 1.47 | Peak | 321 | 355 |

Note 1: Emission Level (dBuV/m) = SA Reading (dBuV) + Factor* (dB/m)
*Factor includes antenna factor , cable loss and amplifier gain
Note 2: Margin (dB) = Emission level (dBuV/m) – Limit (dBuV/m).

| **Modulation** | be EHT80 | **Test Freq. (MHz)** | 5690 |
|---|---|---|---|
| **Polarization** | Vertical-Average | | |

Test By :Brad Wu- Temperature(℃):22 Humidity(%):62

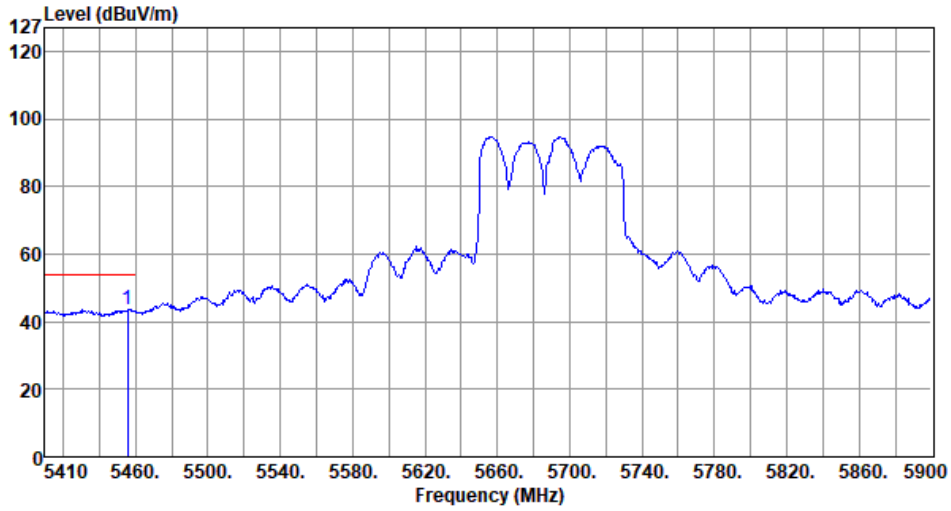


| | Freq. MHz | Emission level dBuV/m | Limit dBuV/m | Margin dB | SA reading dBuV | Factor dB/m | Remark | ANT High cm | Turn Table deg |
|---|---|---|---|---|---|---|---|---|---|
| 1 | 5455.57 | 43.67 | 54.00 | -10.33 | 43.00 | 0.67 | Average | 321 | 355 |

Note 1: Emission Level (dBuV/m) = SA Reading (dBuV) + Factor* (dB/m)
*Factor includes antenna factor , cable loss and amplifier gain
Note 2: Margin (dB) = Emission level (dBuV/m) – Limit (dBuV/m).

| **Modulation** | be EHT160 | **Test Freq. (MHz)** | 5250 |
|---|---|---|---|
| **Polarization** | Horizontal-Peak | | |

Test By :Akun Chung_ Temperature(℃):23 Humidity(%):66

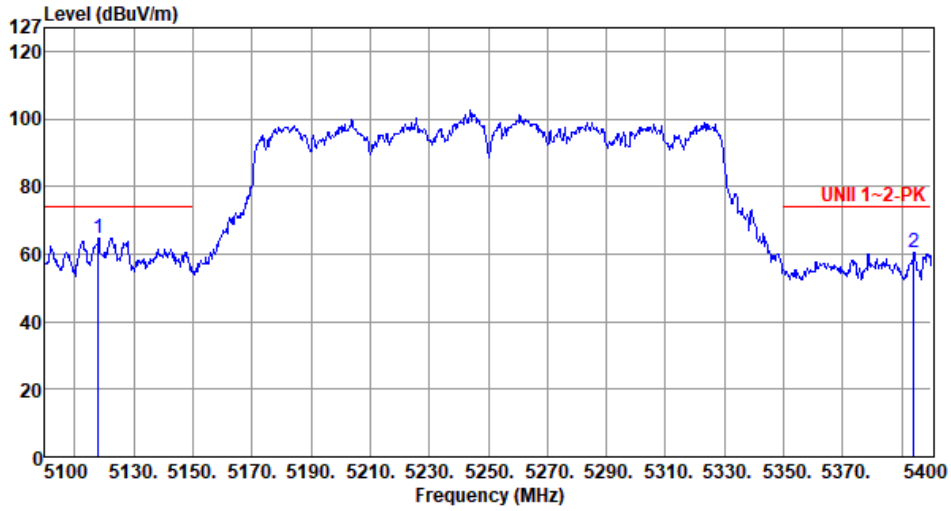


| | Freq. MHz | Emission level dBuV/m | Limit dBuV/m | Margin dB | SA reading dBuV | Factor dB/m | Remark | ANT High cm | Turn Table deg |
|---|---|---|---|---|---|---|---|---|---|
| 1 | 5118.00 | 64.87 | 74.00 | -9.13 | 63.84 | 1.03 | Peak | 183 | 302 |
| 2 | 5394.00 | 60.42 | 74.00 | -13.58 | 60.00 | 0.42 | Peak | 186 | 302 |

Note 1: Emission Level (dBuV/m) = SA Reading (dBuV) + Factor* (dB/m)
*Factor includes antenna factor , cable loss and amplifier gain
Note 2: Margin (dB) = Emission level (dBuV/m) – Limit (dBuV/m).

| | | | |
|---|---|---|---|
| **Modulation** | be EHT160 | **Test Freq. (MHz)** | 5250 |
| **Polarization** | Horizontal-Average | | |

Test By :Akun Chung_ Temperature(℃):23 Humidity(%):66

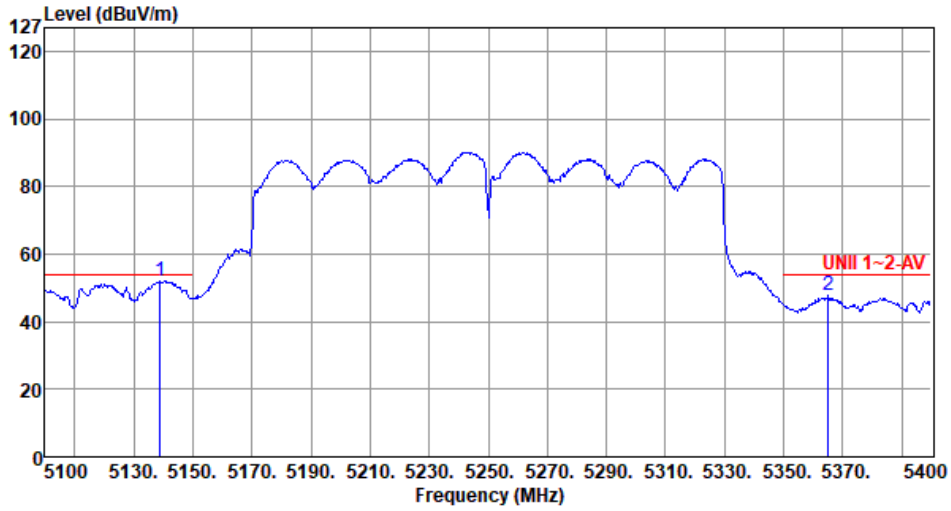


| | Freq. MHz | Emission level dBuV/m | Limit dBuV/m | Margin dB | SA reading dBuV | Factor dB/m | Remark | ANT High cm | Turn Table deg |
|---|---|---|---|---|---|---|---|---|---|
| 1 | 5139.00 | 52.08 | 54.00 | -1.92 | 51.01 | 1.07 | Average | 183 | 302 |
| 2 | 5365.20 | 47.81 | 54.00 | -6.19 | 47.45 | 0.36 | Average | 186 | 302 |

Note 1: Emission Level (dBuV/m) = SA Reading (dBuV) + Factor* (dB/m)
*Factor includes antenna factor , cable loss and amplifier gain
Note 2: Margin (dB) = Emission level (dBuV/m) – Limit (dBuV/m).

| **Modulation** | be EHT160 | **Test Freq. (MHz)** | 5250 |
|---|---|---|---|
| **Polarization** | Vertical-Peak | | |

Test By :Akun Chung_ Temperature(℃):23 Humidity(%):66

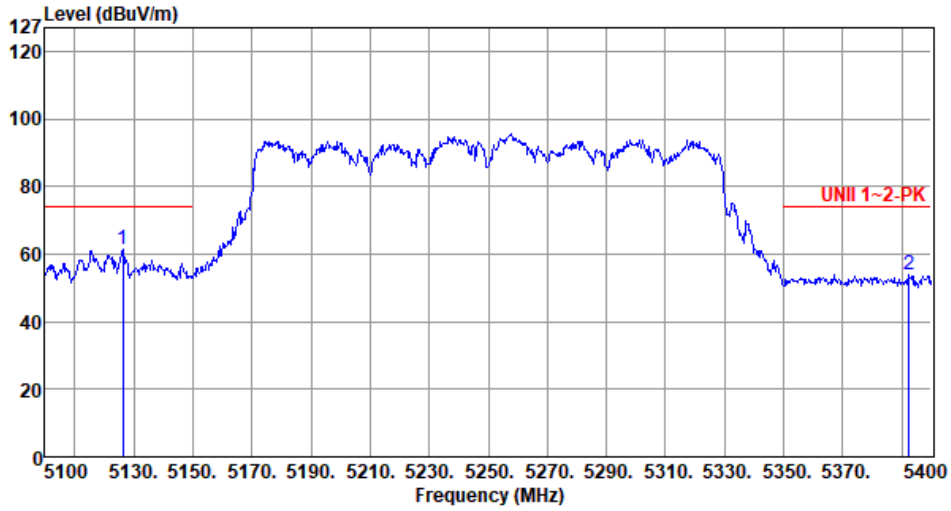


| | Freq. MHz | Emission level dBuV/m | Limit dBuV/m | Margin dB | SA reading dBuV | Factor dB/m | Remark | ANT High cm | Turn Table deg |
|---|---|---|---|---|---|---|---|---|---|
| 1 | 5126.40 | 61.51 | 74.00 | -12.49 | 60.47 | 1.04 | Peak | 218 | 340 |
| 2 | 5392.50 | 54.07 | 74.00 | -19.93 | 53.66 | 0.41 | Peak | 209 | 327 |

Note 1: Emission Level (dBuV/m) = SA Reading (dBuV) + Factor* (dB/m)
*Factor includes antenna factor , cable loss and amplifier gain
Note 2: Margin (dB) = Emission level (dBuV/m) – Limit (dBuV/m).

| Modulation | be EHT160 | Test Freq. (MHz) | 5250 |
|---|---|---|---|
| Polarization | Vertical-Average | | |

Test By :Akun Chung_ Temperature(℃):23 Humidity(%):66

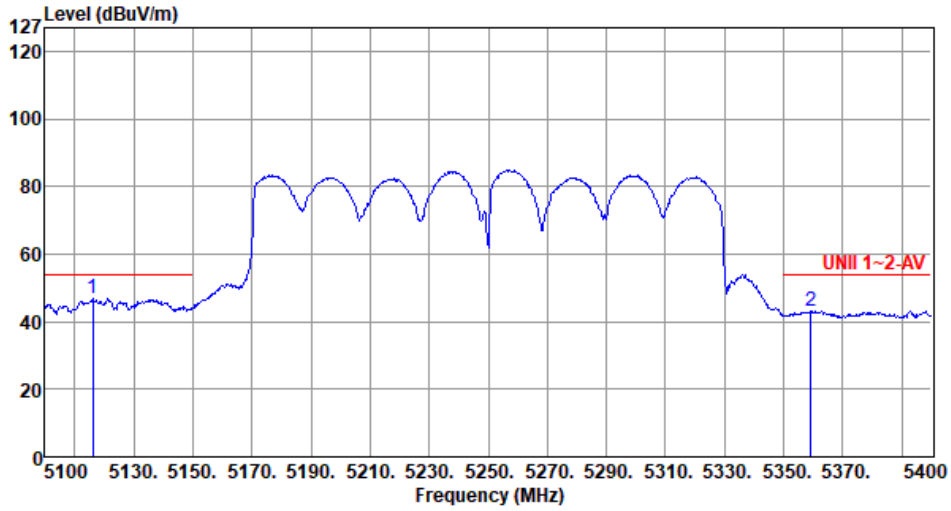


| | Freq. MHz | Emission level dBuV/m | Limit dBuV/m | Margin dB | SA reading dBuV | Factor dB/m | Remark | ANT High cm | Turn Table deg |
|---|---|---|---|---|---|---|---|---|---|
| 1 | 5116.20 | 46.83 | 54.00 | -7.17 | 45.81 | 1.02 | Average | 218 | 340 |
| 2 | 5359.20 | 43.28 | 54.00 | -10.72 | 42.94 | 0.34 | Average | 209 | 327 |

Note 1: Emission Level (dBuV/m) = SA Reading (dBuV) + Factor* (dB/m)
*Factor includes antenna factor , cable loss and amplifier gain
Note 2: Margin (dB) = Emission level (dBuV/m) – Limit (dBuV/m).

| **Modulation** | be EHT160 | **Test Freq. (MHz)** | 5570 |
|---|---|---|---|
| **Polarization** | Horizontal-Peak | | |

Test By :Akun Chung_ Temperature(℃):23 Humidity(%):66

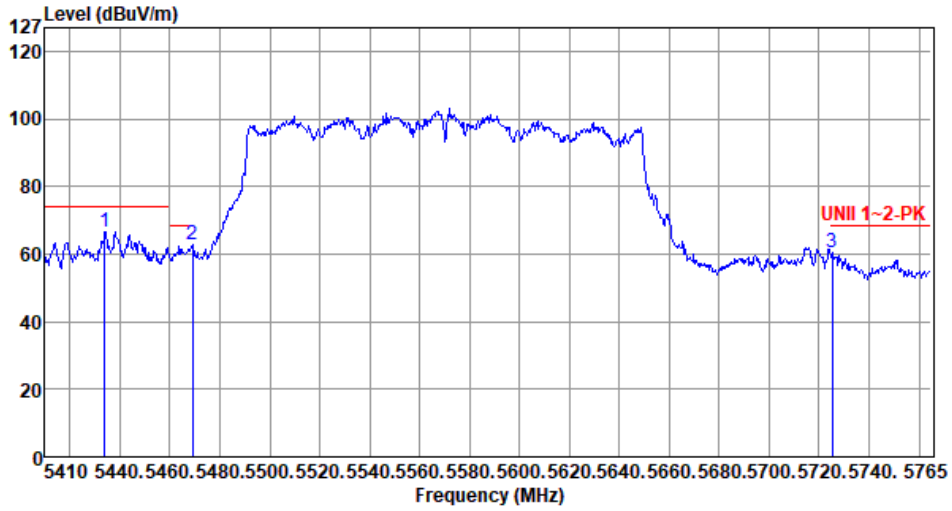


| | Freq. MHz | Emission level dBuV/m | Limit dBuV/m | Margin dB | SA reading dBuV | Factor dB/m | Remark | ANT High cm | Turn Table deg |
|---|---|---|---|---|---|---|---|---|---|
| 1 | 5433.79 | 66.62 | 74.00 | -7.38 | 66.03 | 0.59 | Peak | 178 | 291 |
| 2 | 5468.93 | 63.01 | 68.20 | -5.19 | 62.29 | 0.72 | Peak | 173 | 289 |
| 3 | 5725.24 | 60.29 | 68.20 | -7.91 | 59.18 | 1.11 | Peak | 216 | 308 |

Note 1: Emission Level (dBuV/m) = SA Reading (dBuV) + Factor* (dB/m)
*Factor includes antenna factor , cable loss and amplifier gain
Note 2: Margin (dB) = Emission level (dBuV/m) – Limit (dBuV/m).

| **Modulation** | be EHT160 | **Test Freq. (MHz)** | 5570 |
|---|---|---|---|
| **Polarization** | Horizontal-Average | | |

Test By :Akun Chung_ Temperature(℃):23 Humidity(%):66

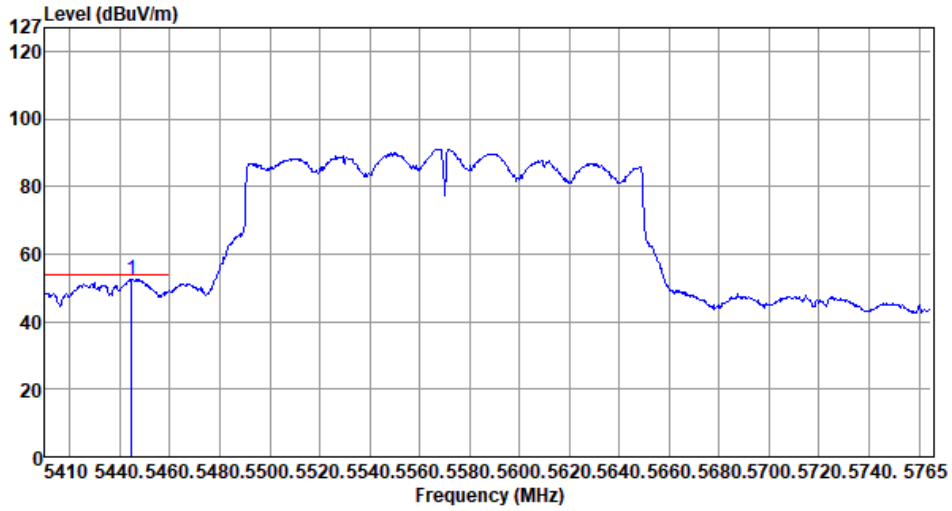


| | Freq. MHz | Emission level dBuV/m | Limit dBuV/m | Margin dB | SA reading dBuV | Factor dB/m | Remark | ANT High cm | Turn Table deg |
|---|---|---|---|---|---|---|---|---|---|
| 1 | 5444.79 | 52.31 | 54.00 | -1.69 | 51.67 | 0.64 | Average | 178 | 291 |

Note 1: Emission Level (dBuV/m) = SA Reading (dBuV) + Factor* (dB/m)
*Factor includes antenna factor , cable loss and amplifier gain
Note 2: Margin (dB) = Emission level (dBuV/m) – Limit (dBuV/m).

| **Modulation** | be EHT160 | **Test Freq. (MHz)** | 5570 |
|---|---|---|---|
| **Polarization** | Vertical-Peak | | |

Test By :Akun Chung_ Temperature(℃):23 Humidity(%):66

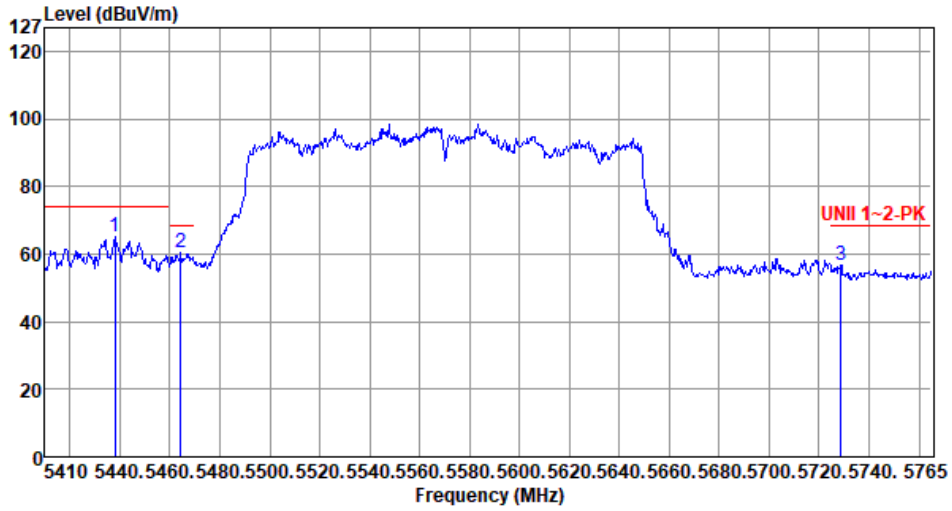


| | Freq. MHz | Emission level dBuV/m | Limit dBuV/m | Margin dB | SA reading dBuV | Factor dB/m | Remark | ANT High cm | Turn Table deg |
|---|---|---|---|---|---|---|---|---|---|
| 1 | 5438.05 | 65.21 | 74.00 | -8.79 | 64.61 | 0.60 | Peak | 305 | 24 |
| 2 | 5464.32 | 60.51 | 68.20 | -7.69 | 59.81 | 0.70 | Peak | 307 | 29 |
| 3 | 5728.79 | 56.77 | 68.20 | -11.43 | 55.65 | 1.12 | Peak | 189 | 312 |

Note 1: Emission Level (dBuV/m) = SA Reading (dBuV) + Factor* (dB/m)
*Factor includes antenna factor , cable loss and amplifier gain
Note 2: Margin (dB) = Emission level (dBuV/m) – Limit (dBuV/m).

| **Modulation** | be EHT160 | **Test Freq. (MHz)** | 5570 |
|---|---|---|---|
| **Polarization** | Vertical-Average | | |

Test By :Akun Chung_ Temperature(℃):23 Humidity(%):66

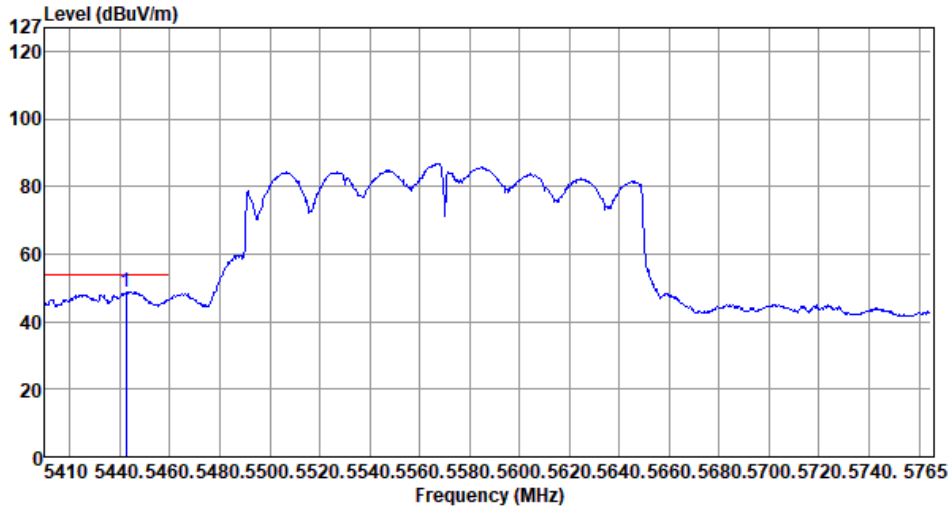


| | Freq. MHz | Emission level dBuV/m | Limit dBuV/m | Margin dB | SA reading dBuV | Factor dB/m | Remark | ANT High cm | Turn Table deg |
|---|---|---|---|---|---|---|---|---|---|
| 1 | 5442.31 | 48.93 | 54.00 | -5.07 | 48.30 | 0.63 | Average | 305 | 24 |

Note 1: Emission Level (dBuV/m) = SA Reading (dBuV) + Factor* (dB/m)
*Factor includes antenna factor , cable loss and amplifier gain
Note 2: Margin (dB) = Emission level (dBuV/m) – Limit (dBuV/m).

| **Modulation** | EHT240 | **Test Freq. (MHz)** | 5610 |
|---|---|---|---|
| **Polarization** | Horizontal-Peak | | |

Test By :Brad Wu- Temperature(℃):22 Humidity(%):62

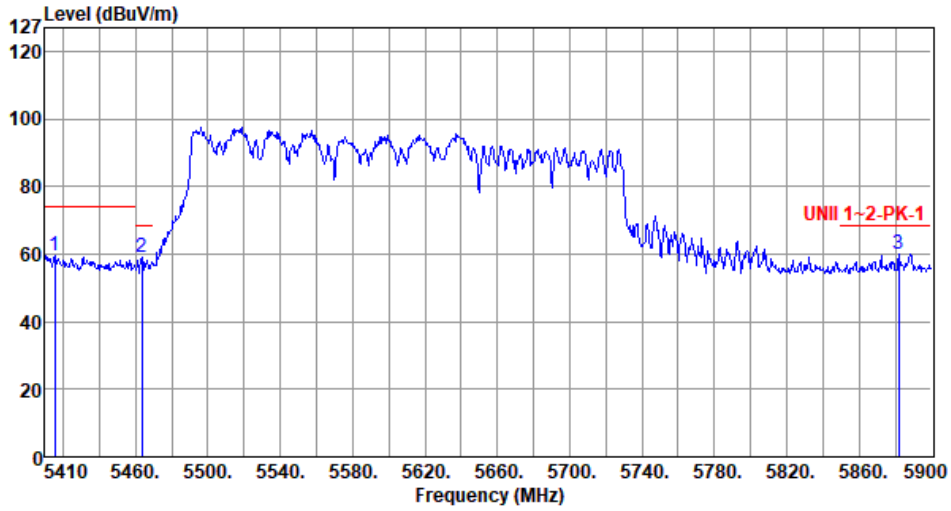


| | Freq. MHz | Emission level dBuV/m | Limit dBuV/m | Margin dB | SA reading dBuV | Factor dB/m | Remark | ANT High cm | Turn Table deg |
|---|---|---|---|---|---|---|---|---|---|
| 1 | 5415.39 | 59.75 | 74.00 | -14.25 | 59.25 | 0.50 | Peak | 304 | 291 |
| 2 | 5463.41 | 59.23 | 68.20 | -8.97 | 58.53 | 0.70 | Peak | 304 | 291 |
| 3 | 5881.87 | 59.99 | 68.20 | -8.21 | 58.43 | 1.56 | Peak | 304 | 291 |

Note 1: Emission Level (dBuV/m) = SA Reading (dBuV) + Factor* (dB/m)
*Factor includes antenna factor , cable loss and amplifier gain
Note 2: Margin (dB) = Emission level (dBuV/m) – Limit (dBuV/m).

| **Modulation** | EHT240 | **Test Freq. (MHz)** | 5610 |
|---|---|---|---|
| **Polarization** | Horizontal-Average | | |

Test By :Brad Wu- Temperature(℃):22 Humidity(%):62

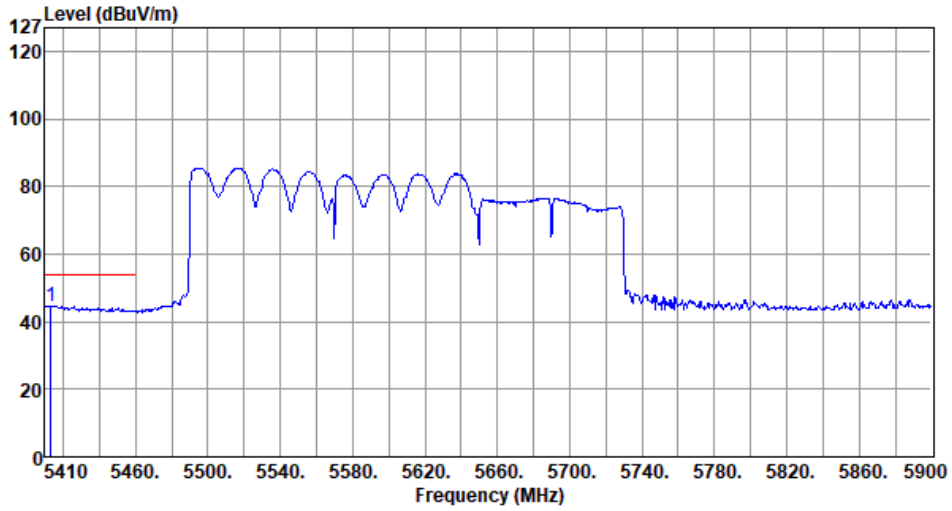


| | Freq. MHz | Emission level dBuV/m | Limit dBuV/m | Margin dB | SA reading dBuV | Factor dB/m | Remark | ANT High cm | Turn Table deg |
|---|---|---|---|---|---|---|---|---|---|
| 1 | 5413.43 | 44.75 | 54.00 | -9.25 | 44.26 | 0.49 | Average | 304 | 291 |

Note 1: Emission Level (dBuV/m) = SA Reading (dBuV) + Factor* (dB/m)
*Factor includes antenna factor , cable loss and amplifier gain
Note 2: Margin (dB) = Emission level (dBuV/m) – Limit (dBuV/m).

| **Modulation** | EHT240 | **Test Freq. (MHz)** | 5610 |
|---|---|---|---|
| **Polarization** | Vertical-Peak | | |

Test By :Brad Wu- Temperature(℃):22 Humidity(%):62

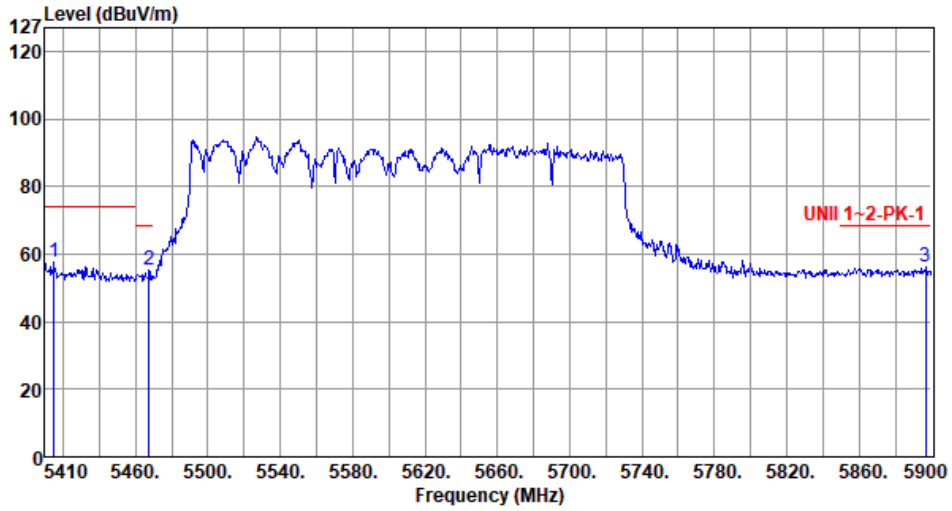


| | Freq. MHz | Emission level dBuV/m | Limit dBuV/m | Margin dB | SA reading dBuV | Factor dB/m | Remark | ANT High cm | Turn Table deg |
|---|---|---|---|---|---|---|---|---|---|
| 1 | 5414.90 | 57.52 | 74.00 | -16.48 | 57.02 | 0.50 | Peak | 310 | 13 |
| 2 | 5467.33 | 55.33 | 68.20 | -12.87 | 54.62 | 0.71 | Peak | 310 | 13 |
| 3 | 5896.57 | 56.04 | 68.20 | -12.16 | 54.41 | 1.63 | Peak | 310 | 13 |

Note 1: Emission Level (dBuV/m) = SA Reading (dBuV) + Factor* (dB/m)
*Factor includes antenna factor , cable loss and amplifier gain
Note 2: Margin (dB) = Emission level (dBuV/m) – Limit (dBuV/m).

| **Modulation** | EHT240 | **Test Freq. (MHz)** | 5610 |
|---|---|---|---|
| **Polarization** | Vertical-Average | | |

Test By :Brad Wu- Temperature(℃):22 Humidity(%):62

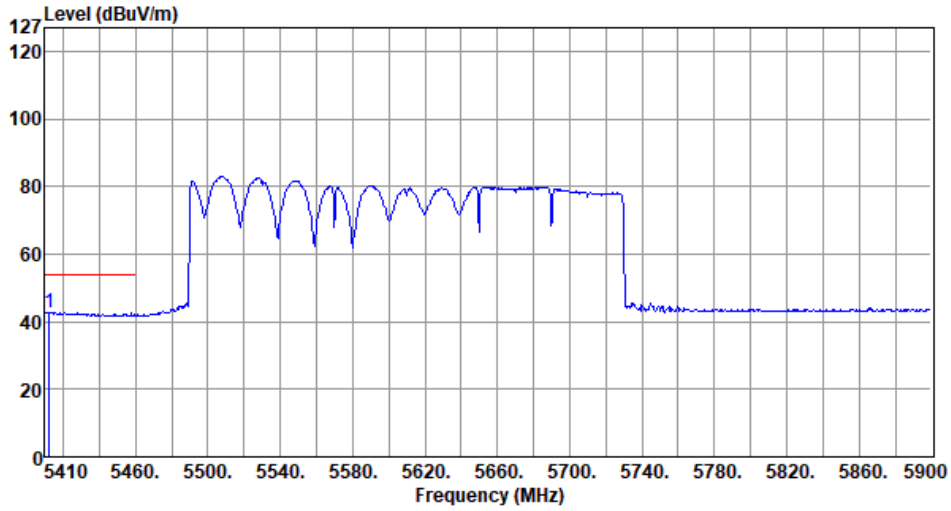


| | Freq. MHz | Emission level dBuV/m | Limit dBuV/m | Margin dB | SA reading dBuV | Factor dB/m | Remark | ANT High cm | Turn Table deg |
|---|---|---|---|---|---|---|---|---|---|
| 1 | 5412.45 | 42.76 | 54.00 | -11.24 | 42.28 | 0.48 | Average | 310 | 13 |

Note 1: Emission Level (dBuV/m) = SA Reading (dBuV) + Factor* (dB/m)
*Factor includes antenna factor , cable loss and amplifier gain
Note 2: Margin (dB) = Emission level (dBuV/m) – Limit (dBuV/m).

| Frequency: 5300 MHz | Frequency Drift (ppm) | | | |
|---|---|---|---|---|
| **Temperature (ºC)** | **0 minute** | **2 minutes** | **5 minutes** | **10 minutes** |
| T20°CVmax | -1.76 | -1.69 | -2.05 | -1.51 |
| T20°CVmin | -2.92 | -2.86 | -2.54 | -2.68 |
| T40°CVnom | 4.81 | 5.25 | 5.30 | 4.82 |
| T30°CVnom | 0.64 | 1.36 | 0.61 | 1.03 |
| T20°CVnom | -1.49 | -1.13 | -1.51 | -1.51 |
| T10°CVnom | 1.90 | 2.32 | 1.69 | 1.99 |
| T0°CVnom | 3.31 | 3.44 | 3.31 | 3.76 |
| Vnom [V]: 110 | Vmax [V]: 126.5 | | Vmin [V]: 93.5 | |
| Tnom [°C]: 20 | Tmax [°C]: 40 | | Tmin [°C]: 0 | |

## Configuration 1: Adapter mode

| Modulation Mode | be EHT40_OFDMA | Test Freq. (MHz) | 5710 |
|---|---|---|---|
| Power Phase | Line | | |

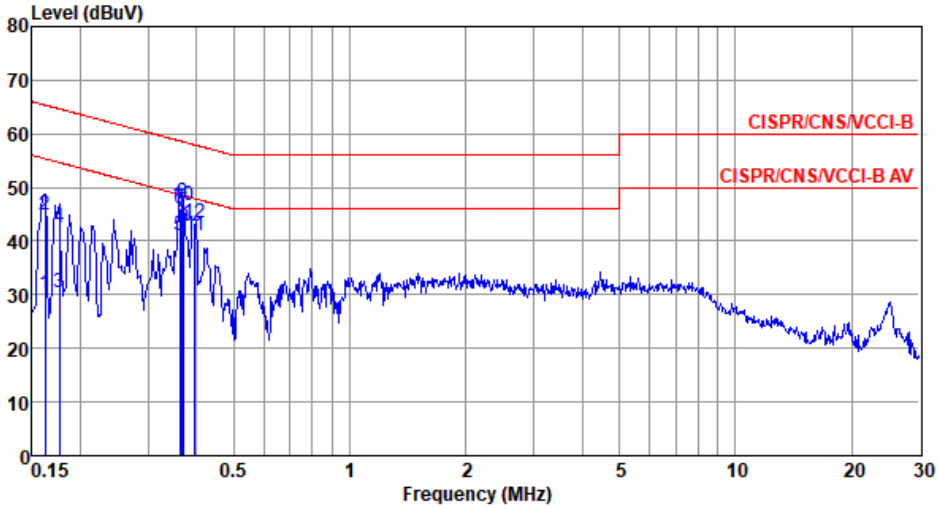


| | Freq MHz | Level dBuV | Limit Line dBuV | Over Limit dB | Read Level dBuV | LISN factor dB | cable loss dB | Remark |
|---|---|---|---|---|---|---|---|---|
| 1 | 0.162 | 30.21 | 55.34 | -25.13 | 20.37 | 9.65 | 0.03 | Average |
| 2 | 0.162 | 44.93 | 65.34 | -20.41 | 35.09 | 9.65 | 0.03 | QP |
| 3 | 0.177 | 30.40 | 54.64 | -24.24 | 20.56 | 9.64 | 0.04 | Average |
| 4 | 0.177 | 42.52 | 64.64 | -22.12 | 32.68 | 9.64 | 0.04 | QP |
| 5 | 0.361 | 40.89 | 48.69 | -7.80 | 31.00 | 9.64 | 0.04 | Average |
| 6 | 0.361 | 46.17 | 58.69 | -12.52 | 36.28 | 9.64 | 0.04 | QP |
| 7* | 0.367 | 45.51 | 48.57 | -3.06 | 35.62 | 9.64 | 0.04 | Average |
| 8 | 0.367 | 47.27 | 58.57 | -11.30 | 37.38 | 9.64 | 0.04 | QP |
| 9 | 0.371 | 42.40 | 48.47 | -6.07 | 32.51 | 9.64 | 0.04 | Average |
| 10 | 0.371 | 46.78 | 58.47 | -11.69 | 36.89 | 9.64 | 0.04 | QP |
| 11 | 0.396 | 41.15 | 47.95 | -6.80 | 31.25 | 9.64 | 0.04 | Average |
| 12 | 0.396 | 43.48 | 57.95 | -14.47 | 33.58 | 9.64 | 0.04 | QP |

Note 1: Level (dBuV) = Read Level (dBuV) + LISN Factor (dB) + Cable Loss (dB) + Aux (dB).
2: Over Limit (dB) = Level (dBuV) – Limit Line (dBuV).

| **Modulation Mode** | be EHT40_OFDMA | **Test Freq. (MHz)** | 5710 |
|---|---|---|---|
| **Power Phase** | Neutral | | |

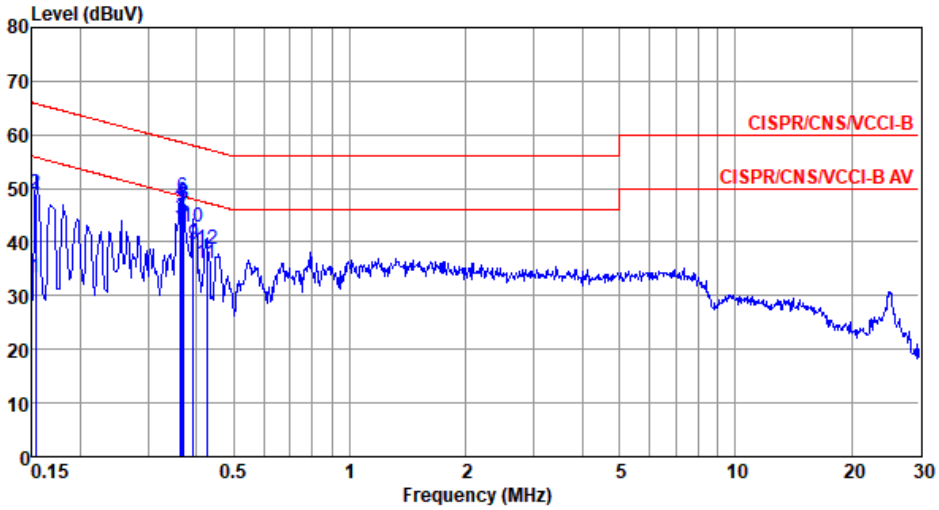


| | Freq MHz | Level dBuV | Limit Line dBuV | Over Limit dB | Read Level dBuV | LISN factor dB | cable loss dB | Remark |
|---|---|---|---|---|---|---|---|---|
| 1 | 0.153 | 33.30 | 55.82 | -22.52 | 23.41 | 9.64 | 0.03 | Average |
| 2 | 0.153 | 48.97 | 65.82 | -16.85 | 39.08 | 9.64 | 0.03 | QP |
| 3 | 0.363 | 44.18 | 48.65 | -4.47 | 34.17 | 9.63 | 0.04 | Average |
| 4 | 0.363 | 47.44 | 58.65 | -11.21 | 37.43 | 9.63 | 0.04 | QP |
| 5* | 0.367 | 46.63 | 48.56 | -1.93 | 36.62 | 9.63 | 0.04 | Average |
| 6 | 0.367 | 48.43 | 58.56 | -10.13 | 38.42 | 9.63 | 0.04 | QP |
| 7 | 0.371 | 42.97 | 48.47 | -5.50 | 32.96 | 9.63 | 0.04 | Average |
| 8 | 0.371 | 47.37 | 58.47 | -11.10 | 37.36 | 9.63 | 0.04 | QP |
| 9 | 0.393 | 39.44 | 47.99 | -8.55 | 29.42 | 9.63 | 0.04 | Average |
| 10 | 0.393 | 42.82 | 57.99 | -15.17 | 32.80 | 9.63 | 0.04 | QP |
| 11 | 0.426 | 36.13 | 47.33 | -11.20 | 26.10 | 9.63 | 0.04 | Average |
| 12 | 0.426 | 38.65 | 57.33 | -18.68 | 28.62 | 9.63 | 0.04 | QP |

Note 1: Level (dBuV) = Read Level (dBuV) + LISN Factor (dB) + Cable Loss (dB) + Aux (dB).
2: Over Limit (dB) = Level (dBuV) – Limit Line (dBuV).

## Configuration 2: POE mode

| Modulation Mode | be EHT40_OFDMA | Test Freq. (MHz) | 5710 |
|---|---|---|---|
| Power Phase | Line | | |

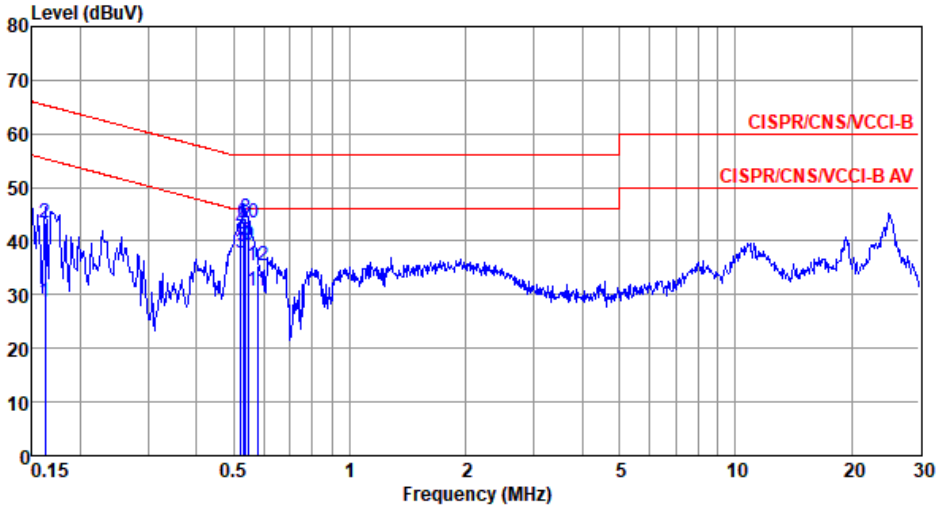


| | Freq MHz | Level dBuV | Limit Line dBuV | Over Limit dB | Read Level dBuV | LISN factor dB | cable loss dB | Remark |
|---|---|---|---|---|---|---|---|---|
| 1 | 0.162 | 28.60 | 55.34 | -26.74 | 18.76 | 9.65 | 0.03 | Average |
| 2 | 0.162 | 43.52 | 65.34 | -21.82 | 33.68 | 9.65 | 0.03 | QP |
| 3 | 0.521 | 37.82 | 46.00 | -8.18 | 27.89 | 9.64 | 0.05 | Average |
| 4 | 0.521 | 42.31 | 56.00 | -13.69 | 32.38 | 9.64 | 0.05 | QP |
| 5 | 0.529 | 38.88 | 46.00 | -7.12 | 28.95 | 9.64 | 0.05 | Average |
| 6 | 0.529 | 43.49 | 56.00 | -12.51 | 33.56 | 9.64 | 0.05 | QP |
| 7* | 0.538 | 39.88 | 46.00 | -6.12 | 29.94 | 9.64 | 0.05 | Average |
| 8 | 0.538 | 44.24 | 56.00 | -11.76 | 34.30 | 9.64 | 0.05 | QP |
| 9 | 0.546 | 39.21 | 46.00 | -6.79 | 29.27 | 9.64 | 0.05 | Average |
| 10 | 0.546 | 43.48 | 56.00 | -12.52 | 33.54 | 9.64 | 0.05 | QP |
| 11 | 0.576 | 30.82 | 46.00 | -15.18 | 20.88 | 9.64 | 0.05 | Average |
| 12 | 0.576 | 35.49 | 56.00 | -20.51 | 25.55 | 9.64 | 0.05 | QP |

Note 1: Level (dBuV) = Read Level (dBuV) + LISN Factor (dB) + Cable Loss (dB) + Aux (dB).
2: Over Limit (dB) = Level (dBuV) – Limit Line (dBuV).

| **Modulation Mode** | be EHT40_OFDMA | **Test Freq. (MHz)** | 5710 |
|---|---|---|---|
| **Power Phase** | Neutral | | |

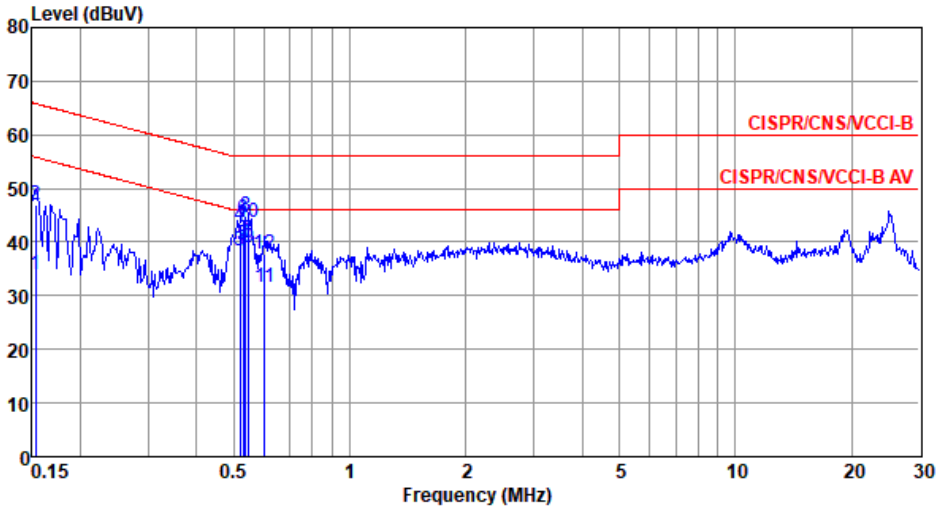


| | Freq MHz | Level dBuV | Limit Line dBuV | Over Limit dB | Read Level dBuV | LISN factor dB | cable loss dB | Remark |
|---|---|---|---|---|---|---|---|---|
| 1 | 0.153 | 33.99 | 55.82 | -21.83 | 24.10 | 9.64 | 0.03 | Average |
| 2 | 0.153 | 47.05 | 65.82 | -18.77 | 37.16 | 9.64 | 0.03 | QP |
| 3 | 0.518 | 38.47 | 46.00 | -7.53 | 28.41 | 9.63 | 0.05 | Average |
| 4 | 0.518 | 42.97 | 56.00 | -13.03 | 32.91 | 9.63 | 0.05 | QP |
| 5 | 0.529 | 39.65 | 46.00 | -6.35 | 29.59 | 9.63 | 0.05 | Average |
| 6 | 0.529 | 44.28 | 56.00 | -11.72 | 34.22 | 9.63 | 0.05 | QP |
| 7* | 0.538 | 40.30 | 46.00 | -5.70 | 30.24 | 9.63 | 0.05 | Average |
| 8 | 0.538 | 44.78 | 56.00 | -11.22 | 34.72 | 9.63 | 0.05 | QP |
| 9 | 0.546 | 39.09 | 46.00 | -6.91 | 29.03 | 9.63 | 0.05 | Average |
| 10 | 0.546 | 43.73 | 56.00 | -12.27 | 33.67 | 9.63 | 0.05 | QP |
| 11 | 0.601 | 31.69 | 46.00 | -14.31 | 21.62 | 9.63 | 0.05 | Average |
| 12 | 0.601 | 37.87 | 56.00 | -18.13 | 27.80 | 9.63 | 0.05 | QP |

Note 1: Level (dBuV) = Read Level (dBuV) + LISN Factor (dB) + Cable Loss (dB) + Aux (dB).
2: Over Limit (dB) = Level (dBuV) – Limit Line (dBuV).