FCC Radio Test Report

FCC ID	:	**A8J-ECW536**
Equipment	:	**EnGenius Cloud Wi-Fi 7 4x4x4 Tri-Band Indoor Access Point**
Brand Name	:	**EnGenius**
Model Name	:	**ECW536**
Applicant	:	**EnGenius Technologies 1580 Scenic Avenue, Costa Mesa, CA92626**
Manufacturer	:	**EnGenius Networks Inc. 10F., No.209, Sec. 1, Nangang Rd., Nangang Dist., Taipei City 115018, Taiwan**
Standard	:	**47 CFR FCC Part 15.407**

The product was received on Oct. 31, 2023, and testing was started from Nov. 08, 2023 and completed on Nov. 21, 2023. We, SPORTON INTERNATIONAL INC. Hsinhua Laboratory, would like to declare that the tested sample has been evaluated in accordance with the procedures given in ANSI C63.10-2013 and shown compliance with the applicable technical standards.

The test results in this report apply exclusively to the tested model / sample. Without written approval of SPORTON INTERNATIONAL INC. Hsinhua Laboratory, the test report shall not be reproduced except in full.

Approved by: Ben Tseng

SPORTON INTERNATIONAL INC. Hsinhua Laboratory

No.52, Huaya 1st Rd., Guishan Dist., Taoyuan City 333411, Taiwan (R.O.C.)

Table of Contents

HISTORY OF THIS TEST REPORT **3**

SUMMARY OF TEST RESULT **4**

1 GENERAL DESCRIPTION **5**

1.1 Information 5
1.2 Testing Applied Standards 10
1.3 Testing Location Information 10
1.4 Measurement Uncertainty 10

2 TEST CONFIGURATION OF EUT **11**

2.1 Test Channel Mode 11
2.2 The Worst Case Measurement Configuration 15
2.3 Accessories 16
2.4 Support Equipment 16
2.5 Test Setup Diagram 17

3 TRANSMITTER TEST RESULT **19**

3.1 AC Power-line Conducted Emissions 19
3.2 Emission Bandwidth 21
3.3 Maximum Conducted Output Power 22
3.4 Peak Power Spectral Density 24
3.5 Unwanted Emissions 26

4 TEST EQUIPMENT AND CALIBRATION DATA **30**

APPENDIX A. TEST RESULTS OF AC POWER-LINE CONDUCTED EMISSIONS

APPENDIX B. TEST RESULTS OF EMISSION BANDWIDTH

APPENDIX C. TEST RESULTS OF MAXIMUM CONDUCTED OUTPUT POWER

APPENDIX D. TEST RESULTS OF PEAK POWER SPECTRAL DENSITY

APPENDIX E. TEST RESULTS OF UNWANTED EMISSIONS

APPENDIX F. TEST RESULTS OF RADIATED EMISSION CO-LOCATION

APPENDIX G. TEST PHOTOS

PHOTOGRAPHS OF EUT V03

History of this test report

Report No.	Version	Description	Issued Date
FR381846AN	01	Initial issue of report	Feb. 01, 2024

Summary of Test Result

Report Clause	Ref. Std. Clause	Test Items	Result (PASS/FAIL)	Remark
1.1.2	15.203	Antenna Requirement	PASS	-
3.1	15.207	AC Power-line Conducted Emissions	PASS	-
3.2	15.407(a)	Emission Bandwidth	PASS	-
3.3	15.407(a)	Maximum Conducted Output Power	PASS	-
3.4	15.407(a)	Peak Power Spectral Density	PASS	-
3.5	15.407(b)	Unwanted Emissions	PASS	-

Declaration of Conformity:
The test results with all measurement uncertainty excluded are presented in accordance with the regulation limits or requirements declared by manufacturers.
Comments and explanations:
The EUT supports beamforming and CDD modes, and the CDD mode is the worst case. Therefore, all test items are evaluated in the report. The beamforming mode only evaluates the output power.

Reviewed by: Barry Hsiao

Report Producer: Amber Chiu

1 General Description

1.1 Information

1.1.1 RF General Information

Frequency Range (MHz)	IEEE Std. 802.11	Ch. Frequency (MHz)	Channel Number
5150-5250	a, n (HT20), ac (VHT20), ax(HEW20), be(EHT20)	5180-5240	36-48 [4]
5250-5350		5260-5320	52-64 [4]
5470-5725		5500-5700	100-140 [11]
Straddle 5720		5720	144 [1]
5725-5850		5745-5825	149-165 [5]
5150-5250	n (HT40), ac (VHT40), ax(HEW40), be(EHT40)	5190-5230	38-46 [2]
5250-5350		5270-5310	54-62 [2]
5470-5725		5510-5670	102-134 [5]
Straddle 5710		5710	142 [1]
5725-5850		5755-5795	151-159 [2]
5150-5250	ac (VHT80), ax(HEW80), be(EHT80)	5210	42 [1]
5250-5350		5290	58 [1]
5470-5725		5530-5610	106-122 [2]
Straddle 5690		5690	138 [1]
5725-5850		5775	155 [1]
5150-5350	ac (VHT160), ax(HEW160), be(EHT160)	5250	50 [1]
5470-5725		5570	114 [1]

Non-Beamforming

Band	Mode	BWch (MHz)	Nant
5.15-5.25GHz	802.11a	20	4TX
5.25-5.35GHz	802.11a	20	4TX
5.47-5.725GHz	802.11a	20	4TX
5.725-5.85GHz	802.11a	20	4TX
5.15-5.25GHz	802.11be EHT20	20	4TX
5.25-5.35GHz	802.11be EHT20	20	4TX
5.47-5.725GHz	802.11be EHT20	20	4TX
5.725-5.85GHz	802.11be EHT20	20	4TX
5.15-5.25GHz	802.11be EHT40	40	4TX
5.25-5.35GHz	802.11be EHT40	40	4TX
5.47-5.725GHz	802.11be EHT40	40	4TX

Band	Mode	BWch (MHz)	Nant
5.725-5.85GHz	802.11be EHT40	40	4TX
5.15-5.25GHz	802.11be EHT80	80	4TX
5.25-5.35GHz	802.11be EHT80	80	4TX
5.47-5.725GHz	802.11be EHT80	80	4TX
5.725-5.85GHz	802.11be EHT80	80	4TX
5.15-5.25GHz	802.11be EHT160	160	4TX
5.25-5.35GHz	802.11be EHT160	160	4TX
5.47-5.725GHz	802.11be EHT160	160	4TX

Beamforming

Band	Mode	BWch (MHz)	Nant
5.15-5.25GHz	802.11be EHT20-BF	20	4TX
5.25-5.35GHz	802.11be EHT20-BF	20	4TX
5.47-5.725GHz	802.11be EHT20-BF	20	4TX
5.725-5.85GHz	802.11be EHT20-BF	20	4TX
5.15-5.25GHz	802.11be EHT40-BF	40	4TX
5.25-5.35GHz	802.11be EHT40-BF	40	4TX
5.47-5.725GHz	802.11be EHT40-BF	40	4TX
5.725-5.85GHz	802.11be EHT40-BF	40	4TX
5.15-5.25GHz	802.11be EHT80-BF	80	4TX
5.25-5.35GHz	802.11be EHT80-BF	80	4TX
5.47-5.725GHz	802.11be EHT80-BF	80	4TX
5.725-5.85GHz	802.11be EHT80-BF	80	4TX
5.15-5.25GHz	802.11be EHT160-BF	160	4TX
5.25-5.35GHz	802.11be EHT160-BF	160	4TX
5.47-5.725GHz	802.11be EHT160-BF	160	4TX

Note:
- 11a, HT20 and HT40 use a combination of OFDM-BPSK, QPSK, 16QAM, 64QAM modulation.
- VHT20, VHT40, VHT80, VHT 160 use a combination of OFDM-BPSK, QPSK, 16QAM, 64QAM, 256QAM modulation.
- HEW20, HEW40, HEW80, HEW 160 use a combination of OFDMA-BPSK, QPSK, 16QAM, 64QAM, 256QAM, 1024QAM modulation.
- EHT20, EHT40, EHT80, EHT160 use a combination of OFDMA-BPSK, QPSK, 16QAM, 64QAM, 256QAM, 1024QAM, 4096QAM modulation.
- BWch is the nominal channel bandwidth.
- Evaluated EHT20/EHT40/EHT80/EHT160 mode only due to the similar modulation. The power setting of HT20/HT40/VHT20/VHT40/VHT80/VHT160/HEW20/HEW40/HEW80/HEW160. mode are the same or lower than EHT20/EHT40/EHT80/EHT160.

1.1.2 Antenna Information

Ant.	Brand	Model Name	Antenna Type	Connector	Support	Radio
1	Senao	5718A0738300	PIFA	I-Pex	2.4G	Radio 1
2	Senao	5718A0739300	PIFA	I-Pex	2.4G	
3	Senao	5718A0740300	PIFA	I-Pex	2.4G	
4	Senao	5718A0741300	PIFA	I-Pex	2.4G	
5	Senao	5718A0742300	PIFA	I-Pex	5G	Radio 2
6	Senao	5718A0743300	PIFA	I-Pex	5G	
7	Senao	5718A0744300	PIFA	I-Pex	5G	
8	Senao	5718A0745300	PIFA	I-Pex	5G	
9	ADVANCED WIRELESS & ANTENNA Inc.	A8P8P-100089	Alford loop	I-Pex	6E	Radio 3
10	ADVANCED WIRELESS & ANTENNA Inc.	A8P8P-100090	Alford loop	I-Pex	6E	
11	ADVANCED WIRELESS & ANTENNA Inc.	A8P8P-100091	Alford loop	I-Pex	6E	
12	ADVANCED WIRELESS & ANTENNA Inc.	A8P8P-100092	Alford loop	I-Pex	6E	
13	ADVANCED WIRELESS & ANTENNA Inc.	A8P8P-100093	Dipole	I-Pex	BT	-

Ant.	Port	Gain (dBi)									
		2.4G	BT	5G				6E			
				UNII-1	UNII-2A	UNII-2C	UNII-3	6.175G	6.475G	6.695G	6.995G
1	1	2.82	-	-	-	-	-	-	-	-	-
2	2	2.39	-	-	-	-	-	-	-	-	-
3	3	2.33	-	-	-	-	-	-	-	-	-
4	4	2.69	-	-	-	-	-	-	-	-	-
5	1	-	-	4.81	4.19	5.45	4.98	-	-	-	-
6	2	-	-	2.63	3.44	5.31	5.17	-	-	-	-
7	3	-	-	5.06	5.29	4.27	3.96	-	-	-	-
8	4	-	-	3.72	3.52	4.66	4.51	-	-	-	-
9	1	-	-	-	-	-	-	4.96	4.99	4.98	4.78
10	2	-	-	-	-	-	-	4.72	4.74	4.53	4.69
11	3	-	-	-	-	-	-	4.88	4.63	4.47	4.94
12	4	-	-	-	-	-	-	4.77	4.84	4.61	4.26
13	1	-	3.07	-	-	-	-	-	-	-	-

Composite Gain (dBi)									
	2.4G	UNII-1	UNII-2A	UNII-2C	UNII-3	6.175G	6.475G	6.695G	6.995G
DG [1SS]	6.46	7.31	7.57	8.57	8.92	9.98	9.93	9.53	9.86
DG [2SS]	3.46	5.06	5.29	5.57	5.92	6.98	6.93	6.53	6.86
DG [4SS]	2.82	5.06	5.29	5.45	5.17	4.96	4.99	4.98	4.94

Note 1: The EUT has thirteen antennas.

Note 2: The composite gain is derived as KDB 662911 D03 v01 which was used as directional gain. For more detail information, please refer to the Antenna Pattern Report AP381814.

For 2.4GHz function:

For IEEE 802.11 b/g/n/VHT/ax/be mode (4TX/4RX)

Ant. 1 (port 1), Ant. 2 (port 2), Ant. 3 (port 3) and Ant. 4 (port 4) could transmit/receive simultaneously.

For 5GHz function:

For IEEE 802.11 a/n/ac/ax/be mode (4TX/4RX)

Ant. 5 (port 1), Ant. 6 (port 2), Ant. 7 (port 3) and Ant. 8 (port 4) could transmit/receive simultaneously.

For 6GHz function:

For IEEE 802.11 ax/be mode (4TX/4RX)

Ant. 9 (port 1), Ant. 10 (port 2), Ant. 11(port 3) and Ant. 12 (port 4) could transmit/receive simultaneously.

For BT function:

For IEEE 802.15.1 Bluetooth mode (1TX/1RX)

Ant. 13 (port 1) could transmit/receive.

1.1.3 EUT Information

Operational Condition				
EUT Power Type	From AC Adapter			
EUT Function	☐	Outdoor AP	☒	Indoor AP
	☐	Fixed P2P AP	☐	Client
Beamforming Function	☒	With beamforming	☐	Without beamforming
TPC Function	☒	With TPC Function	☐	Without TPC Function
Weather Band	☒	With 5600~5650MHz	☐	Without 5600~5650MHz
Resource Unit(802.11ax)	☒	Full RU	☐	Partial RU

Type of EUT		
☒	Stand-alone	
☐	Combined (EUT where the radio part is fully integrated within another device)	
	Combined Equipment - Brand Name / Model No.:	…
☐	Plug-in radio (EUT intended for a variety of host systems)	
	Host System - Brand Name / Model No.:	
☐	Other:	

1.1.4 Mode Test Duty Cycle

Non-Beamforming

Mode	DC	DCF(dB)	T(s)	VBW(Hz)_1/T
802.11a_Nss1,(6Mbps)_4TX	0.942	0.26	1.977m	1k
802.11be EHT20_Nss1,(MCS0)_4TX	0.821	0.86	5.453m	300
802.11be EHT40_Nss1,(MCS0)_4TX	0.777	1.1	5.452m	300
802.11be EHT80_Nss1,(MCS0)_4TX	0.776	1.1	5.452m	300
802.11be EHT160_Nss1,(MCS0)_4TX	0.777	1.1	5.452m	300

Note. If DC < 0.98, the DCF was added while measuring Output power and PSD.

Beamforming

Mode	DC	DCF(dB)	T(s)	VBW(Hz)_1/T
802.11be EHT20-BF_Nss1,(MCS0)_4TX	0.821	0.86	5.453m	300
802.11be EHT40-BF_Nss1,(MCS0)_4TX	0.777	1.1	5.452m	300
802.11be EHT80-BF_Nss1,(MCS0)_4TX	0.776	1.1	5.452m	300
802.11be EHT160-BF_Nss1,(MCS0)_4TX	0.777	1.1	5.452m	300

Note. If DC < 0.98, the DCF was added while measuring Output power and PSD.

1.2 Testing Applied Standards

According to the specifications of the manufacturer, the EUT must comply with the requirements of the following standards:

- 47 CFR FCC Part 15
- ANSI C63.10-2013
- KDB 789033 D02 v02r01

The following reference test guidance is not within the scope of accreditation of TAF:

- KDB 662911 D01 v02r01
- KDB 662911 D03 v01
- KDB 414788 D01 v01r01

1.3 Testing Location Information

Test Lab. : Sporton International Inc. Hsinhua Laboratory				
☒ Hsinhua (**TAF:** 3785)	**ADD:** No.52, Huaya 1st Rd., Guishan Dist., Taoyuan City 333411, Taiwan (R.O.C.)			
	TEL: 886-3-327-3456		**FAX:** 886-3-327-0973	
Test site Designation No. TW3785 with FCC.				
Test Condition	**Test Site No.**	**Test Engineer**	**Test Environment**	**Test Date**
AC Conduction	CO04-HY	Simon Cheng	22.1~23.8°C / 56~61%	21/Nov/2023
RF Conducted	TH07-HY	Yuna Lin	22.2~23.6°C / 50~60%	10/Nov/2023~16/Nov/2023
Radiated (5G Below 1G)	03CH02-HY	Vasari Huang	23.4~23.8°C / 52~55%	10/Nov/2023
☒ Wenhua 3rd. (**TAF:** 3785)	**ADD:** No. 58, Aly. 75, Ln. 564, Wenhua 3rd Rd., Guishan Dist. Taoyuan City 333, Taiwan (R.O.C.)			
	TEL: 886-3-327-0868			
Test site Designation No. TW0036 with FCC.				
Test Condition	**Test Site No.**	**Test Engineer**	**Test Environment**	**Test Date**
Radiated (Above 1GHz)	03CH24-HY	Henry Ho	22.5~23.6°C / 50~52%	08/Nov/2023~09/Nov/2023
Radiated (Co-location)	03CH25-HY	Billy Wang	22.6~22.8°C / 51~54%	17/Nov/2023

1.4 Measurement Uncertainty

ISO/IEC 17025 requires that an estimate of the measurement uncertainties associated with the emissions test results be included in the report. The measurement uncertainties given below are based on a 95% confidence level (based on a coverage factor (k=2)

Test Items	**Uncertainty**	**Remark**
AC Power-line Conducted Emissions	4.53 dB	Confidence levels of 95%
Emission Bandwidth	3 MHz	Confidence levels of 95%
Maximum Conducted Output Power	2 dB	Confidence levels of 95%
Power Spectral Density	2 dB	Confidence levels of 95%
Unwanted Emissions	4.8 dB	Confidence levels of 95%
Temperature	0.41 °C	Confidence levels of 95%
Humidity	3.4 %	Confidence levels of 95%

2 Test Configuration of EUT

2.1 Test Channel Mode

Test Software Version	qdart_conn.win.1.0_installer_00099

Non-Beamforming

Mode	Power Setting
802.11a_Nss1,(6Mbps)_4TX	-
5180MHz	17.5
5200MHz	18.5
5240MHz	21
5260MHz	16.5
5300MHz	16
5320MHz	16
5500MHz	15
5580MHz	15.5
5700MHz	16
5720MHz Straddle 5.47-5.725GHz	16
5720MHz Straddle 5.725-5.85GHz	16
5745MHz	21
5785MHz	21
5825MHz	21
802.11be EHT20_Nss1,(MCS0)_4TX	-
5180MHz	17.5
5200MHz	18.5
5240MHz	21
5260MHz	16
5300MHz	16
5320MHz	16
5500MHz	14.5
5580MHz	15
5700MHz	15
5720MHz Straddle 5.47-5.725GHz	15
5720MHz Straddle 5.725-5.85GHz	15
5745MHz	21
5785MHz	21

Mode	Power Setting
5825MHz	21
802.11be EHT40_Nss1,(MCS0)_4TX	-
5190MHz	17
5230MHz	19
5270MHz	18
5310MHz	17
5510MHz	17.5
5550MHz	17.5
5670MHz	18
5710MHz Straddle 5.47-5.725GHz	18
5710MHz Straddle 5.725-5.85GHz	18
5755MHz	20
5795MHz	21
802.11be EHT80_Nss1,(MCS0)_4TX	-
5210MHz	17
5290MHz	17
5530MHz	17.5
5610MHz	18
5690MHz Straddle 5.47-5.725GHz	18
5690MHz Straddle 5.725-5.85GHz	18
5775MHz	19
802.11be EHT160_Nss1,(MCS0)_4TX	-
5250MHz Straddle 5.15-5.25GHz	15
5250MHz Straddle 5.25-5.35GHz	15
5570MHz	17

Beamforming

Mode	Power Setting
802.11be EHT20-BF_Nss1,(MCS0)_4TX	-
5180MHz	17.5
5200MHz	18.5
5240MHz	21
5260MHz	15.5
5300MHz	15.5
5320MHz	15.5
5500MHz	14
5580MHz	14.5
5700MHz	14.5
5720MHz Straddle 5.47-5.725GHz	15
5720MHz Straddle 5.725-5.85GHz	15
5745MHz	20.5
5785MHz	20.5
5825MHz	21
802.11be EHT40-BF_Nss1,(MCS0)_4TX	-
5190MHz	17
5230MHz	19
5270MHz	16
5310MHz	16
5510MHz	14.5
5550MHz	14.5
5670MHz	15
5710MHz Straddle 5.47-5.725GHz	15.5
5710MHz Straddle 5.725-5.85GHz	15.5
5755MHz	20
5795MHz	20.5
802.11be EHT80-BF_Nss1,(MCS0)_4TX	-
5210MHz	17
5290MHz	16
5530MHz	15
5610MHz	15
5690MHz Straddle 5.47-5.725GHz	15
5690MHz Straddle 5.725-5.85GHz	15
5775MHz	19

Mode	Power Setting
802.11be EHT160-BF_Nss1,(MCS0)_4TX	-
5250MHz Straddle 5.15-5.25GHz	15
5250MHz Straddle 5.25-5.35GHz	15
5570MHz	14.5

2.2 The Worst Case Measurement Configuration

The Worst Case Mode for Following Conformance Tests	
Tests Item	AC power-line conducted emissions
Condition	AC power-line conducted measurement for line and neutral Test Voltage: 120Vac / 60Hz
Operating Mode	CTX
1	Adapter Mode

The Worst Case Mode for Following Conformance Tests	
Tests Item	Emission Bandwidth Maximum Conducted Output Power Peak Power Spectral Density
Test Condition	Conducted measurement at transmit chains

The Worst Case Mode for Following Conformance Tests			
Tests Item	Unwanted Emissions		
Test Condition	Radiated measurement If EUT consist of multiple antenna assembly (multiple antenna are used in EUT regardless of spatial multiplexing MIMO configuration), the radiated test should be performed with highest antenna gain of each antenna type.		
Operating Mode < 1GHz	CTX		
1	Adapter Mode		
Operating Mode > 1GHz	CTX		
Orthogonal Planes of EUT	**X Plane**	**Y Plane**	**Z Plane**
Worst Planes of EUT			V

The Worst Case Mode for Following Conformance Tests	
Tests Item	Simultaneous Transmission Analysis
Operating Mode	CTX
1	WLAN 2.4GHz+WLAN 5GHz+WLAN 6GHz
Refer to Sporton Test Report No.: FA381846 for Co-location RF Exposure Evaluation and Appendix F for Radiated Emission Co-location.	

2.3 Accessories

Accessories				
Bracket	Brand Name	Dragonjet	Part Number	6301A6543000

Reminder: Regarding to more detail and other information, please refer to user manual.

2.4 Support Equipment

Support Equipment – AC Conduction					
No.	**Equipment**	**Brand Name**	**Model Name**	**FCC ID**	**Remark**
1	AC Adapter	ASIAN POWER DEVICES INC.	WA-48A12R	-	Provided by Customer

Support Equipment – Conducted					
No.	**Equipment**	**Brand Name**	**Model Name**	**FCC ID**	**Remark**
1	Notebook	DELL	E5410	-	-
2	Adapter for NB	DELL	HA65NM130	-	-
3	AC Adapter	ASIAN POWER DEVICES INC.	WA-48A12R	-	Provided by Customer

Support Equipment – Radiated					
No.	**Equipment**	**Brand Name**	**Model Name**	**FCC ID**	**Remark**
1	AC Adapter	ASIAN POWER DEVICES INC.	WA-48A12R	-	Provided by Customer

2.5 Test Setup Diagram

Test Setup Diagram – AC Line Conducted Emission Test

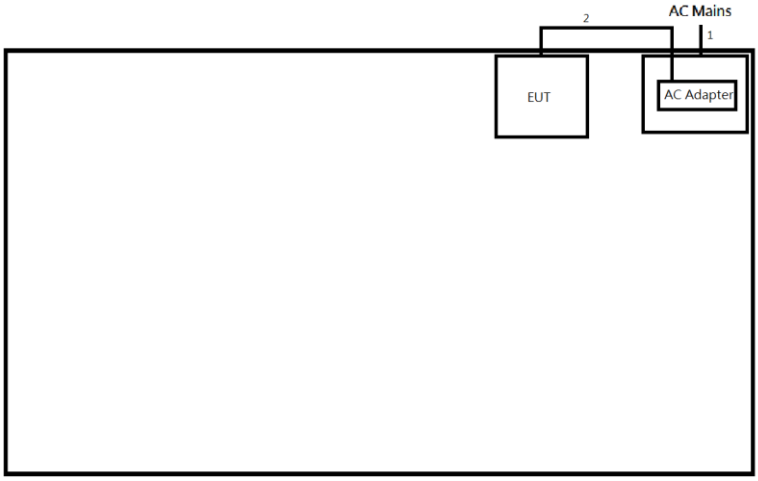

Item	Connection	Shielded	Length(m)	Remark
1	AC Power cable	No	1.8	-
2	DC Power cable	No	1.5	-

Test Setup Diagram - Radiated Test

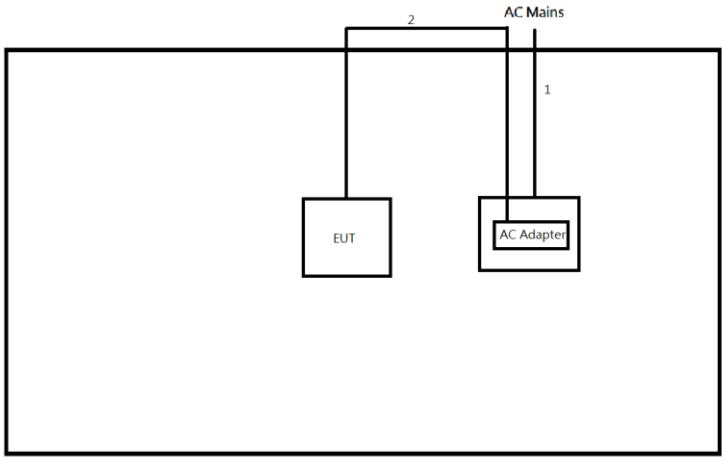

Item	Connection	Shielded	Length(m)	Remark
1	AC Power cable	No	1.8	-
2	DC Power cable	No	1.5	-

3 Transmitter Test Result

3.1 AC Power-line Conducted Emissions

3.1.1 AC Power-line Conducted Emissions Limit

AC Power-line Conducted Emissions Limit		
Frequency Emission (MHz)	**Quasi-Peak**	**Average**
0.15-0.5	66 - 56 *	56 - 46 *
0.5-5	56	46
5-30	60	50
Note 1: * Decreases with the logarithm of the frequency.		

3.1.2 Measuring Instruments

Refer a test equipment and calibration data table in this test report.

3.1.3 Test Procedures

Test Method
☒ Refer as ANSI C63.10-2013, clause 6.2 for AC power-line conducted emissions.

3.1.4 Measurement Results Calculation

The measured Level is calculated using:
Corrected Reading: Raw(Read Level) +LISN(LISN Factor) + CL(Cable Loss) + AT(Attenuator).

3.1.5 Test Setup

AC Power-line Conducted Emissions

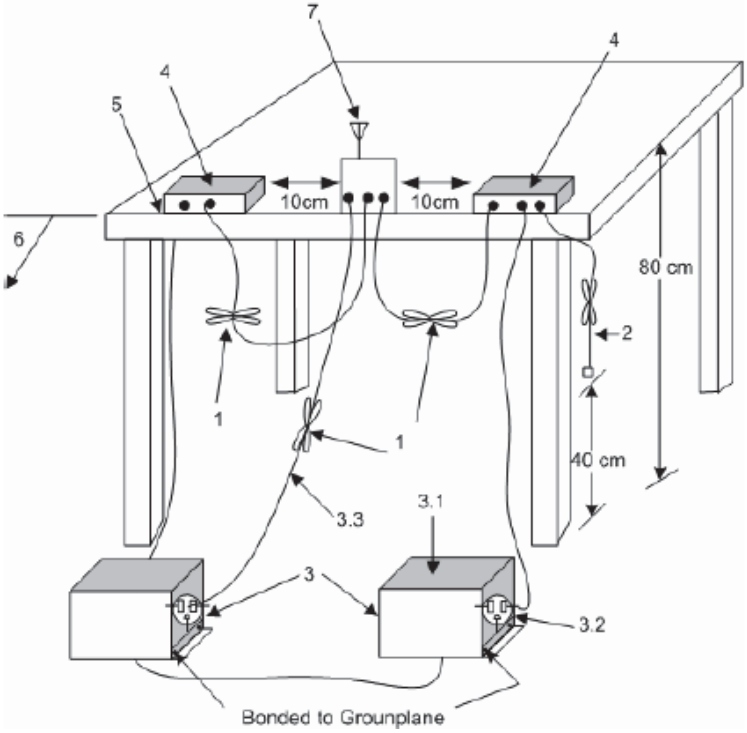

1—Interconnecting cables that hang closer than 40 cm to the ground plane shall be folded back and forth in the center forming a bundle 30 cm to 40 cm long.
2—The I/O cables that are not connected to an accessory shall be bundled in the center. The end of the cable may be terminated, if required, using the correct terminating impedance. The overall length shall not exceed 1 m.
3—EUT connected to one LISN. Unused LISN measuring port connectors shall be terminated in 50Ω loads. LISN may be placed on top of, or immediately beneath, reference ground plane.
3.1—All other equipment powered from additional LISN(s).
3.2—A multiple-outlet strip may be used for multiple power cords of non-EUT equipment.
3.3—LISN at least 80 cm from nearest part of EUT chassis.
4—Non-EUT components of EUT system being tested.
5—Rear of EUT, including peripherals, shall all be aligned and flush with edge of tabletop.
6—Edge of tabletop shall be 40 cm removed from a vertical conducting plane that is bonded to the ground plane.
7—Antenna can be integral or detachable. If detachable, then the antenna shall be attached for this test.

3.1.6 Test Result of AC Power-line Conducted Emissions

Refer as Appendix A

3.2 Emission Bandwidth

3.2.1 Emission Bandwidth Limit

Emission Bandwidth Limit
UNII Devices
☒ For the 5.15-5.25 GHz band, N/A
☒ For the 5.25-5.35 GHz band, N/A
☒ For the 5.47-5.725 GHz band, N/A
☒ For the 5.725-5.85 GHz band, 6 dB emission bandwidth ≥ 500kHz.

3.2.2 Measuring Instruments

Refer a test equipment and calibration data table in this test report.

3.2.3 Test Procedures

Test Method	
▪ For the emission bandwidth shall be measured using one of the options below:	
	☒ Refer as KDB 789033, clause C for EBW and clause D for OBW measurement.
	☐ Refer as ANSI C63.10, clause 6.9.3 for occupied bandwidth testing.
	☐ Refer as IC RSS-Gen, clause 6.7 for bandwidth testing.

3.2.4 Test Setup

Emission Bandwidth

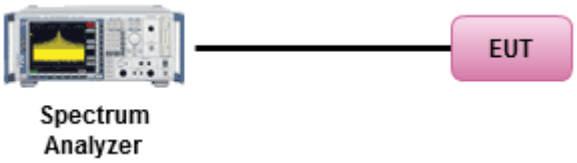

3.2.5 Test Result of Emission Bandwidth

Refer as Appendix B

3.3 Maximum Conducted Output Power

3.3.1 Maximum Conducted Output Power Limit

Maximum Conducted Output Power Limit	
UNII Devices	
☒	For the 5.15-5.25 GHz band:
	▪ Outdoor AP: the maximum conducted output power (P_{Out}) shall not exceed 1 W. If G_{TX} > 6 dBi, then P_{Out} = 30 – (G_{TX} – 6). e.i.r.p. at any elevation angle above 30 degrees ≤ 125mW [21dBm]
	▪ Indoor AP: the maximum conducted output power (P_{Out}) shall not exceed 1 W. If G_{TX} > 6 dBi, then P_{Out} = 30 – (G_{TX} – 6)
	▪ Point-to-point AP: the maximum conducted output power (P_{Out}) shall not exceed 1 W. If G_{TX} > 23 dBi, then P_{Out} = 30 – (G_{TX} – 23).
	▪ Mobile or Portable Client: the maximum conducted output power (P_{Out}) shall not exceed 250 mW. If G_{TX} > 6 dBi, then P_{Out} = 24 – (G_{TX} – 6).
☒	For the 5.25-5.35 GHz band, the maximum conducted output power (P_{Out}) shall not exceed 250 mW or 11 dBm + 10 log B, where B is the 26 dB emission bandwidth in MHz. If G_{TX} > 6 dBi, then P_{Out} = 24 – (G_{TX} – 6).
☒	For the 5.47-5.725 GHz band, the maximum conducted output power (P_{Out}) shall not exceed 250 mW or 11 dBm + 10 log B, where B is the 26 dB emission bandwidth in MHz. If G_{TX} > 6 dBi, then P_{Out} = 24 – (G_{TX} – 6).
☒	For the 5.725-5.85 GHz band:
	▪ Point-to-multipoint systems (P2M): the maximum conducted output power (P_{Out}) shall not exceed 1 W. If G_{TX} > 6 dBi, then P_{Out} = 30 – (G_{TX} – 6).
	▪ Point-to-point systems (P2P): the maximum conducted output power (P_{Out}) shall not exceed 1 W.
P_{Out} = maximum conducted output power in dBm, **G_{TX}** = the maximum transmitting antenna directional gain in dBi.	

3.3.2 Measuring Instruments

Refer a test equipment and calibration data table in this test report.

3.3.3 Test Procedures

Test Method	
▪ Maximum Conducted Output Power	
	Duty cycle ≥ 98%
	☐ Refer as KDB 789033, clause E Method SA-2 (spectral trace averaging).
	Duty cycle < 98%
	☒ Refer as KDB 789033, clause E Method SA-2 Alt. (RMS detection with slow sweep speed)
	Wideband RF power meter and average over on/off periods with duty factor
	☒ Refer as KDB 789033, clause E Method PM (using an RF average power meter).
▪ For conducted measurement.	
	▪ If the EUT supports multiple transmit chains using options given below: Refer as KDB 662911, In-band power measurements. Using the measure-and-sum approach, measured all transmit ports individually. Sum the power (in linear power units e.g., mW) of all ports for each individual sample and save them.
	▪ If multiple transmit chains, EIRP calculation could be following as methods: $P_{total} = P_1 + P_2 + \ldots + P_n$ (calculated in linear unit [mW] and transfer to log unit [dBm]) $EIRP_{total} = P_{total} + DG$

3.3.4 Test Setup

For Straddle channel

RF Output Power (Spectrum Analyzer)



For Other channel

RF Output Power (Power Meter)

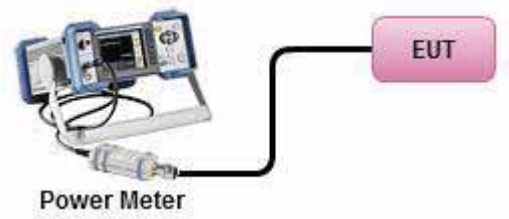

3.3.5 Test Result of Maximum Conducted Output Power

Refer as Appendix C

3.4 Peak Power Spectral Density

3.4.1 Peak Power Spectral Density Limit

Peak Power Spectral Density Limit	
UNII Devices	
☒	For the 5.15-5.25 GHz band:
	▪ Outdoor AP: the peak power spectral density (PPSD) shall not exceed 17dBm/MHz. If G_{TX} > 6 dBi, then P_{Out} = 17 – (G_{TX} – 6).
	▪ Indoor AP: the peak power spectral density (PPSD) shall not exceed 17dBm/MHz. If G_{TX} > 6 dBi, then P_{Out} = 17 – (G_{TX} – 6).
	▪ Point-to-point AP: the peak power spectral density (PPSD) shall not exceed 17dBm/MHz. If G_{TX} > 23 dBi, then P_{Out} = 17 – (G_{TX} – 23).
	▪ Mobile or Portable Client: the peak power spectral density (PPSD) ≤ 11 dBm/MHz. If G_{TX} > 6 dBi, then PPSD= 11 – (G_{TX} – 6)..
☒	For the 5.25-5.35 GHz band, the peak power spectral density (PPSD) ≤ 11 dBm/MHz. If G_{TX} > 6 dBi, then PPSD= 11 – (G_{TX} – 6).
☒	For the 5.47-5.725 GHz band, the peak power spectral density (PPSD) ≤ 11 dBm/MHz. If G_{TX} > 6 dBi, then PPSD= 11 – (G_{TX} – 6).
☒	For the 5.725-5.85 GHz band:
	▪ Point-to-multipoint systems (P2M): the peak power spectral density (PPSD) ≤ 30 dBm/500kHz. If G_{TX} > 6 dBi, then PPSD= 30 – (G_{TX} – 6).
	▪ Point-to-point systems (P2P): the peak power spectral density (PPSD) ≤ 30 dBm/500kHz.
PPSD = peak power spectral density that he same method as used to determine the conducted output power shall be used to determine the power spectral density. And power spectral density in dBm/MHz **G_{TX}** = the maximum transmitting antenna directional gain in dBi.	

3.4.2 Measuring Instruments

Refer a test equipment and calibration data table in this test report.

3.4.3 Test Procedures

Test Method		
▪ Peak power spectral density procedures that the same method as used to determine the conducted output power shall be used to determine the peak power spectral density and use the peak search function on the spectrum analyzer to find the peak of the spectrum. For the peak power spectral density shall be measured using below options:		
	☐ Refer as KDB 789033, F)5) power spectral density can be measured using resolution bandwidths < 1 MHz provided that the results are integrated over 1 MHz bandwidth	
	Duty cycle ≥ 98%	
	☐ Refer as KDB 789033, clause E Method SA-2 (spectral trace averaging).	
	Duty cycle < 98%	
	☒ Refer as KDB 789033, clause E Method SA-2 Alt. (RMS detection with slow sweep speed)	
▪ For conducted measurement.		
	▪ If the EUT supports multiple transmit chains using options given below:	
		▪ Measure and sum the spectra across the outputs. Refer as KDB 662911, In-band power spectral density (PSD). Sample all transmit ports simultaneously using a spectrum analyzer for each transmit port. Where the trace bin-by-bin of each transmit port summing can be performed. (i.e., in the first spectral bin of output 1 is summed with that in the first spectral bin of output 2 and that from the first spectral bin of output 3, and so on up to the NTX output to obtain the value for the first frequency bin of the summed spectrum.). Add up the amplitude (power) values for the different transmit chains and use this as the new data trace.
	▪	If multiple transmit chains, EIRP PPSD calculation could be following as methods: $PPSD_{total} = PPSD_1 + PPSD_2 + \ldots + PPSD_n$ (calculated in linear unit [mW] and transfer to log unit [dBm]) $EIRP_{total} = PPSD_{total} + DG$

3.4.4 Test Setup

Power Spectral Density


3.4.5 Test Result of Peak Power Spectral Density

Refer as Appendix D

3.5 Unwanted Emissions

3.5.1 Transmitter Radiated Unwanted Emissions Limit

Unwanted emissions below 1 GHz and restricted band emissions above 1GHz limit			
Frequency Range (MHz)	**Field Strength (uV/m)**	**Field Strength (dBuV/m)**	**Measure Distance (m)**
0.009~0.490	2400/F(kHz)	48.5 - 13.8	300
0.490~1.705	24000/F(kHz)	33.8 - 23	30
1.705~30.0	30	29	30
30~88	100	40	3
88~216	150	43.5	3
216~960	200	46	3
Above 960	500	54	3

Note 1: Test distance for frequencies at or above 30 MHz, measurements may be performed at a distance other than the limit distance provided they are not performed in the near field and the emissions to be measured can be detected by the measurement equipment. When performing measurements at a distance other than that specified, the results shall be extrapolated to the specified distance using an extrapolation factor of 20 dB/decade (inverse of linear distance for field-strength measurements, inverse of linear distance-squared for power-density measurements).

Note 2: Test distance for frequencies at below 30 MHz, measurements may be performed at a distance closer than the EUT limit distance; however, an attempt should be made to avoid making measurements in the near field. When performing measurements below 30 MHz at a closer distance than the limit distance, the results shall be extrapolated to the specified distance by either making measurements at a minimum of two or more distances on at least one radial to determine the proper extrapolation factor or by using the square of an inverse linear distance extrapolation factor (40 dB/decade). The test report shall specify the extrapolation method used to determine compliance of the EUT.

Note 3: Using the distance of 1m during the test for above 18 GHz, and the test value to correct for the distance factor at 3m.

Un-restricted band emissions above 1GHz Limit	
Operating Band	**Limit**
5.15 - 5.25 GHz	e.i.r.p. -27 dBm [68.2 dBuV/m@3m]
5.25 - 5.35 GHz	e.i.r.p. -27 dBm [68.2 dBuV/m@3m]
5.47 - 5.725 GHz	e.i.r.p. -27 dBm [68.2 dBuV/m@3m]
5.725 - 5.85 GHz	5.650-5700 GHz: e.i.r.p. -27 ~ 10 dBm [68.2 ~ 105.2 dBuV/m@3m] 5.700-5720 GHz: e.i.r.p. 10 ~ 15.6 dBm [105.2 ~ 110.8 dBuV/m@3m] 5.720-5725 GHz: e.i.r.p. 15.6 ~ 27 dBm [110.8 ~ 122.2 dBuV/m@3m] 5.850-5.855 GHz: e.i.r.p. 27 ~ 15.6 dBm [122.2 ~ 110.8 dBuV/m@3m] 5.855-5.875 GHz: e.i.r.p. 15.6 ~ 10 dBm [110.8 ~ 105.2 dBuV/m@3m] 5.875-5.925 GHz: e.i.r.p. 10 ~ -27 dBm [105.2 ~ 68.2dBuV/m@3m] Other un-restricted band: e.i.r.p. -27 dBm [68.2 dBuV/m@3m]

Note 1: Measurements may be performed at a distance other than the limit distance provided they are not performed in the near field and the emissions to be measured can be detected by the measurement equipment. When performing measurements at a distance other than that specified, the results shall be extrapolated to the specified distance using an extrapolation factor of 20 dB/decade (inverse of linear distance for field-strength measurements, inverse of linear distance-squared for power-density measurements).

3.5.2 Measuring Instruments

Refer a test equipment and calibration data table in this test report.

3.5.3 Test Procedures

Test Method			
▪ Measurements may be performed at a distance other than the limit distance provided they are not performed in the near field and the emissions to be measured can be detected by the measurement equipment. Measurements shall not be performed at a distance greater than 30 m for frequencies above 30 MHz, unless it can be further demonstrated that measurements at a distance of 30 m or less are impractical. When performing measurements at a distance other than that specified, the results shall be extrapolated to the specified distance using an extrapolation factor of 20 dB/decade (inverse of linear distance for field-strength measurements, inverse of linear distance-squared for power-density measurements).			
▪ The average emission levels shall be measured in [duty cycle ≥ 98 or duty factor].			
▪ For the transmitter unwanted emissions shall be measured using following options below:			
	▪ Refer as KDB 789033, clause G)2) for unwanted emissions into non-restricted bands.		
	▪ Refer as KDB 789033, clause G)1) for unwanted emissions into restricted bands.		
		☒ Refer as KDB 789033, G)6) Method VB (ANSI C63.10, clause 4.1.4.2.3), Reduced VBW.	
		☒ Refer as KDB 789033, clause G)5) (ANSI C63.10, clause 4.1.4.2.2), measurement procedure peak limit.	
▪ For radiated measurement.			
	▪ Refer as ANSI C63.10, clause 6.4 for radiated emissions below 30 MHz and test distance is 3m.		
	▪ Refer as ANSI C63.10, clause 6.5 for radiated emissions 30 MHz to 1 GHz and test distance is 3m.		
	▪ Refer as ANSI C63.10, clause 6.6 for radiated emissions above 1GHz.		
▪ The any unwanted emissions level shall not exceed the fundamental emission level.			
▪ All amplitude of spurious emissions that are attenuated by more than 20 dB below the permissible value has no need to be reported.			
▪ Use the following spectrum analyzer settings:			
	▪ Set RBW=100 kHz for f < 1 GHz; VBW=3 * RBW; Sweep = auto; Detector function = peak; Trace = max hold.		
	▪ Set RBW = 1 MHz, VBW= 3MHz for f ≥ 1 GHz for peak measurement. For average measurement, refer as 1.1.4.		
▪ KDB 414788 Open-Field Test Sites and Chamber Correlation Justification.			
	▪ Based on FCC 15.31(f)(2): measurements may be performed at a distance closer than that specified in regulations; however, an attempt should be made to avoid making measurements in the near field.		
	▪ Open-field site and chamber correlation testing had been performed and chamber measured test result is the worst case test result.		

3.5.4 Measurement Results Calculation

The measured Level is calculated using:

Corrected Reading: Raw(Read Level) + AF(Antenna Factor) + CL(Cable Loss) - PA(Preamp Factor)

3.5.5 Test Setup

Transmitter Radiated Unwanted Emissions

9kHz ~30MHz

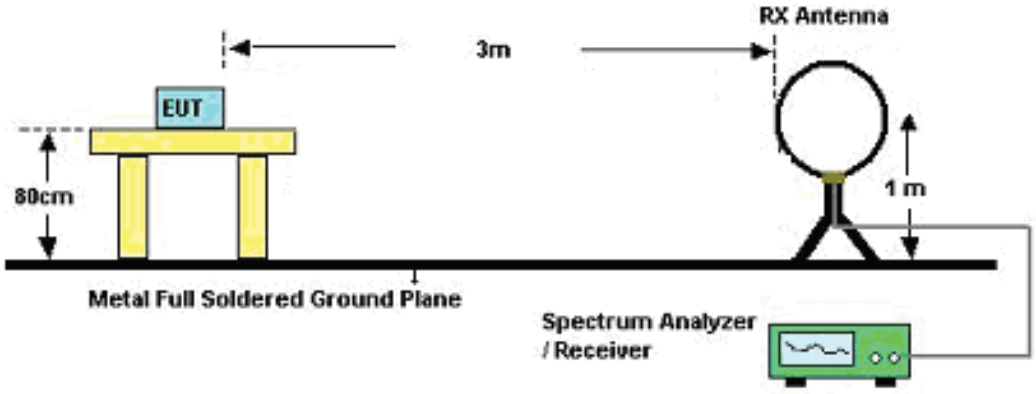

30MHz~1GHz

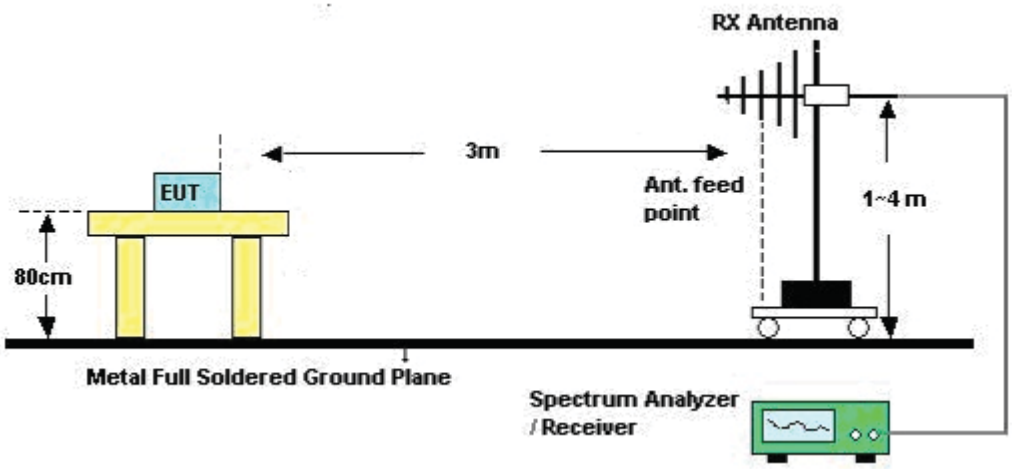

Above 1GHz

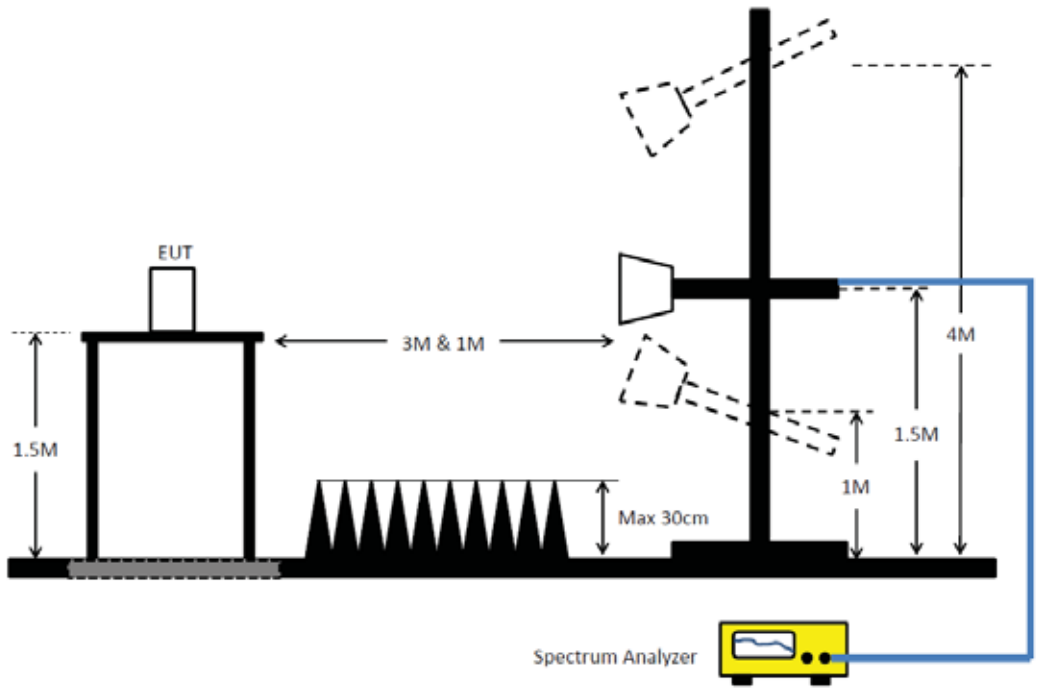

3.5.6 Transmitter Unwanted Emissions (Below 30MHz)

The amplitude of spurious emissions which are attenuated by more than 20dB below the permissible value has no need to be reported.

3.5.7 Test Result of Transmitter Unwanted Emissions

Refer as Appendix E

4 Test Equipment and Calibration Data

Instrument for AC Conduction

Instrument	Manufacturer /Brand	Model No.	Serial No.	Spec.	Calibration Date	Calibration Due Date
EMI Test Receiver	R&S	ESR	102051	9kHz ~ 3.6GHz	16/May/2023	15/May/2024
Two-Line V-Network	R&S	ENV 216	100003	9kHz ~ 30MHz	07/Sep/2023	06/Sep/2024
RF Cable 5m	TITAN	TITAN	CO04-cable-01	9 kHz~200MHz	28/Feb/2023	27/Feb/2024
Impuls Begrenzer Pulse Limiter	SCHWARZBECK	VTSD 9561-F	9561-F041	9kHz ~ 30MHz	18/Oct/2023	17/Oct/2024
Software	Sporton	SENSE-EMI	V5.11.3	-	NCR	NCR

NCR: No Calibration Required

Instrument for Conducted Test

Instrument	Manufacturer /Brand	Model No.	Serial No.	Spec.	Calibration Date	Calibration Due Date
Signal Analyzer	R&S	FSV 40	101515	9kHz~40GHz	14/Feb/2023	13/Feb/2024
SMB100A Signal Generator	R&S	SMB100A	177785	1MHz~40GHz	19/Sep/2023	18/Sep/2024
Pulse Sensor	Anritsu	MA2411B	1339407	300MHz~40GHz	14/Dec/2022	13/Dec/2023
Power Meter	Anritsu	ML2495A	1517010	300MHz~40GHz	14/Dec/2022	13/Dec/2023
SENSE-15407_NII	Sporton	V5.11.13	N/A	N/A	N/A	N/A

Instrument for Radiated Test (03CH02-HY)

Instrument	Manufacturer /Brand	Model No.	Serial No.	Spec.	Calibration Date	Calibration Due Date
3m Semi Anechoic Chamber	SIDT FRANKONIA	SAC-3M	03CH02-HY	30MHz~1GHz 3m	29/Jul/2023	28/Jul/2024
EMI Test Receiver	R&S	ESR	102052	9kHz~3.6GHz	26/May/2023	25/May/2024
Signal Analyzer	R&S	FSP 40	100305	9kHz~40GHz	25/Mar/2023	24/Mar/2024
Loop Antenna	TESEQ	HLA 6120	31244	9kHz~30MHz	23/Mar/2023	22/Mar/2024
Bilog Antenna & 5dB Attenuator	SCHAFFNER / MTJ	CBL 6112B / MTJ6102-05	2723/2	30MHz~1GHz	27/Aug/2023	26/Aug/2024
RF Cable	MVE	400LL+SN 200207	03CH02-cable-02	9kHz~30MHz	20/Dec/2022	19/Dec/2023
RF Cable	MVE	400LL+SN 200207	03CH02-cable-02	30MHz~1GHz	20/Dec/2022	19/Dec/2023
Amplifier	Aglient	8447D	2944A11149	100kHz~1.3GHz	27/Jun/2023	26/Jun/2024
SENSE-15407-NII	Sporton	V5.11.13	N/A	N/A	N/A	N/A

Instrument for Radiated Test (03CH24-HY)

Instrument	Manufacturer /Brand	Model No.	Serial No.	Spec.	Calibration Date	Calibration Due Date
3m Semi Anechoic Chamber	TDK	SAC-3M	03CH24-HY	1GHz~18GHz 3m	03/Aug/2023	02/Aug/2024
Signal Analyzer	ROHDE&SCHWARZ	FSV3044	101345	10Hz~44GHz	10/Aug/2023	09/Aug/2024
Double Ridged Guide Horn Antenna	SCHWARZBECK	BBHA 9120 D	02744	1GHz~18GHz	17/Aug/2023	16/Aug/2024
Broadband Horn Antenna	SCHWARZBECK	BBHA 9170	01248	18GHz~40GHz	21/Aug/2023	20/Aug/2024
RF Cable	HUBER+SUHNER	SUOFLEX 104	CB002	1GHz~40GHz	21/Jul/2023	20/Jul/2024
Amplifier	EM	EM01G18G	060870	1GHz ~18GHz	10/Aug/2023	09/Aug/2024
Microwave Premplifier	EMC INSTRUMENTS	EM18G40G	060604	18GHz ~ 40GHz	16/Mar/2023	15/Mar/2024
SENSE-15407-NII	Sporton	V5.11.13	N/A	N/A	N/A	N/A

Instrument for Radiated Test (03CH25-HY)

Instrument	Manufacturer /Brand	Model No.	Serial No.	Spec.	Calibration Date	Calibration Due Date
3m Semi Anechoic Chamber	TDK	SAC-3M	03CH25-HY	1GHz~18GHz 3m	09/Aug/2023	08/Aug/2024
Signal Analyzer	ROHDE&SCHWARZ	FSV40	101500	10Hz ~ 40 GHz	26/Oct/2023	25/Oct/2024
Double Ridged Guide Horn Antenna	SCHWARZBECK	BBHA 9120 D	02876	1GHz~18GHz	12/Jul/2023	11/Jul/2024
Broadband Horn Antenna	SCHWARZBECK	BBHA 9170	BBHA 9170154	18GHz ~ 40GHz	01/Jun/2023	31/May/2024
RF Cable	HUBER+SUHNER	SUOFLEX 104	CB007	1GHz~40GHz	24/Apr/2023	23/Apr/2024
Preamplifier	SGH	PRAMP 118-H	20230515-3	1GHz ~18GHz	25/May/2023	24/May/2024
Microwave Premplifier	EMC INSTRUMENTS	EM18G40G	060604	18GHz ~ 40GHz	16/Mar/2023	15/Mar/2024
SENSE-EMI	Sporton	V5.11.6	N/A	N/A	N/A	N/A

Summary

Mode	Result	Type	Freq (Hz)	Level (dBuV)	Limit (dBuV)	Margin (dB)	Condition
Mode 1	Pass	QP	151.202k	48.95	65.92	-16.97	Neutral

Result

Mode	Result	Type	Freq (Hz)	Level (dBuV)	Limit (dBuV)	Margin (dB)	Condition
Mode 1	Pass	QP	158.622k	47.73	65.54	-17.81	Line
Mode 1	Pass	AV	158.622k	29.89	55.54	-25.65	Line
Mode 1	Pass	QP	265.468k	36.14	61.26	-25.12	Line
Mode 1	Pass	AV	265.468k	24.30	51.26	-26.96	Line
Mode 1	Pass	QP	408.557k	29.48	57.68	-28.20	Line
Mode 1	Pass	AV	408.557k	21.37	47.68	-26.31	Line
Mode 1	Pass	QP	649.178k	28.95	56.00	-27.05	Line
Mode 1	Pass	AV	649.178k	24.33	46.00	-21.67	Line
Mode 1	Pass	QP	2.754M	30.20	56.00	-25.80	Line
Mode 1	Pass	AV	2.754M	25.75	46.00	-20.25	Line
Mode 1	Pass	QP	13.761M	19.95	60.00	-40.05	Line
Mode 1	Pass	AV	13.761M	17.28	50.00	-32.72	Line
Mode 1	Pass	QP	151.202k	48.95	65.92	-16.97	Neutral
Mode 1	Pass	AV	151.202k	31.95	55.92	-23.97	Neutral
Mode 1	Pass	QP	201.551k	42.36	63.55	-21.19	Neutral
Mode 1	Pass	AV	201.551k	26.23	53.55	-27.32	Neutral
Mode 1	Pass	QP	473.588k	27.31	56.46	-29.15	Neutral
Mode 1	Pass	AV	473.588k	20.24	46.46	-26.22	Neutral
Mode 1	Pass	QP	611.446k	27.63	56.00	-28.37	Neutral
Mode 1	Pass	AV	611.446k	23.37	46.00	-22.63	Neutral
Mode 1	Pass	QP	3.019M	27.97	56.00	-28.03	Neutral
Mode 1	Pass	AV	3.019M	24.08	46.00	-21.92	Neutral
Mode 1	Pass	QP	20.35M	24.20	60.00	-35.80	Neutral
Mode 1	Pass	AV	20.35M	21.07	50.00	-28.93	Neutral

Conducted Emissions at Powerline_Mode 1

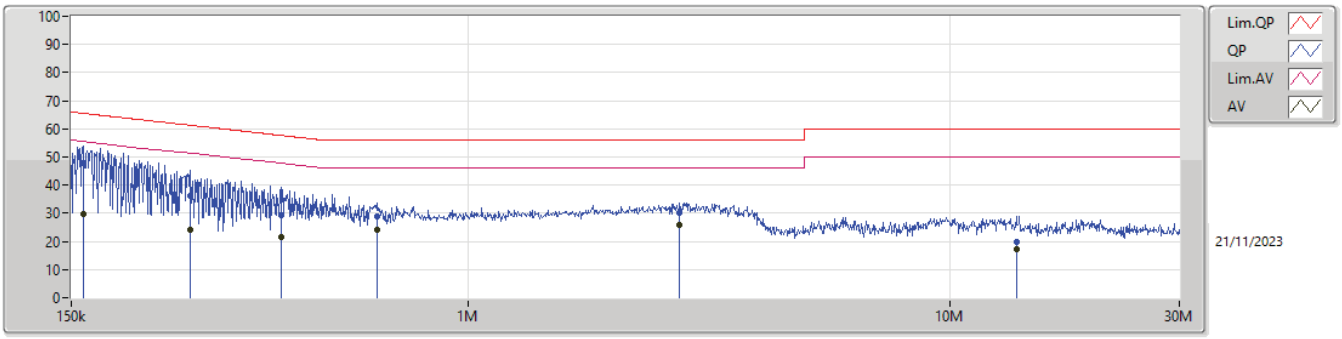

Type	Freq	Level	Limit	Margin	Factor	Condition	Comment	Raw	LISN	CL	AT
	(Hz)	(dBuV)	(dBuV)	(dB)	(dB)			(dBuV)	(dB)	(dB)	(dB)
QP	158.622k	47.73	65.54	-17.81	19.34	Line	-	28.39	9.57	0.03	9.74
AV	158.622k	29.89	55.54	-25.65	19.34	Line	-	10.55	9.57	0.03	9.74
QP	265.468k	36.14	61.26	-25.12	19.30	Line	-	16.84	9.56	0.03	9.71
AV	265.468k	24.30	51.26	-26.96	19.30	Line	-	5.00	9.56	0.03	9.71
QP	408.557k	29.48	57.68	-28.20	19.37	Line	-	10.11	9.57	0.04	9.76
AV	408.557k	21.37	47.68	-26.31	19.37	Line	-	2.00	9.57	0.04	9.76
QP	649.178k	28.95	56.00	-27.05	19.40	Line	-	9.55	9.57	0.05	9.78
AV	649.178k	24.33	46.00	-21.67	19.40	Line	-	4.93	9.57	0.05	9.78
QP	2.754M	30.20	56.00	-25.80	19.49	Line	-	10.71	9.59	0.10	9.80
AV	2.754M	25.75	46.00	-20.25	19.49	Line	-	6.26	9.59	0.10	9.80
QP	13.761M	19.95	60.00	-40.05	19.76	Line	-	0.19	9.71	0.23	9.82
AV	13.761M	17.28	50.00	-32.72	19.76	Line	-	-2.48	9.71	0.23	9.82

Conducted Emissions at Powerline_Mode 1

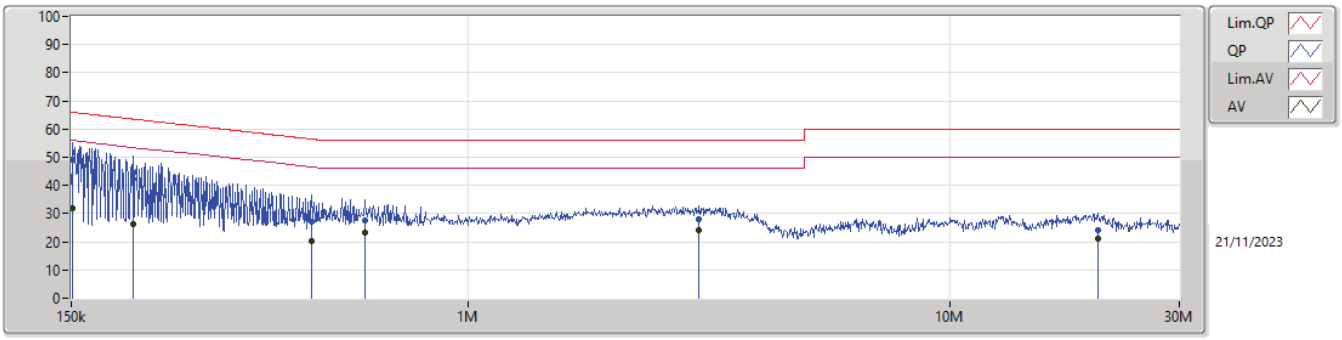

Type	Freq	Level	Limit	Margin	Factor	Condition	Comment	Raw	LISN	CL	AT
	(Hz)	(dBuV)	(dBuV)	(dB)	(dB)			(dBuV)	(dB)	(dB)	(dB)
QP	151.202k	48.95	65.92	-16.97	19.41	Neutral	-	29.54	9.62	0.03	9.76
AV	151.202k	31.95	55.92	-23.97	19.41	Neutral	-	12.54	9.62	0.03	9.76
QP	201.551k	42.36	63.55	-21.19	19.33	Neutral	-	23.03	9.62	0.03	9.68
AV	201.551k	26.23	53.55	-27.32	19.33	Neutral	-	6.90	9.62	0.03	9.68
QP	473.588k	27.31	56.46	-29.15	19.43	Neutral	-	7.88	9.62	0.04	9.77
AV	473.588k	20.24	46.46	-26.22	19.43	Neutral	-	0.81	9.62	0.04	9.77
QP	611.446k	27.63	56.00	-28.37	19.44	Neutral	-	8.19	9.62	0.04	9.78
AV	611.446k	23.37	46.00	-22.63	19.44	Neutral	-	3.93	9.62	0.04	9.78
QP	3.019M	27.97	56.00	-28.03	19.55	Neutral	-	8.42	9.65	0.11	9.79
AV	3.019M	24.08	46.00	-21.92	19.55	Neutral	-	4.53	9.65	0.11	9.79
QP	20.35M	24.20	60.00	-35.80	20.04	Neutral	-	4.16	9.94	0.27	9.83
AV	20.35M	21.07	50.00	-28.93	20.04	Neutral	-	1.03	9.94	0.27	9.83

Summary

Mode	Max-N dB (Hz)	Max-OBW (Hz)	ITU-Code	Min-N dB (Hz)	Min-OBW (Hz)
5.15-5.25GHz	-	-	-	-	-
802.11a_Nss1,(6Mbps)_4TX	23.98M	17.305M	17M3D1D	21.23M	16.58M
802.11be EHT20_Nss1,(MCS0)_4TX	23.485M	19.115M	19M1D1D	21.23M	18.966M
802.11be EHT40_Nss1,(MCS0)_4TX	44.55M	37.981M	38M0D1D	40.04M	37.731M
802.11be EHT80_Nss1,(MCS0)_4TX	83.6M	77.561M	77M6D1D	81.4M	77.461M
802.11be EHT160_Nss1,(MCS0)_4TX	82.08M	77.481M	77M5D1D	80.24M	77.321M
5.25-5.35GHz	-	-	-	-	-
802.11a_Nss1,(6Mbps)_4TX	22.33M	16.932M	16M9D1D	20.9M	16.58M
802.11be EHT20_Nss1,(MCS0)_4TX	22.55M	19.065M	19M1D1D	20.625M	18.941M
802.11be EHT40_Nss1,(MCS0)_4TX	42.24M	37.931M	37M9D1D	40.59M	37.831M
802.11be EHT80_Nss1,(MCS0)_4TX	84.92M	77.561M	77M6D1D	82.5M	77.361M
802.11be EHT160_Nss1,(MCS0)_4TX	81.36M	77.561M	77M6D1D	79.6M	77.401M
5.47-5.725GHz	-	-	-	-	-
802.11a_Nss1,(6Mbps)_4TX	22.55M	16.822M	16M8D1D	15.765M	13.298M
802.11be EHT20_Nss1,(MCS0)_4TX	23.65M	19.24M	19M2D1D	15.285M	14.483M
802.11be EHT40_Nss1,(MCS0)_4TX	41.91M	38.031M	38M0D1D	35.035M	33.898M
802.11be EHT80_Nss1,(MCS0)_4TX	88.22M	77.661M	77M7D1D	76.05M	73.463M
802.11be EHT160_Nss1,(MCS0)_4TX	161.92M	156.722M	157MD1D	159.72M	156.522M
5.725-5.85GHz	-	-	-	-	-
802.11a_Nss1,(6Mbps)_4TX	16.61M	16.954M	17M0D1D	3.14M	4.158M
802.11be EHT20_Nss1,(MCS0)_4TX	19.14M	19.115M	19M1D1D	4.48M	4.518M
802.11be EHT40_Nss1,(MCS0)_4TX	38.17M	38.031M	38M0D1D	4M	4.078M
802.11be EHT80_Nss1,(MCS0)_4TX	78.1M	77.561M	77M6D1D	3.98M	5.397M

Max-N dB = Maximum 6dB down bandwidth for 5.725-5.85GHz band / Maximum 26dB down bandwidth for other band;
Max-OBW = Maximum 99% occupied bandwidth;
Min-N dB = Minimum 6dB down bandwidth for 5.725-5.85GHz band / Maximum 26dB down bandwidth for other band;
Min-OBW = Minimum 99% occupied bandwidth

Result

Mode	Result	Limit (Hz)	Port 1-N dB (Hz)	Port 1-OBW (Hz)	Port 2-N dB (Hz)	Port 2-OBW (Hz)	Port 3-N dB (Hz)	Port 3-OBW (Hz)	Port 4-N dB (Hz)	Port 4-OBW (Hz)
802.11a_Nss1,(6Mbps)_4TX	-	-	-	-	-	-	-	-	-	-
5180MHz	Pass	Inf	22M	16.668M	21.725M	16.58M	21.725M	16.778M	21.67M	16.712M
5200MHz	Pass	Inf	21.67M	16.712M	21.23M	16.69M	22.88M	16.822M	21.78M	16.646M
5240MHz	Pass	Inf	23.98M	16.778M	22.55M	16.58M	23.485M	17.305M	23.43M	17.019M
5260MHz	Pass	Inf	21.395M	16.932M	21.34M	16.602M	21.835M	16.822M	21.945M	16.69M
5300MHz	Pass	Inf	22.22M	16.624M	21.945M	16.58M	22.165M	16.756M	21.34M	16.712M
5320MHz	Pass	Inf	20.9M	16.712M	22.33M	16.712M	22.11M	16.778M	21.835M	16.58M
5500MHz	Pass	Inf	21.56M	16.778M	22.55M	16.624M	21.89M	16.668M	21.56M	16.668M
5580MHz	Pass	Inf	21.725M	16.69M	21.23M	16.646M	21.56M	16.646M	21.505M	16.822M
5700MHz	Pass	Inf	21.34M	16.58M	21.615M	16.712M	21.505M	16.558M	21.835M	16.558M
5720MHz Straddle 5.47-5.725GHz	Pass	Inf	15.99M	13.418M	16.32M	13.358M	15.765M	13.298M	16.095M	13.403M
5720MHz Straddle 5.725-5.85GHz	Pass	500k	3.14M	4.398M	3.22M	4.318M	3.2M	4.158M	3.22M	4.158M
5745MHz	Pass	500k	16.555M	16.888M	16.61M	16.602M	16.39M	16.8M	16.445M	16.778M
5785MHz	Pass	500k	16.555M	16.668M	16.555M	16.646M	16.445M	16.954M	16.555M	16.602M
5825MHz	Pass	500k	16.555M	16.822M	16.555M	16.734M	16.39M	16.888M	16.335M	16.734M
802.11be EHT20_Nss1,(MCS0)_4TX	-	-	-	-	-	-	-	-	-	-
5180MHz	Pass	Inf	22M	19.04M	21.89M	19.015M	21.34M	19.015M	21.835M	18.966M
5200MHz	Pass	Inf	21.23M	19.04M	21.505M	19.09M	21.45M	19.015M	21.945M	18.966M
5240MHz	Pass	Inf	23.485M	19.115M	21.78M	19.04M	22M	19.065M	22.33M	19.065M
5260MHz	Pass	Inf	21.725M	19.04M	21.12M	19.04M	21.945M	18.991M	21.78M	18.941M
5300MHz	Pass	Inf	22.55M	19.04M	21.285M	18.966M	20.625M	19.065M	21.615M	18.991M
5320MHz	Pass	Inf	21.89M	19.015M	21.615M	19.04M	22.22M	18.991M	22.165M	18.991M
5500MHz	Pass	Inf	21.12M	18.991M	21.67M	19.04M	23.65M	18.991M	22.055M	18.991M
5580MHz	Pass	Inf	21.78M	18.941M	21.835M	19.04M	22.165M	18.941M	20.845M	19.015M
5700MHz	Pass	Inf	21.23M	18.991M	22.33M	18.966M	20.845M	19.015M	21.23M	19.24M
5720MHz Straddle 5.47-5.725GHz	Pass	Inf	15.525M	14.513M	15.285M	14.483M	16.35M	14.513M	15.45M	14.498M
5720MHz Straddle 5.725-5.85GHz	Pass	500k	4.48M	4.558M	4.52M	4.558M	4.52M	4.518M	4.5M	4.538M
5745MHz	Pass	500k	19.085M	18.991M	19.14M	19.065M	18.975M	18.991M	19.085M	18.966M
5785MHz	Pass	500k	19.14M	19.115M	19.14M	18.991M	19.14M	19.065M	19.14M	19.015M
5825MHz	Pass	500k	19.14M	19.015M	19.14M	18.991M	19.085M	19.04M	19.14M	18.991M
802.11be EHT40_Nss1,(MCS0)_4TX	-	-	-	-	-	-	-	-	-	-
5190MHz	Pass	Inf	41.36M	37.831M	41.25M	37.781M	40.04M	37.881M	42.68M	37.781M
5230MHz	Pass	Inf	43.12M	37.881M	41.58M	37.731M	44.55M	37.981M	42.9M	37.881M
5270MHz	Pass	Inf	41.8M	37.881M	41.47M	37.931M	41.03M	37.881M	41.58M	37.931M
5310MHz	Pass	Inf	41.47M	37.931M	40.59M	37.831M	41.91M	37.931M	42.24M	37.881M
5510MHz	Pass	Inf	41.47M	37.881M	41.03M	38.031M	41.36M	37.881M	41.47M	37.831M
5550MHz	Pass	Inf	41.91M	37.881M	41.58M	37.831M	41.47M	37.831M	40.26M	37.831M
5670MHz	Pass	Inf	39.93M	37.881M	40.59M	37.881M	40.81M	37.931M	41.69M	37.831M
5710MHz Straddle 5.47-5.725GHz	Pass	Inf	35.91M	33.933M	35.84M	33.898M	35.245M	33.933M	35.035M	33.898M
5710MHz Straddle 5.725-5.85GHz	Pass	500k	4M	4.238M	4.02M	4.078M	4.04M	4.258M	4.08M	4.218M
5755MHz	Pass	500k	38.17M	38.031M	38.17M	37.931M	38.17M	37.931M	38.17M	37.931M
5795MHz	Pass	500k	38.17M	37.981M	38.17M	37.881M	38.17M	37.881M	38.17M	37.931M
802.11be EHT80_Nss1,(MCS0)_4TX	-	-	-	-	-	-	-	-	-	-
5210MHz	Pass	Inf	82.28M	77.561M	83.6M	77.561M	82.28M	77.461M	81.4M	77.461M
5290MHz	Pass	Inf	84.04M	77.461M	84.04M	77.461M	82.5M	77.361M	84.92M	77.561M
5530MHz	Pass	Inf	83.6M	77.361M	84.04M	77.461M	80.96M	77.561M	82.94M	77.461M
5610MHz	Pass	Inf	86.68M	77.461M	83.6M	77.661M	82.72M	77.561M	88.22M	77.561M

Mode	Result	Limit (Hz)	Port 1-N dB (Hz)	Port 1-OBW (Hz)	Port 2-N dB (Hz)	Port 2-OBW (Hz)	Port 3-N dB (Hz)	Port 3-OBW (Hz)	Port 4-N dB (Hz)	Port 4-OBW (Hz)
5690MHz Straddle 5.47-5.725GHz	Pass	Inf	76.575M	73.613M	78.225M	73.463M	77.25M	73.538M	76.05M	73.538M
5690MHz Straddle 5.725-5.85GHz	Pass	500k	4.02M	5.397M	4M	5.717M	3.98M	5.797M	4.02M	5.817M
5775MHz	Pass	500k	78.1M	77.561M	78.1M	77.461M	78.1M	77.461M	78.1M	77.561M
802.11be EHT160_Nss1,(MCS0)_4TX	-	-	-	-	-	-	-	-	-	-
5250MHz Straddle 5.15-5.25GHz	Pass	Inf	81.6M	77.321M	82.08M	77.481M	80.24M	77.321M	81.6M	77.401M
5250MHz Straddle 5.25-5.35GHz	Pass	Inf	81.36M	77.481M	79.6M	77.561M	79.92M	77.401M	80.24M	77.481M
5570MHz	Pass	Inf	161.92M	156.522M	159.72M	156.522M	159.72M	156.522M	160.6M	156.722M

Port X-N dB = Port X 6dB down bandwidth for 5.725-5.85GHz band / 26dB down bandwidth for other band
Port X-OBW = Port X 99% occupied bandwidth

5.15-5.25GHz_802.11a_Nss1,(6Mbps)_4TX **EBW**

5180MHz

10/11/2023

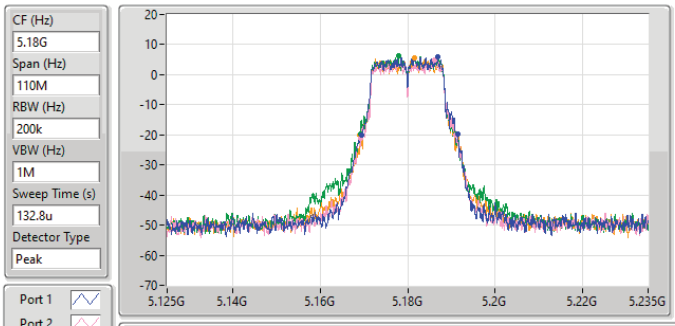

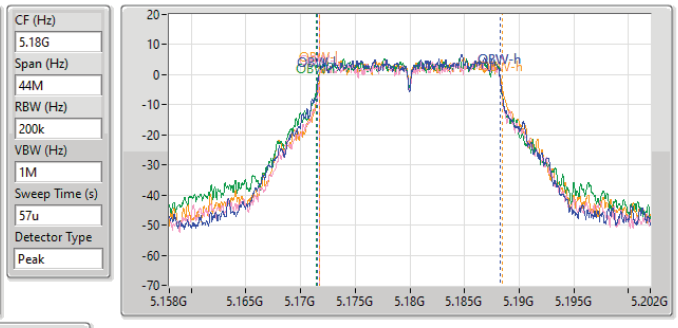

26dB(Hz)	Fl-26dB(Hz)	Fh-26dB(Hz)	OBW(Hz)	Fl-OBW(Hz)	Fh-OBW(Hz)	Limit(Hz)	Port
22M	5.169385G	5.191385G	16.668M	5.171578G	5.188246G	Inf	1
21.725M	5.16933G	5.191055G	16.58M	5.17171G	5.18829G	Inf	2
21.725M	5.16922G	5.190945G	16.778M	5.171468G	5.188246G	Inf	3
21.67M	5.169055G	5.190725G	16.712M	5.171732G	5.188444G	Inf	4

5.15-5.25GHz_802.11a_Nss1,(6Mbps)_4TX **EBW**

5200MHz

10/11/2023

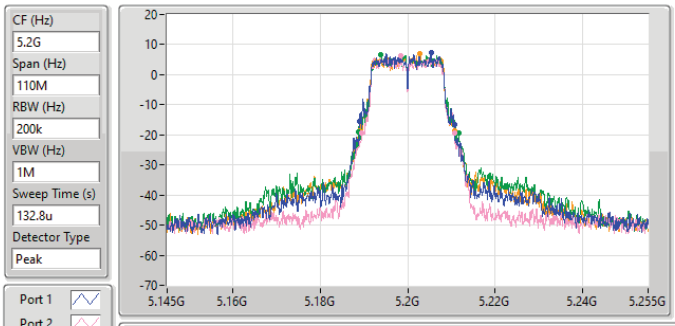

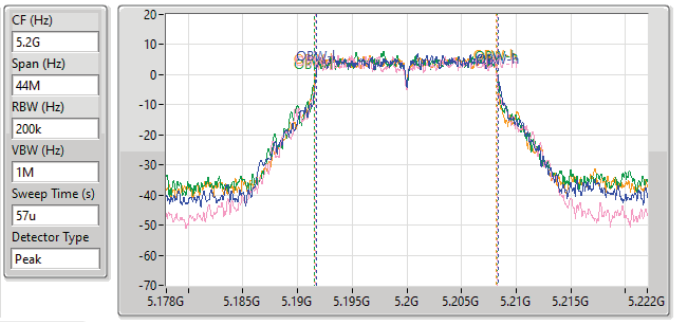

26dB(Hz)	Fl-26dB(Hz)	Fh-26dB(Hz)	OBW(Hz)	Fl-OBW(Hz)	Fh-OBW(Hz)	Limit(Hz)	Port
21.67M	5.189G	5.21067G	16.712M	5.191688G	5.2084G	Inf	1
21.23M	5.189495G	5.210725G	16.69M	5.191622G	5.208312G	Inf	2
22.88M	5.18878G	5.21166G	16.822M	5.19149G	5.208312G	Inf	3
21.78M	5.188945G	5.210725G	16.646M	5.191556G	5.208202G	Inf	4

5.15-5.25GHz_802.11a_Nss1,(6Mbps)_4TX **EBW**

5240MHz

10/11/2023

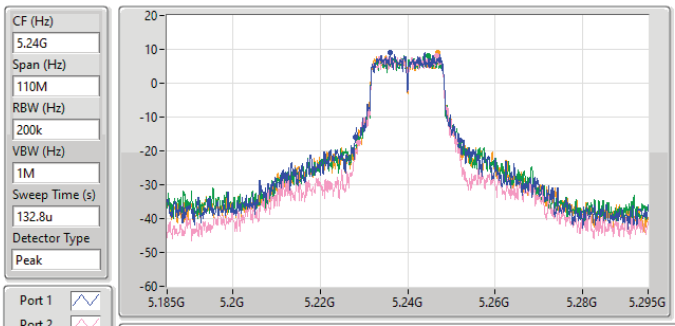

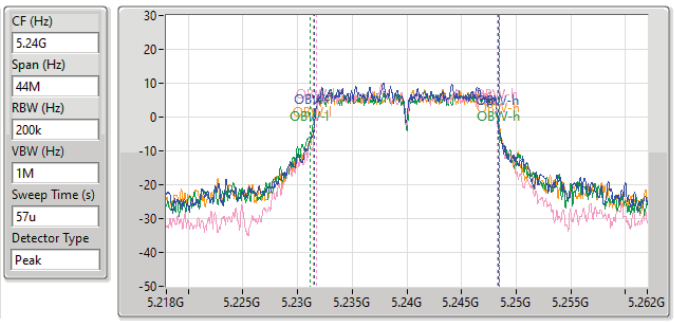

26dB(Hz)	Fl-26dB(Hz)	Fh-26dB(Hz)	OBW(Hz)	Fl-OBW(Hz)	Fh-OBW(Hz)	Limit(Hz)	Port
23.98M	5.22801G	5.25199G	16.778M	5.231578G	5.248356G	Inf	1
22.55M	5.228725G	5.251275G	16.58M	5.231688G	5.248268G	Inf	2
23.485M	5.22845G	5.251935G	17.305M	5.23116G	5.248466G	Inf	3
23.43M	5.228615G	5.252045G	17.019M	5.231468G	5.248488G	Inf	4

5.25-5.35GHz_802.11a_Nss1,(6Mbps)_4TX **EBW**

5260MHz

10/11/2023

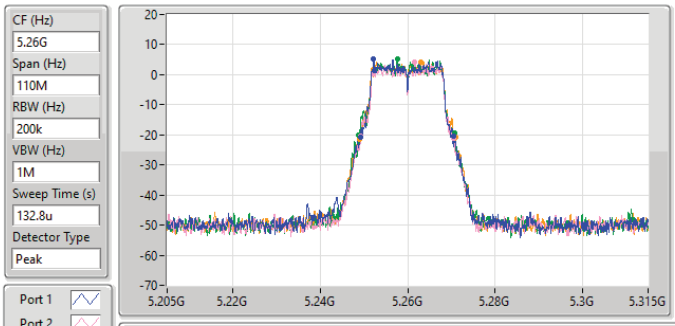

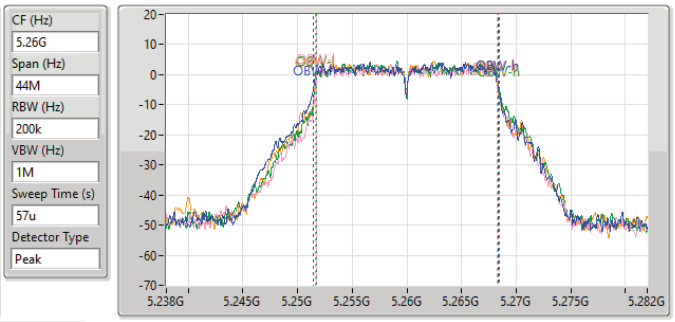

26dB(Hz)	Fl-26dB(Hz)	Fh-26dB(Hz)	OBW(Hz)	Fl-OBW(Hz)	Fh-OBW(Hz)	Limit(Hz)	Port
21.395M	5.24922G	5.270615G	16.932M	5.251402G	5.268334G	Inf	1
21.34M	5.249275G	5.270615G	16.602M	5.251732G	5.268334G	Inf	2
21.835M	5.248835G	5.27067G	16.822M	5.251688G	5.26851G	Inf	3
21.945M	5.248945G	5.27089G	16.69M	5.251622G	5.268312G	Inf	4

5.25-5.35GHz_802.11a_Nss1,(6Mbps)_4TX **EBW**

5300MHz

10/11/2023

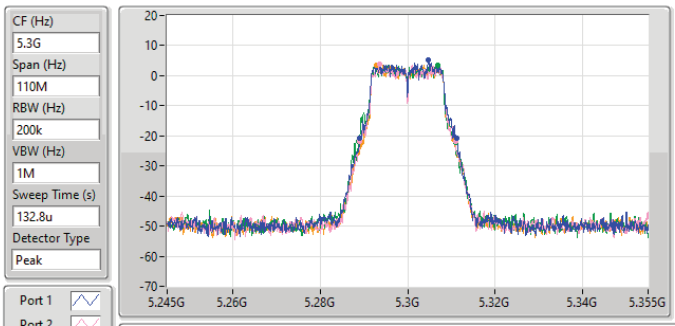

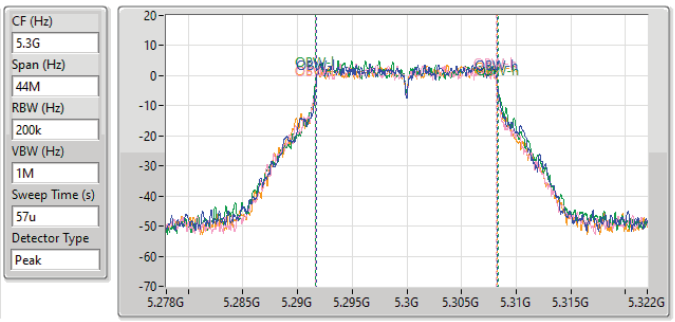

26dB(Hz)	Fl-26dB(Hz)	Fh-26dB(Hz)	OBW(Hz)	Fl-OBW(Hz)	Fh-OBW(Hz)	Limit(Hz)	Port
22.22M	5.28911G	5.31133G	16.624M	5.291688G	5.308312G	Inf	1
21.945M	5.28911G	5.311055G	16.58M	5.291622G	5.308202G	Inf	2
22.165M	5.288725G	5.31089G	16.756M	5.291622G	5.308378G	Inf	3
21.34M	5.28944G	5.31078G	16.712M	5.2916G	5.308312G	Inf	4

5.25-5.35GHz_802.11a_Nss1,(6Mbps)_4TX **EBW**

5320MHz

10/11/2023

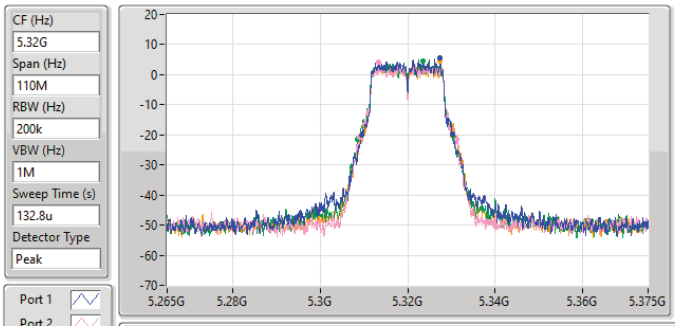

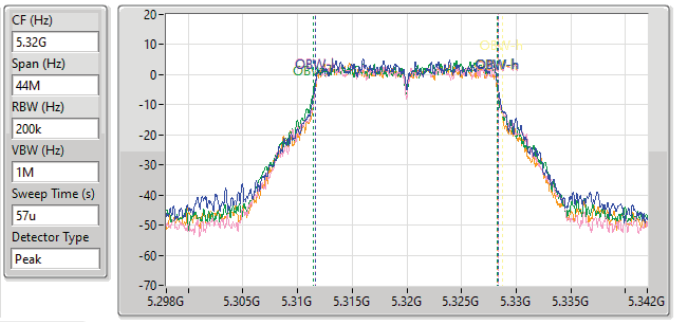

26dB(Hz)	Fl-26dB(Hz)	Fh-26dB(Hz)	OBW(Hz)	Fl-OBW(Hz)	Fh-OBW(Hz)	Limit(Hz)	Port
20.9M	5.30944G	5.33034G	16.712M	5.311622G	5.328334G	Inf	1
22.33M	5.309G	5.33133G	16.712M	5.311644G	5.328356G	Inf	2
22.11M	5.308615G	5.330725G	16.778M	5.311468G	5.328246G	Inf	3
21.835M	5.30911G	5.330945G	16.58M	5.311666G	5.328246G	Inf	4

5.47-5.725GHz_802.11a_Nss1,(6Mbps)_4TX **EBW**

5500MHz

10/11/2023

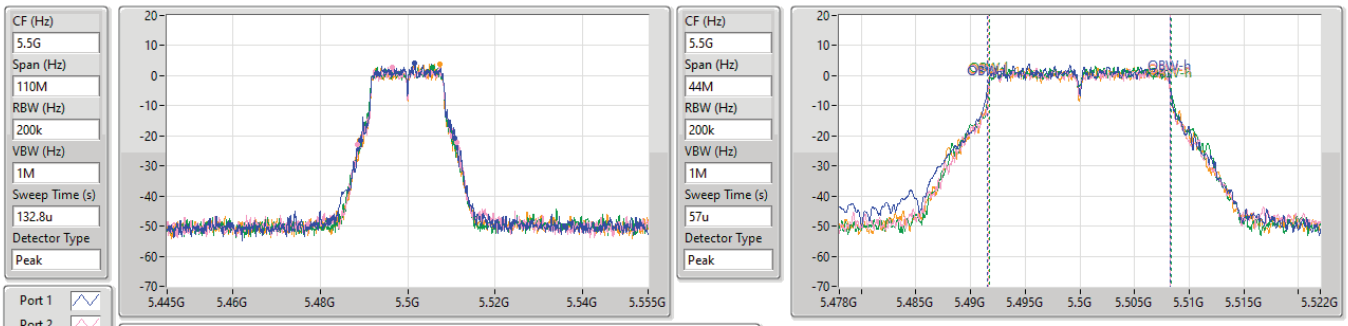

26dB(Hz)	Fl-26dB(Hz)	Fh-26dB(Hz)	OBW(Hz)	Fl-OBW(Hz)	Fh-OBW(Hz)	Limit(Hz)	Port
21.56M	5.48922G	5.51078G	16.778M	5.491512G	5.50829G	Inf	1
22.55M	5.488615G	5.511165G	16.624M	5.491644G	5.508268G	Inf	2
21.89M	5.488835G	5.510725G	16.668M	5.49171G	5.508378G	Inf	3
21.56M	5.48911G	5.51067G	16.668M	5.491622G	5.50829G	Inf	4

5.47-5.725GHz_802.11a_Nss1,(6Mbps)_4TX **EBW**

5580MHz

10/11/2023

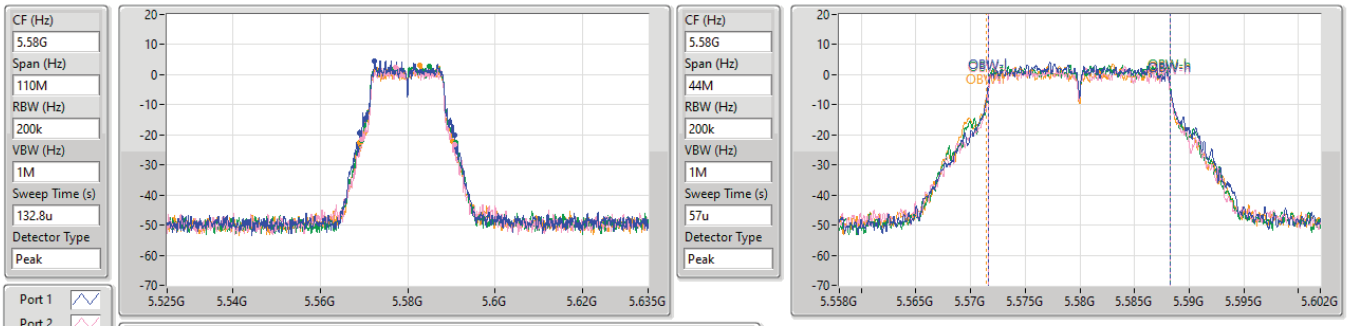

26dB(Hz)	Fl-26dB(Hz)	Fh-26dB(Hz)	OBW(Hz)	Fl-OBW(Hz)	Fh-OBW(Hz)	Limit(Hz)	Port
21.725M	5.569G	5.590725G	16.69M	5.571622G	5.588312G	Inf	1
21.23M	5.56944G	5.59067G	16.646M	5.571644G	5.58829G	Inf	2
21.56M	5.569385G	5.590945G	16.646M	5.571644G	5.58829G	Inf	3
21.505M	5.56889G	5.590395G	16.822M	5.571446G	5.588268G	Inf	4

5.47-5.725GHz_802.11a_Nss1,(6Mbps)_4TX **EBW**

5700MHz

10/11/2023

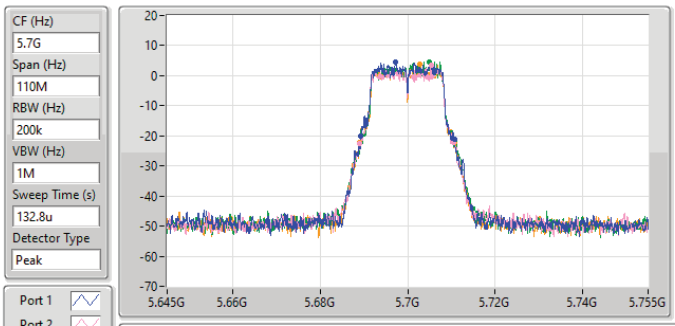

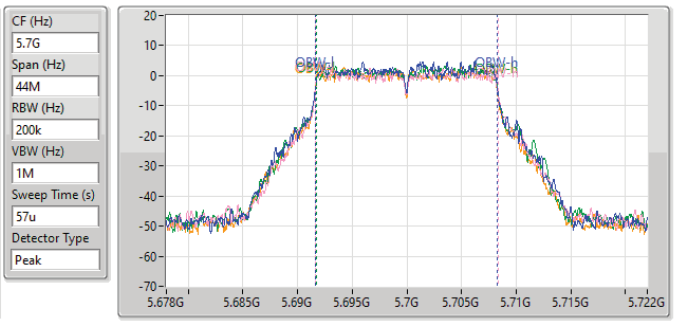

26dB(Hz)	Fl-26dB(Hz)	Fh-26dB(Hz)	OBW(Hz)	Fl-OBW(Hz)	Fh-OBW(Hz)	Limit(Hz)	Port
21.34M	5.68933G	5.71067G	16.58M	5.691666G	5.708246G	Inf	1
21.615M	5.689G	5.710615G	16.712M	5.691644G	5.708356G	Inf	2
21.505M	5.689165G	5.71067G	16.558M	5.691688G	5.708246G	Inf	3
21.835M	5.689G	5.710835G	16.558M	5.691666G	5.708224G	Inf	4

5.47-5.725GHz_802.11a_Nss1,(6Mbps)_4TX **EBW**

5720MHz Straddle 5.47-5.725GHz

10/11/2023

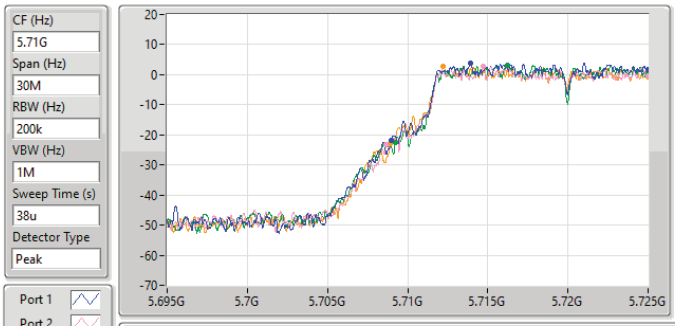

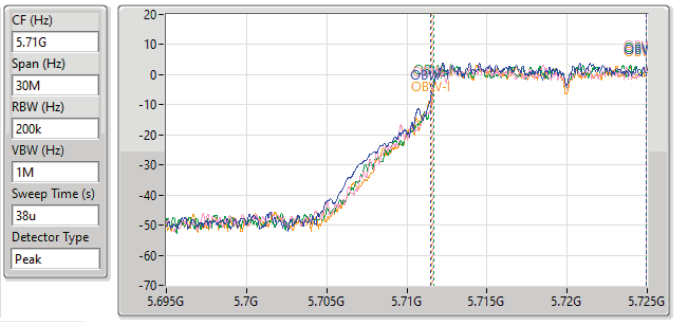

26dB(Hz)	Fl-26dB(Hz)	Fh-26dB(Hz)	OBW(Hz)	Fl-OBW(Hz)	Fh-OBW(Hz)	Limit(Hz)	Port
15.99M	5.70901G	5.725G	13.418M	5.711514G	5.724933G	Inf	1
16.32M	5.70868G	5.725G	13.358M	5.711604G	5.724963G	Inf	2
15.765M	5.709235G	5.725G	13.298M	5.711649G	5.724948G	Inf	3
16.095M	5.708905G	5.725G	13.403M	5.711529G	5.724933G	Inf	4

5.725-5.85GHz_802.11a_Nss1,(6Mbps)_4TX **EBW**

5720MHz Straddle 5.725-5.85GHz

10/11/2023

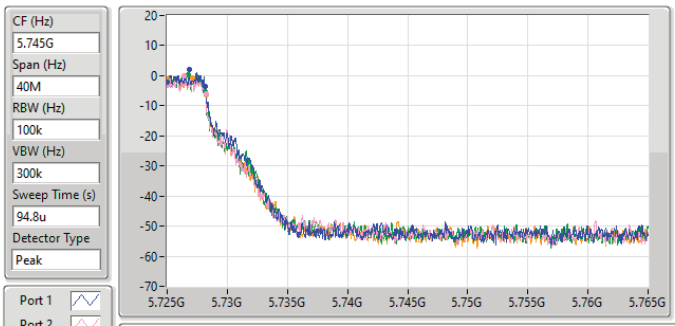

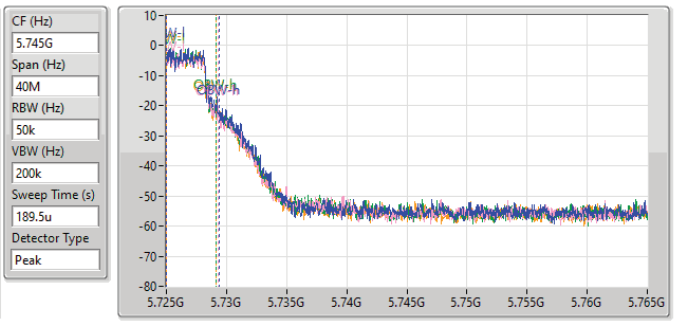

6dB(Hz)	Fl-6dB(Hz)	Fh-6dB(Hz)	OBW(Hz)	Fl-OBW(Hz)	Fh-OBW(Hz)	Limit(Hz)	Port
3.14M	5.725G	5.72814G	4.398M	5.72501G	5.729408G	500k	1
3.22M	5.725G	5.72822G	4.318M	5.72503G	5.729348G	500k	2
3.2M	5.725G	5.7282G	4.158M	5.72501G	5.729168G	500k	3
3.22M	5.725G	5.72822G	4.158M	5.72501G	5.729168G	500k	4

5.725-5.85GHz_802.11a_Nss1,(6Mbps)_4TX **EBW**

5745MHz

10/11/2023

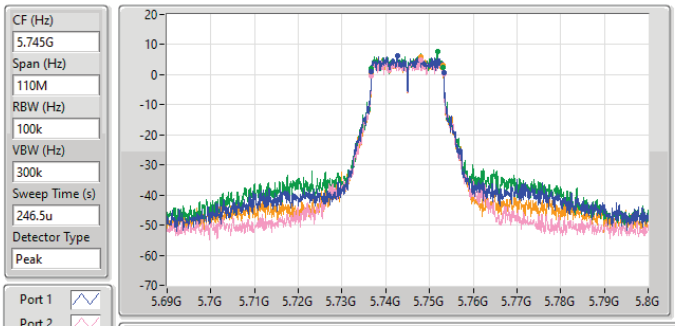

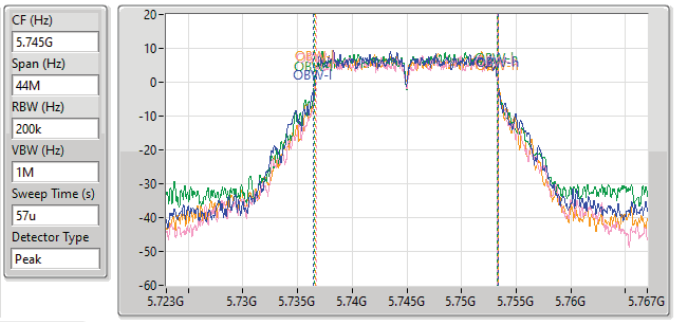

6dB(Hz)	Fl-6dB(Hz)	Fh-6dB(Hz)	OBW(Hz)	Fl-OBW(Hz)	Fh-OBW(Hz)	Limit(Hz)	Port
16.555M	5.736695G	5.75325G	16.888M	5.736468G	5.753356G	500k	1
16.61M	5.73664G	5.75325G	16.602M	5.736688G	5.75329G	500k	2
16.39M	5.73675G	5.75314G	16.8M	5.736512G	5.753312G	500k	3
16.445M	5.736695G	5.75314G	16.778M	5.7366G	5.753378G	500k	4

5.725-5.85GHz_802.11a_Nss1,(6Mbps)_4TX **EBW**

5785MHz

10/11/2023

CF (Hz) 5.785G
Span (Hz) 110M
RBW (Hz) 100k
VBW (Hz) 300k
Sweep Time (s) 246.5u
Detector Type Peak

Port 1
Port 2
Port 3
Port 4

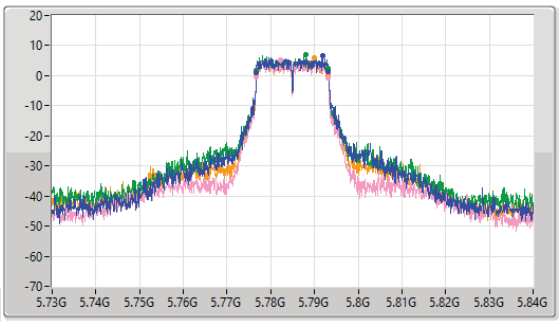

CF (Hz) 5.785G
Span (Hz) 44M
RBW (Hz) 200k
VBW (Hz) 1M
Sweep Time (s) 57u
Detector Type Peak

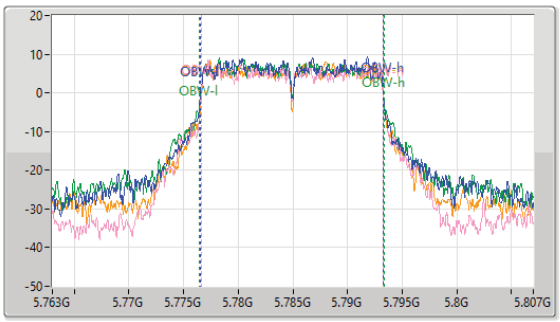

6dB(Hz)	Fl-6dB(Hz)	Fh-6dB(Hz)	OBW(Hz)	Fl-OBW(Hz)	Fh-OBW(Hz)	Limit(Hz)	Port
16.555M	5.77664G	5.793195G	16.668M	5.776556G	5.793224G	500k	1
16.555M	5.77664G	5.793195G	16.646M	5.7766G	5.793246G	500k	2
16.445M	5.776695G	5.79314G	16.954M	5.776402G	5.793356G	500k	3
16.555M	5.77664G	5.793195G	16.602M	5.776644G	5.793246G	500k	4

5.725-5.85GHz_802.11a_Nss1,(6Mbps)_4TX **EBW**

5825MHz

10/11/2023

CF (Hz) 5.825G
Span (Hz) 110M
RBW (Hz) 100k
VBW (Hz) 300k
Sweep Time (s) 246.5u
Detector Type Peak

Port 1
Port 2
Port 3
Port 4

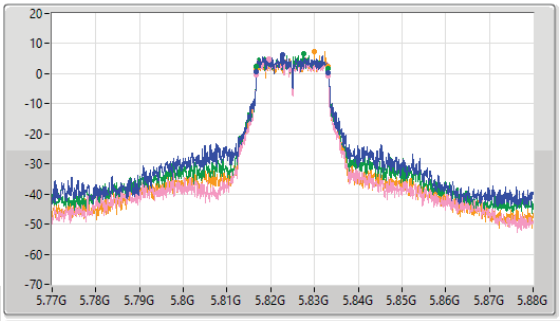

CF (Hz) 5.825G
Span (Hz) 44M
RBW (Hz) 200k
VBW (Hz) 1M
Sweep Time (s) 57u
Detector Type Peak

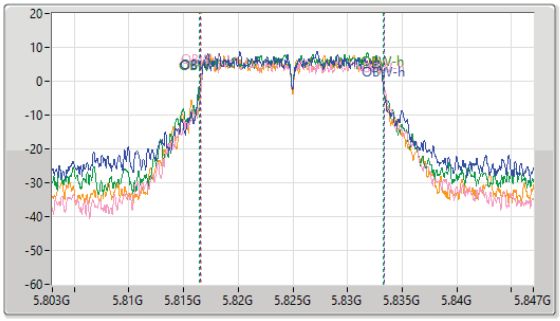

6dB(Hz)	Fl-6dB(Hz)	Fh-6dB(Hz)	OBW(Hz)	Fl-OBW(Hz)	Fh-OBW(Hz)	Limit(Hz)	Port
16.555M	5.81664G	5.833195G	16.822M	5.816512G	5.833334G	500k	1
16.555M	5.81664G	5.833195G	16.734M	5.816666G	5.8334G	500k	2
16.39M	5.81675G	5.83314G	16.888M	5.816402G	5.83329G	500k	3
16.335M	5.81675G	5.833085G	16.734M	5.816534G	5.833268G	500k	4

5.15-5.25GHz_802.11be EHT20_Nss1,(MCS0)_4TX **EBW**

5180MHz

15/11/2023

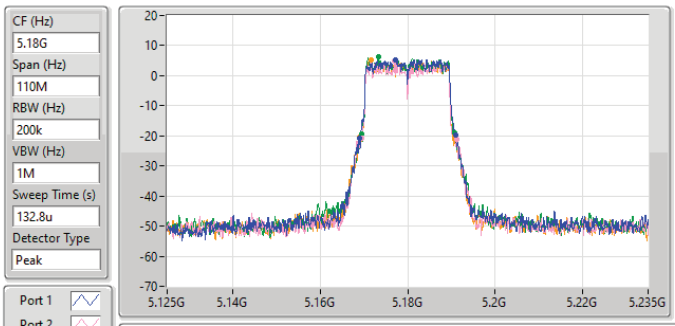

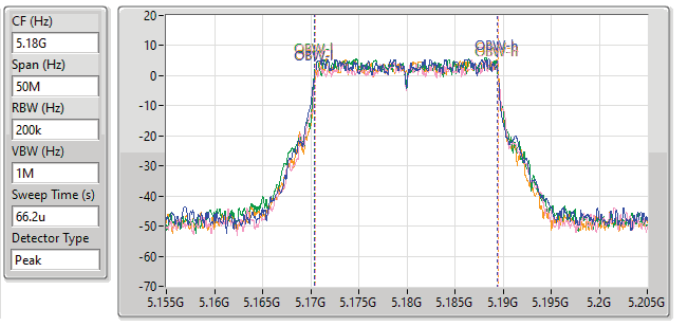

26dB(Hz)	Fl-26dB(Hz)	Fh-26dB(Hz)	OBW(Hz)	Fl-OBW(Hz)	Fh-OBW(Hz)	Limit(Hz)	Port
22M	5.168945G	5.190945G	19.04M	5.170405G	5.189445G	Inf	1
21.89M	5.169385G	5.191275G	19.015M	5.17048G	5.189495G	Inf	2
21.34M	5.169385G	5.190725G	19.015M	5.17043G	5.189445G	Inf	3
21.835M	5.16889G	5.190725G	18.966M	5.17053G	5.189495G	Inf	4

5.15-5.25GHz_802.11be EHT20_Nss1,(MCS0)_4TX **EBW**

5200MHz

15/11/2023

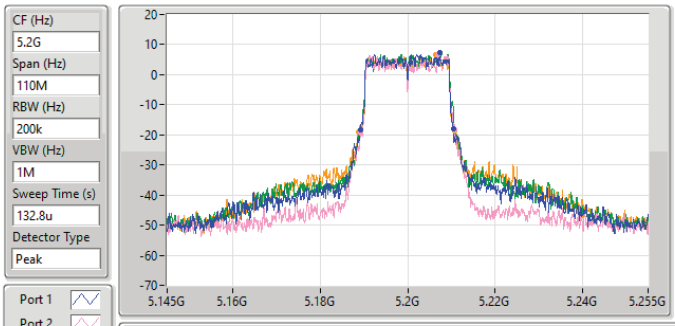

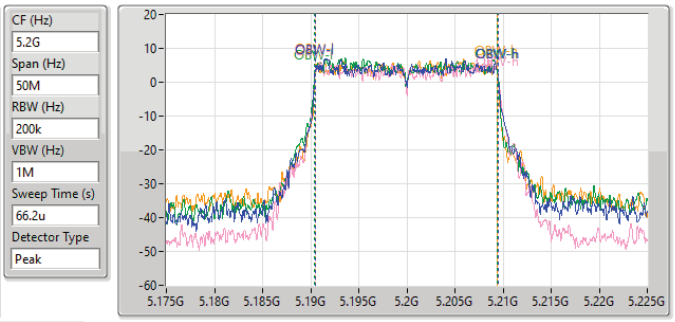

26dB(Hz)	Fl-26dB(Hz)	Fh-26dB(Hz)	OBW(Hz)	Fl-OBW(Hz)	Fh-OBW(Hz)	Limit(Hz)	Port
21.23M	5.18922G	5.21045G	19.04M	5.190455G	5.209495G	Inf	1
21.505M	5.18922G	5.210725G	19.09M	5.190455G	5.209545G	Inf	2
21.45M	5.18922G	5.21067G	19.015M	5.19043G	5.209445G	Inf	3
21.945M	5.188835G	5.21078G	18.966M	5.19048G	5.209445G	Inf	4

5.15-5.25GHz_802.11be EHT20_Nss1,(MCS0)_4TX **EBW**

5240MHz

15/11/2023

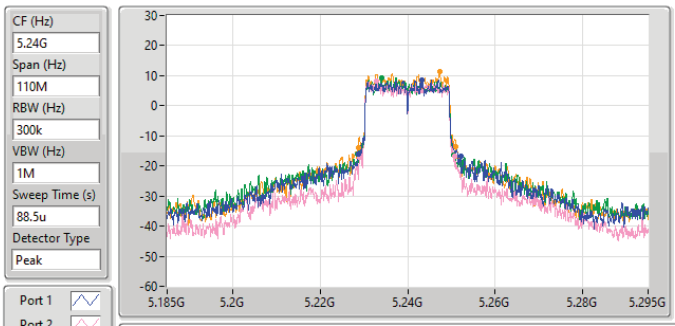

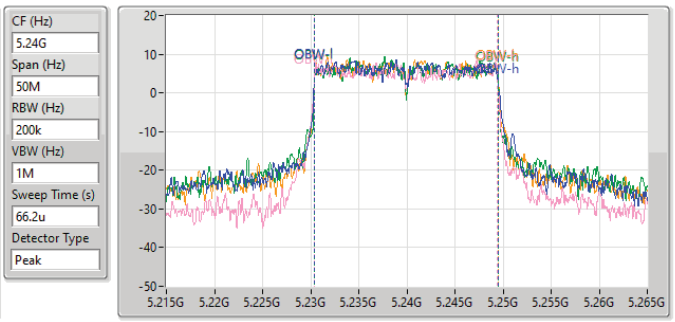

26dB(Hz)	Fl-26dB(Hz)	Fh-26dB(Hz)	OBW(Hz)	Fl-OBW(Hz)	Fh-OBW(Hz)	Limit(Hz)	Port
23.485M	5.22867G	5.252155G	19.115M	5.23043G	5.249545G	Inf	1
21.78M	5.228945G	5.250725G	19.04M	5.230405G	5.249445G	Inf	2
22M	5.228505G	5.250505G	19.065M	5.23043G	5.249495G	Inf	3
22.33M	5.22867G	5.251G	19.065M	5.23043G	5.249495G	Inf	4

5.25-5.35GHz_802.11be EHT20_Nss1,(MCS0)_4TX **EBW**

5260MHz

15/11/2023

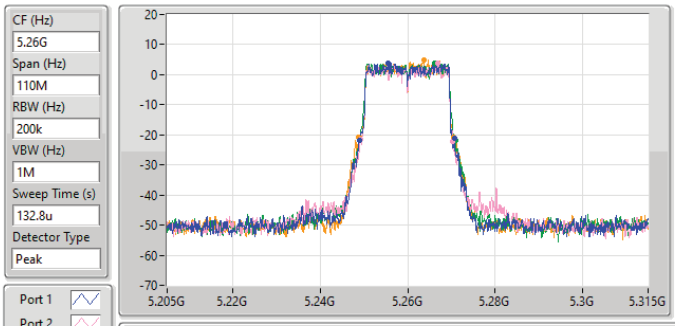

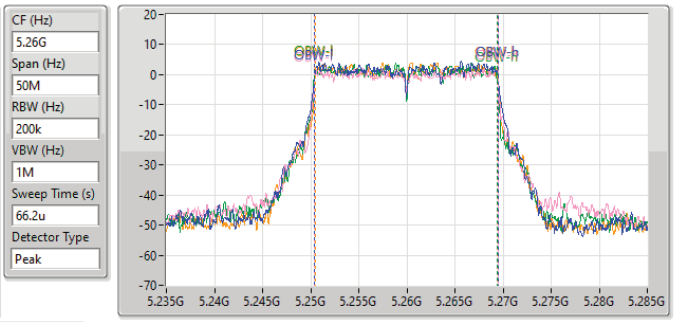

26dB(Hz)	Fl-26dB(Hz)	Fh-26dB(Hz)	OBW(Hz)	Fl-OBW(Hz)	Fh-OBW(Hz)	Limit(Hz)	Port
21.725M	5.249G	5.270725G	19.04M	5.25043G	5.26947G	Inf	1
21.12M	5.24922G	5.27034G	19.04M	5.25043G	5.26947G	Inf	2
21.945M	5.248945G	5.27089G	18.991M	5.250405G	5.269395G	Inf	3
21.78M	5.248725G	5.270505G	18.941M	5.25048G	5.26942G	Inf	4

5.25-5.35GHz_802.11be EHT20_Nss1,(MCS0)_4TX **EBW**

5300MHz

15/11/2023

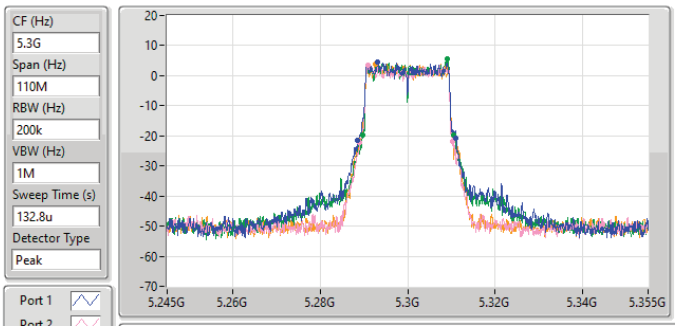

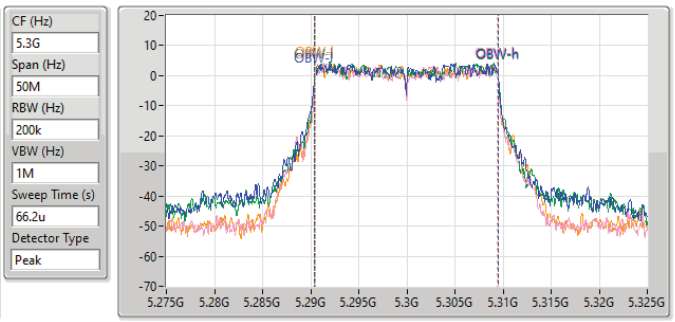

26dB(Hz)	Fl-26dB(Hz)	Fh-26dB(Hz)	OBW(Hz)	Fl-OBW(Hz)	Fh-OBW(Hz)	Limit(Hz)	Port
22.55M	5.28856G	5.31111G	19.04M	5.29043G	5.30947G	Inf	1
21.285M	5.289G	5.310285G	18.966M	5.29048G	5.309445G	Inf	2
20.625M	5.289825G	5.31045G	19.065M	5.29043G	5.309495G	Inf	3
21.615M	5.28878G	5.310395G	18.991M	5.29048G	5.30947G	Inf	4

5.25-5.35GHz_802.11be EHT20_Nss1,(MCS0)_4TX **EBW**

5320MHz

15/11/2023

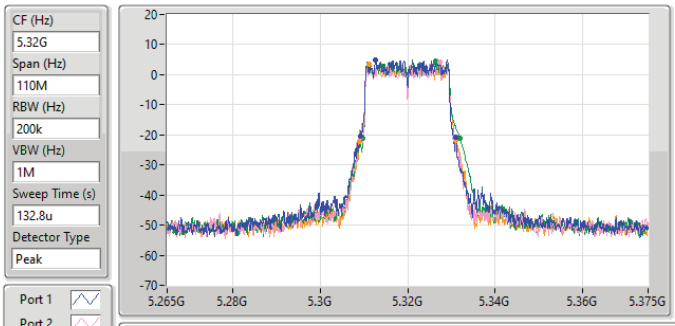

26dB(Hz)	Fl-26dB(Hz)	Fh-26dB(Hz)	OBW(Hz)	Fl-OBW(Hz)	Fh-OBW(Hz)	Limit(Hz)	Port
21.89M	5.309165G	5.331055G	19.015M	5.310455G	5.32947G	Inf	1
21.615M	5.30922G	5.330835G	19.04M	5.31043G	5.32947G	Inf	2
22.22M	5.309715G	5.331935G	18.991M	5.31048G	5.32947G	Inf	3
22.165M	5.30889G	5.331055G	18.991M	5.310455G	5.329445G	Inf	4

5.47-5.725GHz_802.11be EHT20_Nss1,(MCS0)_4TX **EBW**

5500MHz

15/11/2023

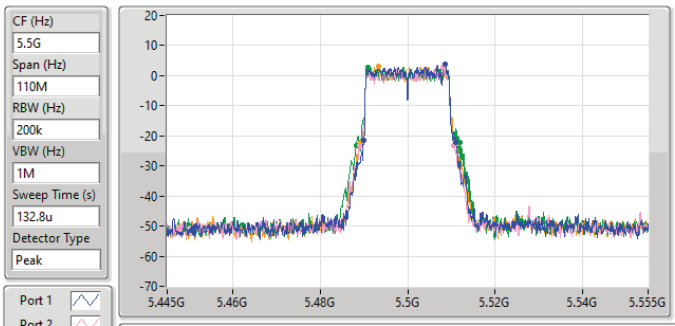

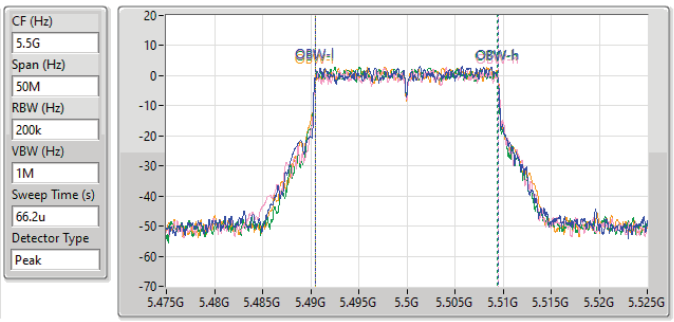

26dB(Hz)	Fl-26dB(Hz)	Fh-26dB(Hz)	OBW(Hz)	Fl-OBW(Hz)	Fh-OBW(Hz)	Limit(Hz)	Port
21.12M	5.48999G	5.51111G	18.991M	5.49048G	5.50947G	Inf	1
21.67M	5.488945G	5.510615G	19.04M	5.490455G	5.509495G	Inf	2
23.65M	5.48823G	5.51188G	18.991M	5.490455G	5.509445G	Inf	3
22.055M	5.48933G	5.511385G	18.991M	5.49048G	5.50947G	Inf	4

5.47-5.725GHz_802.11be EHT20_Nss1,(MCS0)_4TX **EBW**

5580MHz

15/11/2023

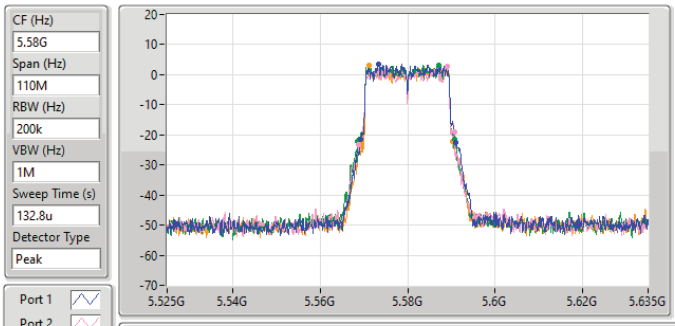

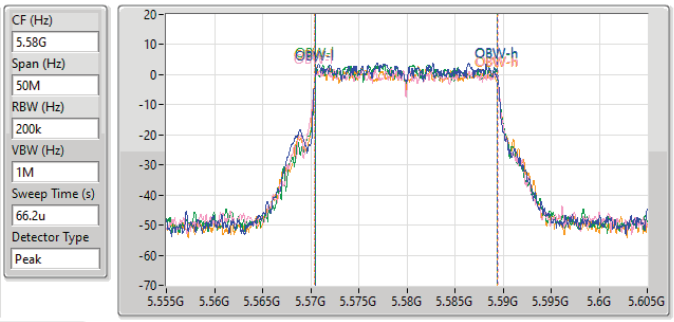

26dB(Hz)	Fl-26dB(Hz)	Fh-26dB(Hz)	OBW(Hz)	Fl-OBW(Hz)	Fh-OBW(Hz)	Limit(Hz)	Port
21.78M	5.569275G	5.591055G	18.941M	5.570505G	5.589445G	Inf	1
21.835M	5.568835G	5.59067G	19.04M	5.57043G	5.58947G	Inf	2
22.165M	5.56856G	5.590725G	18.941M	5.570505G	5.589445G	Inf	3
20.845M	5.569495G	5.59034G	19.015M	5.57043G	5.589445G	Inf	4

5.47-5.725GHz_802.11be EHT20_Nss1,(MCS0)_4TX **EBW**

5700MHz

15/11/2023

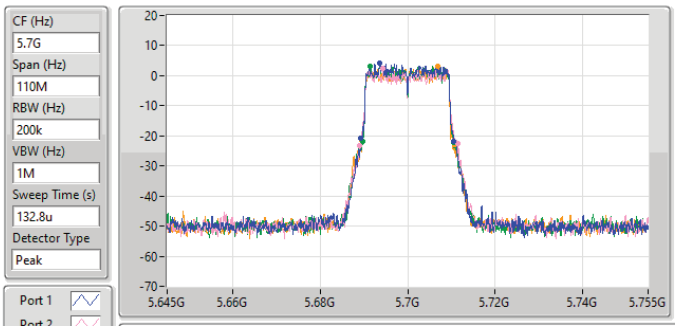

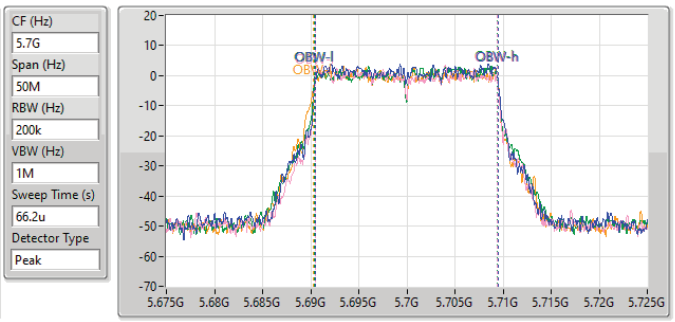

26dB(Hz)	Fl-26dB(Hz)	Fh-26dB(Hz)	OBW(Hz)	Fl-OBW(Hz)	Fh-OBW(Hz)	Limit(Hz)	Port
21.23M	5.689275G	5.710505G	18.991M	5.69048G	5.70947G	Inf	1
22.33M	5.689055G	5.711385G	18.966M	5.69048G	5.709445G	Inf	2
20.845M	5.68966G	5.710505G	19.015M	5.69043G	5.709445G	Inf	3
21.23M	5.68955G	5.71078G	19.24M	5.69023G	5.70947G	Inf	4

5.47-5.725GHz_802.11be EHT20_Nss1,(MCS0)_4TX **EBW**

5720MHz Straddle 5.47-5.725GHz

15/11/2023

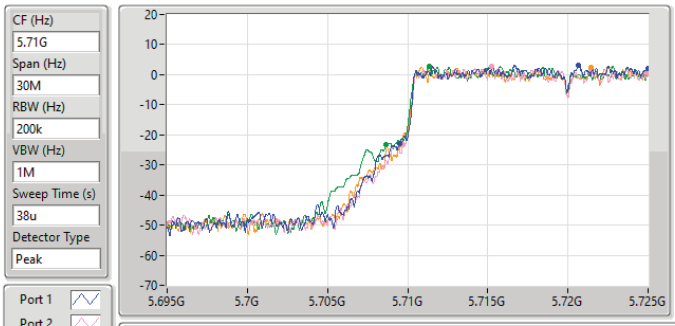

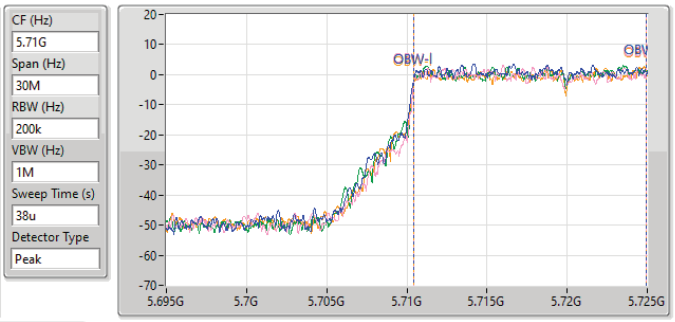

26dB(Hz)	Fl-26dB(Hz)	Fh-26dB(Hz)	OBW(Hz)	Fl-OBW(Hz)	Fh-OBW(Hz)	Limit(Hz)	Port
15.525M	5.709475G	5.725G	14.513M	5.71042G	5.724933G	Inf	1
15.285M	5.709715G	5.725G	14.483M	5.71045G	5.724933G	Inf	2
16.35M	5.70865G	5.725G	14.513M	5.710435G	5.724948G	Inf	3
15.45M	5.70955G	5.725G	14.498M	5.710435G	5.724933G	Inf	4

5.725-5.85GHz_802.11be EHT20_Nss1,(MCS0)_4TX **EBW**

5720MHz Straddle 5.725-5.85GHz

15/11/2023

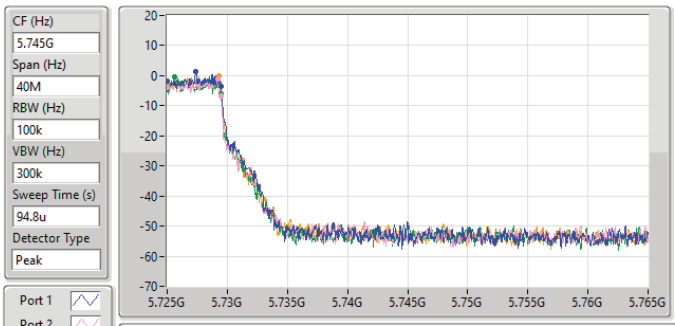

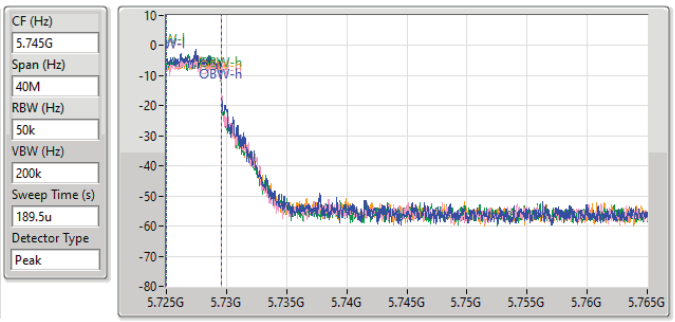

6dB(Hz)	Fl-6dB(Hz)	Fh-6dB(Hz)	OBW(Hz)	Fl-OBW(Hz)	Fh-OBW(Hz)	Limit(Hz)	Port
4.48M	5.725G	5.72948G	4.558M	5.72503G	5.729588G	500k	1
4.52M	5.725G	5.72952G	4.558M	5.72503G	5.729588G	500k	2
4.52M	5.725G	5.72952G	4.518M	5.72503G	5.729548G	500k	3
4.5M	5.725G	5.7295G	4.538M	5.72503G	5.729568G	500k	4

5.725-5.85GHz_802.11be EHT20_Nss1,(MCS0)_4TX **EBW**

5745MHz

15/11/2023

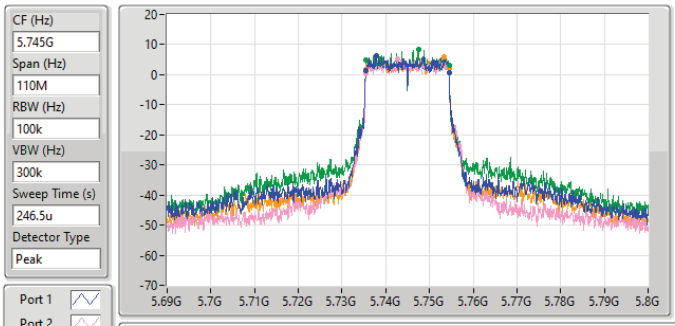

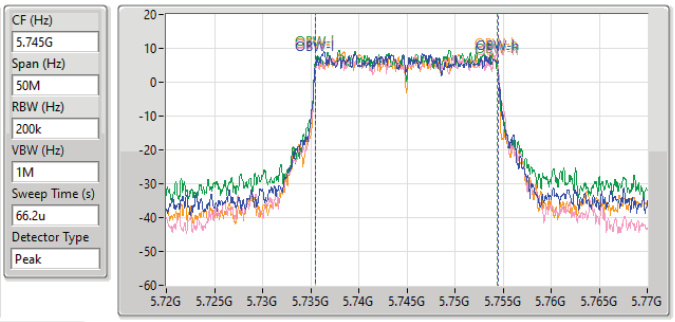

6dB(Hz)	Fl-6dB(Hz)	Fh-6dB(Hz)	OBW(Hz)	Fl-OBW(Hz)	Fh-OBW(Hz)	Limit(Hz)	Port
19.085M	5.73543G	5.754515G	18.991M	5.73548G	5.75447G	500k	1
19.14M	5.735375G	5.754515G	19.065M	5.735455G	5.75452G	500k	2
18.975M	5.735485G	5.75446G	18.991M	5.735455G	5.754445G	500k	3
19.085M	5.73543G	5.754515G	18.966M	5.73548G	5.754445G	500k	4

5.725-5.85GHz_802.11be EHT20_Nss1,(MCS0)_4TX **EBW**

5785MHz

15/11/2023

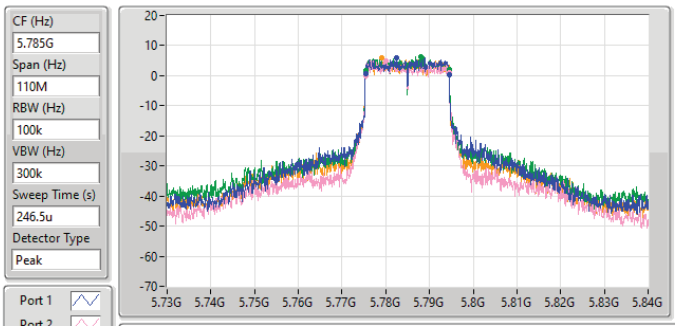

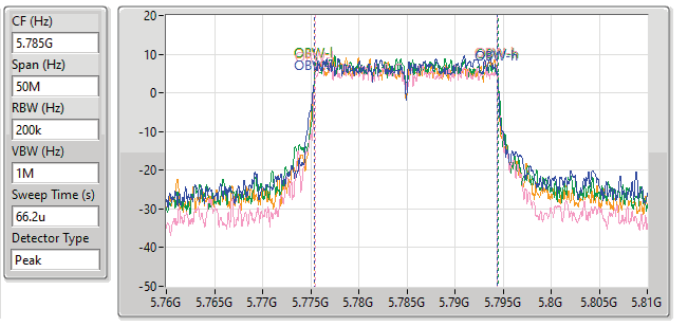

6dB(Hz)	Fl-6dB(Hz)	Fh-6dB(Hz)	OBW(Hz)	Fl-OBW(Hz)	Fh-OBW(Hz)	Limit(Hz)	Port
19.14M	5.775375G	5.794515G	19.115M	5.77533G	5.794445G	500k	1
19.14M	5.775375G	5.794515G	18.991M	5.775455G	5.794445G	500k	2
19.14M	5.775375G	5.794515G	19.065M	5.775405G	5.79447G	500k	3
19.14M	5.775375G	5.794515G	19.015M	5.77543G	5.794445G	500k	4

5.725-5.85GHz_802.11be EHT20_Nss1,(MCS0)_4TX **EBW**

5825MHz

15/11/2023

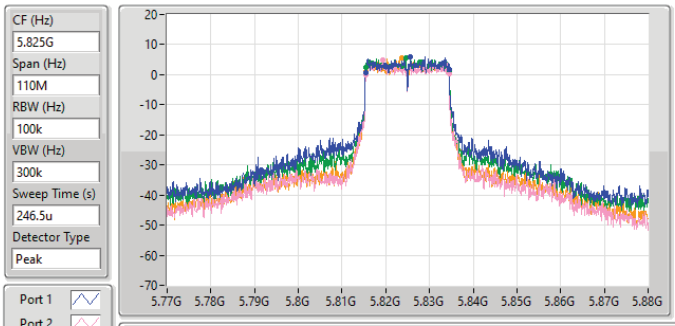

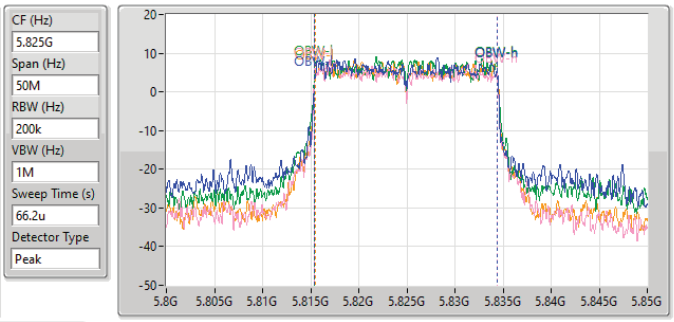

6dB(Hz)	Fl-6dB(Hz)	Fh-6dB(Hz)	OBW(Hz)	Fl-OBW(Hz)	Fh-OBW(Hz)	Limit(Hz)	Port
19.14M	5.815375G	5.834515G	19.015M	5.81543G	5.834445G	500k	1
19.14M	5.815375G	5.834515G	18.991M	5.81543G	5.83442G	500k	2
19.085M	5.815375G	5.83446G	19.04M	5.815405G	5.834445G	500k	3
19.14M	5.815375G	5.834515G	18.991M	5.815455G	5.834445G	500k	4

5.15-5.25GHz_802.11be EHT40_Nss1,(MCS0)_4TX **EBW**

5190MHz

15/11/2023

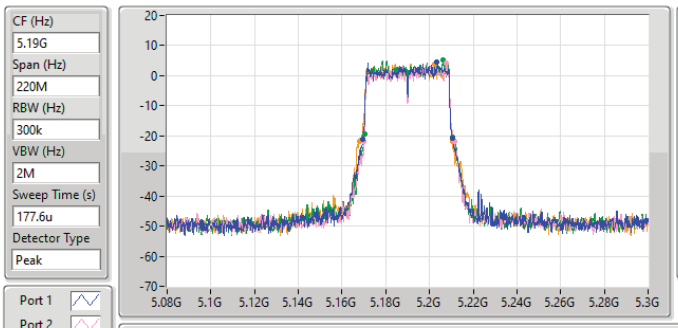

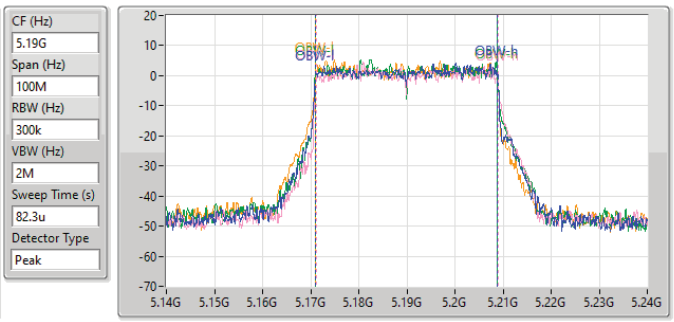

26dB(Hz)	Fl-26dB(Hz)	Fh-26dB(Hz)	OBW(Hz)	Fl-OBW(Hz)	Fh-OBW(Hz)	Limit(Hz)	Port
41.36M	5.16943G	5.21079G	37.831M	5.171059G	5.208891G	Inf	1
41.25M	5.17009G	5.21134G	37.781M	5.171159G	5.208941G	Inf	2
40.04M	5.17031G	5.21035G	37.881M	5.171009G	5.208891G	Inf	3
42.68M	5.16778G	5.21046G	37.781M	5.171009G	5.208791G	Inf	4

5.15-5.25GHz_802.11be EHT40_Nss1,(MCS0)_4TX **EBW**

5230MHz

15/11/2023

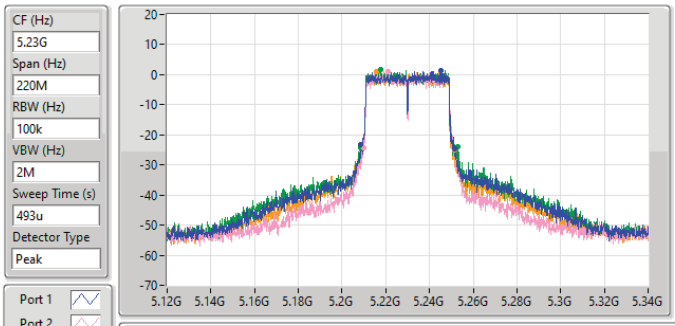

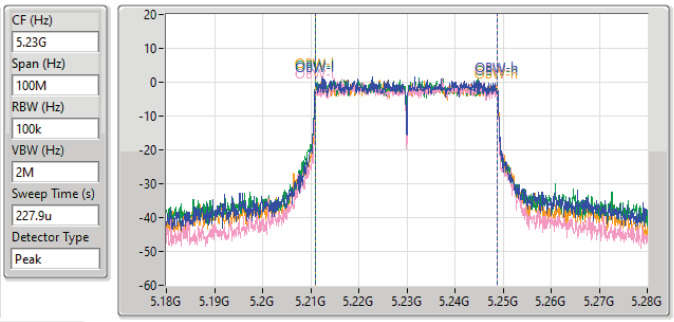

26dB(Hz)	Fl-26dB(Hz)	Fh-26dB(Hz)	OBW(Hz)	Fl-OBW(Hz)	Fh-OBW(Hz)	Limit(Hz)	Port
43.12M	5.20855G	5.25167G	37.881M	5.21096G	5.248841G	Inf	1
41.58M	5.20976G	5.25134G	37.731M	5.211059G	5.248791G	Inf	2
44.55M	5.20855G	5.2531G	37.981M	5.21091G	5.248891G	Inf	3
42.9M	5.20844G	5.25134G	37.881M	5.211009G	5.248891G	Inf	4

5.25-5.35GHz_802.11be EHT40_Nss1,(MCS0)_4TX **EBW**

5270MHz

15/11/2023

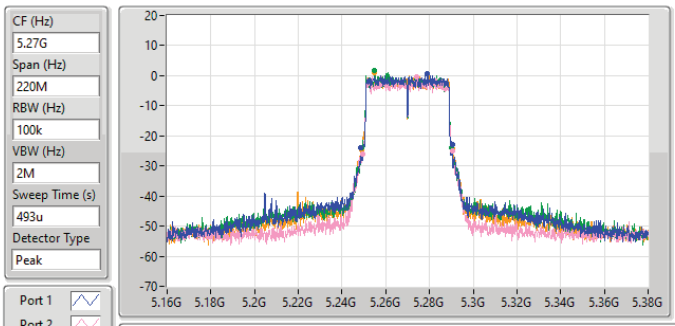

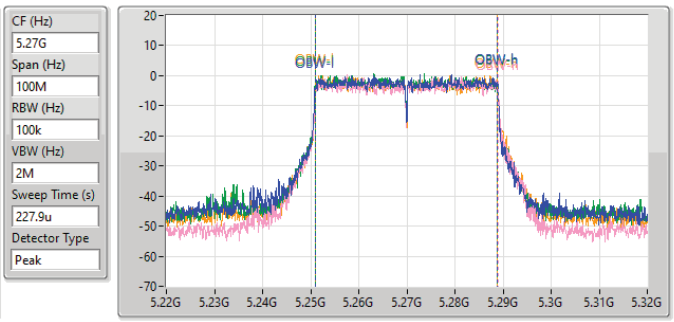

26dB(Hz)	Fl-26dB(Hz)	Fh-26dB(Hz)	OBW(Hz)	Fl-OBW(Hz)	Fh-OBW(Hz)	Limit(Hz)	Port
41.8M	5.24855G	5.29035G	37.881M	5.251009G	5.288891G	Inf	1
41.47M	5.24921G	5.29068G	37.931M	5.251009G	5.288941G	Inf	2
41.03M	5.2491G	5.29013G	37.881M	5.251009G	5.288891G	Inf	3
41.58M	5.24888G	5.29046G	37.931M	5.25096G	5.288891G	Inf	4

5.25-5.35GHz_802.11be EHT40_Nss1,(MCS0)_4TX **EBW**

5310MHz

15/11/2023

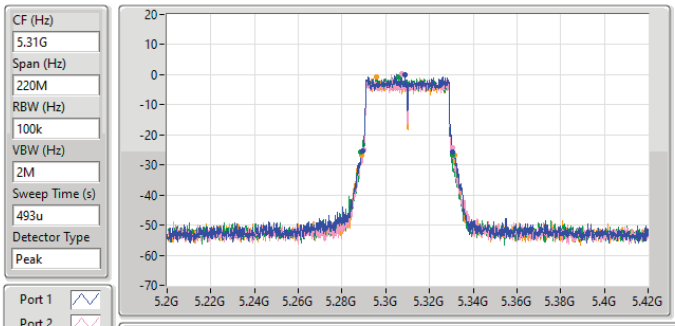

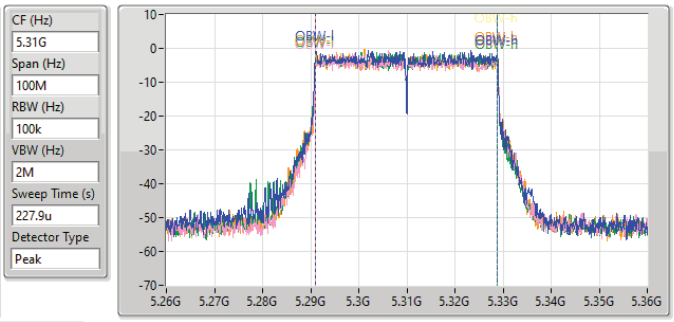

26dB(Hz)	Fl-26dB(Hz)	Fh-26dB(Hz)	OBW(Hz)	Fl-OBW(Hz)	Fh-OBW(Hz)	Limit(Hz)	Port
41.47M	5.28921G	5.33068G	37.931M	5.29096G	5.328891G	Inf	1
40.59M	5.28987G	5.33046G	37.831M	5.291059G	5.328891G	Inf	2
41.91M	5.28866G	5.33057G	37.931M	5.29096G	5.328891G	Inf	3
42.24M	5.2891G	5.33134G	37.881M	5.291009G	5.328891G	Inf	4

5.47-5.725GHz_802.11be EHT40_Nss1,(MCS0)_4TX **EBW**

5510MHz

15/11/2023

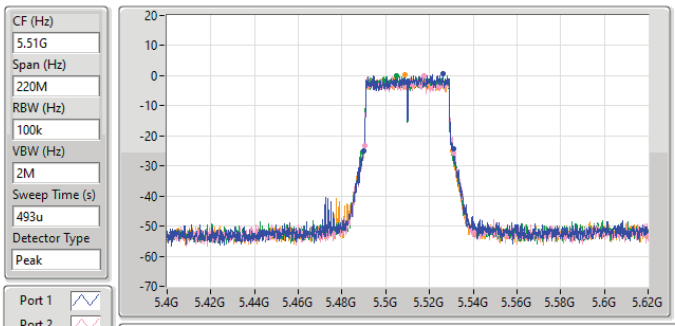

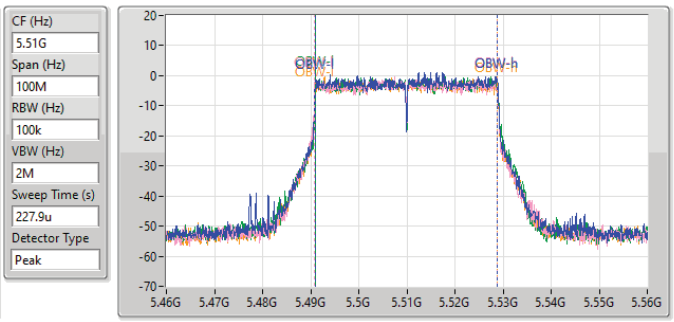

26dB(Hz)	Fl-26dB(Hz)	Fh-26dB(Hz)	OBW(Hz)	Fl-OBW(Hz)	Fh-OBW(Hz)	Limit(Hz)	Port
41.47M	5.48976G	5.53123G	37.881M	5.491009G	5.528891G	Inf	1
41.03M	5.4902G	5.53123G	38.031M	5.49086G	5.528891G	Inf	2
41.36M	5.48965G	5.53101G	37.881M	5.491009G	5.528891G	Inf	3
41.47M	5.48932G	5.53079G	37.831M	5.491059G	5.528891G	Inf	4

5.47-5.725GHz_802.11be EHT40_Nss1,(MCS0)_4TX **EBW**

5550MHz

15/11/2023

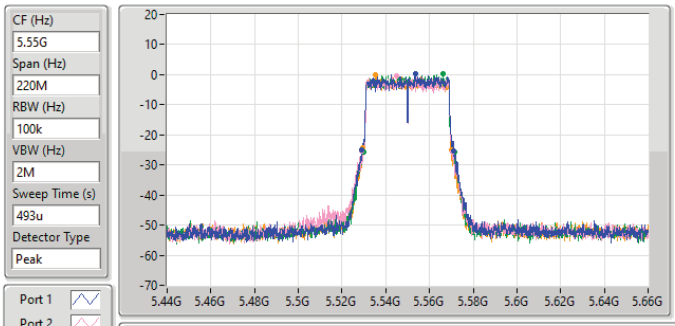

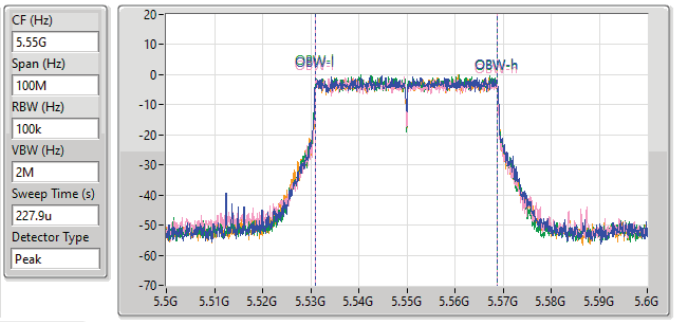

26dB(Hz)	Fl-26dB(Hz)	Fh-26dB(Hz)	OBW(Hz)	Fl-OBW(Hz)	Fh-OBW(Hz)	Limit(Hz)	Port
41.91M	5.5291G	5.57101G	37.881M	5.531009G	5.568891G	Inf	1
41.58M	5.52899G	5.57057G	37.831M	5.531009G	5.568841G	Inf	2
41.47M	5.52987G	5.57134G	37.831M	5.53096G	5.568791G	Inf	3
40.26M	5.52965G	5.56991G	37.831M	5.531009G	5.568841G	Inf	4

5.47-5.725GHz_802.11be EHT40_Nss1,(MCS0)_4TX **EBW**

5670MHz

15/11/2023

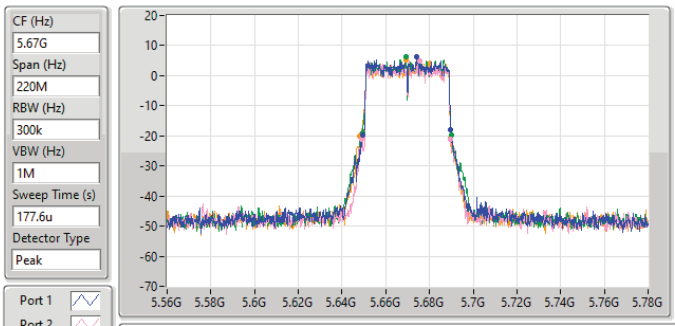

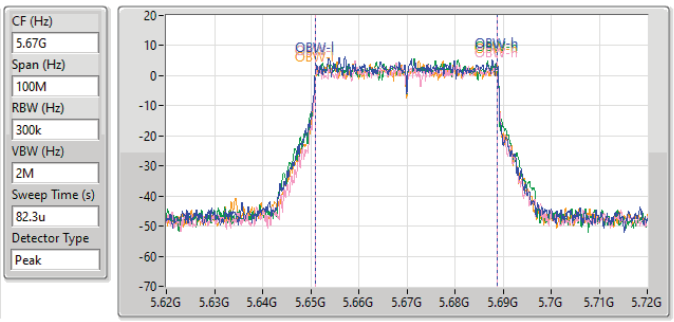

26dB(Hz)	Fl-26dB(Hz)	Fh-26dB(Hz)	OBW(Hz)	Fl-OBW(Hz)	Fh-OBW(Hz)	Limit(Hz)	Port
39.93M	5.64954G	5.68947G	37.881M	5.651009G	5.688891G	Inf	1
40.59M	5.6491G	5.68969G	37.881M	5.651009G	5.688891G	Inf	2
40.81M	5.64932G	5.69013G	37.931M	5.65096G	5.688891G	Inf	3
41.69M	5.64811G	5.6898G	37.831M	5.651059G	5.688891G	Inf	4

5.47-5.725GHz_802.11be EHT40_Nss1,(MCS0)_4TX **EBW**

5710MHz Straddle 5.47-5.725GHz

15/11/2023

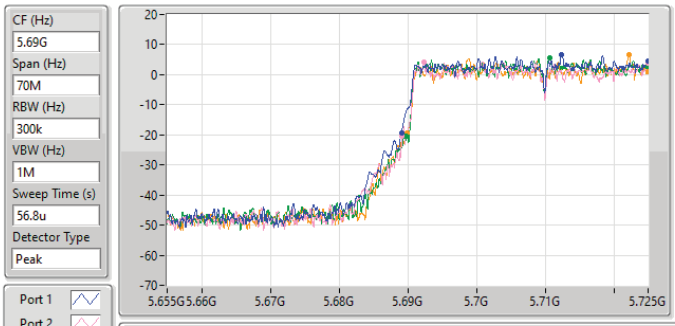

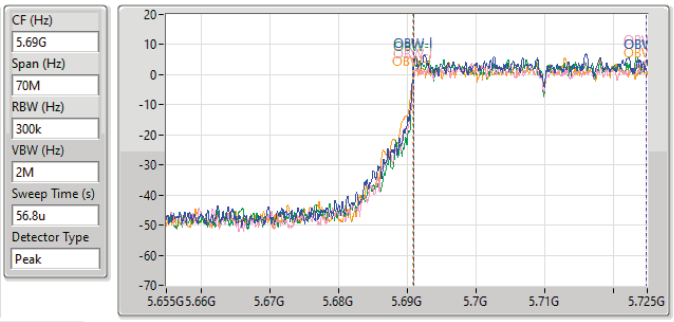

26dB(Hz)	Fl-26dB(Hz)	Fh-26dB(Hz)	OBW(Hz)	Fl-OBW(Hz)	Fh-OBW(Hz)	Limit(Hz)	Port
35.91M	5.68909G	5.725G	33.933M	5.690945G	5.724878G	Inf	1
35.84M	5.68916G	5.725G	33.898M	5.691014G	5.724913G	Inf	2
35.245M	5.689755G	5.725G	33.933M	5.690945G	5.724878G	Inf	3
35.035M	5.689965G	5.725G	33.898M	5.690875G	5.724773G	Inf	4

5.725-5.85GHz_802.11be EHT40_Nss1,(MCS0)_4TX **EBW**

5710MHz Straddle 5.725-5.85GHz

15/11/2023

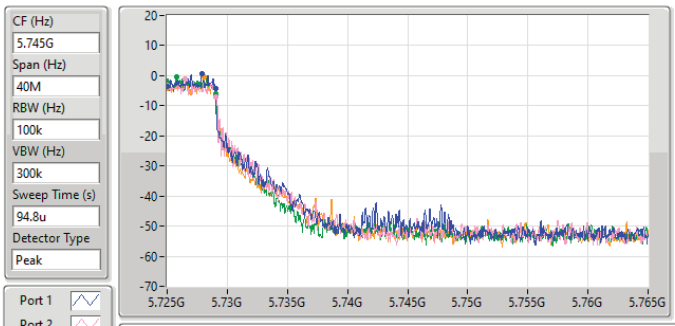

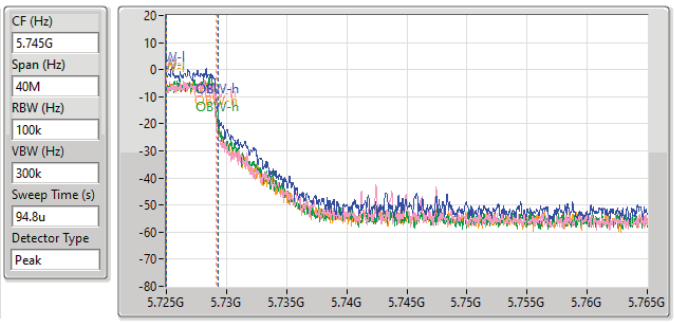

6dB(Hz)	Fl-6dB(Hz)	Fh-6dB(Hz)	OBW(Hz)	Fl-OBW(Hz)	Fh-OBW(Hz)	Limit(Hz)	Port
4M	5.725G	5.729G	4.238M	5.72503G	5.729268G	500k	1
4.02M	5.725G	5.72902G	4.078M	5.72501G	5.729088G	500k	2
4.04M	5.725G	5.72904G	4.258M	5.72503G	5.729288G	500k	3
4.08M	5.725G	5.72908G	4.218M	5.72503G	5.729248G	500k	4

5.725-5.85GHz_802.11be EHT40_Nss1,(MCS0)_4TX **EBW**

5755MHz

15/11/2023

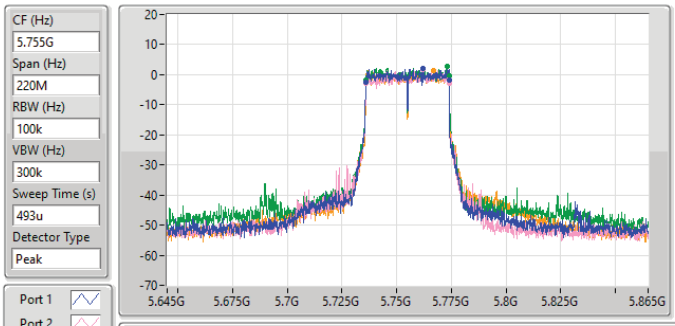

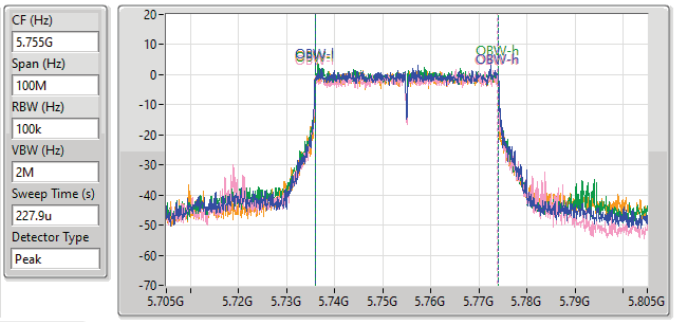

6dB(Hz)	Fl-6dB(Hz)	Fh-6dB(Hz)	OBW(Hz)	Fl-OBW(Hz)	Fh-OBW(Hz)	Limit(Hz)	Port
38.17M	5.73586G	5.77403G	38.031M	5.73596G	5.773991G	500k	1
38.17M	5.73586G	5.77403G	37.931M	5.73596G	5.773891G	500k	2
38.17M	5.73586G	5.77403G	37.931M	5.736009G	5.773941G	500k	3
38.17M	5.73586G	5.77403G	37.931M	5.73596G	5.773891G	500k	4

5.725-5.85GHz_802.11be EHT40_Nss1,(MCS0)_4TX **EBW**

5795MHz

15/11/2023

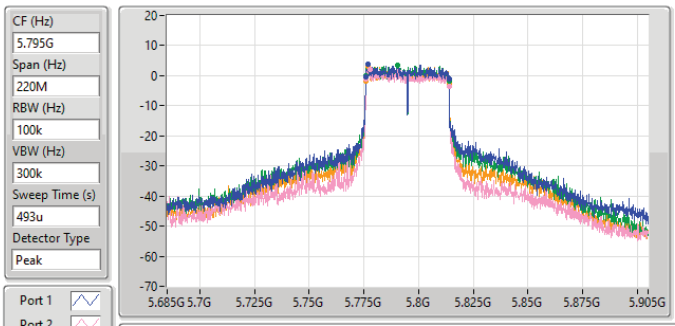

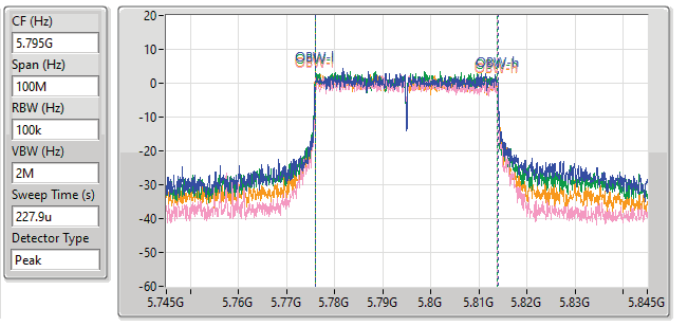

6dB(Hz)	Fl-6dB(Hz)	Fh-6dB(Hz)	OBW(Hz)	Fl-OBW(Hz)	Fh-OBW(Hz)	Limit(Hz)	Port
38.17M	5.77586G	5.81403G	37.981M	5.77596G	5.813941G	500k	1
38.17M	5.77586G	5.81403G	37.881M	5.77596G	5.813841G	500k	2
38.17M	5.77586G	5.81403G	37.881M	5.77596G	5.813841G	500k	3
38.17M	5.77586G	5.81403G	37.931M	5.77596G	5.813891G	500k	4

5.15-5.25GHz_802.11be EHT80_Nss1,(MCS0)_4TX **EBW**

5210MHz

15/11/2023

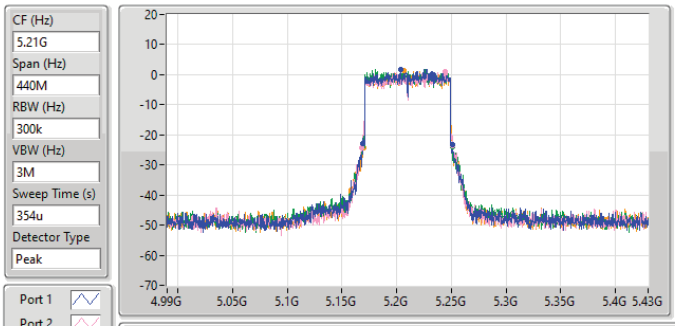

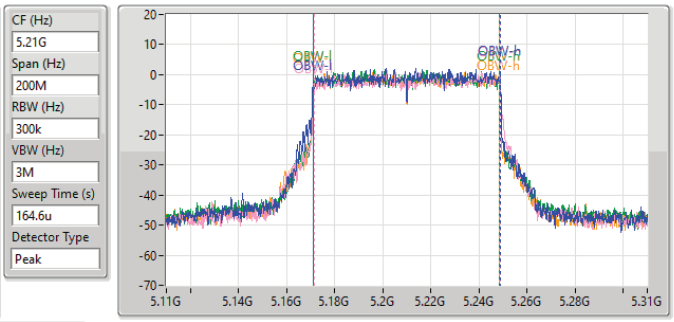

26dB(Hz)	Fl-26dB(Hz)	Fh-26dB(Hz)	OBW(Hz)	Fl-OBW(Hz)	Fh-OBW(Hz)	Limit(Hz)	Port
82.28M	5.16864G	5.25092G	77.561M	5.171219G	5.248781G	Inf	1
83.6M	5.16776G	5.25136G	77.561M	5.171319G	5.248881G	Inf	2
82.28M	5.16842G	5.2507G	77.461M	5.171219G	5.248681G	Inf	3
81.4M	5.16974G	5.25114G	77.461M	5.171219G	5.248681G	Inf	4

5.25-5.35GHz_802.11be EHT80_Nss1,(MCS0)_4TX **EBW**

5290MHz

15/11/2023

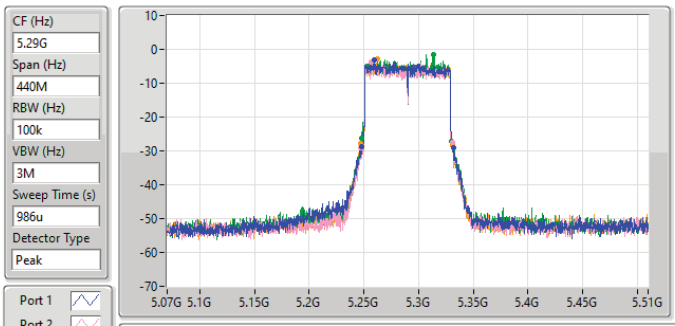

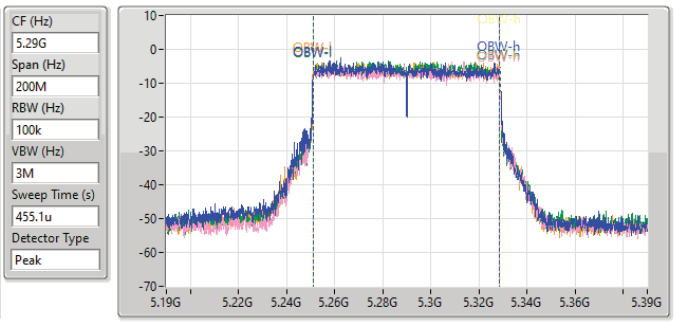

26dB(Hz)	Fl-26dB(Hz)	Fh-26dB(Hz)	OBW(Hz)	Fl-OBW(Hz)	Fh-OBW(Hz)	Limit(Hz)	Port
84.04M	5.24776G	5.3318G	77.461M	5.251219G	5.328681G	Inf	1
84.04M	5.24732G	5.33136G	77.461M	5.251119G	5.328581G	Inf	2
82.5M	5.24776G	5.33026G	77.361M	5.251219G	5.328581G	Inf	3
84.92M	5.24666G	5.33158G	77.561M	5.251119G	5.328681G	Inf	4

5.47-5.725GHz_802.11be EHT80_Nss1,(MCS0)_4TX **EBW**

5530MHz

15/11/2023

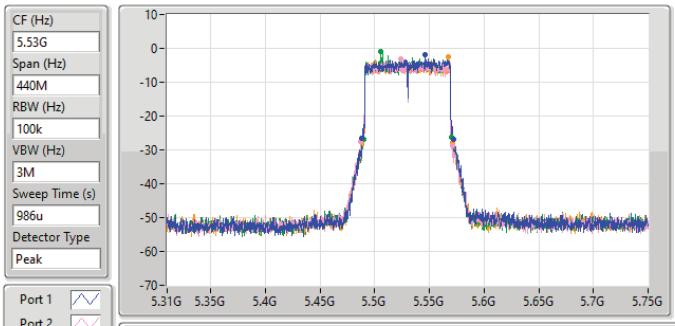

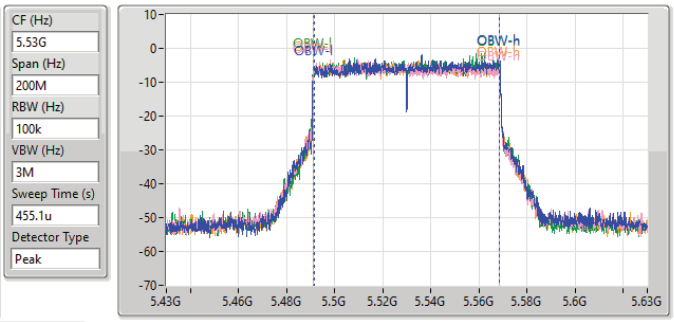

26dB(Hz)	Fl-26dB(Hz)	Fh-26dB(Hz)	OBW(Hz)	Fl-OBW(Hz)	Fh-OBW(Hz)	Limit(Hz)	Port
83.6M	5.4882G	5.5718G	77.361M	5.491319G	5.568681G	Inf	1
84.04M	5.48732G	5.57136G	77.461M	5.491219G	5.568681G	Inf	2
80.96M	5.48952G	5.57048G	77.561M	5.491119G	5.568681G	Inf	3
82.94M	5.4882G	5.57114G	77.461M	5.491219G	5.568681G	Inf	4

5.47-5.725GHz_802.11be EHT80_Nss1,(MCS0)_4TX **EBW**

5610MHz

15/11/2023

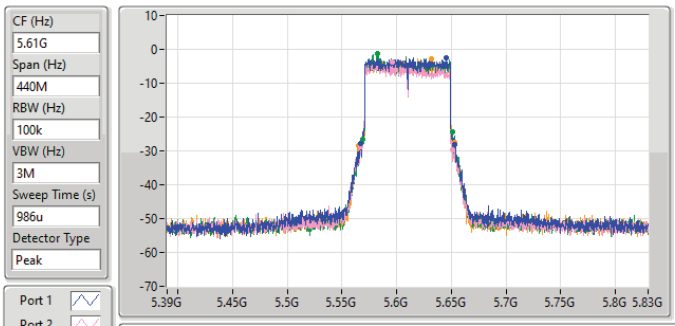

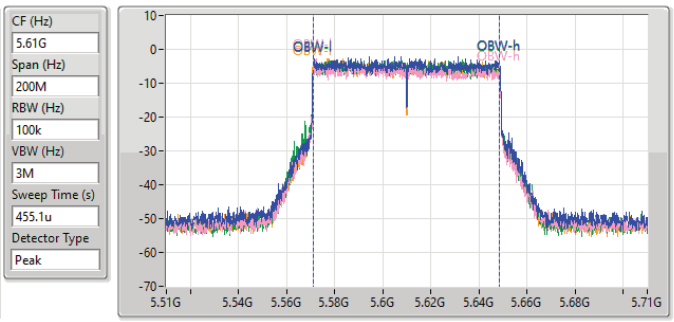

26dB(Hz)	Fl-26dB(Hz)	Fh-26dB(Hz)	OBW(Hz)	Fl-OBW(Hz)	Fh-OBW(Hz)	Limit(Hz)	Port
86.68M	5.56666G	5.65334G	77.461M	5.571219G	5.648681G	Inf	1
83.6M	5.56732G	5.65092G	77.661M	5.571019G	5.648681G	Inf	2
82.72M	5.56864G	5.65136G	77.561M	5.571119G	5.648681G	Inf	3
88.22M	5.56468G	5.6529G	77.561M	5.571119G	5.648681G	Inf	4

5.47-5.725GHz_802.11be EHT80_Nss1,(MCS0)_4TX **EBW**

5690MHz Straddle 5.47-5.725GHz

15/11/2023

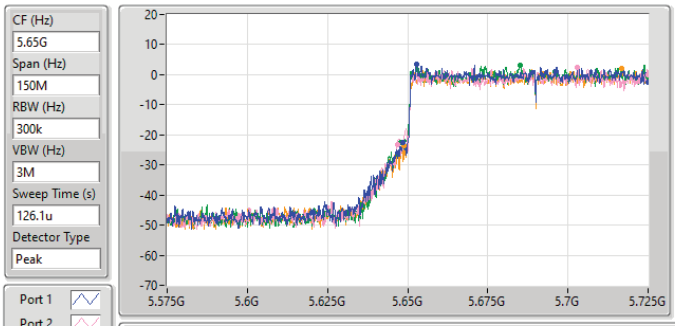

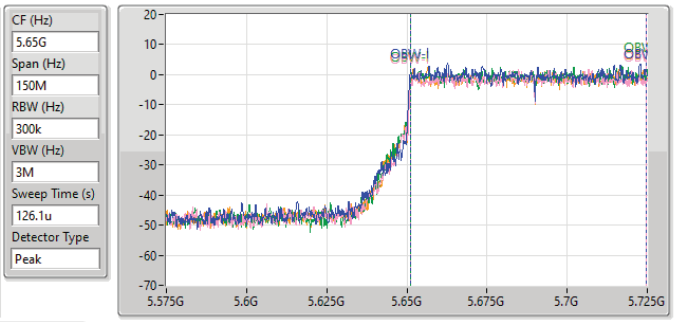

26dB(Hz)	Fl-26dB(Hz)	Fh-26dB(Hz)	OBW(Hz)	Fl-OBW(Hz)	Fh-OBW(Hz)	Limit(Hz)	Port
76.575M	5.648425G	5.725G	73.613M	5.651049G	5.724663G	Inf	1
78.225M	5.646775G	5.725G	73.463M	5.651199G	5.724663G	Inf	2
77.25M	5.64775G	5.725G	73.538M	5.651199G	5.724738G	Inf	3
76.05M	5.64895G	5.725G	73.538M	5.651124G	5.724663G	Inf	4

5.725-5.85GHz_802.11be EHT80_Nss1,(MCS0)_4TX **EBW**

5690MHz Straddle 5.725-5.85GHz

15/11/2023

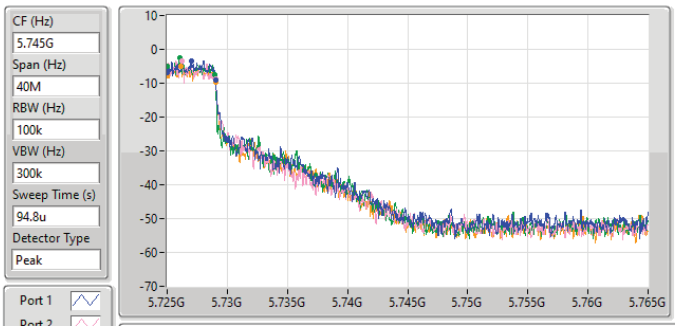

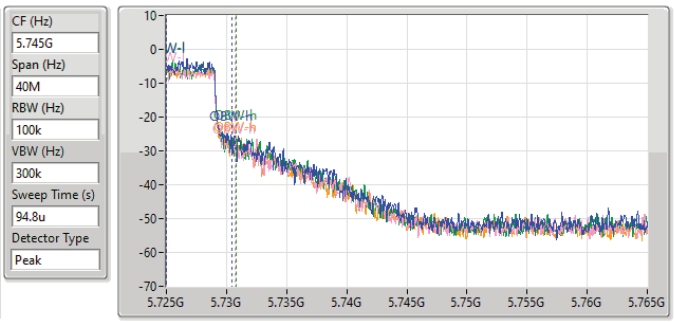

6dB(Hz)	Fl-6dB(Hz)	Fh-6dB(Hz)	OBW(Hz)	Fl-OBW(Hz)	Fh-OBW(Hz)	Limit(Hz)	Port
4.02M	5.725G	5.72902G	5.397M	5.72503G	5.730427G	500k	1
4M	5.725G	5.729G	5.717M	5.72503G	5.730747G	500k	2
3.98M	5.725G	5.72898G	5.797M	5.72501G	5.730807G	500k	3
4.02M	5.725G	5.72902G	5.817M	5.72501G	5.730827G	500k	4

5.725-5.85GHz_802.11be EHT80_Nss1,(MCS0)_4TX **EBW**

5775MHz

15/11/2023

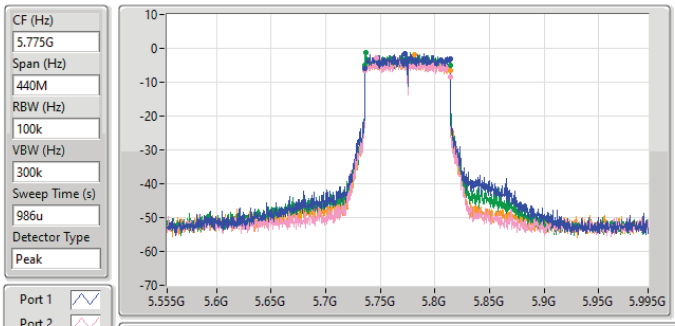

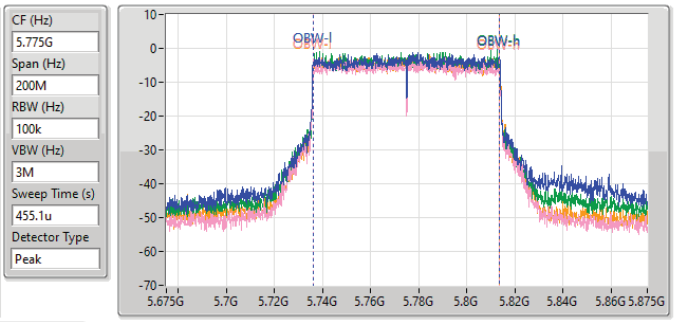

6dB(Hz)	Fl-6dB(Hz)	Fh-6dB(Hz)	OBW(Hz)	Fl-OBW(Hz)	Fh-OBW(Hz)	Limit(Hz)	Port
78.1M	5.73584G	5.81394G	77.561M	5.736119G	5.813681G	500k	1
78.1M	5.73584G	5.81394G	77.461M	5.736219G	5.813681G	500k	2
78.1M	5.73584G	5.81394G	77.461M	5.736119G	5.813581G	500k	3
78.1M	5.73584G	5.81394G	77.561M	5.736119G	5.813681G	500k	4

5.15-5.25GHz_802.11be EHT160_Nss1,(MCS0)_4TX **EBW**

5250MHz Straddle 5.15-5.25GHz

15/11/2023

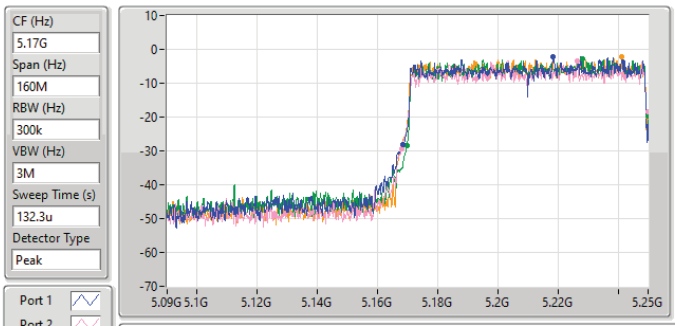

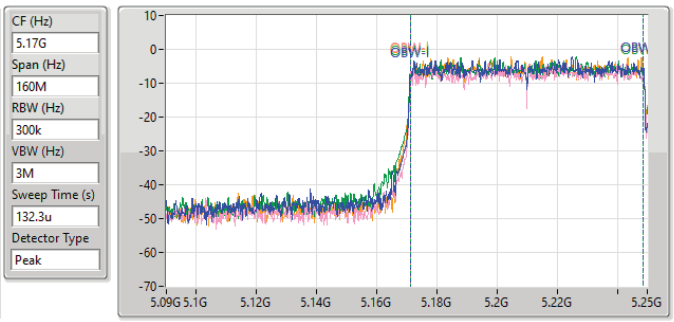

26dB(Hz)	Fl-26dB(Hz)	Fh-26dB(Hz)	OBW(Hz)	Fl-OBW(Hz)	Fh-OBW(Hz)	Limit(Hz)	Port
81.6M	5.1684G	5.25G	77.321M	5.171359G	5.248681G	Inf	1
82.08M	5.16792G	5.25G	77.481M	5.171199G	5.248681G	Inf	2
80.24M	5.16976G	5.25G	77.321M	5.171279G	5.248601G	Inf	3
81.6M	5.1684G	5.25G	77.401M	5.171279G	5.248681G	Inf	4

5.25-5.35GHz_802.11be EHT160_Nss1,(MCS0)_4TX **EBW**

5250MHz Straddle 5.25-5.35GHz

15/11/2023

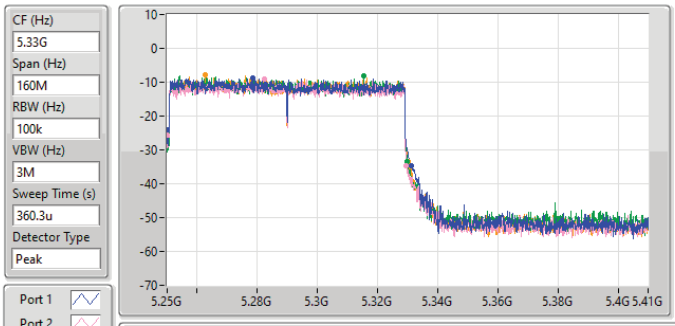

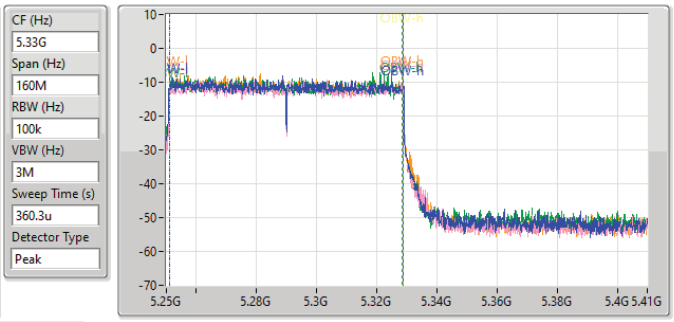

26dB(Hz)	Fl-26dB(Hz)	Fh-26dB(Hz)	OBW(Hz)	Fl-OBW(Hz)	Fh-OBW(Hz)	Limit(Hz)	Port
81.36M	5.25G	5.33136G	77.481M	5.251159G	5.328641G	Inf	1
79.6M	5.25G	5.3296G	77.561M	5.251159G	5.328721G	Inf	2
79.92M	5.25G	5.32992G	77.401M	5.251159G	5.328561G	Inf	3
80.24M	5.25G	5.33024G	77.481M	5.251159G	5.328641G	Inf	4

5.47-5.725GHz_802.11be EHT160_Nss1,(MCS0)_4TX **EBW**

5570MHz

15/11/2023

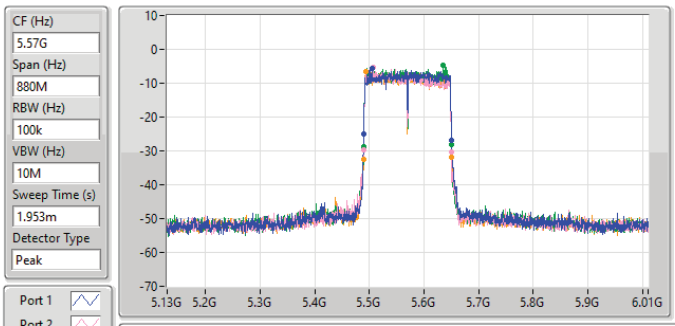

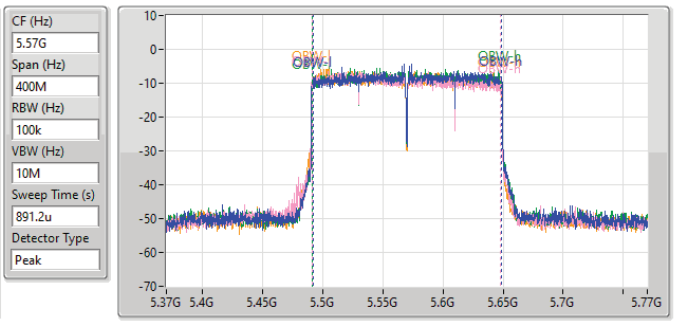

26dB(Hz)	Fl-26dB(Hz)	Fh-26dB(Hz)	OBW(Hz)	Fl-OBW(Hz)	Fh-OBW(Hz)	Limit(Hz)	Port
161.92M	5.48904G	5.65096G	156.522M	5.491839G	5.648361G	Inf	1
159.72M	5.48992G	5.64964G	156.522M	5.491439G	5.647961G	Inf	2
159.72M	5.48992G	5.64964G	156.522M	5.491639G	5.648161G	Inf	3
160.6M	5.48948G	5.65008G	156.722M	5.491439G	5.648161G	Inf	4

Summary

Mode	Total Power (dBm)	Total Power (W)	EIRP (dBm)	EIRP (W)
5.15-5.25GHz	-	-	-	-
802.11a_Nss1,(6Mbps)_4TX	26.12	0.40926	31.18	1.31220
802.11be EHT20_Nss1,(MCS0)_4TX	26.71	0.46881	31.77	1.50314
802.11be EHT40_Nss1,(MCS0)_4TX	24.74	0.29785	29.80	0.95499
802.11be EHT80_Nss1,(MCS0)_4TX	22.84	0.19231	27.90	0.61660
802.11be EHT160_Nss1,(MCS0)_4TX	18.56	0.07178	23.62	0.23014
5.25-5.35GHz	-	-	-	-
802.11a_Nss1,(6Mbps)_4TX	22.07	0.16106	27.36	0.54450
802.11be EHT20_Nss1,(MCS0)_4TX	22.22	0.16672	27.51	0.56364
802.11be EHT40_Nss1,(MCS0)_4TX	23.85	0.24266	29.14	0.82035
802.11be EHT80_Nss1,(MCS0)_4TX	22.86	0.19320	28.15	0.65313
802.11be EHT160_Nss1,(MCS0)_4TX	18.09	0.06442	23.38	0.21777
5.47-5.725GHz	-	-	-	-
802.11a_Nss1,(6Mbps)_4TX	21.18	0.13122	26.63	0.46026
802.11be EHT20_Nss1,(MCS0)_4TX	21.44	0.13932	26.89	0.48865
802.11be EHT40_Nss1,(MCS0)_4TX	23.84	0.24210	29.29	0.84918
802.11be EHT80_Nss1,(MCS0)_4TX	23.84	0.24210	29.29	0.84918
802.11be EHT160_Nss1,(MCS0)_4TX	23.24	0.21086	28.69	0.73961
5.725-5.85GHz	-	-	-	-
802.11a_Nss1,(6Mbps)_4TX	26.19	0.41591	31.36	1.36773
802.11be EHT20_Nss1,(MCS0)_4TX	26.88	0.48753	32.05	1.60325
802.11be EHT40_Nss1,(MCS0)_4TX	26.72	0.46989	31.89	1.54525
802.11be EHT80_Nss1,(MCS0)_4TX	24.57	0.28642	29.74	0.94189

Result

Mode	Result	DG (dBi)	Port 1 (dBm)	Port 2 (dBm)	Port 3 (dBm)	Port 4 (dBm)	Total Power (dBm)	Power Limit (dBm)	EIRP (dBm)	EIRP Limit (dBm)
802.11a_Nss1,(6Mbps)_4TX	-	-	-	-	-	-	-	-	-	-
5180MHz	Pass	5.06	17.61	16.70	17.50	17.35	23.32	30.00	28.38	36.00
5200MHz	Pass	5.06	18.68	17.67	18.46	18.56	24.38	30.00	29.44	36.00
5240MHz	Pass	5.06	20.42	19.84	19.90	20.22	26.12	30.00	31.18	36.00
5260MHz	Pass	5.29	16.32	15.57	15.99	16.26	22.07	23.98	27.36	30.00
5300MHz	Pass	5.29	15.96	15.38	16.02	15.56	21.76	23.98	27.05	30.00
5320MHz	Pass	5.29	16.19	15.44	15.90	15.33	21.75	23.98	27.04	30.00
5500MHz	Pass	5.45	15.62	14.90	15.18	14.89	21.18	23.98	26.63	30.00
5580MHz	Pass	5.45	15.66	14.57	15.40	14.66	21.12	23.98	26.57	30.00
5700MHz	Pass	5.45	15.96	14.28	15.38	14.84	21.18	23.98	26.63	30.00
5720MHz Straddle 5.47-5.725GHz	Pass	5.45	14.95	13.89	14.59	14.19	20.44	22.98	25.89	28.98
5720MHz Straddle 5.725-5.85GHz	Pass	5.17	8.88	7.79	8.41	8.18	14.35	30.00	19.52	36.00
5745MHz	Pass	5.17	20.47	19.59	20.71	19.79	26.19	30.00	31.36	36.00
5785MHz	Pass	5.17	20.54	19.58	20.45	19.91	26.16	30.00	31.33	36.00
5825MHz	Pass	5.17	20.10	19.17	20.12	19.28	25.71	30.00	30.88	36.00
802.11be EHT20_Nss1,(MCS0)_4TX	-	-	-	-	-	-	-	-	-	-
5180MHz	Pass	5.06	18.15	16.98	18.15	17.73	23.80	30.00	28.86	36.00
5200MHz	Pass	5.06	19.05	18.07	19.06	18.97	24.83	30.00	29.89	36.00
5240MHz	Pass	5.06	20.99	20.30	20.78	20.66	26.71	30.00	31.77	36.00
5260MHz	Pass	5.29	16.36	15.44	16.46	16.34	22.19	23.98	27.48	30.00
5300MHz	Pass	5.29	16.32	15.76	16.52	16.15	22.22	23.98	27.51	30.00
5320MHz	Pass	5.29	16.69	15.74	16.25	15.87	22.17	23.98	27.46	30.00
5500MHz	Pass	5.45	15.64	14.83	15.42	15.40	21.35	23.98	26.80	30.00
5580MHz	Pass	5.45	15.84	14.82	15.86	15.04	21.44	23.98	26.89	30.00
5700MHz	Pass	5.45	15.99	14.56	15.28	14.91	21.24	23.98	26.69	30.00
5720MHz Straddle 5.47-5.725GHz	Pass	5.45	14.66	13.18	14.00	13.19	19.82	22.84	25.27	28.84
5720MHz Straddle 5.725-5.85GHz	Pass	5.17	9.21	8.07	8.96	8.71	14.78	30.00	19.95	36.00
5745MHz	Pass	5.17	21.19	20.16	21.43	20.55	26.88	30.00	32.05	36.00
5785MHz	Pass	5.17	21.19	20.04	21.38	20.59	26.85	30.00	32.02	36.00
5825MHz	Pass	5.17	20.71	19.72	20.74	20.21	26.39	30.00	31.56	36.00
802.11be EHT40_Nss1,(MCS0)_4TX	-	-	-	-	-	-	-	-	-	-
5190MHz	Pass	5.06	17.07	16.20	17.25	17.20	22.97	30.00	28.03	36.00
5230MHz	Pass	5.06	19.08	18.31	18.90	18.55	24.74	30.00	29.80	36.00
5270MHz	Pass	5.29	18.18	17.26	18.00	17.82	23.85	23.98	29.14	30.00
5310MHz	Pass	5.29	17.32	16.38	17.05	16.58	22.87	23.98	28.16	30.00
5510MHz	Pass	5.45	18.39	17.40	17.93	17.47	23.84	23.98	29.29	30.00
5550MHz	Pass	5.45	17.86	17.39	17.89	17.30	23.64	23.98	29.09	30.00
5670MHz	Pass	5.45	18.38	17.01	17.96	17.29	23.71	23.98	29.16	30.00
5710MHz Straddle 5.47-5.725GHz	Pass	5.45	18.24	16.57	17.59	17.14	23.45	23.98	28.90	30.00
5710MHz Straddle 5.725-5.85GHz	Pass	5.17	9.01	7.70	8.70	7.79	14.36	30.00	19.53	36.00
5755MHz	Pass	5.17	19.84	18.85	20.23	19.34	25.62	30.00	30.79	36.00
5795MHz	Pass	5.17	21.21	19.83	21.19	20.41	26.72	30.00	31.89	36.00
802.11be EHT80_Nss1,(MCS0)_4TX	-	-	-	-	-	-	-	-	-	-
5210MHz	Pass	5.06	17.11	16.35	17.02	16.76	22.84	30.00	27.90	36.00
5290MHz	Pass	5.29	17.05	16.20	17.18	16.86	22.86	23.98	28.15	30.00
5530MHz	Pass	5.45	17.80	17.32	17.73	17.34	23.57	23.98	29.02	30.00
5610MHz	Pass	5.45	18.68	16.89	17.68	17.85	23.84	23.98	29.29	30.00
5690MHz Straddle 5.47-5.725GHz	Pass	5.45	17.84	17.94	16.76	17.21	23.48	23.98	28.93	30.00
5690MHz Straddle 5.725-5.85GHz	Pass	5.17	5.82	4.84	5.50	4.94	11.31	30.00	16.48	36.00
5775MHz	Pass	5.17	19.18	17.60	19.01	18.22	24.57	30.00	29.74	36.00
802.11be EHT160_Nss1,(MCS0)_4TX	-	-	-	-	-	-	-	-	-	-
5250MHz Straddle 5.15-5.25GHz	Pass	5.06	12.76	11.46	12.81	12.97	18.56	30.00	23.62	36.00
5250MHz Straddle 5.25-5.35GHz	Pass	5.29	12.13	11.58	12.28	12.25	18.09	23.98	23.38	30.00
5570MHz	Pass	5.45	17.48	16.83	17.60	16.91	23.24	23.98	28.69	30.00

DG = Directional Gain; Port X = Port X output power

5.47-5.725GHz_802.11a_Nss1,(6Mbps)_4TX **AV Power**

5720MHz Straddle 5.47-5.725GHz_TX

10/11/2023

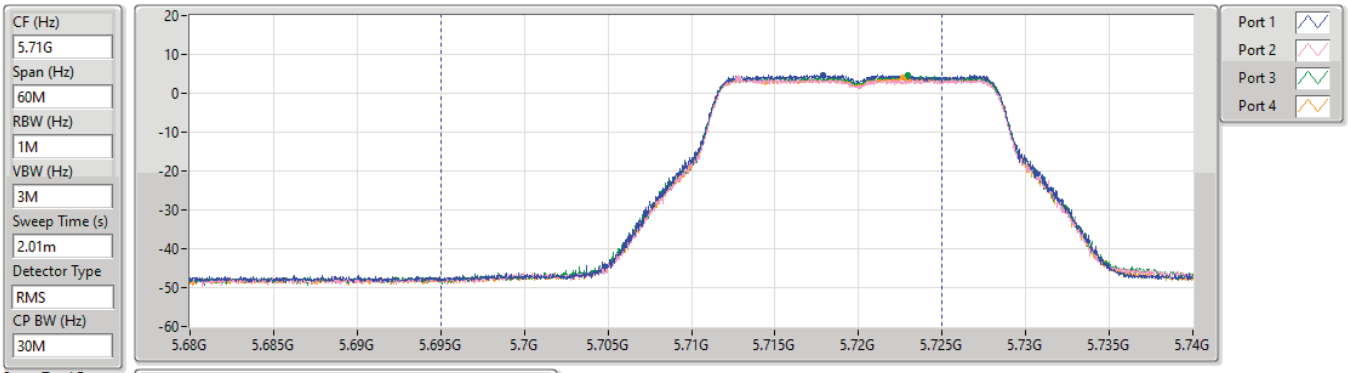

Sum(dBm)	P1(dBm)	P2(dBm)	P3(dBm)	P4(dBm)
20.44	14.95	13.89	14.59	14.19

5.725-5.85GHz_802.11a_Nss1,(6Mbps)_4TX **AV Power**

5720MHz Straddle 5.725-5.85GHz_TX

10/11/2023

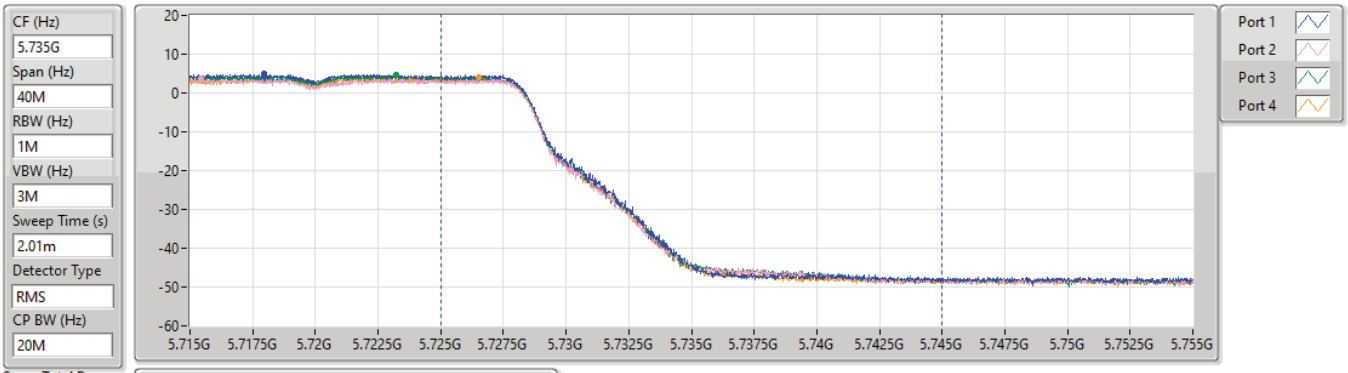

Sum(dBm)	P1(dBm)	P2(dBm)	P3(dBm)	P4(dBm)
14.35	8.88	7.79	8.41	8.18

5.47-5.725GHz_802.11be EHT20_Nss1,(MCS0)_4TX **AV Power**

5720MHz Straddle 5.47-5.725GHz_TX

15/11/2023

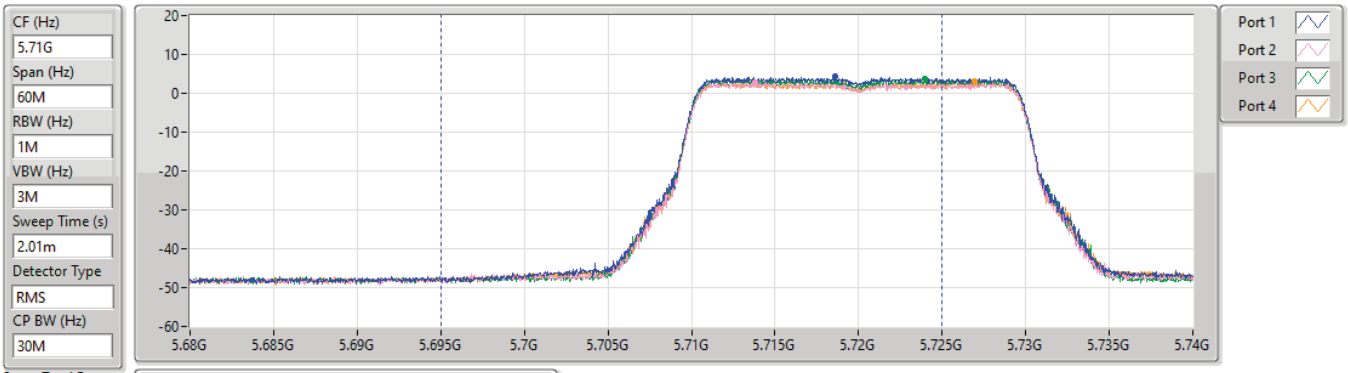

Sum=Total Power
PX=Port X

Sum(dBm)	P1(dBm)	P2(dBm)	P3(dBm)	P4(dBm)
19.82	14.66	13.18	14.00	13.19

5.725-5.85GHz_802.11be EHT20_Nss1,(MCS0)_4TX **AV Power**

5720MHz Straddle 5.725-5.85GHz_TX

15/11/2023

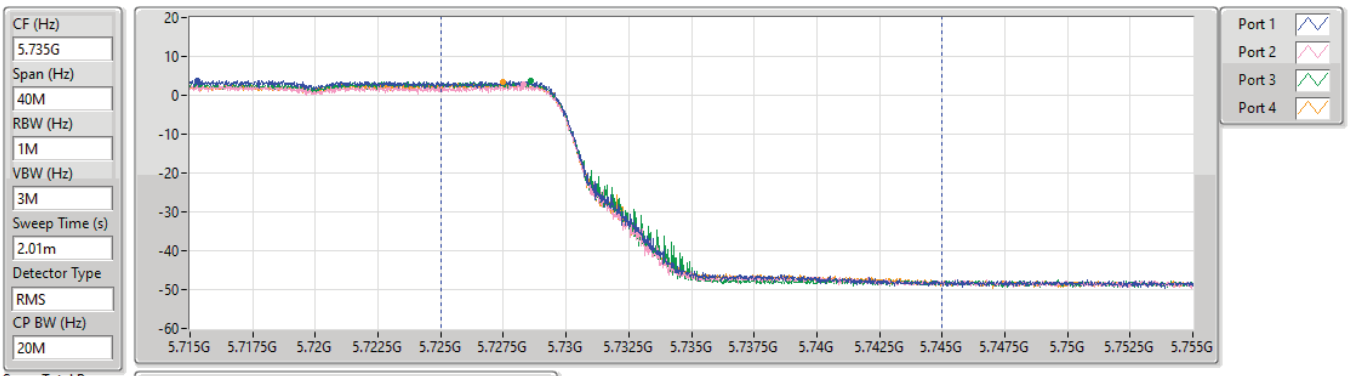

Sum=Total Power
PX=Port X

Sum(dBm)	P1(dBm)	P2(dBm)	P3(dBm)	P4(dBm)
14.78	9.21	8.07	8.96	8.71

5.47-5.725GHz_802.11be EHT40_Nss1,(MCS0)_4TX **AV Power**

5710MHz Straddle 5.47-5.725GHz_TX

15/11/2023

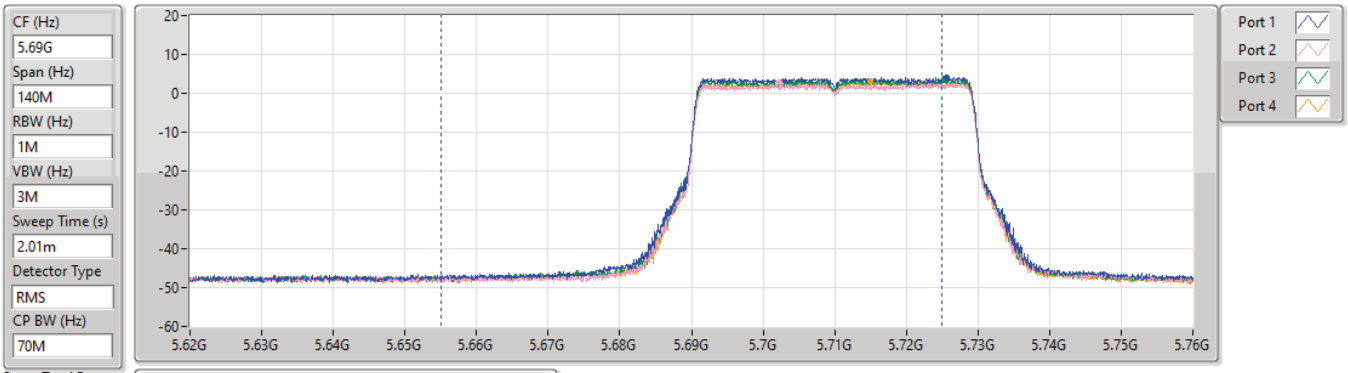

Sum=Total Power
PX=Port X

Sum(dBm)	P1(dBm)	P2(dBm)	P3(dBm)	P4(dBm)
23.45	18.24	16.57	17.59	17.14

5.725-5.85GHz_802.11be EHT40_Nss1,(MCS0)_4TX **AV Power**

5710MHz Straddle 5.725-5.85GHz_TX

15/11/2023

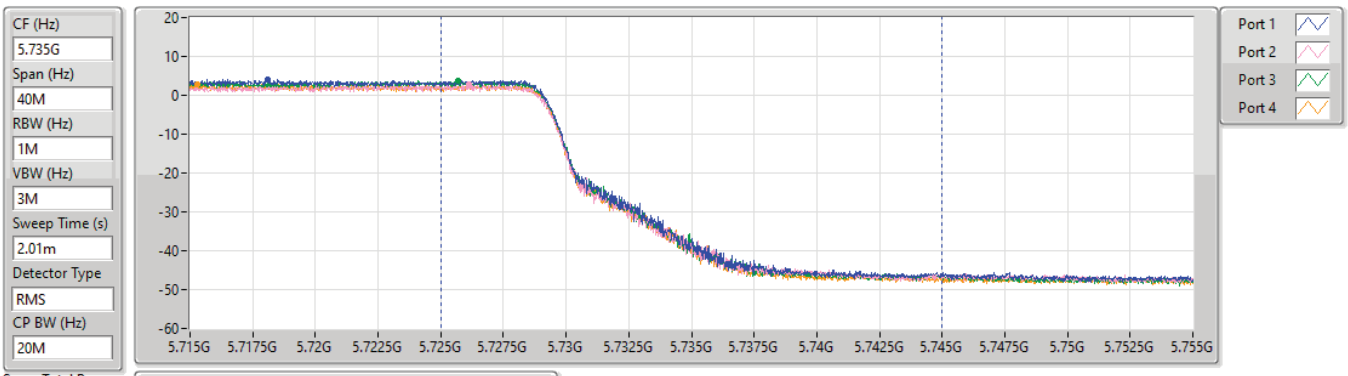

Sum=Total Power
PX=Port X

Sum(dBm)	P1(dBm)	P2(dBm)	P3(dBm)	P4(dBm)
14.36	9.01	7.70	8.70	7.79

5.47-5.725GHz_802.11be EHT80_Nss1,(MCS0)_4TX **AV Power**

5690MHz Straddle 5.47-5.725GHz_TX

15/11/2023

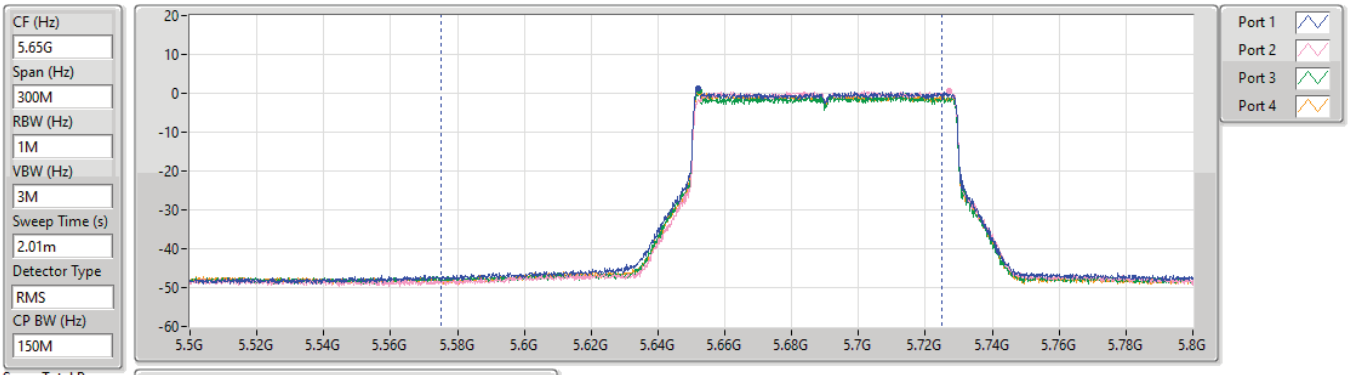

Sum=Total Power
PX=Port X

Sum(dBm)	P1(dBm)	P2(dBm)	P3(dBm)	P4(dBm)
23.48	17.84	17.94	16.76	17.21

5.725-5.85GHz_802.11be EHT80_Nss1,(MCS0)_4TX **AV Power**

5690MHz Straddle 5.725-5.85GHz_TX

15/11/2023

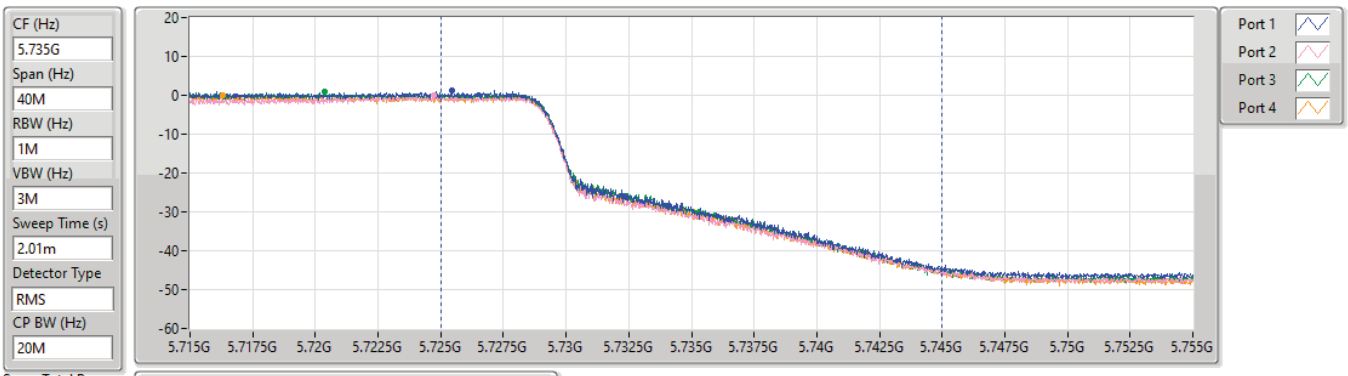

Sum=Total Power
PX=Port X

Sum(dBm)	P1(dBm)	P2(dBm)	P3(dBm)	P4(dBm)
11.31	5.82	4.84	5.50	4.94

5.15-5.25GHz_802.11be EHT160_Nss1,(MCS0)_4TX **AV Power**

5250MHz Straddle 5.15-5.25GHz_TX

15/11/2023

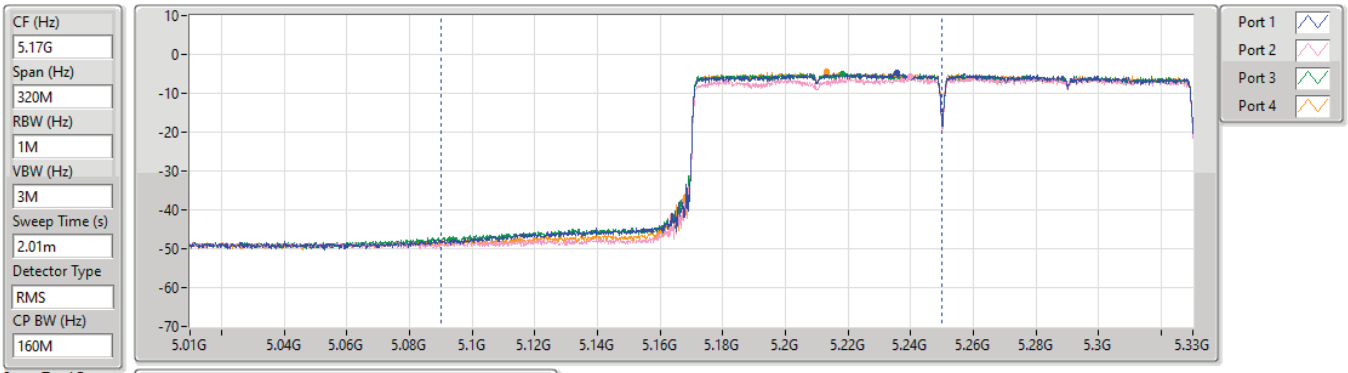

Sum=Total Power
PX=Port X

Sum(dBm)	P1(dBm)	P2(dBm)	P3(dBm)	P4(dBm)
18.56	12.76	11.46	12.81	12.97

5.25-5.35GHz_802.11be EHT160_Nss1,(MCS0)_4TX **AV Power**

5250MHz Straddle 5.25-5.35GHz_TX

15/11/2023

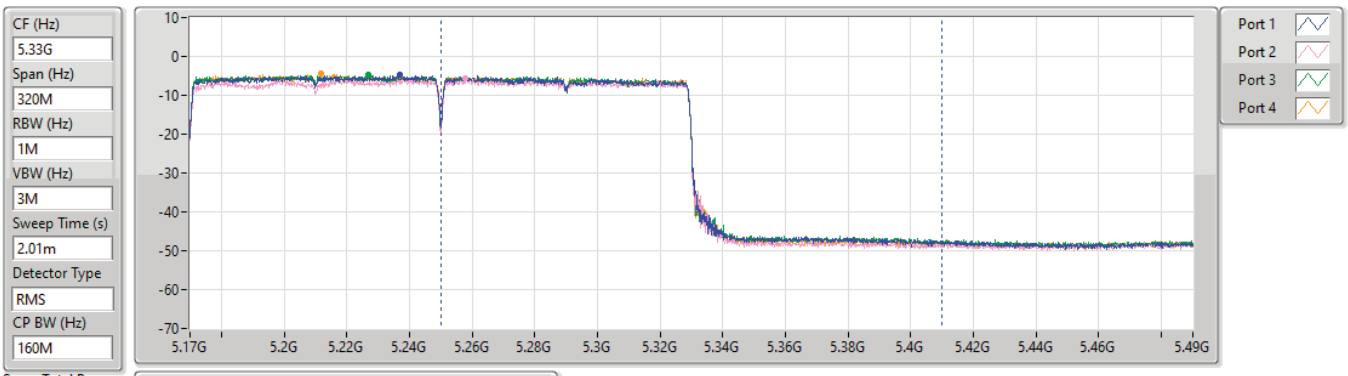

Sum=Total Power
PX=Port X

Sum(dBm)	P1(dBm)	P2(dBm)	P3(dBm)	P4(dBm)
18.09	12.13	11.58	12.28	12.25

Summary

Mode	Total Power (dBm)	Total Power (W)	EIRP (dBm)	EIRP (W)
5.15-5.25GHz	-	-	-	-
802.11be EHT20-BF_Nss1,(MCS0)_4TX	26.58	0.45499	33.89	2.44906
802.11be EHT40-BF_Nss1,(MCS0)_4TX	24.61	0.28907	31.92	1.55597
802.11be EHT80-BF_Nss1,(MCS0)_4TX	22.71	0.18664	30.02	1.00462
802.11be EHT160-BF_Nss1,(MCS0)_4TX	17.92	0.06194	25.23	0.33343
5.25-5.35GHz	-	-	-	-
802.11be EHT20-BF_Nss1,(MCS0)_4TX	21.59	0.14421	29.16	0.82414
802.11be EHT40-BF_Nss1,(MCS0)_4TX	21.74	0.14928	29.31	0.85310
802.11be EHT80-BF_Nss1,(MCS0)_4TX	21.73	0.14894	29.30	0.85114
802.11be EHT160-BF_Nss1,(MCS0)_4TX	17.59	0.05741	25.16	0.32810
5.47-5.725GHz	-	-	-	-
802.11be EHT20-BF_Nss1,(MCS0)_4TX	20.81	0.12050	29.38	0.86696
802.11be EHT40-BF_Nss1,(MCS0)_4TX	20.71	0.11776	29.28	0.84723
802.11be EHT80-BF_Nss1,(MCS0)_4TX	20.92	0.12359	29.49	0.88920
802.11be EHT160-BF_Nss1,(MCS0)_4TX	20.62	0.11535	29.19	0.82985
5.725-5.85GHz	-	-	-	-
802.11be EHT20-BF_Nss1,(MCS0)_4TX	26.26	0.42267	35.18	3.29610
802.11be EHT40-BF_Nss1,(MCS0)_4TX	26.09	0.40644	35.01	3.16957
802.11be EHT80-BF_Nss1,(MCS0)_4TX	24.44	0.27797	33.36	2.16770

Result

Mode	Result	DG (dBi)	Port 1 (dBm)	Port 2 (dBm)	Port 3 (dBm)	Port 4 (dBm)	Total Power (dBm)	Power Limit (dBm)	EIRP (dBm)	EIRP Limit (dBm)
802.11be EHT20-BF_Nss1,(MCS0)_4TX	-	-	-	-	-	-	-	-	-	-
5180MHz	Pass	7.31	18.00	16.83	18.02	17.61	23.66	28.69	30.97	36.00
5200MHz	Pass	7.31	18.92	17.94	18.94	18.84	24.70	28.69	32.01	36.00
5240MHz	Pass	7.31	20.87	20.20	20.64	20.52	26.58	28.69	33.89	36.00
5260MHz	Pass	7.57	15.76	14.79	15.81	15.69	21.55	22.41	29.12	30.00
5300MHz	Pass	7.57	15.70	15.13	15.92	15.50	21.59	22.41	29.16	30.00
5320MHz	Pass	7.57	16.09	15.10	15.65	15.23	21.56	22.41	29.13	30.00
5500MHz	Pass	8.57	15.01	14.23	14.80	14.80	20.74	21.41	29.31	30.00
5580MHz	Pass	8.57	15.20	14.18	15.24	14.44	20.81	21.41	29.38	30.00
5700MHz	Pass	8.57	15.34	13.95	14.66	14.31	20.62	21.41	29.19	30.00
5720MHz Straddle 5.47-5.725GHz	Pass	8.57	14.02	12.73	13.56	13.09	19.40	20.27	27.97	28.84
5720MHz Straddle 5.725-5.85GHz	Pass	8.92	9.07	7.80	8.47	7.99	14.38	27.08	23.30	36.00
5745MHz	Pass	8.92	20.56	19.51	20.80	19.92	26.25	27.08	35.17	36.00
5785MHz	Pass	8.92	20.54	19.42	20.76	19.97	26.22	27.08	35.14	36.00
5825MHz	Pass	8.92	20.61	19.61	20.61	20.06	26.26	27.08	35.18	36.00
802.11be EHT40-BF_Nss1,(MCS0)_4TX	-	-	-	-	-	-	-	-	-	-
5190MHz	Pass	7.31	16.93	16.09	17.10	17.10	22.85	28.69	30.16	36.00
5230MHz	Pass	7.31	18.98	18.16	18.75	18.44	24.61	28.69	31.92	36.00
5270MHz	Pass	7.57	16.08	15.16	15.87	15.70	21.74	22.41	29.31	30.00
5310MHz	Pass	7.57	16.17	15.25	15.92	15.47	21.74	22.41	29.31	30.00
5510MHz	Pass	8.57	15.25	14.29	14.79	14.34	20.71	21.41	29.28	30.00
5550MHz	Pass	8.57	14.74	14.24	14.76	14.15	20.50	21.41	29.07	30.00
5670MHz	Pass	8.57	15.28	13.86	14.83	14.17	20.59	21.41	29.16	30.00
5710MHz Straddle 5.47-5.725GHz	Pass	8.57	15.39	13.91	14.64	14.39	20.64	21.41	29.21	30.00
5710MHz Straddle 5.725-5.85GHz	Pass	8.92	6.43	4.84	5.42	4.59	11.40	27.08	20.32	36.00
5755MHz	Pass	8.92	19.69	18.71	20.13	19.22	25.49	27.08	34.41	36.00
5795MHz	Pass	8.92	20.56	19.23	20.55	19.79	26.09	27.08	35.01	36.00
802.11be EHT80-BF_Nss1,(MCS0)_4TX	-	-	-	-	-	-	-	-	-	-
5210MHz	Pass	7.31	16.98	16.20	16.89	16.63	22.71	28.69	30.02	36.00
5290MHz	Pass	7.57	15.91	15.10	16.04	15.71	21.73	22.41	29.30	30.00
5530MHz	Pass	8.57	15.17	14.65	15.10	14.67	20.92	21.41	29.49	30.00
5610MHz	Pass	8.57	15.57	13.78	14.55	14.72	20.72	21.41	29.29	30.00
5690MHz Straddle 5.47-5.725GHz	Pass	8.57	15.48	13.83	14.56	14.50	20.65	21.41	29.22	30.00
5690MHz Straddle 5.725-5.85GHz	Pass	8.92	2.64	1.42	2.00	1.27	7.89	27.08	16.81	36.00
5775MHz	Pass	8.92	19.08	17.48	18.88	18.07	24.44	27.08	33.36	36.00
802.11be EHT160-BF_Nss1,(MCS0)_4TX	-	-	-	-	-	-	-	-	-	-
5250MHz Straddle 5.15-5.25GHz	Pass	7.31	12.20	10.93	12.06	12.26	17.92	28.69	25.23	36.00
5250MHz Straddle 5.25-5.35GHz	Pass	7.57	11.79	11.15	11.47	11.82	17.59	22.41	25.16	30.00
5570MHz	Pass	8.57	14.84	14.21	14.98	14.31	20.62	21.41	29.19	30.00

DG = Directional Gain; Port X = Port X output power

5.47-5.725GHz_802.11be EHT20-BF_Nss1,(MCS0)_4TX **AV Power**

5720MHz Straddle 5.47-5.725GHz_TX

16/11/2023

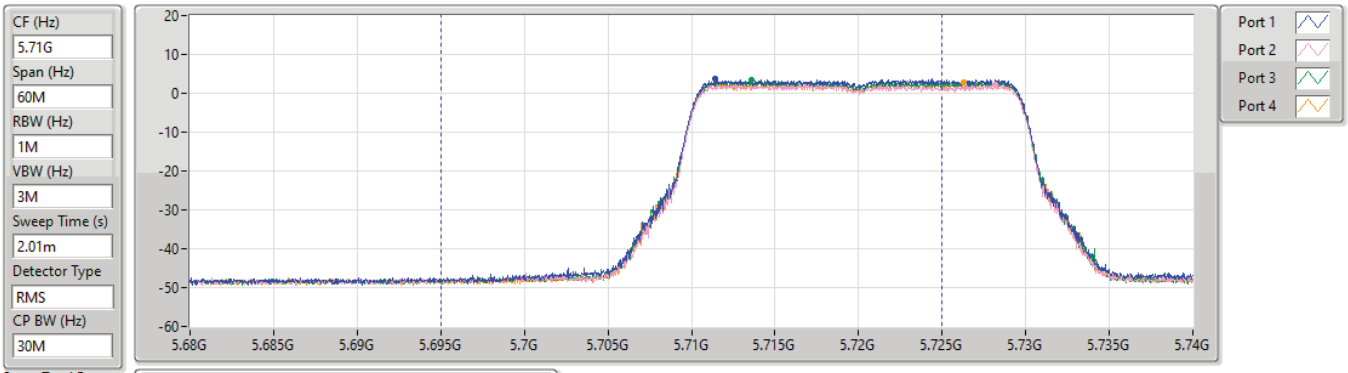

Sum(dBm)	P1(dBm)	P2(dBm)	P3(dBm)	P4(dBm)
19.40	14.02	12.73	13.56	13.09

5.725-5.85GHz_802.11be EHT20-BF_Nss1,(MCS0)_4TX **AV Power**

5720MHz Straddle 5.725-5.85GHz_TX

16/11/2023

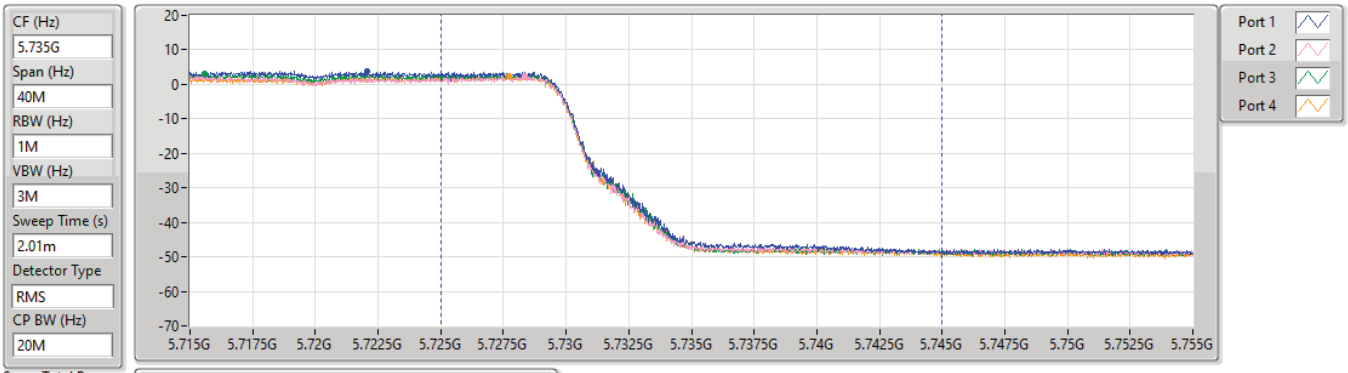

Sum(dBm)	P1(dBm)	P2(dBm)	P3(dBm)	P4(dBm)
14.38	9.07	7.80	8.47	7.99

5.47-5.725GHz_802.11be EHT40-BF_Nss1,(MCS0)_4TX **AV Power**

5710MHz Straddle 5.47-5.725GHz_TX

16/11/2023

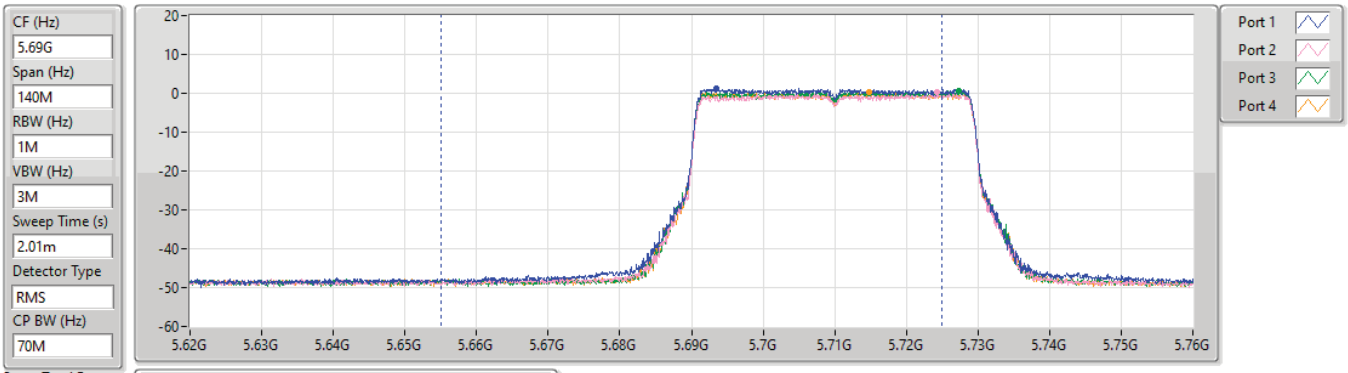

Sum=Total Power
PX=Port X

Sum(dBm)	P1(dBm)	P2(dBm)	P3(dBm)	P4(dBm)
20.64	15.39	13.91	14.64	14.39

5.725-5.85GHz_802.11be EHT40-BF_Nss1,(MCS0)_4TX **AV Power**

5710MHz Straddle 5.725-5.85GHz_TX

16/11/2023

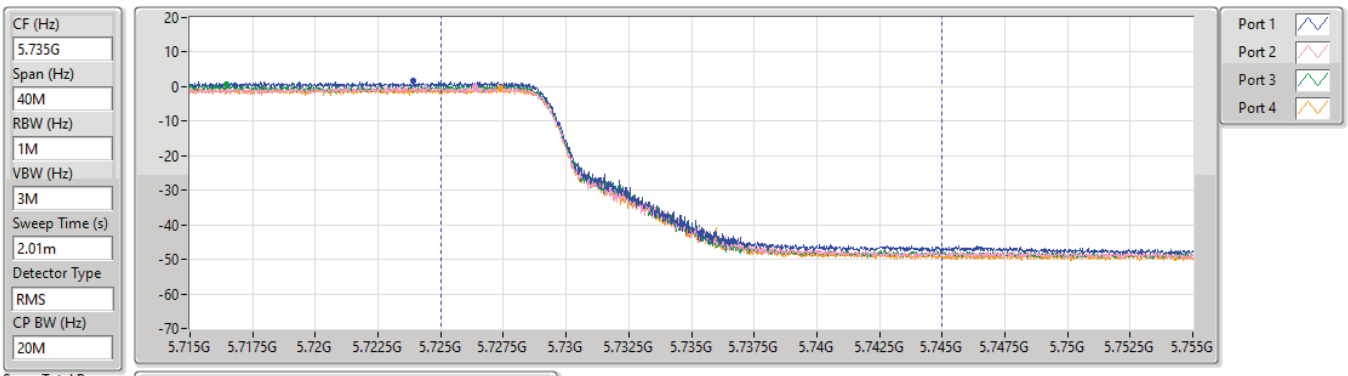

Sum=Total Power
PX=Port X

Sum(dBm)	P1(dBm)	P2(dBm)	P3(dBm)	P4(dBm)
11.40	6.43	4.84	5.42	4.59

5.47-5.725GHz_802.11be EHT80-BF_Nss1,(MCS0)_4TX **AV Power**

5690MHz Straddle 5.47-5.725GHz_TX

16/11/2023

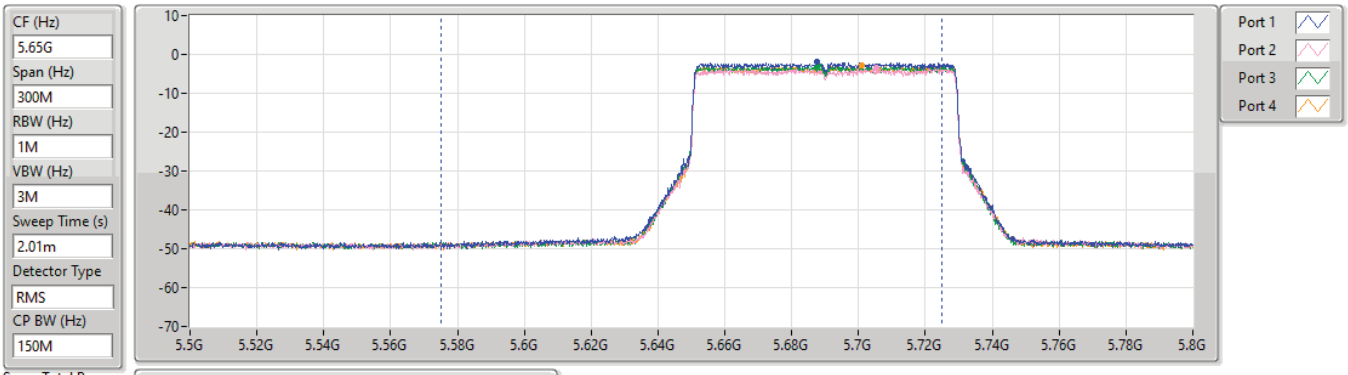

Sum=Total Power
PX=Port X

Sum(dBm)	P1(dBm)	P2(dBm)	P3(dBm)	P4(dBm)
20.65	15.48	13.83	14.56	14.50

5.725-5.85GHz_802.11be EHT80-BF_Nss1,(MCS0)_4TX **AV Power**

5690MHz Straddle 5.725-5.85GHz_TX

16/11/2023

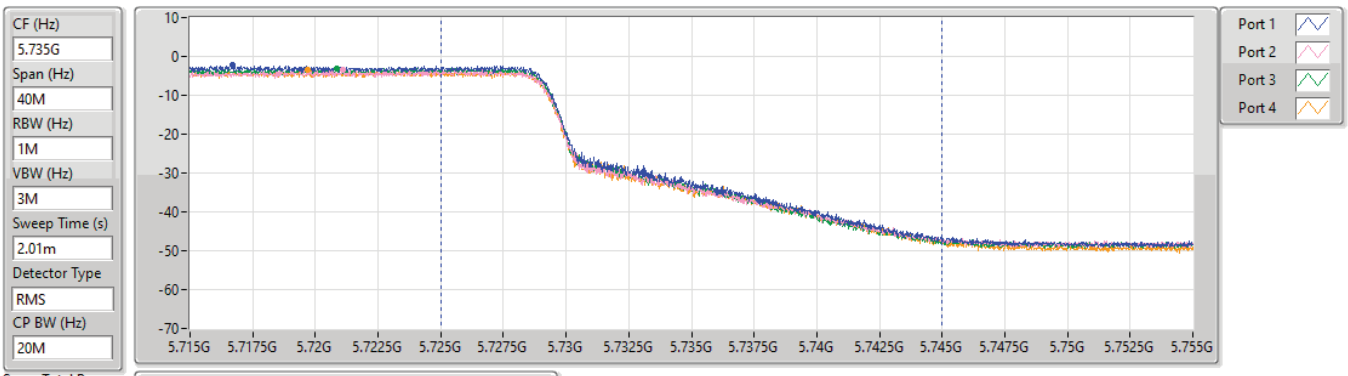

Sum=Total Power
PX=Port X

Sum(dBm)	P1(dBm)	P2(dBm)	P3(dBm)	P4(dBm)
7.89	2.64	1.42	2.00	1.27

5.15-5.25GHz_802.11be EHT160-BF_Nss1,(MCS0)_4TX **AV Power**

5250MHz Straddle 5.15-5.25GHz_TX

16/11/2023

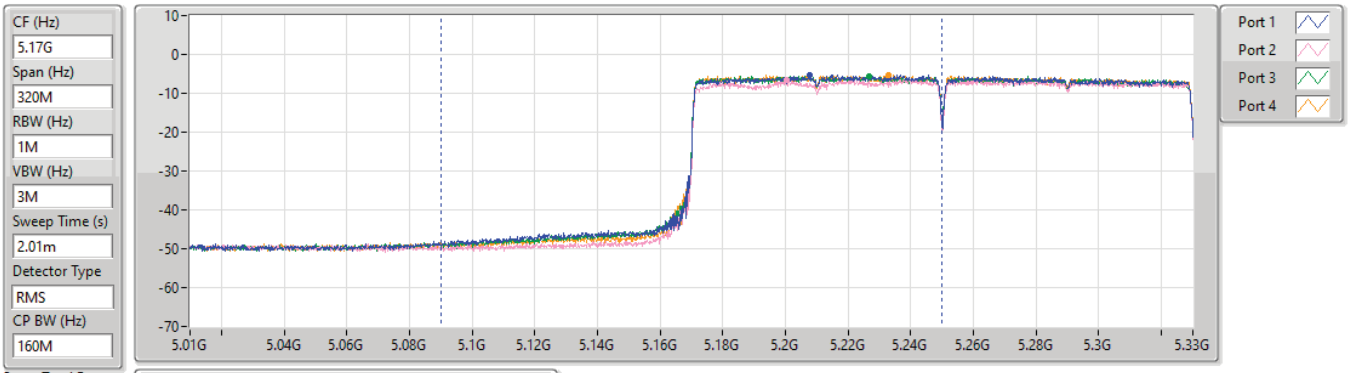

Sum=Total Power
PX=Port X

Sum(dBm)	P1(dBm)	P2(dBm)	P3(dBm)	P4(dBm)
17.92	12.20	10.93	12.06	12.26

5.25-5.35GHz_802.11be EHT160-BF_Nss1,(MCS0)_4TX **AV Power**

5250MHz Straddle 5.25-5.35GHz_TX

16/11/2023

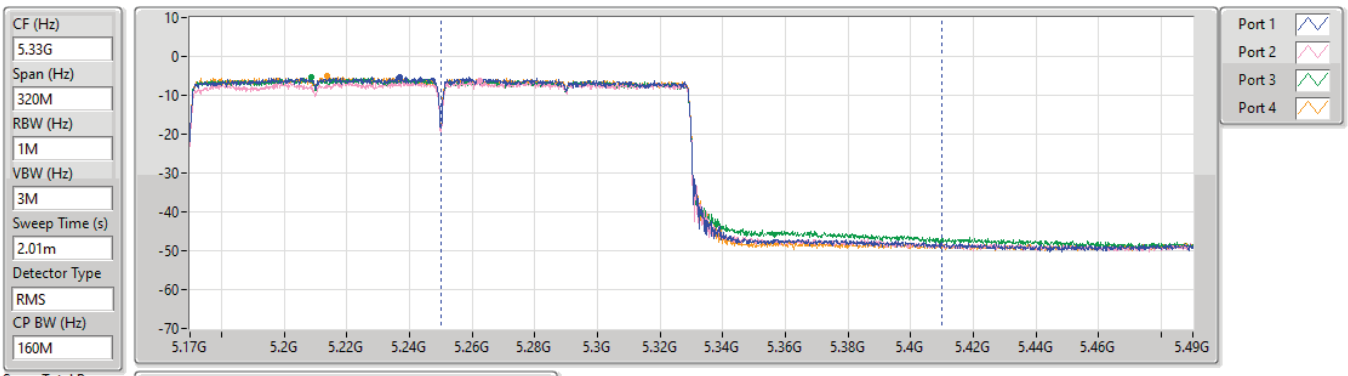

Sum=Total Power
PX=Port X

Sum(dBm)	P1(dBm)	P2(dBm)	P3(dBm)	P4(dBm)
17.59	11.79	11.15	11.47	11.82

Summary

Mode	PD (dBm/RBW)	EIRP PD (dBm/RBW)
5.15-5.25GHz	-	-
802.11a_Nss1,(6Mbps)_4TX	13.22	20.53
802.11be EHT20_Nss1,(MCS0)_4TX	13.69	21.00
802.11be EHT40_Nss1,(MCS0)_4TX	8.88	16.19
802.11be EHT80_Nss1,(MCS0)_4TX	4.00	11.31
802.11be EHT160_Nss1,(MCS0)_4TX	-0.36	6.95
5.25-5.35GHz	-	-
802.11a_Nss1,(6Mbps)_4TX	9.27	16.84
802.11be EHT20_Nss1,(MCS0)_4TX	9.37	16.94
802.11be EHT40_Nss1,(MCS0)_4TX	8.19	15.76
802.11be EHT80_Nss1,(MCS0)_4TX	4.34	11.91
802.11be EHT160_Nss1,(MCS0)_4TX	-0.59	6.98
5.47-5.725GHz	-	-
802.11a_Nss1,(6Mbps)_4TX	8.41	16.98
802.11be EHT20_Nss1,(MCS0)_4TX	8.16	16.73
802.11be EHT40_Nss1,(MCS0)_4TX	8.04	16.61
802.11be EHT80_Nss1,(MCS0)_4TX	4.97	13.54
802.11be EHT160_Nss1,(MCS0)_4TX	1.51	10.08
5.725-5.85GHz	-	-
802.11a_Nss1,(6Mbps)_4TX	11.96	20.88
802.11be EHT20_Nss1,(MCS0)_4TX	12.41	21.33
802.11be EHT40_Nss1,(MCS0)_4TX	9.64	18.56
802.11be EHT80_Nss1,(MCS0)_4TX	3.90	12.82

RBW = 500kHz for 5.725-5.85GHz band / 1MHz for other band;

Result

Mode	Result	DG (dBi)	Port 1 (dBm/RBW)	Port 2 (dBm/RBW)	Port 3 (dBm/RBW)	Port 4 (dBm/RBW)	PD (dBm/RBW)	PD Limit (dBm/RBW)	EIRP PD (dBm/RBW)	EIRP PD Limit (dBm/RBW)
802.11a_Nss1,(6Mbps)_4TX	-	-	-	-	-	-	-	-	-	-
5180MHz	Pass	7.31	4.95	4.15	5.05	4.64	10.52	15.69	17.83	23.00
5200MHz	Pass	7.31	5.95	5.06	5.73	5.78	11.53	15.69	18.84	23.00
5240MHz	Pass	7.31	7.71	7.13	7.18	7.58	13.22	15.69	20.53	23.00
5260MHz	Pass	7.57	3.75	2.90	3.48	3.72	9.27	9.43	16.84	17.00
5300MHz	Pass	7.57	3.37	2.76	3.60	3.05	8.98	9.43	16.55	17.00
5320MHz	Pass	7.57	3.65	2.77	3.55	2.84	9.04	9.43	16.61	17.00
5500MHz	Pass	8.57	2.74	1.97	2.33	2.28	8.16	8.43	16.73	17.00
5580MHz	Pass	8.57	2.87	1.86	2.70	2.09	8.28	8.43	16.85	17.00
5700MHz	Pass	8.57	3.39	1.97	2.85	2.21	8.41	8.43	16.98	17.00
5720MHz Straddle 5.47-5.725GHz	Pass	8.57	3.01	1.99	2.70	2.12	8.23	8.43	16.80	17.00
5720MHz Straddle 5.725-5.85GHz	Pass	8.92	1.26	0.31	1.02	0.78	6.67	27.08	15.59	36.00
5745MHz	Pass	8.92	6.39	5.33	6.68	5.73	11.85	27.08	20.77	36.00
5785MHz	Pass	8.92	6.40	5.67	6.44	5.88	11.96	27.08	20.88	36.00
5825MHz	Pass	8.92	6.09	5.36	6.11	5.15	11.48	27.08	20.40	36.00
802.11be EHT20_Nss1,(MCS0)_4TX	-	-	-	-	-	-	-	-	-	-
5180MHz	Pass	7.31	5.15	4.48	5.16	4.87	10.69	15.69	18.00	23.00
5200MHz	Pass	7.31	6.07	5.50	6.06	5.90	11.81	15.69	19.12	23.00
5240MHz	Pass	7.31	8.08	7.72	7.73	7.76	13.69	15.69	21.00	23.00
5260MHz	Pass	7.57	3.59	2.63	3.45	3.39	9.23	9.43	16.80	17.00
5300MHz	Pass	7.57	3.58	2.96	3.62	3.36	9.33	9.43	16.90	17.00
5320MHz	Pass	7.57	3.88	2.86	3.54	3.17	9.37	9.43	16.94	17.00
5500MHz	Pass	8.57	2.68	1.54	2.29	2.35	8.10	8.43	16.67	17.00
5580MHz	Pass	8.57	2.58	1.65	2.64	1.98	8.16	8.43	16.73	17.00
5700MHz	Pass	8.57	3.00	1.88	2.14	2.07	8.16	8.43	16.73	17.00
5720MHz Straddle 5.47-5.725GHz	Pass	8.57	2.73	1.57	2.13	1.75	8.03	8.43	16.60	17.00
5720MHz Straddle 5.725-5.85GHz	Pass	8.92	1.16	-0.03	0.66	0.38	6.53	27.08	15.45	36.00
5745MHz	Pass	8.92	6.78	5.90	6.87	6.25	12.41	27.08	21.33	36.00
5785MHz	Pass	8.92	6.60	5.90	6.92	6.29	12.38	27.08	21.30	36.00
5825MHz	Pass	8.92	6.34	5.80	6.32	5.87	12.05	27.08	20.97	36.00
802.11be EHT40_Nss1,(MCS0)_4TX	-	-	-	-	-	-	-	-	-	-
5190MHz	Pass	7.31	1.46	0.83	1.65	1.49	7.23	15.69	14.54	23.00
5230MHz	Pass	7.31	3.44	2.61	3.29	2.96	8.88	15.69	16.19	23.00
5270MHz	Pass	7.57	2.70	1.78	2.38	2.34	8.19	9.43	15.76	17.00
5310MHz	Pass	7.57	1.69	0.77	1.43	0.95	7.11	9.43	14.68	17.00
5510MHz	Pass	8.57	2.78	1.55	2.18	1.53	7.95	8.43	16.52	17.00
5550MHz	Pass	8.57	2.15	1.55	2.06	1.43	7.43	8.43	16.00	17.00
5670MHz	Pass	8.57	2.62	1.29	2.24	1.78	7.89	8.43	16.46	17.00
5710MHz Straddle 5.47-5.725GHz	Pass	8.57	2.82	1.51	2.39	1.60	8.04	8.43	16.61	17.00
5710MHz Straddle 5.725-5.85GHz	Pass	8.92	1.26	-0.02	0.82	0.09	6.51	27.08	15.43	36.00
5755MHz	Pass	8.92	2.86	1.84	3.29	2.08	8.37	27.08	17.29	36.00
5795MHz	Pass	8.92	4.12	2.85	4.41	3.64	9.64	27.08	18.56	36.00
802.11be EHT80_Nss1,(MCS0)_4TX	-	-	-	-	-	-	-	-	-	-
5210MHz	Pass	7.31	-1.37	-2.13	-1.67	-2.09	4.00	15.69	11.31	23.00
5290MHz	Pass	7.57	-1.25	-2.17	-1.43	-1.56	4.34	9.43	11.91	17.00
5530MHz	Pass	8.57	-0.82	-1.52	-1.12	-1.58	4.44	8.43	13.01	17.00
5610MHz	Pass	8.57	-0.17	-1.51	-1.04	-0.87	4.97	8.43	13.54	17.00
5690MHz Straddle 5.47-5.725GHz	Pass	8.57	-0.21	-1.58	-0.68	-1.36	4.80	8.43	13.37	17.00
5690MHz Straddle 5.725-5.85GHz	Pass	8.92	-1.80	-3.09	-2.14	-2.96	3.48	27.08	12.40	36.00
5775MHz	Pass	8.92	-0.90	-2.22	-0.87	-1.80	3.90	27.08	12.82	36.00
802.11be EHT160_Nss1,(MCS0)_4TX	-	-	-	-	-	-	-	-	-	-
5250MHz Straddle 5.15-5.25GHz	Pass	7.31	-5.87	-6.93	-6.07	-5.96	-0.36	15.69	6.95	23.00
5250MHz Straddle 5.25-5.35GHz	Pass	7.57	-6.11	-6.87	-6.52	-6.28	-0.59	9.43	6.98	17.00
5570MHz	Pass	8.57	-4.29	-4.33	-4.05	-4.54	1.51	8.43	10.08	17.00

DG = Directional Gain; RBW = 500kHz for 5.725-5.85GHz band / 1MHz for other band;
PD = trace bin-by-bin of each transmits port summing can be performed maximum power density; Port X = Port X Power Density;

5.15-5.25GHz_802.11a_Nss1,(6Mbps)_4TX **PSD**

5180MHz

10/11/2023

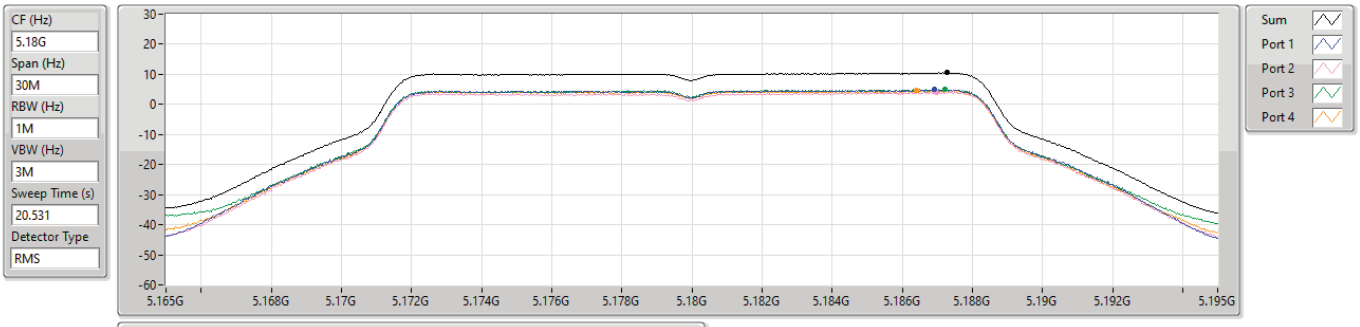

Sum	PD	Port 1	Port 2	Port 3	Port 4
(dBm/RBW)	(dBm/RBW)	(dBm/RBW)	(dBm/RBW)	(dBm/RBW)	(dBm/RBW)
10.52	10.52	4.95	4.15	5.05	4.64

5.15-5.25GHz_802.11a_Nss1,(6Mbps)_4TX **PSD**

5200MHz

10/11/2023

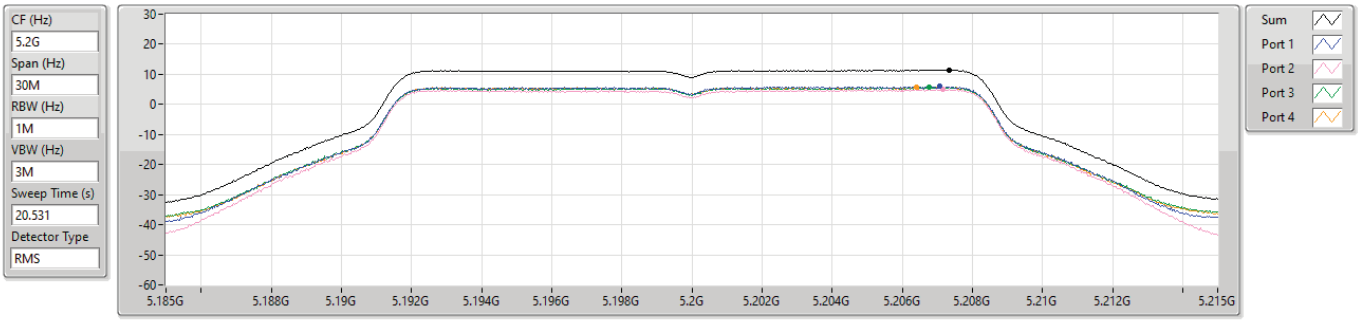

Sum	PD	Port 1	Port 2	Port 3	Port 4
(dBm/RBW)	(dBm/RBW)	(dBm/RBW)	(dBm/RBW)	(dBm/RBW)	(dBm/RBW)
11.53	11.53	5.95	5.06	5.73	5.78

5.15-5.25GHz_802.11a_Nss1,(6Mbps)_4TX **PSD**

5240MHz

10/11/2023

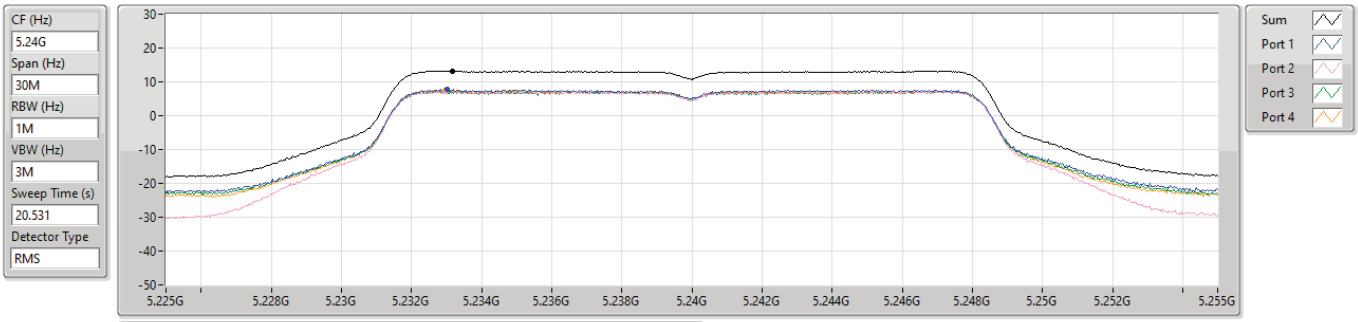

Sum	PD	Port 1	Port 2	Port 3	Port 4
(dBm/RBW)	(dBm/RBW)	(dBm/RBW)	(dBm/RBW)	(dBm/RBW)	(dBm/RBW)
13.22	13.22	7.71	7.13	7.18	7.58

5.25-5.35GHz_802.11a_Nss1,(6Mbps)_4TX **PSD**

5260MHz

10/11/2023

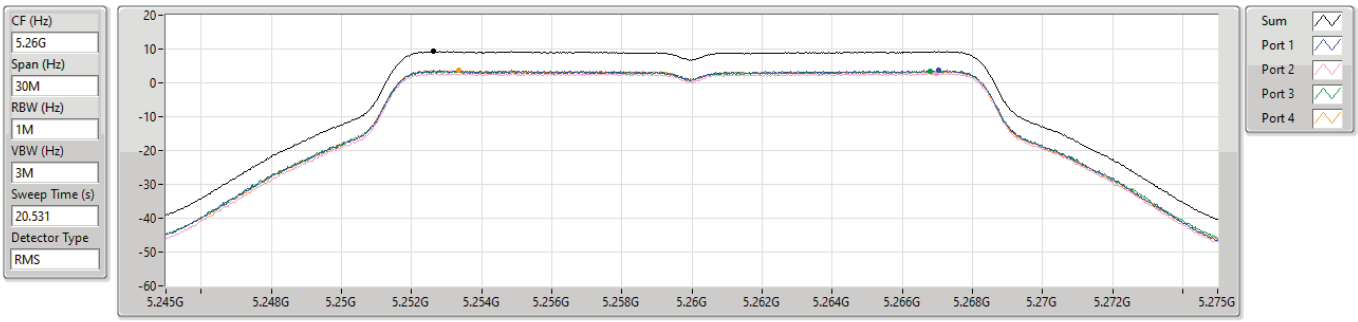

Sum	PD	Port 1	Port 2	Port 3	Port 4
(dBm/RBW)	(dBm/RBW)	(dBm/RBW)	(dBm/RBW)	(dBm/RBW)	(dBm/RBW)
9.27	9.27	3.75	2.90	3.48	3.72

5.25-5.35GHz_802.11a_Nss1,(6Mbps)_4TX **PSD**

5300MHz

10/11/2023

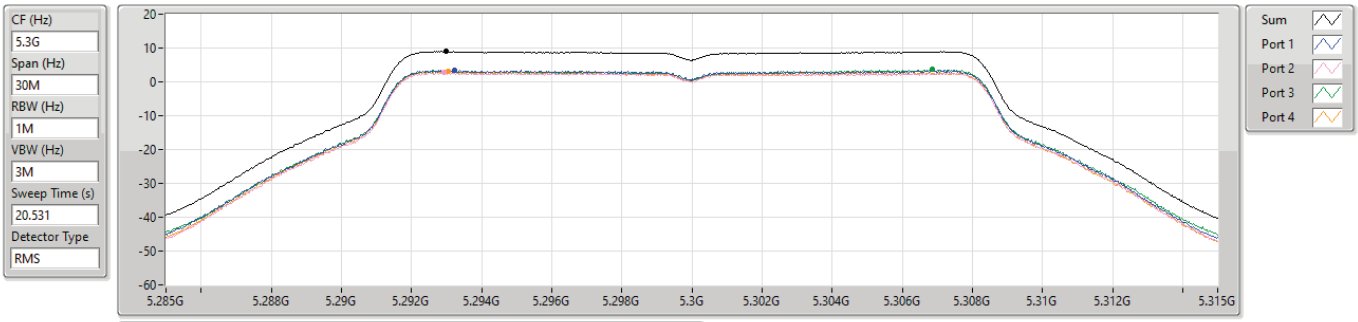

Sum	PD	Port 1	Port 2	Port 3	Port 4
(dBm/RBW)	(dBm/RBW)	(dBm/RBW)	(dBm/RBW)	(dBm/RBW)	(dBm/RBW)
8.98	8.98	3.37	2.76	3.60	3.05

5.25-5.35GHz_802.11a_Nss1,(6Mbps)_4TX **PSD**

5320MHz

10/11/2023

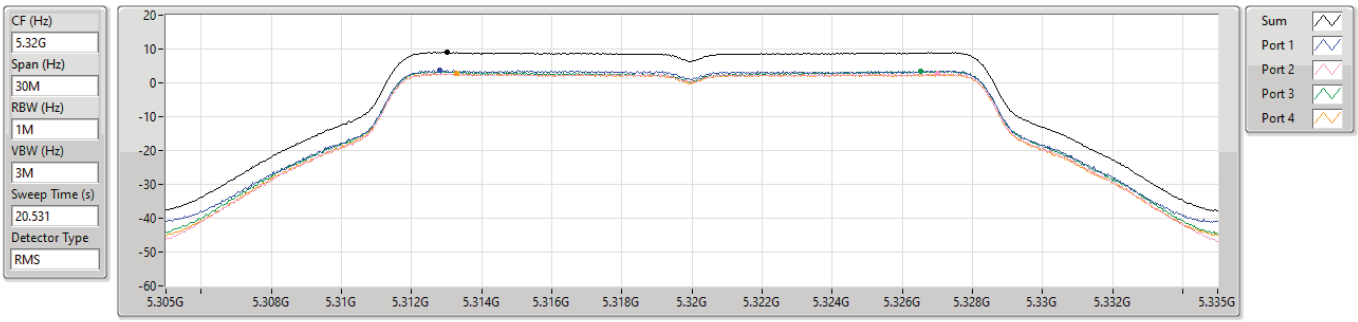

Sum	PD	Port 1	Port 2	Port 3	Port 4
(dBm/RBW)	(dBm/RBW)	(dBm/RBW)	(dBm/RBW)	(dBm/RBW)	(dBm/RBW)
9.04	9.04	3.65	2.77	3.55	2.84

5.47-5.725GHz_802.11a_Nss1,(6Mbps)_4TX **PSD**

5500MHz

10/11/2023

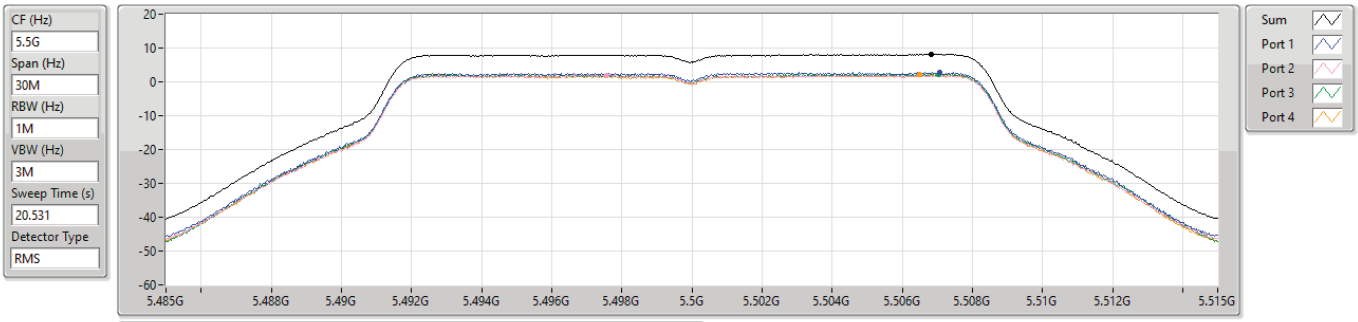

Sum	PD	Port 1	Port 2	Port 3	Port 4
(dBm/RBW)	(dBm/RBW)	(dBm/RBW)	(dBm/RBW)	(dBm/RBW)	(dBm/RBW)
8.16	8.16	2.74	1.97	2.33	2.28

5.47-5.725GHz_802.11a_Nss1,(6Mbps)_4TX **PSD**

5580MHz

10/11/2023

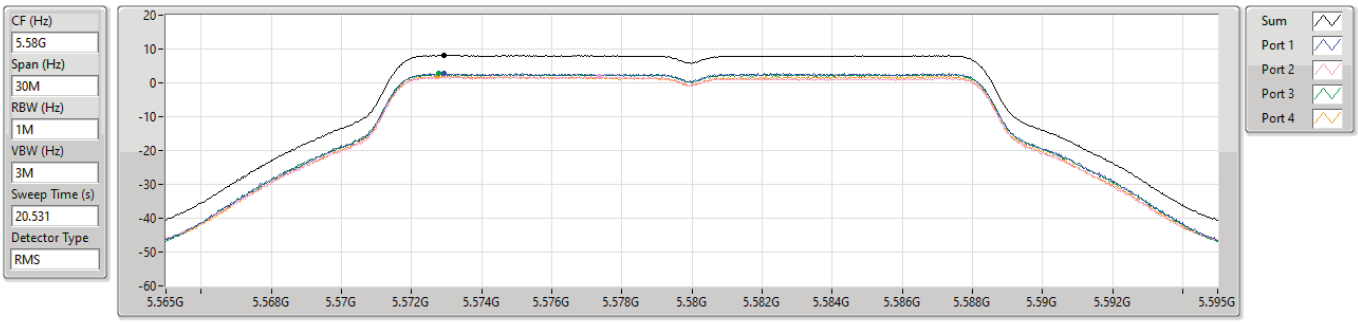

Sum	PD	Port 1	Port 2	Port 3	Port 4
(dBm/RBW)	(dBm/RBW)	(dBm/RBW)	(dBm/RBW)	(dBm/RBW)	(dBm/RBW)
8.28	8.28	2.87	1.86	2.70	2.09

5.47-5.725GHz_802.11a_Nss1,(6Mbps)_4TX **PSD**

5700MHz

10/11/2023

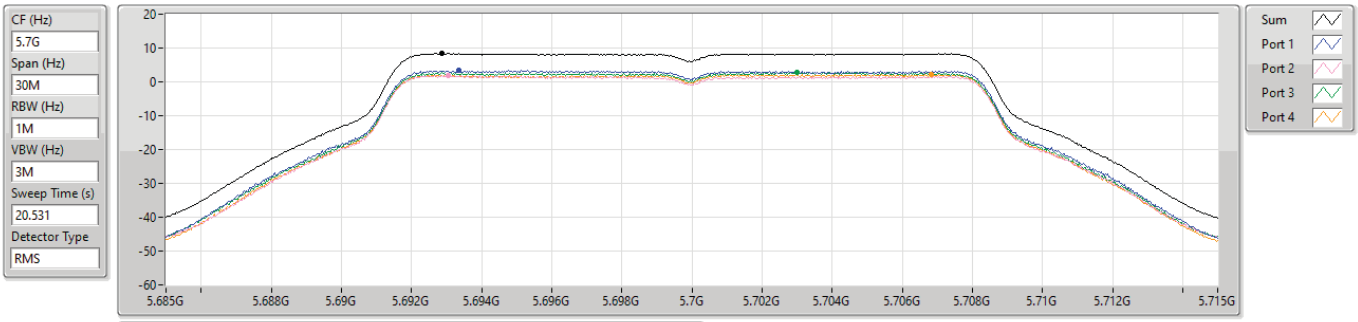

Sum	PD	Port 1	Port 2	Port 3	Port 4
(dBm/RBW)	(dBm/RBW)	(dBm/RBW)	(dBm/RBW)	(dBm/RBW)	(dBm/RBW)
8.41	8.41	3.39	1.97	2.85	2.21

5.47-5.725GHz_802.11a_Nss1,(6Mbps)_4TX **PSD**

5720MHz Straddle 5.47-5.725GHz

10/11/2023

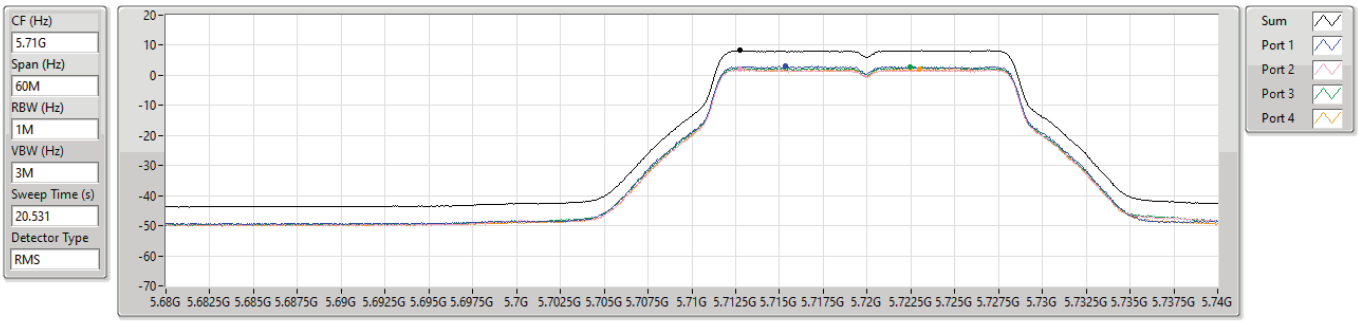

Sum	PD	Port 1	Port 2	Port 3	Port 4
(dBm/RBW)	(dBm/RBW)	(dBm/RBW)	(dBm/RBW)	(dBm/RBW)	(dBm/RBW)
8.23	8.23	3.01	1.99	2.70	2.12

5.725-5.85GHz_802.11a_Nss1,(6Mbps)_4TX **PSD**

5720MHz Straddle 5.725-5.85GHz

10/11/2023

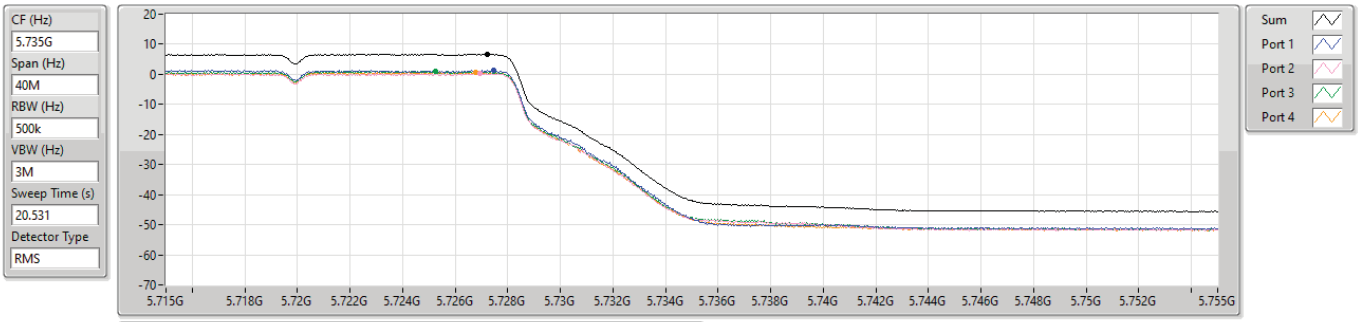

Sum	PD	Port 1	Port 2	Port 3	Port 4
(dBm/RBW)	(dBm/RBW)	(dBm/RBW)	(dBm/RBW)	(dBm/RBW)	(dBm/RBW)
6.67	6.67	1.26	0.31	1.02	0.78

5.725-5.85GHz_802.11a_Nss1,(6Mbps)_4TX **PSD**

5745MHz

10/11/2023

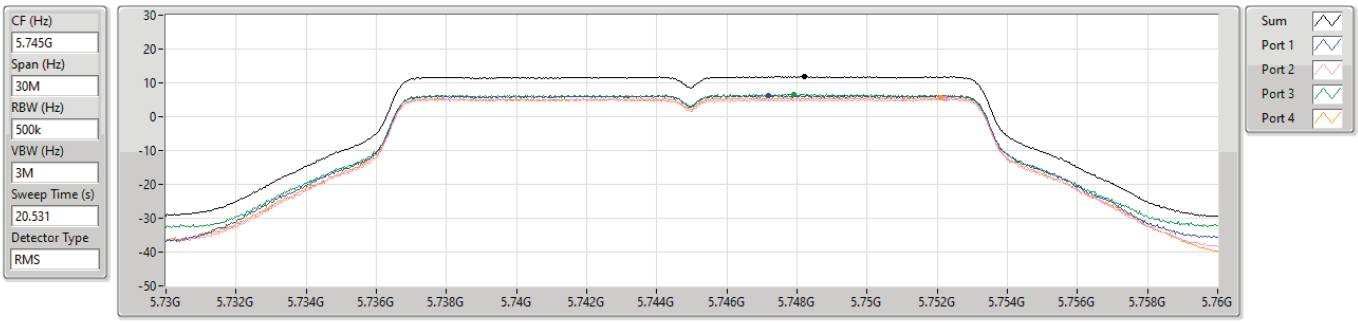

Sum	PD	Port 1	Port 2	Port 3	Port 4
(dBm/RBW)	(dBm/RBW)	(dBm/RBW)	(dBm/RBW)	(dBm/RBW)	(dBm/RBW)
11.85	11.85	6.39	5.33	6.68	5.73

5.725-5.85GHz_802.11a_Nss1,(6Mbps)_4TX **PSD**

5785MHz

10/11/2023

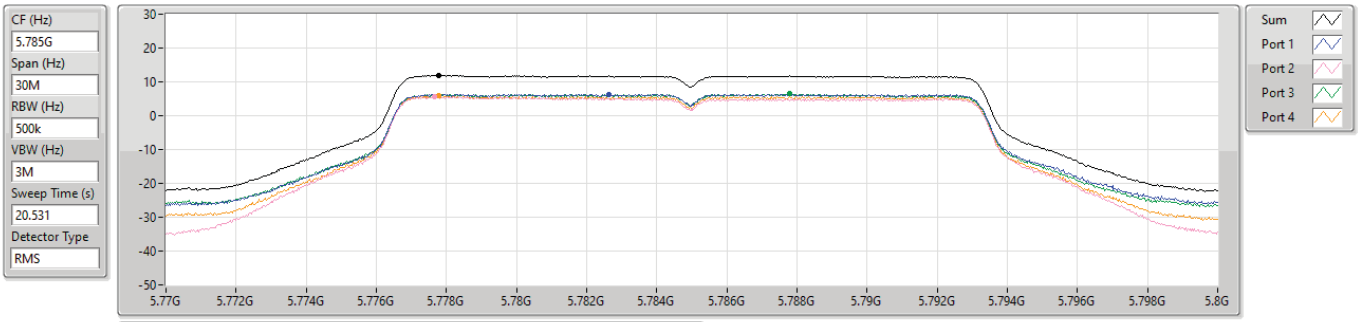

Sum	PD	Port 1	Port 2	Port 3	Port 4
(dBm/RBW)	(dBm/RBW)	(dBm/RBW)	(dBm/RBW)	(dBm/RBW)	(dBm/RBW)
11.96	11.96	6.40	5.67	6.44	5.88

5.725-5.85GHz_802.11a_Nss1,(6Mbps)_4TX **PSD**

5825MHz

10/11/2023

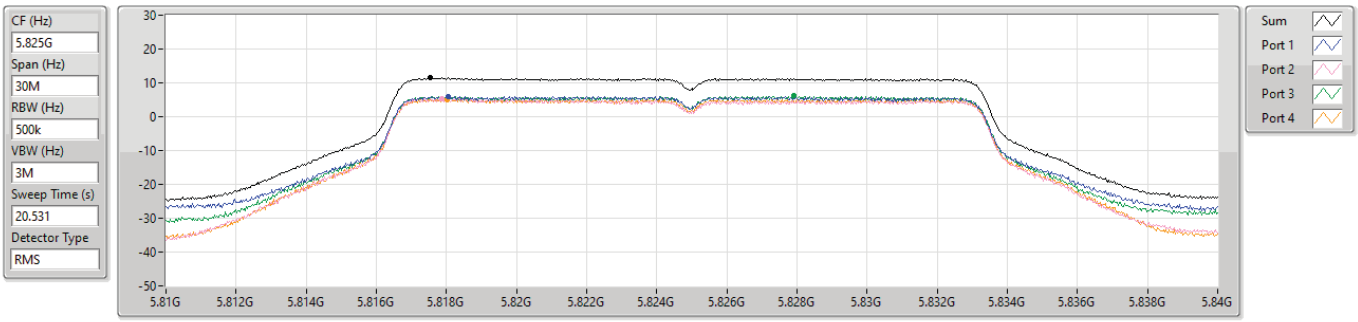

Sum	PD	Port 1	Port 2	Port 3	Port 4
(dBm/RBW)	(dBm/RBW)	(dBm/RBW)	(dBm/RBW)	(dBm/RBW)	(dBm/RBW)
11.48	11.48	6.09	5.36	6.11	5.15

5.15-5.25GHz_802.11be EHT20_Nss1,(MCS0)_4TX **PSD**

5180MHz

15/11/2023

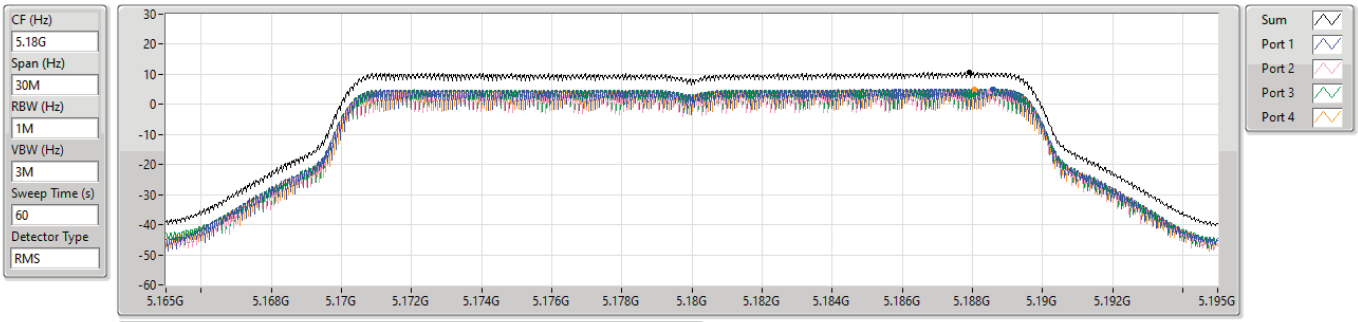

Sum	PD	Port 1	Port 2	Port 3	Port 4
(dBm/RBW)	(dBm/RBW)	(dBm/RBW)	(dBm/RBW)	(dBm/RBW)	(dBm/RBW)
10.69	10.69	5.15	4.48	5.16	4.87

5.15-5.25GHz_802.11be EHT20_Nss1,(MCS0)_4TX **PSD**

5200MHz

15/11/2023

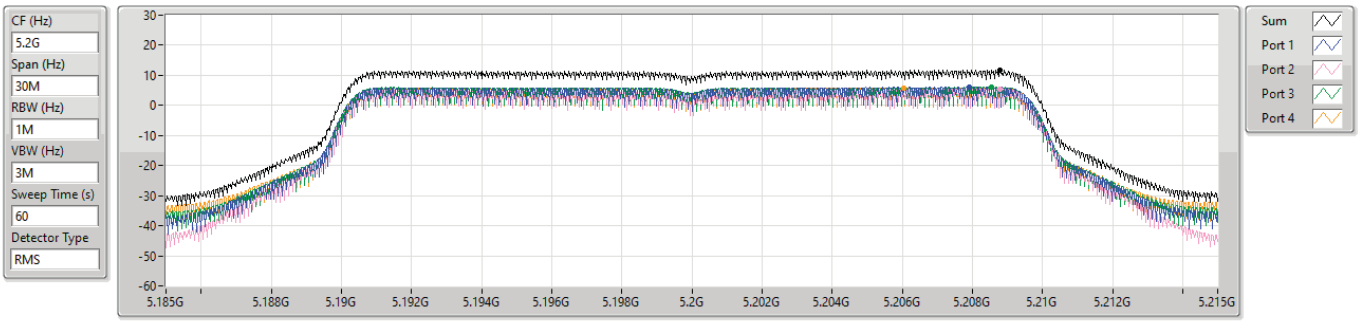

Sum	PD	Port 1	Port 2	Port 3	Port 4
(dBm/RBW)	(dBm/RBW)	(dBm/RBW)	(dBm/RBW)	(dBm/RBW)	(dBm/RBW)
11.81	11.81	6.07	5.50	6.06	5.90

5.15-5.25GHz_802.11be EHT20_Nss1,(MCS0)_4TX **PSD**

5240MHz

15/11/2023

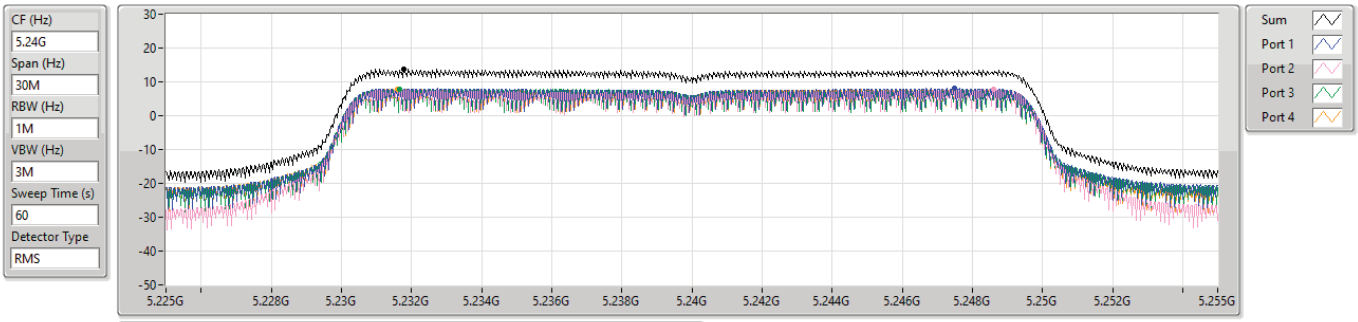

Sum	PD	Port 1	Port 2	Port 3	Port 4
(dBm/RBW)	(dBm/RBW)	(dBm/RBW)	(dBm/RBW)	(dBm/RBW)	(dBm/RBW)
13.69	13.69	8.08	7.72	7.73	7.76

5.25-5.35GHz_802.11be EHT20_Nss1,(MCS0)_4TX **PSD**

5260MHz

15/11/2023

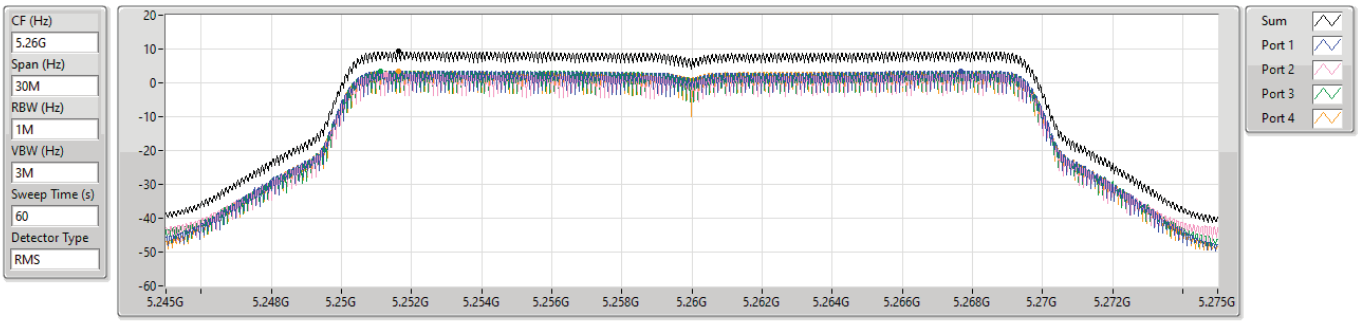

Sum	PD	Port 1	Port 2	Port 3	Port 4
(dBm/RBW)	(dBm/RBW)	(dBm/RBW)	(dBm/RBW)	(dBm/RBW)	(dBm/RBW)
9.23	9.23	3.59	2.63	3.45	3.39

5.25-5.35GHz_802.11be EHT20_Nss1,(MCS0)_4TX **PSD**

5300MHz

15/11/2023

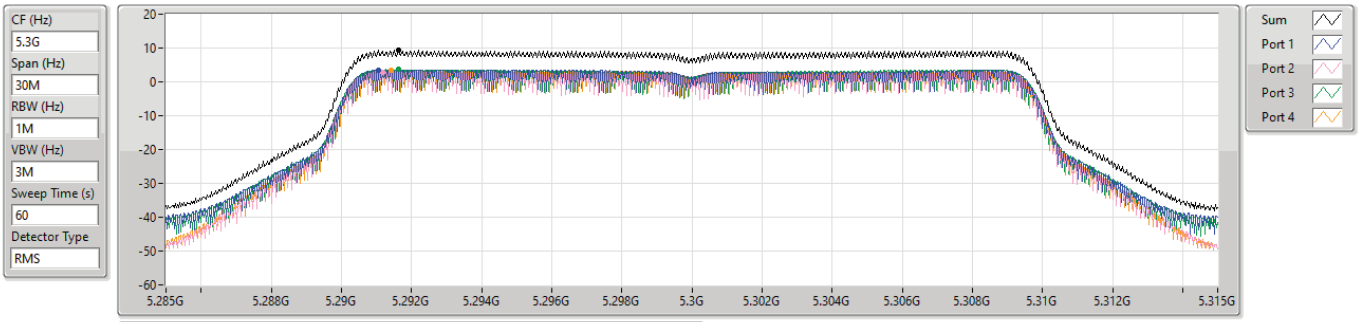

Sum	PD	Port 1	Port 2	Port 3	Port 4
(dBm/RBW)	(dBm/RBW)	(dBm/RBW)	(dBm/RBW)	(dBm/RBW)	(dBm/RBW)
9.33	9.33	3.58	2.96	3.62	3.36

5.25-5.35GHz_802.11be EHT20_Nss1,(MCS0)_4TX **PSD**

5320MHz

15/11/2023

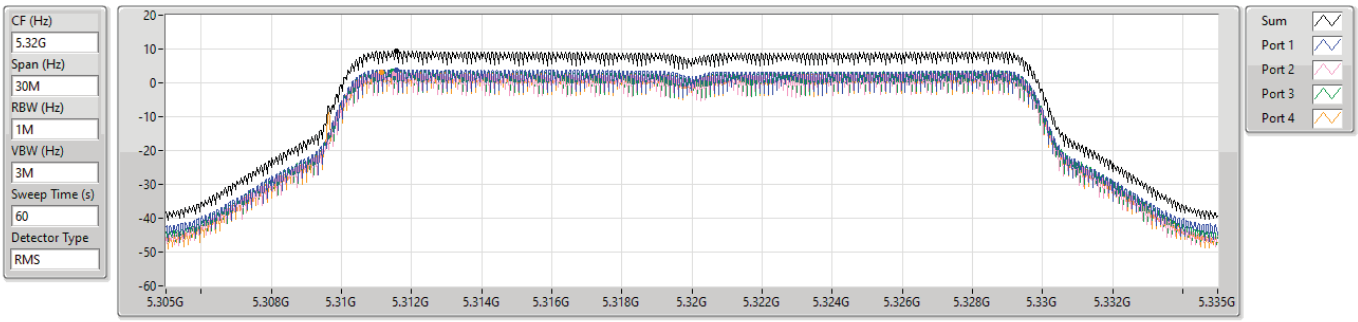

Sum	PD	Port 1	Port 2	Port 3	Port 4
(dBm/RBW)	(dBm/RBW)	(dBm/RBW)	(dBm/RBW)	(dBm/RBW)	(dBm/RBW)
9.37	9.37	3.88	2.86	3.54	3.17

5.47-5.725GHz_802.11be EHT20_Nss1,(MCS0)_4TX **PSD**

5500MHz

15/11/2023

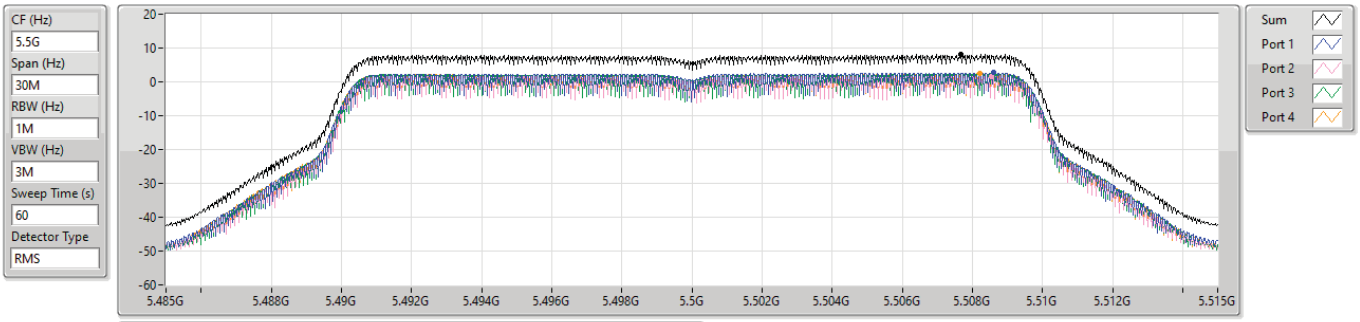

Sum	PD	Port 1	Port 2	Port 3	Port 4
(dBm/RBW)	(dBm/RBW)	(dBm/RBW)	(dBm/RBW)	(dBm/RBW)	(dBm/RBW)
8.10	8.10	2.68	1.54	2.29	2.35

5.47-5.725GHz_802.11be EHT20_Nss1,(MCS0)_4TX **PSD**

5580MHz

15/11/2023

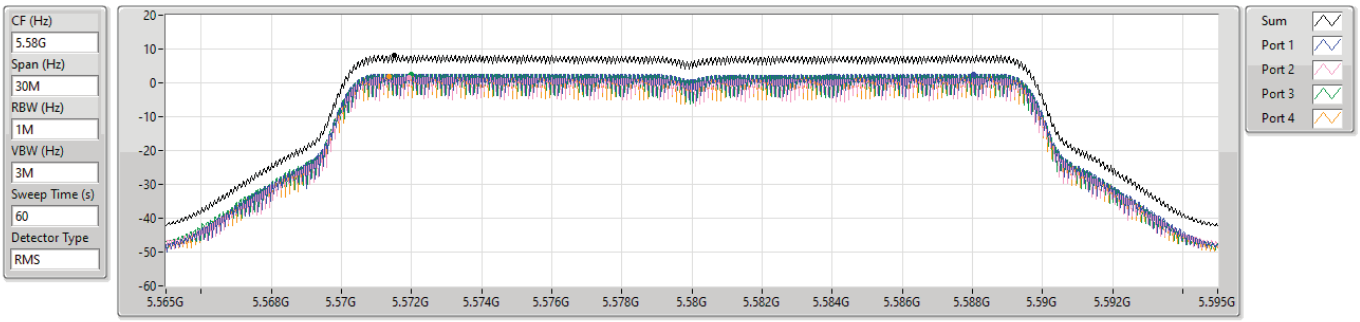

Sum	PD	Port 1	Port 2	Port 3	Port 4
(dBm/RBW)	(dBm/RBW)	(dBm/RBW)	(dBm/RBW)	(dBm/RBW)	(dBm/RBW)
8.16	8.16	2.58	1.65	2.64	1.98

5.47-5.725GHz_802.11be EHT20_Nss1,(MCS0)_4TX **PSD**

5700MHz

15/11/2023

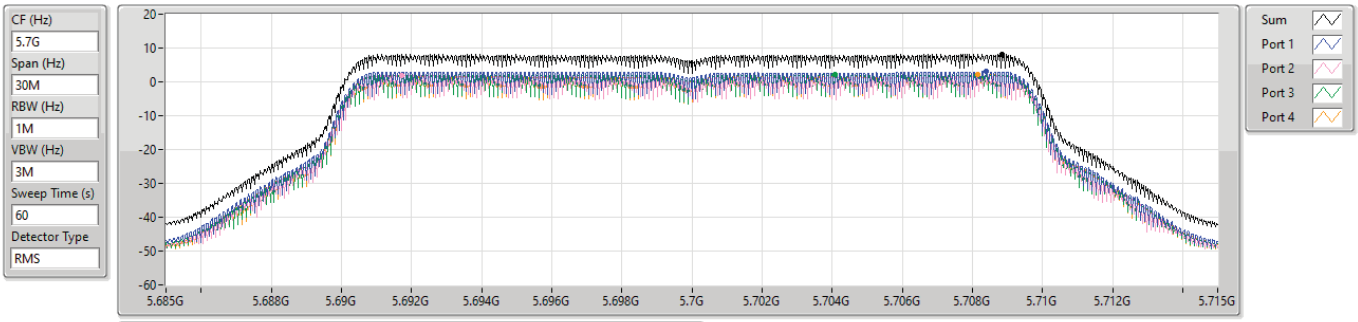

Sum	PD	Port 1	Port 2	Port 3	Port 4
(dBm/RBW)	(dBm/RBW)	(dBm/RBW)	(dBm/RBW)	(dBm/RBW)	(dBm/RBW)
8.16	8.16	3.00	1.88	2.14	2.07

5.47-5.725GHz_802.11be EHT20_Nss1,(MCS0)_4TX **PSD**

5720MHz Straddle 5.47-5.725GHz

15/11/2023

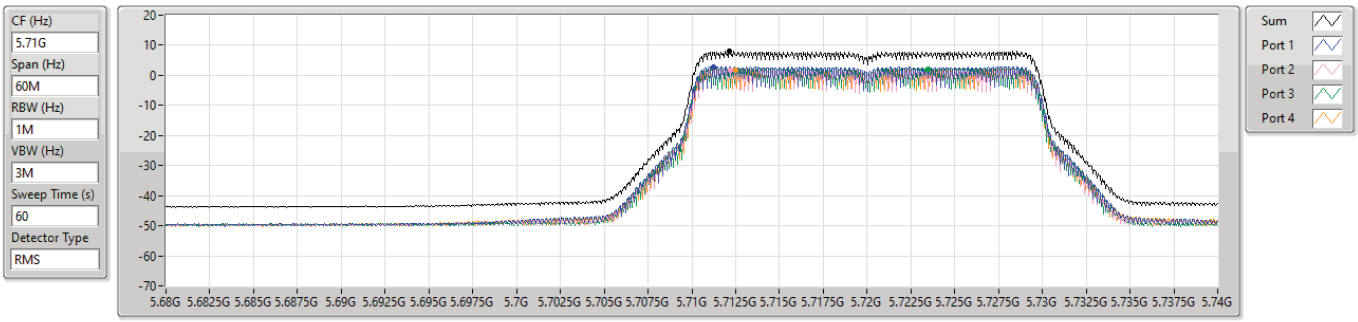

Sum	PD	Port 1	Port 2	Port 3	Port 4
(dBm/RBW)	(dBm/RBW)	(dBm/RBW)	(dBm/RBW)	(dBm/RBW)	(dBm/RBW)
8.03	8.03	2.73	1.57	2.13	1.75

5.725-5.85GHz_802.11be EHT20_Nss1,(MCS0)_4TX **PSD**

5720MHz Straddle 5.725-5.85GHz

15/11/2023

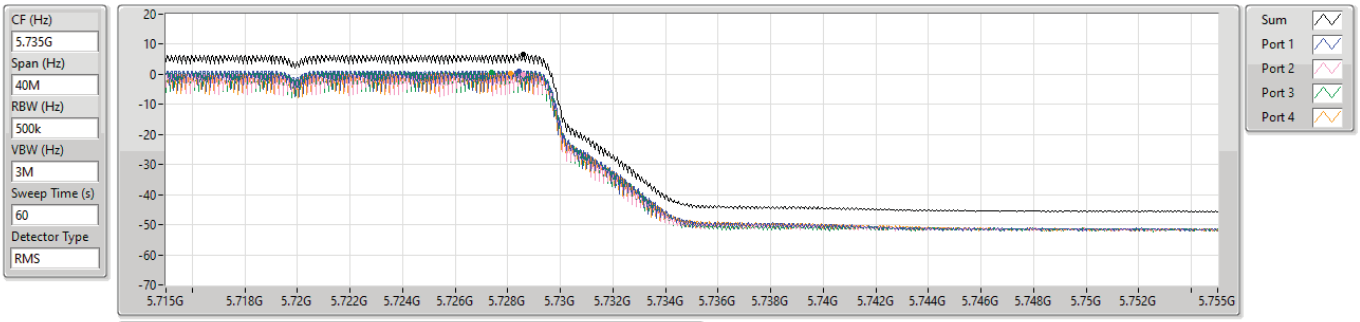

Sum	PD	Port 1	Port 2	Port 3	Port 4
(dBm/RBW)	(dBm/RBW)	(dBm/RBW)	(dBm/RBW)	(dBm/RBW)	(dBm/RBW)
6.53	6.53	1.16	-0.03	0.66	0.38

5.725-5.85GHz_802.11be EHT20_Nss1,(MCS0)_4TX **PSD**

5745MHz

15/11/2023

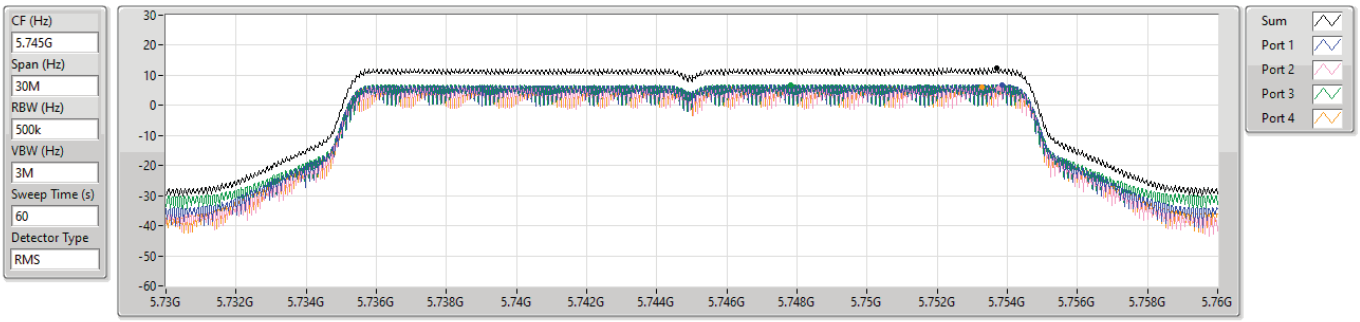

Sum	PD	Port 1	Port 2	Port 3	Port 4
(dBm/RBW)	(dBm/RBW)	(dBm/RBW)	(dBm/RBW)	(dBm/RBW)	(dBm/RBW)
12.41	12.41	6.78	5.90	6.87	6.25

5.725-5.85GHz_802.11be EHT20_Nss1,(MCS0)_4TX **PSD**

5785MHz

15/11/2023

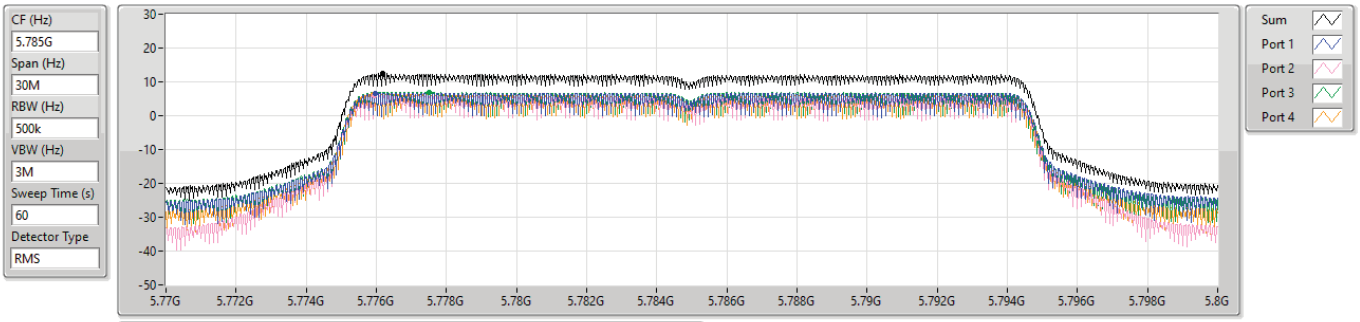

Sum	PD	Port 1	Port 2	Port 3	Port 4
(dBm/RBW)	(dBm/RBW)	(dBm/RBW)	(dBm/RBW)	(dBm/RBW)	(dBm/RBW)
12.38	12.38	6.60	5.90	6.92	6.29

5.725-5.85GHz_802.11be EHT20_Nss1,(MCS0)_4TX **PSD**

5825MHz

15/11/2023

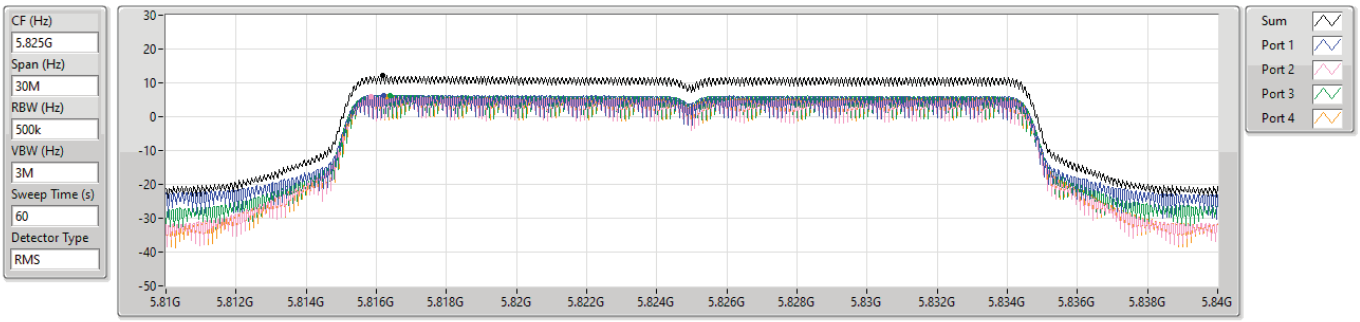

Sum	PD	Port 1	Port 2	Port 3	Port 4
(dBm/RBW)	(dBm/RBW)	(dBm/RBW)	(dBm/RBW)	(dBm/RBW)	(dBm/RBW)
12.05	12.05	6.34	5.80	6.32	5.87

5.15-5.25GHz_802.11be EHT40_Nss1,(MCS0)_4TX **PSD**

5190MHz

15/11/2023

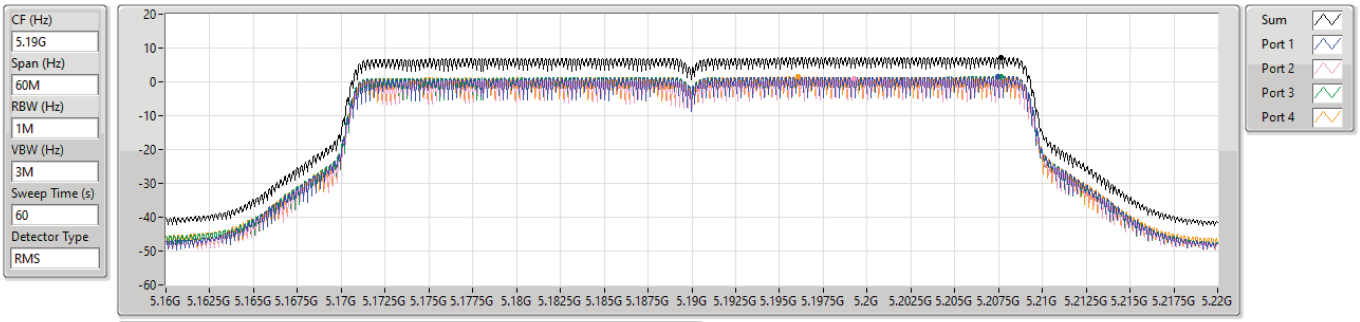

Sum	PD	Port 1	Port 2	Port 3	Port 4
(dBm/RBW)	(dBm/RBW)	(dBm/RBW)	(dBm/RBW)	(dBm/RBW)	(dBm/RBW)
7.23	7.23	1.46	0.83	1.65	1.49

5.15-5.25GHz_802.11be EHT40_Nss1,(MCS0)_4TX **PSD**

5230MHz

15/11/2023

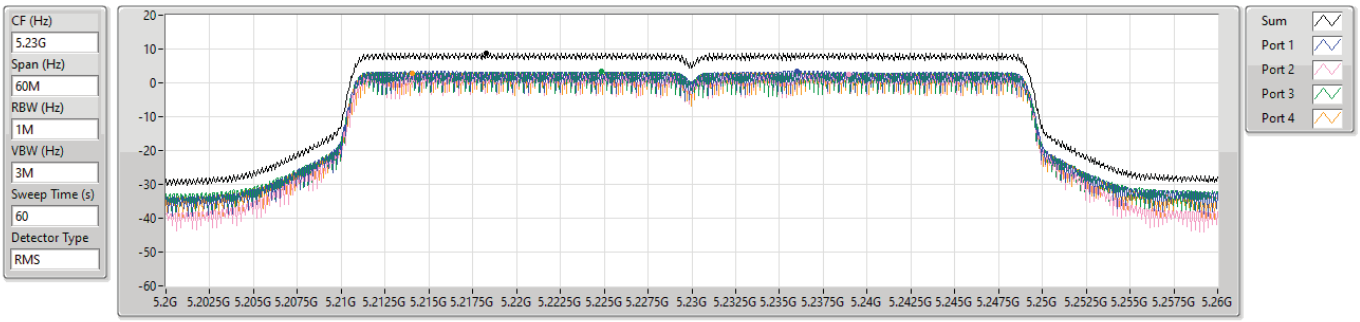

Sum	PD	Port 1	Port 2	Port 3	Port 4
(dBm/RBW)	(dBm/RBW)	(dBm/RBW)	(dBm/RBW)	(dBm/RBW)	(dBm/RBW)
8.88	8.88	3.44	2.61	3.29	2.96

5.25-5.35GHz_802.11be EHT40_Nss1,(MCS0)_4TX **PSD**

5270MHz

15/11/2023

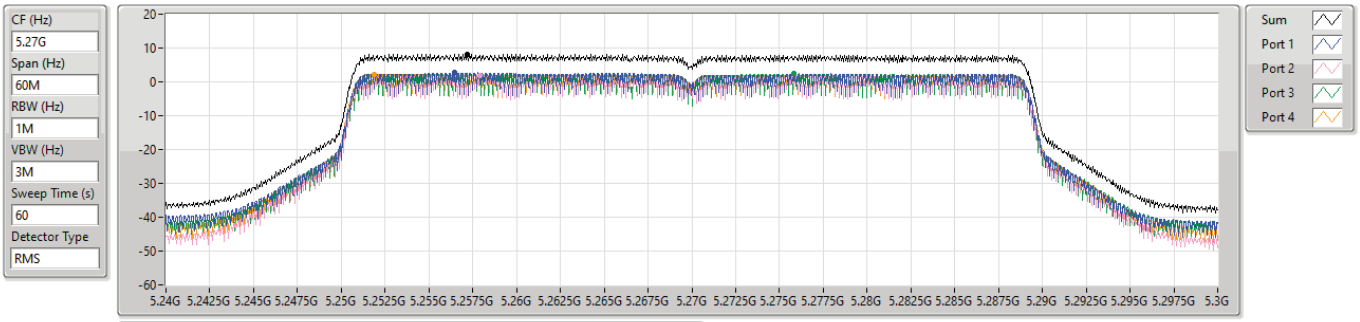

Sum	PD	Port 1	Port 2	Port 3	Port 4
(dBm/RBW)	(dBm/RBW)	(dBm/RBW)	(dBm/RBW)	(dBm/RBW)	(dBm/RBW)
8.19	8.19	2.70	1.78	2.38	2.34

5.25-5.35GHz_802.11be EHT40_Nss1,(MCS0)_4TX **PSD**

5310MHz

15/11/2023

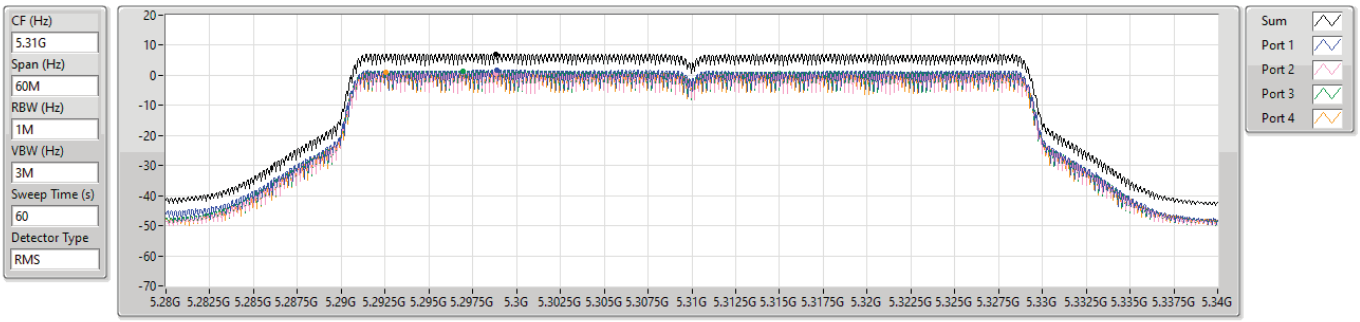

Sum	PD	Port 1	Port 2	Port 3	Port 4
(dBm/RBW)	(dBm/RBW)	(dBm/RBW)	(dBm/RBW)	(dBm/RBW)	(dBm/RBW)
7.11	7.11	1.69	0.77	1.43	0.95

5.47-5.725GHz_802.11be EHT40_Nss1,(MCS0)_4TX **PSD**

5510MHz

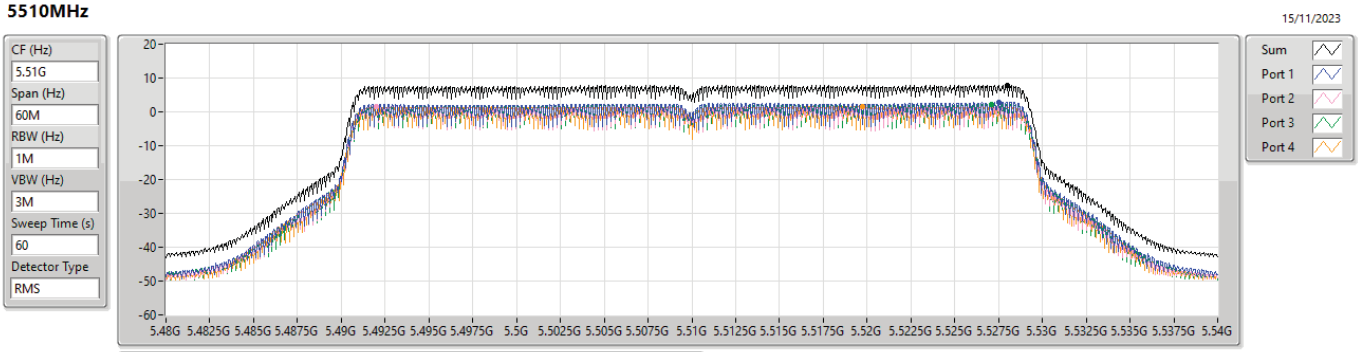

Sum	PD	Port 1	Port 2	Port 3	Port 4
(dBm/RBW)	(dBm/RBW)	(dBm/RBW)	(dBm/RBW)	(dBm/RBW)	(dBm/RBW)
7.95	7.95	2.78	1.55	2.18	1.53

5.47-5.725GHz_802.11be EHT40_Nss1,(MCS0)_4TX **PSD**

5550MHz

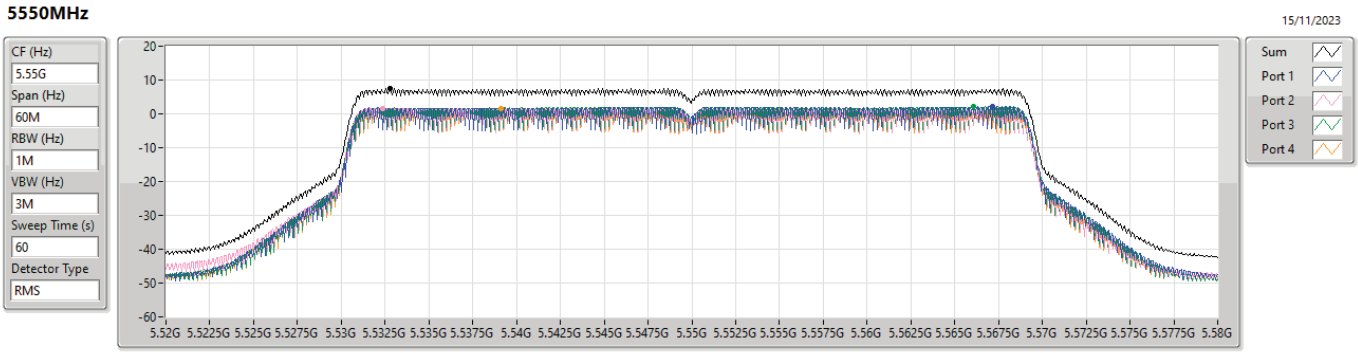

Sum	PD	Port 1	Port 2	Port 3	Port 4
(dBm/RBW)	(dBm/RBW)	(dBm/RBW)	(dBm/RBW)	(dBm/RBW)	(dBm/RBW)
7.43	7.43	2.15	1.55	2.06	1.43

5.47-5.725GHz_802.11be EHT40_Nss1,(MCS0)_4TX **PSD**

5670MHz

15/11/2023

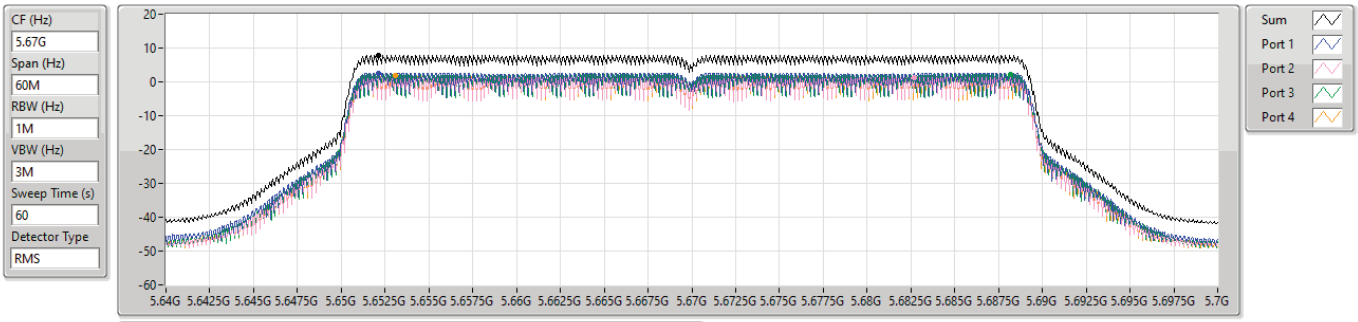

Sum	PD	Port 1	Port 2	Port 3	Port 4
(dBm/RBW)	(dBm/RBW)	(dBm/RBW)	(dBm/RBW)	(dBm/RBW)	(dBm/RBW)
7.89	7.89	2.62	1.29	2.24	1.78

5.47-5.725GHz_802.11be EHT40_Nss1,(MCS0)_4TX **PSD**

5710MHz Straddle 5.47-5.725GHz

15/11/2023

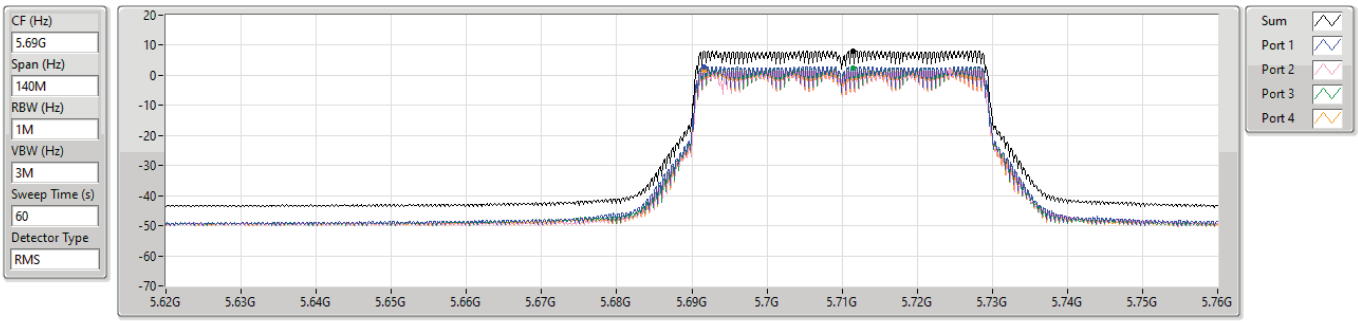

Sum	PD	Port 1	Port 2	Port 3	Port 4
(dBm/RBW)	(dBm/RBW)	(dBm/RBW)	(dBm/RBW)	(dBm/RBW)	(dBm/RBW)
8.04	8.04	2.82	1.51	2.39	1.60

5.725-5.85GHz_802.11be EHT40_Nss1,(MCS0)_4TX **PSD**

5710MHz Straddle 5.725-5.85GHz

15/11/2023

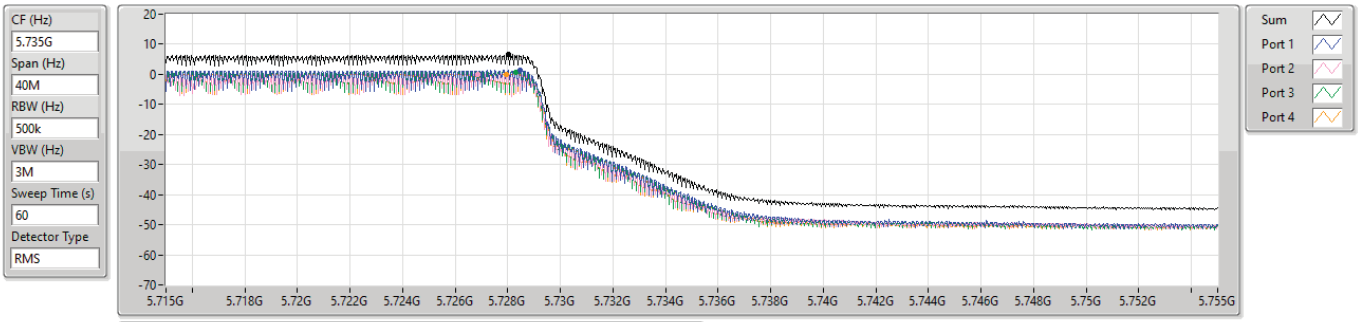

Sum	PD	Port 1	Port 2	Port 3	Port 4
(dBm/RBW)	(dBm/RBW)	(dBm/RBW)	(dBm/RBW)	(dBm/RBW)	(dBm/RBW)
6.51	6.51	1.26	-0.02	0.82	0.09

5.725-5.85GHz_802.11be EHT40_Nss1,(MCS0)_4TX **PSD**

5755MHz

15/11/2023

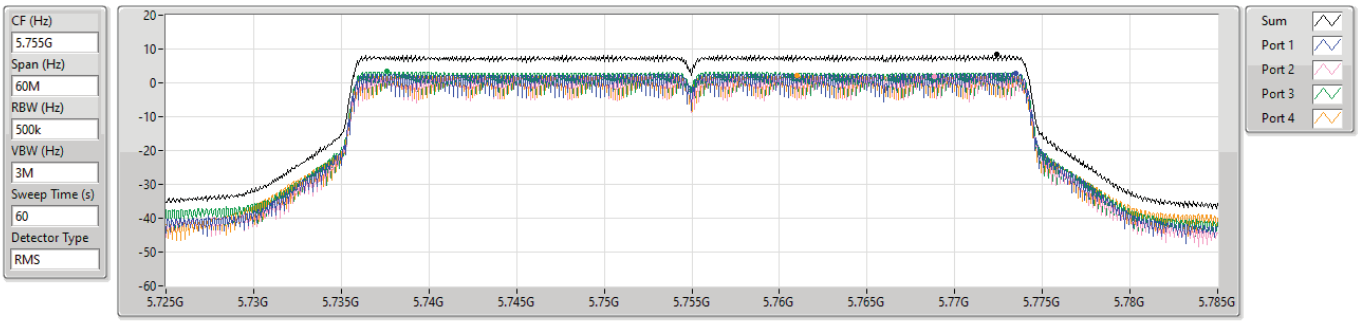

Sum	PD	Port 1	Port 2	Port 3	Port 4
(dBm/RBW)	(dBm/RBW)	(dBm/RBW)	(dBm/RBW)	(dBm/RBW)	(dBm/RBW)
8.37	8.37	2.86	1.84	3.29	2.08

5.725-5.85GHz_802.11be EHT40_Nss1,(MCS0)_4TX **PSD**

5795MHz

15/11/2023

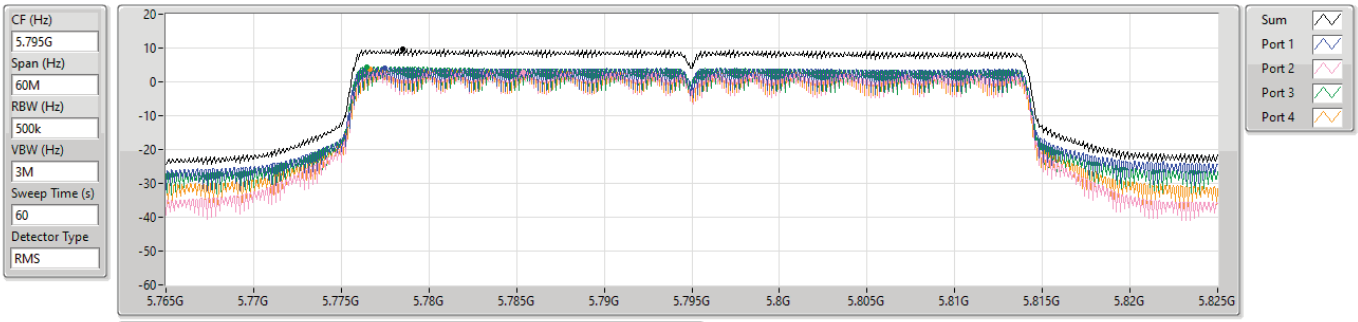

Sum	PD	Port 1	Port 2	Port 3	Port 4
(dBm/RBW)	(dBm/RBW)	(dBm/RBW)	(dBm/RBW)	(dBm/RBW)	(dBm/RBW)
9.64	9.64	4.12	2.85	4.41	3.64

5.15-5.25GHz_802.11be EHT80_Nss1,(MCS0)_4TX **PSD**

5210MHz

15/11/2023

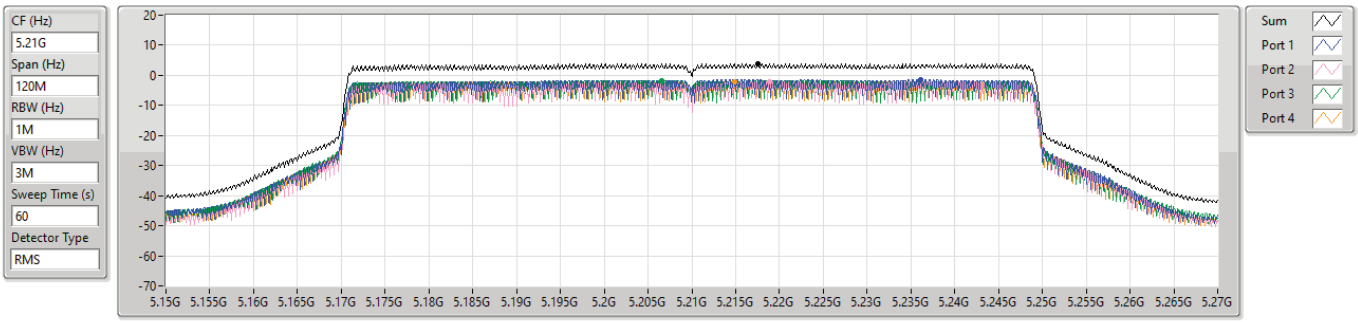

Sum	PD	Port 1	Port 2	Port 3	Port 4
(dBm/RBW)	(dBm/RBW)	(dBm/RBW)	(dBm/RBW)	(dBm/RBW)	(dBm/RBW)
4.00	4.00	-1.37	-2.13	-1.67	-2.09

5.25-5.35GHz_802.11be EHT80_Nss1,(MCS0)_4TX **PSD**

5290MHz

15/11/2023

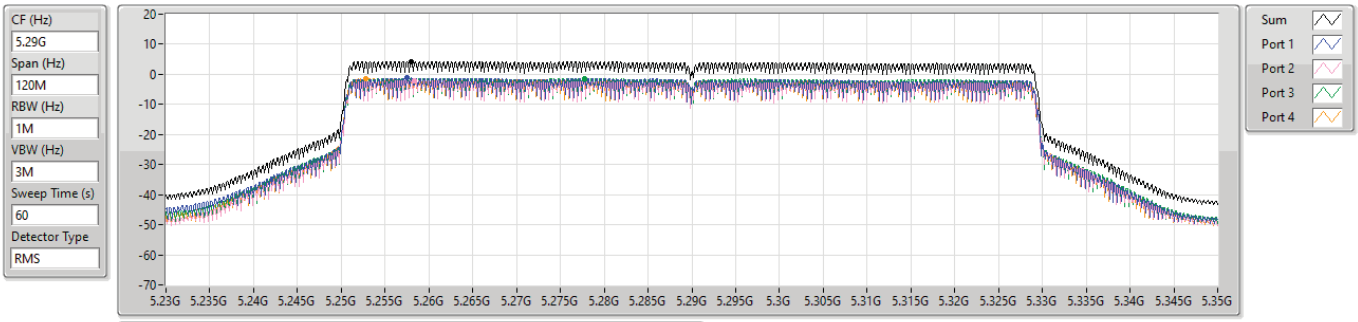

Sum	PD	Port 1	Port 2	Port 3	Port 4
(dBm/RBW)	(dBm/RBW)	(dBm/RBW)	(dBm/RBW)	(dBm/RBW)	(dBm/RBW)
4.34	4.34	-1.25	-2.17	-1.43	-1.56

5.47-5.725GHz_802.11be EHT80_Nss1,(MCS0)_4TX **PSD**

5530MHz

15/11/2023

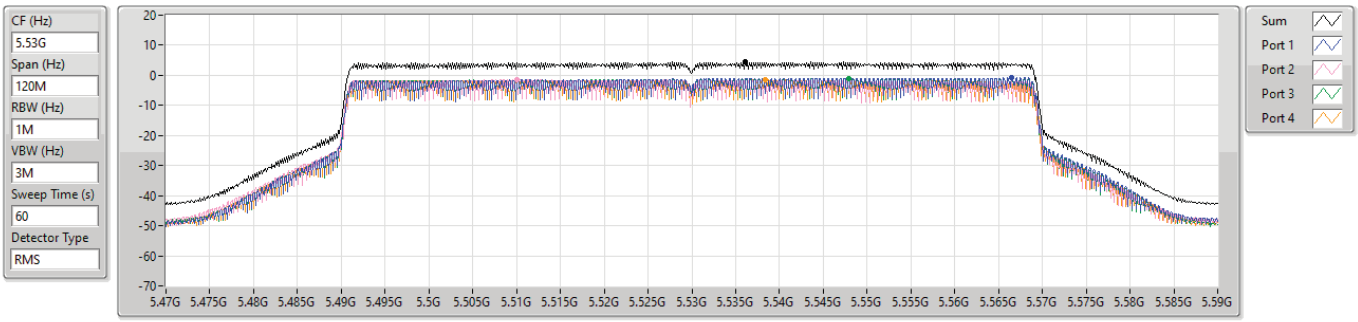

Sum	PD	Port 1	Port 2	Port 3	Port 4
(dBm/RBW)	(dBm/RBW)	(dBm/RBW)	(dBm/RBW)	(dBm/RBW)	(dBm/RBW)
4.44	4.44	-0.82	-1.52	-1.12	-1.58

5.47-5.725GHz_802.11be EHT80_Nss1,(MCS0)_4TX **PSD**

5610MHz

15/11/2023

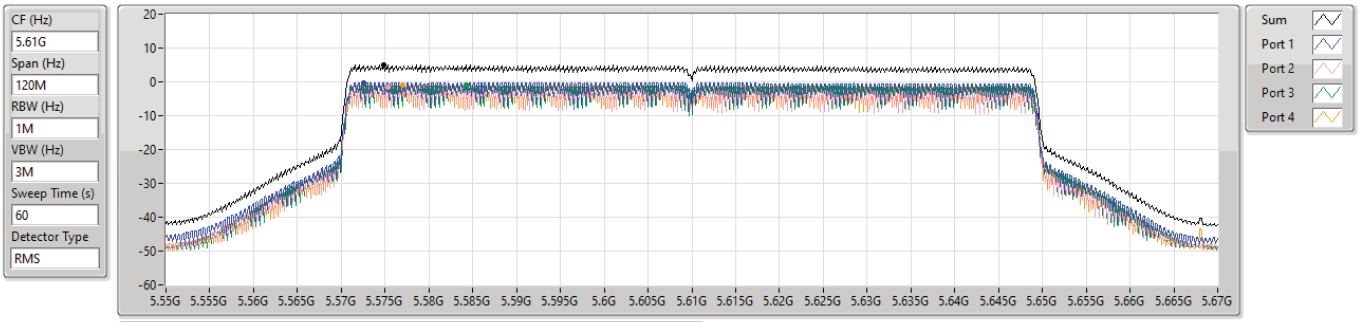

Sum	PD	Port 1	Port 2	Port 3	Port 4
(dBm/RBW)	(dBm/RBW)	(dBm/RBW)	(dBm/RBW)	(dBm/RBW)	(dBm/RBW)
4.97	4.97	-0.17	-1.51	-1.04	-0.87

5.47-5.725GHz_802.11be EHT80_Nss1,(MCS0)_4TX **PSD**

5690MHz Straddle 5.47-5.725GHz

15/11/2023

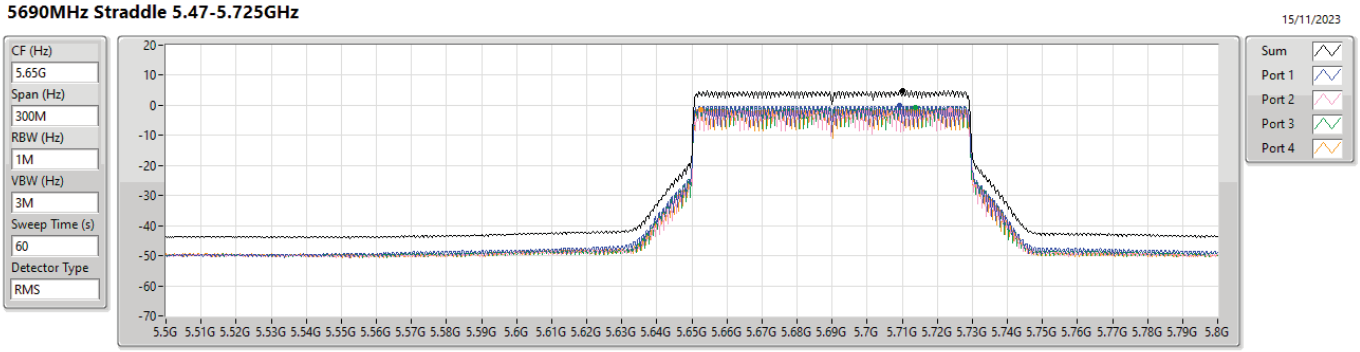

Sum	PD	Port 1	Port 2	Port 3	Port 4
(dBm/RBW)	(dBm/RBW)	(dBm/RBW)	(dBm/RBW)	(dBm/RBW)	(dBm/RBW)
4.80	4.80	-0.21	-1.58	-0.68	-1.36

5.725-5.85GHz_802.11be EHT80_Nss1,(MCS0)_4TX **PSD**

5690MHz Straddle 5.725-5.85GHz

15/11/2023

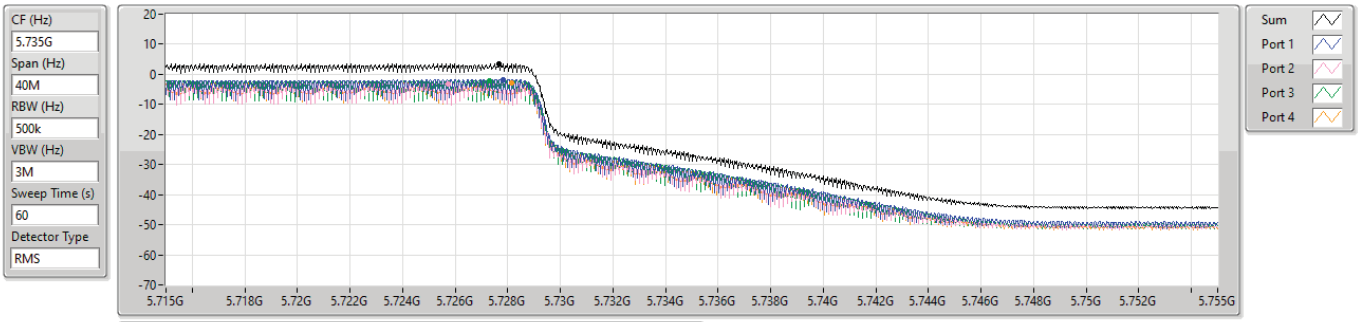

Sum	PD	Port 1	Port 2	Port 3	Port 4
(dBm/RBW)	(dBm/RBW)	(dBm/RBW)	(dBm/RBW)	(dBm/RBW)	(dBm/RBW)
3.48	3.48	-1.80	-3.09	-2.14	-2.96

5.725-5.85GHz_802.11be EHT80_Nss1,(MCS0)_4TX **PSD**

5775MHz

15/11/2023

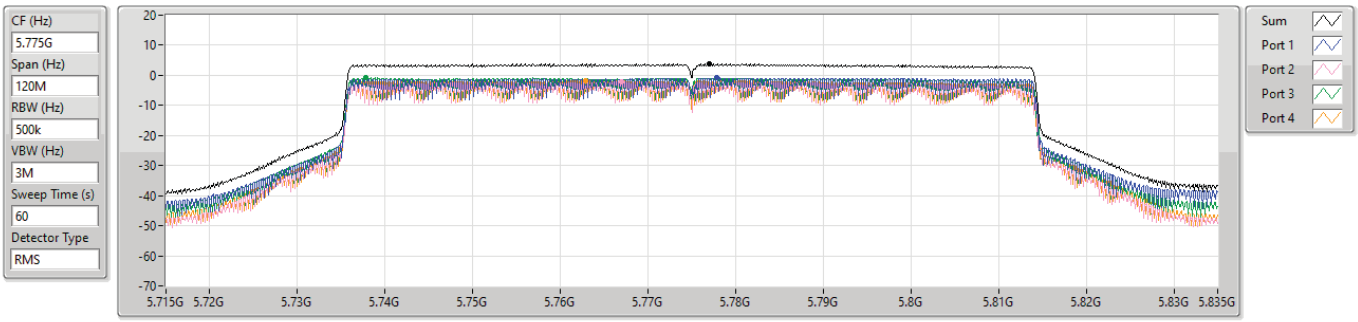

Sum	PD	Port 1	Port 2	Port 3	Port 4
(dBm/RBW)	(dBm/RBW)	(dBm/RBW)	(dBm/RBW)	(dBm/RBW)	(dBm/RBW)
3.90	3.90	-0.90	-2.22	-0.87	-1.80

5.15-5.25GHz_802.11be EHT160_Nss1,(MCS0)_4TX **PSD**

5250MHz Straddle 5.15-5.25GHz

15/11/2023

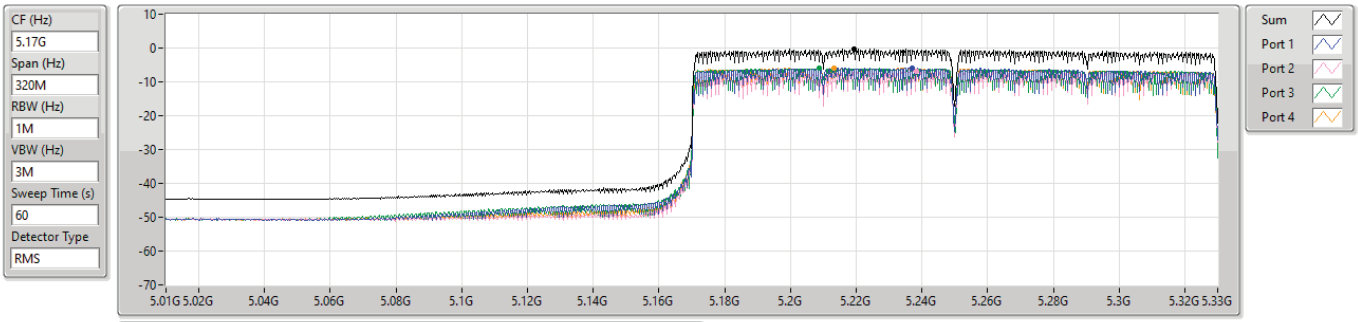

Sum	PD	Port 1	Port 2	Port 3	Port 4
(dBm/RBW)	(dBm/RBW)	(dBm/RBW)	(dBm/RBW)	(dBm/RBW)	(dBm/RBW)
-0.36	-0.36	-5.87	-6.93	-6.07	-5.96

5.25-5.35GHz_802.11be EHT160_Nss1,(MCS0)_4TX **PSD**

5250MHz Straddle 5.25-5.35GHz

15/11/2023

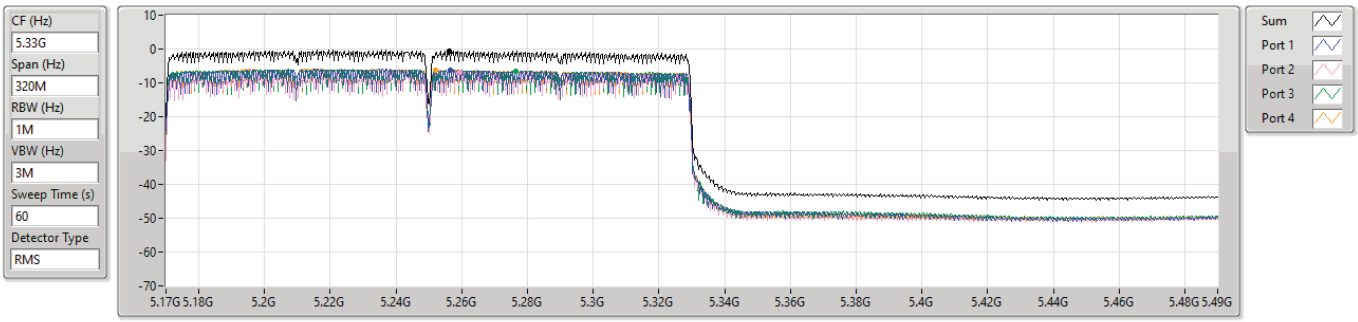

Sum	PD	Port 1	Port 2	Port 3	Port 4
(dBm/RBW)	(dBm/RBW)	(dBm/RBW)	(dBm/RBW)	(dBm/RBW)	(dBm/RBW)
-0.59	-0.59	-6.11	-6.87	-6.52	-6.28

5.47-5.725GHz_802.11be EHT160_Nss1,(MCS0)_4TX **PSD**

5570MHz

15/11/2023

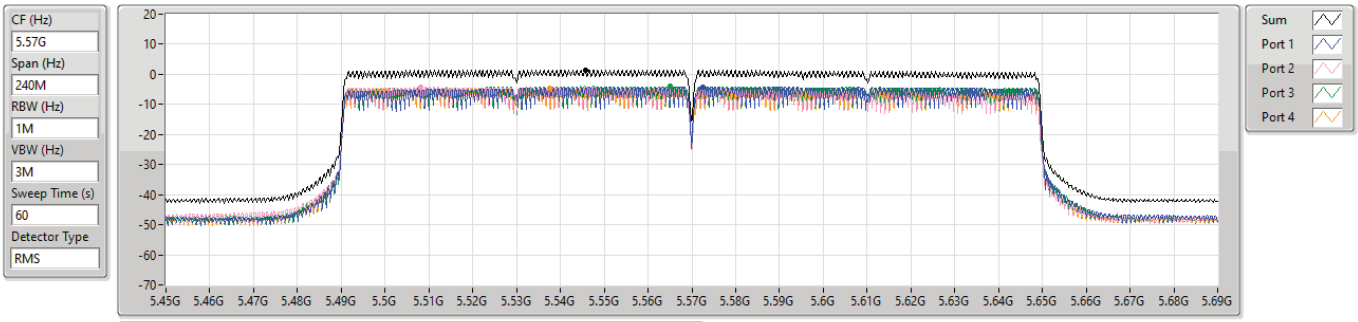

Sum	PD	Port 1	Port 2	Port 3	Port 4
(dBm/RBW)	(dBm/RBW)	(dBm/RBW)	(dBm/RBW)	(dBm/RBW)	(dBm/RBW)
1.51	1.51	-4.29	-4.33	-4.05	-4.54

Summary

Mode	Result	Type	Freq (Hz)	Level (dBuV/m)	Limit (dBuV/m)	Margin (dB)	Dist (m)	Condition	Azimuth (°)	Height (m)
5.725-5.85GHz	-	-	-	-	-	-	-	-	-	-
802.11be EHT40_Nss1,(MCS0)_4TX	Pass	PK	30M	33.86	40.00	-6.14	3	Vertical	360	1.00

Result

Mode	Result	Type	Freq (Hz)	Level (dBuV/m)	Limit (dBuV/m)	Margin (dB)	Dist (m)	Condition	Azimuth (°)	Height (m)
802.11be EHT40_Nss1,(MCS0)_4TX	-	-	-	-	-	-	-	-	-	-
5795MHz	Pass	PK	30M	33.86	40.00	-6.14	3	Vertical	360	1.00
5795MHz	Pass	PK	152.22M	25.04	43.50	-18.46	3	Vertical	360	1.00
5795MHz	Pass	PK	191.02M	29.51	43.50	-13.99	3	Vertical	360	1.00
5795MHz	Pass	PK	266.68M	27.49	46.00	-18.51	3	Vertical	360	1.00
5795MHz	Pass	PK	450.98M	28.44	46.00	-17.56	3	Vertical	360	1.00
5795MHz	Pass	PK	544.1M	32.44	46.00	-13.56	3	Vertical	360	1.00
5795MHz	Pass	PK	134.76M	29.63	43.50	-13.87	3	Horizontal	0	1.00
5795MHz	Pass	PK	194.9M	32.91	43.50	-10.59	3	Horizontal	0	1.00
5795MHz	Pass	PK	272.5M	28.69	46.00	-17.31	3	Horizontal	0	1.00
5795MHz	Pass	PK	371.44M	30.52	46.00	-15.48	3	Horizontal	0	1.00
5795MHz	Pass	PK	497.54M	35.40	46.00	-10.60	3	Horizontal	0	1.00
5795MHz	Pass	QP	32.5M	18.13	40.00	-21.87	3	Horizontal	257	1.00

5.725-5.85GHz_802.11be EHT40_Nss1,(MCS0)_4TX

5795MHz_Adapter

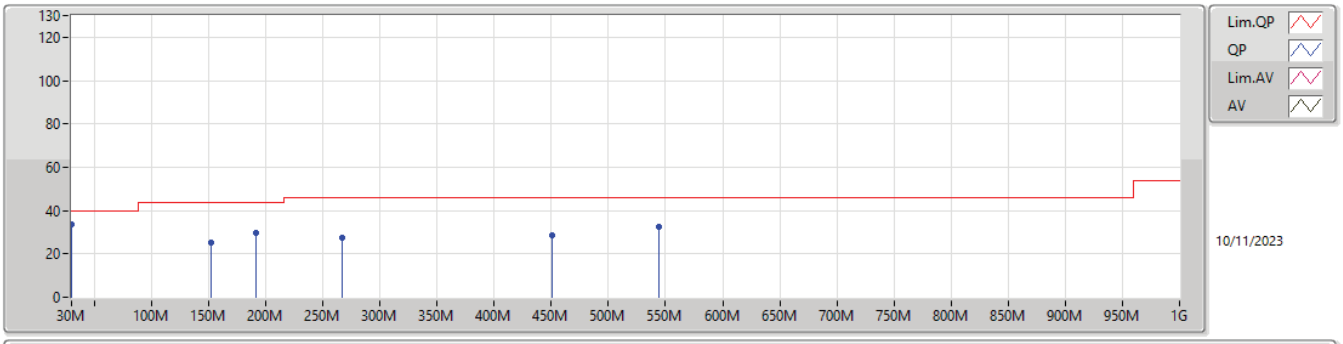

Type	Freq	Level	Limit	Margin	Factor	Dist	Condition	Azimuth	Height	Raw	AF	CL	PA
	(Hz)	(dBuV/m)	(dBuV/m)	(dB)	(dB)	(m)		(°)	(m)	(dBuV)	(dB)	(dB)	(dB)
PK	30M	33.86	40.00	-6.14	-3.21	3	Vertical	360	1.00	37.07	22.98	1.21	27.40
PK	152.22M	25.04	43.50	-18.46	-9.83	3	Vertical	360	1.00	34.87	15.47	2.42	27.72
PK	191.02M	29.51	43.50	-13.99	-10.59	3	Vertical	360	1.00	40.10	14.25	2.68	27.52
PK	266.68M	27.49	46.00	-18.51	-5.72	3	Vertical	360	1.00	33.21	18.40	3.12	27.24
PK	450.98M	28.44	46.00	-17.56	-2.15	3	Vertical	360	1.00	30.59	21.90	4.28	28.33
PK	544.1M	32.44	46.00	-13.56	-0.48	3	Vertical	360	1.00	32.92	23.68	4.51	28.67

5.725-5.85GHz_802.11be EHT40_Nss1,(MCS0)_4TX

5795MHz_Adapter

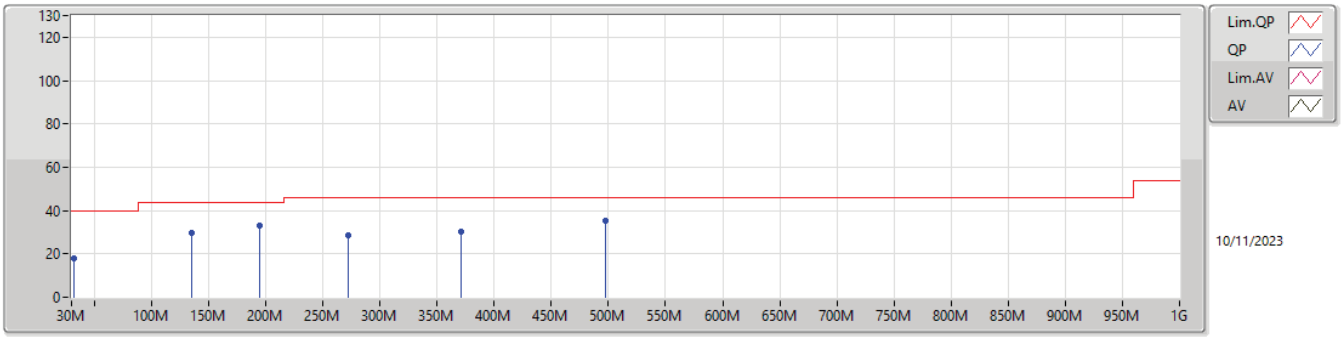

Type	Freq	Level	Limit	Margin	Factor	Dist	Condition	Azimuth	Height	Raw	AF	CL	PA
	(Hz)	(dBuV/m)	(dBuV/m)	(dB)	(dB)	(m)		(°)	(m)	(dBuV)	(dB)	(dB)	(dB)
PK	134.76M	29.63	43.50	-13.87	-8.81	3	Horizontal	0	1.00	38.44	16.70	2.27	27.78
PK	194.9M	32.91	43.50	-10.59	-10.39	3	Horizontal	0	1.00	43.30	14.38	2.73	27.50
PK	272.5M	28.69	46.00	-17.31	-6.11	3	Horizontal	0	1.00	34.80	17.99	3.15	27.25
PK	371.44M	30.52	46.00	-15.48	-3.95	3	Horizontal	0	1.00	34.47	20.02	3.76	27.73
PK	497.54M	35.40	46.00	-10.60	-1.43	3	Horizontal	0	1.00	36.83	22.58	4.40	28.41
QP	32.5M	18.13	40.00	-21.87	-4.40	3	Horizontal	257	1.00	22.53	21.53	1.27	27.20

Summary

Mode	Result	Type	Freq (Hz)	Level (dBuV/m)	Limit (dBuV/m)	Margin (dB)	Dist (m)	Condition	Azimuth (°)	Height (m)
5.15-5.25GHz	-	-	-	-	-	-	-	-	-	-
802.11a_Nss1,(6Mbps)_4TX	Pass	AV	5.15G	51.40	54.00	-2.60	3	Vertical	89	2.49
802.11be EHT20_Nss1,(MCS0)_4TX	Pass	AV	5.15G	53.44	54.00	-0.56	3	Vertical	86	2.42
802.11be EHT40_Nss1,(MCS0)_4TX	Pass	AV	5.15G	52.70	54.00	-1.30	3	Vertical	88	2.44
802.11be EHT80_Nss1,(MCS0)_4TX	Pass	AV	5.133G	53.54	54.00	-0.46	3	Vertical	84	2.55
5.25-5.35GHz	-	-	-	-	-	-	-	-	-	-
802.11a_Nss1,(6Mbps)_4TX	Pass	AV	5.3522G	53.74	54.00	-0.26	3	Vertical	86	2.66
802.11be EHT20_Nss1,(MCS0)_4TX	Pass	AV	5.3522G	53.54	54.00	-0.46	3	Vertical	86	2.35
802.11be EHT40_Nss1,(MCS0)_4TX	Pass	AV	5.3532G	52.39	54.00	-1.61	3	Vertical	85	2.58
802.11be EHT80_Nss1,(MCS0)_4TX	Pass	AV	5.353G	53.18	54.00	-0.82	3	Vertical	83	2.30
802.11be EHT160_Nss1,(MCS0)_4TX	Pass	AV	5.1336G	52.72	54.00	-1.28	3	Vertical	81	2.81
5.47-5.725GHz	-	-	-	-	-	-	-	-	-	-
802.11a_Nss1,(6Mbps)_4TX	Pass	PK	5.7324G	66.46	68.20	-1.74	3	Vertical	57	2.62
802.11be EHT20_Nss1,(MCS0)_4TX	Pass	PK	5.7252G	66.62	68.20	-1.58	3	Vertical	56	2.41
802.11be EHT40_Nss1,(MCS0)_4TX	Pass	PK	5.7252G	67.93	68.20	-0.27	3	Vertical	57	2.59
802.11be EHT80_Nss1,(MCS0)_4TX	Pass	AV	5.446G	53.34	54.00	-0.66	3	Vertical	55	2.56
802.11be EHT160_Nss1,(MCS0)_4TX	Pass	PK	5.7452G	66.37	68.20	-1.83	3	Vertical	54	2.42
5.725-5.85GHz	-	-	-	-	-	-	-	-	-	-
802.11a_Nss1,(6Mbps)_4TX	Pass	PK	5.485G	60.15	68.20	-8.05	3	Vertical	336	2.57
802.11be EHT20_Nss1,(MCS0)_4TX	Pass	PK	5.485G	61.59	68.20	-6.61	3	Vertical	336	2.58
802.11be EHT40_Nss1,(MCS0)_4TX	Pass	PK	5.6402G	64.04	68.20	-4.16	3	Vertical	335	2.62
802.11be EHT80_Nss1,(MCS0)_4TX	Pass	PK	5.6394G	65.61	68.20	-2.59	3	Vertical	297	2.87

Result

Mode	Result	Type	Freq (Hz)	Level (dBuV/m)	Limit (dBuV/m)	Margin (dB)	Dist (m)	Condition	Azimuth (°)	Height (m)
802.11a_Nss1,(6Mbps)_4TX	-	-	-	-	-	-	-	-	-	-
5180MHz	Pass	AV	5.15G	51.40	54.00	-2.60	3	Vertical	89	2.49
5180MHz	Pass	AV	5.183G	110.30	Inf	-Inf	3	Vertical	89	2.49
5180MHz	Pass	PK	5.1496G	65.35	74.00	-8.65	3	Vertical	89	2.49
5180MHz	Pass	PK	5.1826G	119.99	Inf	-Inf	3	Vertical	89	2.49
5180MHz	Pass	AV	5.1496G	44.36	54.00	-9.64	3	Horizontal	52	2.44
5180MHz	Pass	AV	5.1722G	99.07	Inf	-Inf	3	Horizontal	52	2.44
5180MHz	Pass	PK	5.1448G	57.36	74.00	-16.64	3	Horizontal	52	2.44
5180MHz	Pass	PK	5.1724G	108.59	Inf	-Inf	3	Horizontal	52	2.44
5180MHz	Pass	PK	10.35886G	51.70	68.20	-16.50	3	Vertical	39	2.15
5180MHz	Pass	PK	10.348G	50.47	68.20	-17.73	3	Horizontal	226	1.50
5200MHz	Pass	AV	5.1496G	47.01	54.00	-6.99	3	Vertical	87	2.46
5200MHz	Pass	AV	5.2032G	111.18	Inf	-Inf	3	Vertical	87	2.46
5200MHz	Pass	PK	5.1488G	60.26	74.00	-13.74	3	Vertical	87	2.46
5200MHz	Pass	PK	5.2032G	120.52	Inf	-Inf	3	Vertical	87	2.46
5200MHz	Pass	AV	5.1492G	43.49	54.00	-10.51	3	Horizontal	354	2.70
5200MHz	Pass	AV	5.204G	100.10	Inf	-Inf	3	Horizontal	354	2.70
5200MHz	Pass	PK	5.1436G	55.97	74.00	-18.03	3	Horizontal	354	2.70
5200MHz	Pass	PK	5.2048G	109.72	Inf	-Inf	3	Horizontal	354	2.70
5200MHz	Pass	PK	10.38816G	52.47	68.20	-15.73	3	Vertical	175	3.00
5200MHz	Pass	PK	10.4464G	52.19	68.20	-16.01	3	Horizontal	164	2.56
5240MHz	Pass	AV	5.15G	50.51	54.00	-3.49	3	Vertical	85	2.60
5240MHz	Pass	AV	5.243G	112.42	Inf	-Inf	3	Vertical	85	2.60
5240MHz	Pass	AV	5.3522G	46.15	54.00	-7.85	3	Vertical	85	2.60
5240MHz	Pass	PK	5.15G	65.19	74.00	-8.81	3	Vertical	85	2.60
5240MHz	Pass	PK	5.243G	121.86	Inf	-Inf	3	Vertical	85	2.60
5240MHz	Pass	PK	5.3522G	58.66	74.00	-15.34	3	Vertical	85	2.60
5240MHz	Pass	AV	5.15G	44.28	54.00	-9.72	3	Horizontal	57	2.54
5240MHz	Pass	AV	5.2334G	103.55	Inf	-Inf	3	Horizontal	57	2.54
5240MHz	Pass	AV	5.3522G	43.52	54.00	-10.48	3	Horizontal	57	2.54
5240MHz	Pass	PK	5.1434G	56.85	74.00	-17.15	3	Horizontal	57	2.54
5240MHz	Pass	PK	5.2328G	112.82	Inf	-Inf	3	Horizontal	57	2.54
5240MHz	Pass	PK	5.3696G	55.88	74.00	-18.12	3	Horizontal	57	2.54
5240MHz	Pass	PK	10.4764G	51.07	68.20	-17.13	3	Vertical	171	1.80
5240MHz	Pass	PK	10.48052G	51.11	68.20	-17.09	3	Horizontal	168	2.21
5260MHz	Pass	AV	5.1496G	45.97	54.00	-8.03	3	Vertical	87	2.70
5260MHz	Pass	AV	5.263G	112.47	Inf	-Inf	3	Vertical	87	2.70
5260MHz	Pass	AV	5.3512G	49.25	54.00	-4.75	3	Vertical	87	2.70
5260MHz	Pass	PK	5.1484G	58.39	74.00	-15.61	3	Vertical	87	2.70
5260MHz	Pass	PK	5.263G	122.09	Inf	-Inf	3	Vertical	87	2.70
5260MHz	Pass	PK	5.35G	63.37	74.00	-10.63	3	Vertical	87	2.70
5260MHz	Pass	AV	5.1484G	43.19	54.00	-10.81	3	Horizontal	55	2.55
5260MHz	Pass	AV	5.2528G	102.52	Inf	-Inf	3	Horizontal	55	2.55
5260MHz	Pass	AV	5.3524G	43.98	54.00	-10.02	3	Horizontal	55	2.55
5260MHz	Pass	PK	5.134G	55.56	74.00	-18.44	3	Horizontal	55	2.55
5260MHz	Pass	PK	5.2528G	112.20	Inf	-Inf	3	Horizontal	55	2.55
5260MHz	Pass	PK	5.3536G	56.24	74.00	-17.76	3	Horizontal	55	2.55
5260MHz	Pass	PK	10.51856G	51.96	68.20	-16.24	3	Vertical	240	2.93
5260MHz	Pass	PK	10.52048G	51.66	68.20	-16.54	3	Horizontal	277	2.60
5300MHz	Pass	AV	5.3032G	110.51	Inf	-Inf	3	Vertical	86	2.69
5300MHz	Pass	AV	5.3588G	49.48	54.00	-4.52	3	Vertical	86	2.69
5300MHz	Pass	PK	5.3032G	119.79	Inf	-Inf	3	Vertical	86	2.69
5300MHz	Pass	PK	5.3628G	64.61	74.00	-9.39	3	Vertical	86	2.69
5300MHz	Pass	AV	5.2928G	99.95	Inf	-Inf	3	Horizontal	54	1.01
5300MHz	Pass	AV	5.3504G	43.56	54.00	-10.44	3	Horizontal	54	1.01
5300MHz	Pass	PK	5.2924G	109.31	Inf	-Inf	3	Horizontal	54	1.01
5300MHz	Pass	PK	5.3876G	56.27	74.00	-17.73	3	Horizontal	54	1.01
5300MHz	Pass	PK	10.59812G	52.35	68.20	-15.85	3	Vertical	86	1.50
5300MHz	Pass	PK	10.59248G	51.67	68.20	-16.53	3	Horizontal	120	2.50
5320MHz	Pass	AV	5.3232G	110.08	Inf	-Inf	3	Vertical	86	2.66
5320MHz	Pass	AV	5.3522G	53.74	54.00	-0.26	3	Vertical	86	2.66

Mode	Result	Type	Freq (Hz)	Level (dBuV/m)	Limit (dBuV/m)	Margin (dB)	Dist (m)	Condition	Azimuth (°)	Height (m)
5320MHz	Pass	PK	5.3226G	119.37	Inf	-Inf	3	Vertical	86	2.66
5320MHz	Pass	PK	5.3522G	70.77	74.00	-3.23	3	Vertical	86	2.66
5320MHz	Pass	AV	5.3132G	100.83	Inf	-Inf	3	Horizontal	135	2.40
5320MHz	Pass	AV	5.3506G	46.30	54.00	-7.70	3	Horizontal	135	2.40
5320MHz	Pass	PK	5.3126G	110.32	Inf	-Inf	3	Horizontal	135	2.40
5320MHz	Pass	PK	5.3502G	60.38	74.00	-13.62	3	Horizontal	135	2.40
5320MHz	Pass	AV	10.638G	39.44	54.00	-14.56	3	Vertical	232	1.50
5320MHz	Pass	PK	10.6372G	52.80	74.00	-21.20	3	Vertical	232	1.50
5320MHz	Pass	AV	10.639G	39.33	54.00	-14.67	3	Horizontal	189	1.60
5320MHz	Pass	PK	10.63124G	51.82	74.00	-22.18	3	Horizontal	189	1.60
5500MHz	Pass	AV	5.4556G	47.94	54.00	-6.06	3	Vertical	204	2.64
5500MHz	Pass	AV	5.4934G	110.94	Inf	-Inf	3	Vertical	204	2.64
5500MHz	Pass	PK	5.4562G	62.29	74.00	-11.71	3	Vertical	204	2.64
5500MHz	Pass	PK	5.4622G	64.66	68.20	-3.54	3	Vertical	204	2.64
5500MHz	Pass	PK	5.4936G	120.55	Inf	-Inf	3	Vertical	204	2.64
5500MHz	Pass	AV	5.46G	43.61	54.00	-10.39	3	Horizontal	144	2.35
5500MHz	Pass	AV	5.499G	101.25	Inf	-Inf	3	Horizontal	144	2.35
5500MHz	Pass	PK	5.457G	56.33	74.00	-17.67	3	Horizontal	144	2.35
5500MHz	Pass	PK	5.4692G	59.50	68.20	-8.70	3	Horizontal	144	2.35
5500MHz	Pass	PK	5.4988G	110.58	Inf	-Inf	3	Horizontal	144	2.35
5500MHz	Pass	AV	10.99328G	39.51	54.00	-14.49	3	Vertical	178	1.45
5500MHz	Pass	PK	10.99404G	53.17	74.00	-20.83	3	Vertical	178	1.45
5500MHz	Pass	AV	10.99564G	39.47	54.00	-14.53	3	Horizontal	110	2.20
5500MHz	Pass	PK	11.00096G	53.46	74.00	-20.54	3	Horizontal	110	2.20
5580MHz	Pass	AV	5.4306G	45.37	54.00	-8.63	3	Vertical	148	2.42
5580MHz	Pass	AV	5.583G	112.47	Inf	-Inf	3	Vertical	148	2.42
5580MHz	Pass	PK	5.433G	57.28	74.00	-16.72	3	Vertical	148	2.42
5580MHz	Pass	PK	5.4696G	57.33	68.20	-10.87	3	Vertical	148	2.42
5580MHz	Pass	PK	5.583G	121.92	Inf	-Inf	3	Vertical	148	2.42
5580MHz	Pass	PK	5.7276G	57.18	68.20	-11.02	3	Vertical	148	2.42
5580MHz	Pass	AV	5.4306G	43.97	54.00	-10.03	3	Horizontal	144	2.87
5580MHz	Pass	AV	5.5788G	104.59	Inf	-Inf	3	Horizontal	144	2.87
5580MHz	Pass	PK	5.43G	56.53	74.00	-17.47	3	Horizontal	144	2.87
5580MHz	Pass	PK	5.4678G	55.15	68.20	-13.05	3	Horizontal	144	2.87
5580MHz	Pass	PK	5.5788G	113.90	Inf	-Inf	3	Horizontal	144	2.87
5580MHz	Pass	PK	5.7264G	56.61	68.20	-11.59	3	Horizontal	144	2.87
5580MHz	Pass	AV	11.15832G	39.74	54.00	-14.26	3	Vertical	160	3.00
5580MHz	Pass	PK	11.15996G	53.01	74.00	-20.99	3	Vertical	160	3.00
5580MHz	Pass	AV	11.16124G	39.64	54.00	-14.36	3	Horizontal	124	1.75
5580MHz	Pass	PK	11.16296G	53.04	74.00	-20.96	3	Horizontal	124	1.75
5700MHz	Pass	AV	5.6948G	112.79	Inf	-Inf	3	Vertical	57	2.62
5700MHz	Pass	PK	5.6948G	122.32	Inf	-Inf	3	Vertical	57	2.62
5700MHz	Pass	PK	5.7324G	66.46	68.20	-1.74	3	Vertical	57	2.62
5700MHz	Pass	AV	5.7024G	102.47	Inf	-Inf	3	Horizontal	132	2.42
5700MHz	Pass	PK	5.7024G	111.76	Inf	-Inf	3	Horizontal	132	2.42
5700MHz	Pass	PK	5.728G	59.14	68.20	-9.06	3	Horizontal	132	2.42
5700MHz	Pass	AV	11.39988G	41.12	54.00	-12.88	3	Vertical	323	3.00
5700MHz	Pass	PK	11.4042G	53.80	74.00	-20.20	3	Vertical	323	3.00
5700MHz	Pass	AV	11.3902G	39.90	54.00	-14.10	3	Horizontal	323	3.00
5700MHz	Pass	PK	11.39376G	53.74	74.00	-20.26	3	Horizontal	323	3.00
5720MHz Straddle 5.47-5.725GHz	Pass	AV	5.42G	43.93	54.00	-10.07	3	Vertical	237	2.92
5720MHz Straddle 5.47-5.725GHz	Pass	AV	5.7128G	115.55	Inf	-Inf	3	Vertical	237	2.92
5720MHz Straddle 5.47-5.725GHz	Pass	PK	5.4308G	57.12	74.00	-16.88	3	Vertical	237	2.92
5720MHz Straddle 5.47-5.725GHz	Pass	PK	5.462G	55.82	68.20	-12.38	3	Vertical	237	2.92
5720MHz Straddle 5.47-5.725GHz	Pass	PK	5.7128G	125.18	Inf	-Inf	3	Vertical	237	2.92
5720MHz Straddle 5.47-5.725GHz	Pass	PK	5.9396G	58.21	68.20	-9.99	3	Vertical	237	2.92
5720MHz Straddle 5.47-5.725GHz	Pass	AV	5.42G	43.65	54.00	-10.35	3	Horizontal	28	2.66
5720MHz Straddle 5.47-5.725GHz	Pass	AV	5.7176G	103.65	Inf	-Inf	3	Horizontal	28	2.66
5720MHz Straddle 5.47-5.725GHz	Pass	PK	5.4548G	55.47	74.00	-18.53	3	Horizontal	28	2.66
5720MHz Straddle 5.47-5.725GHz	Pass	PK	5.4644G	56.10	68.20	-12.10	3	Horizontal	28	2.66
5720MHz Straddle 5.47-5.725GHz	Pass	PK	5.7176G	113.02	Inf	-Inf	3	Horizontal	28	2.66
5720MHz Straddle 5.47-5.725GHz	Pass	PK	5.9036G	57.69	68.20	-10.51	3	Horizontal	28	2.66

Mode	Result	Type	Freq (Hz)	Level (dBuV/m)	Limit (dBuV/m)	Margin (dB)	Dist (m)	Condition	Azimuth (°)	Height (m)
5720MHz Straddle 5.47-5.725GHz	Pass	AV	11.43972G	40.73	54.00	-13.27	3	Vertical	323	2.95
5720MHz Straddle 5.47-5.725GHz	Pass	PK	11.44352G	53.72	74.00	-20.28	3	Vertical	323	2.95
5720MHz Straddle 5.47-5.725GHz	Pass	AV	11.43184G	39.74	54.00	-14.26	3	Horizontal	323	2.95
5720MHz Straddle 5.47-5.725GHz	Pass	PK	11.43064G	52.57	74.00	-21.43	3	Horizontal	323	2.95
5745MHz	Pass	AV	5.4462G	43.48	54.00	-10.52	3	Vertical	56	2.61
5745MHz	Pass	AV	5.7402G	113.85	Inf	-Inf	3	Vertical	56	2.61
5745MHz	Pass	PK	5.5878G	59.07	68.20	-9.13	3	Vertical	56	2.61
5745MHz	Pass	PK	5.7402G	123.41	Inf	-Inf	3	Vertical	56	2.61
5745MHz	Pass	PK	5.9994G	57.93	68.20	-10.27	3	Vertical	56	2.61
5745MHz	Pass	AV	5.445G	43.39	54.00	-10.61	3	Horizontal	131	2.47
5745MHz	Pass	AV	5.7474G	104.10	Inf	-Inf	3	Horizontal	131	2.47
5745MHz	Pass	PK	5.4894G	56.17	68.20	-12.03	3	Horizontal	131	2.47
5745MHz	Pass	PK	5.7474G	113.65	Inf	-Inf	3	Horizontal	131	2.47
5745MHz	Pass	PK	5.9262G	58.22	68.20	-9.98	3	Horizontal	131	2.47
5745MHz	Pass	AV	11.48984G	39.94	54.00	-14.06	3	Vertical	326	3.00
5745MHz	Pass	PK	11.48148G	52.78	74.00	-21.22	3	Vertical	326	3.00
5745MHz	Pass	AV	11.48616G	39.51	54.00	-14.49	3	Horizontal	323	2.95
5745MHz	Pass	PK	11.48908G	52.98	74.00	-21.02	3	Horizontal	323	2.95
5785MHz	Pass	AV	5.7922G	113.43	Inf	-Inf	3	Vertical	336	2.57
5785MHz	Pass	PK	5.485G	60.15	68.20	-8.05	3	Vertical	336	2.57
5785MHz	Pass	PK	5.7922G	123.27	Inf	-Inf	3	Vertical	336	2.57
5785MHz	Pass	PK	6.0226G	58.43	68.20	-9.77	3	Vertical	336	2.57
5785MHz	Pass	AV	5.7874G	103.63	Inf	-Inf	3	Horizontal	130	2.45
5785MHz	Pass	PK	5.6278G	56.59	68.20	-11.61	3	Horizontal	130	2.45
5785MHz	Pass	PK	5.7874G	113.11	Inf	-Inf	3	Horizontal	130	2.45
5785MHz	Pass	PK	6.0262G	58.00	68.20	-10.20	3	Horizontal	130	2.45
5785MHz	Pass	AV	11.5742G	39.25	54.00	-14.75	3	Vertical	123	2.75
5785MHz	Pass	PK	11.57084G	52.37	74.00	-21.63	3	Vertical	123	2.75
5785MHz	Pass	AV	11.57832G	39.19	54.00	-14.81	3	Horizontal	123	2.75
5785MHz	Pass	PK	11.57336G	52.43	74.00	-21.57	3	Horizontal	123	2.75
5825MHz	Pass	AV	5.8322G	113.14	Inf	-Inf	3	Vertical	336	2.68
5825MHz	Pass	PK	5.525G	59.90	68.20	-8.30	3	Vertical	336	2.68
5825MHz	Pass	PK	5.8322G	122.63	Inf	-Inf	3	Vertical	336	2.68
5825MHz	Pass	PK	6.0698G	58.63	68.20	-9.57	3	Vertical	336	2.68
5825MHz	Pass	AV	5.8274G	102.90	Inf	-Inf	3	Horizontal	130	2.69
5825MHz	Pass	PK	5.6126G	56.62	68.20	-11.58	3	Horizontal	130	2.69
5825MHz	Pass	PK	5.8274G	112.29	Inf	-Inf	3	Horizontal	130	2.69
5825MHz	Pass	PK	6.101G	57.89	68.20	-10.31	3	Horizontal	130	2.69
5825MHz	Pass	AV	11.65056G	39.64	54.00	-14.36	3	Vertical	192	1.55
5825MHz	Pass	PK	11.64316G	52.67	74.00	-21.33	3	Vertical	192	1.55
5825MHz	Pass	AV	11.6448G	39.44	54.00	-14.56	3	Horizontal	192	1.55
5825MHz	Pass	PK	11.64316G	52.82	74.00	-21.18	3	Horizontal	192	1.55
802.11be EHT20_Nss1,(MCS0)_4TX	-	-	-	-	-	-	-	-	-	-
5180MHz	Pass	AV	5.15G	53.44	54.00	-0.56	3	Vertical	86	2.42
5180MHz	Pass	AV	5.1832G	109.28	Inf	-Inf	3	Vertical	86	2.42
5180MHz	Pass	PK	5.1496G	69.22	74.00	-4.78	3	Vertical	86	2.42
5180MHz	Pass	PK	5.1832G	122.41	Inf	-Inf	3	Vertical	86	2.42
5180MHz	Pass	AV	5.15G	46.45	54.00	-7.55	3	Horizontal	53	2.49
5180MHz	Pass	AV	5.1708G	99.69	Inf	-Inf	3	Horizontal	53	2.49
5180MHz	Pass	PK	5.1498G	62.48	74.00	-11.52	3	Horizontal	53	2.49
5180MHz	Pass	PK	5.1718G	111.76	Inf	-Inf	3	Horizontal	53	2.49
5180MHz	Pass	PK	10.36168G	52.52	68.20	-15.68	3	Vertical	192	1.55
5180MHz	Pass	PK	10.36168G	52.14	68.20	-16.06	3	Horizontal	192	1.55
5200MHz	Pass	AV	5.1416G	46.92	54.00	-7.08	3	Vertical	83	2.54
5200MHz	Pass	AV	5.2036G	109.65	Inf	-Inf	3	Vertical	83	2.54
5200MHz	Pass	PK	5.1396G	63.09	74.00	-10.91	3	Vertical	83	2.54
5200MHz	Pass	PK	5.202G	121.70	Inf	-Inf	3	Vertical	83	2.54
5200MHz	Pass	AV	5.15G	43.24	54.00	-10.76	3	Horizontal	54	2.66
5200MHz	Pass	AV	5.1912G	101.77	Inf	-Inf	3	Horizontal	54	2.66
5200MHz	Pass	PK	5.1488G	57.25	74.00	-16.75	3	Horizontal	54	2.66
5200MHz	Pass	PK	5.192G	113.72	Inf	-Inf	3	Horizontal	54	2.66
5200MHz	Pass	PK	10.40864G	52.70	68.20	-15.50	3	Vertical	192	1.55

Mode	Result	Type	Freq (Hz)	Level (dBuV/m)	Limit (dBuV/m)	Margin (dB)	Dist (m)	Condition	Azimuth (°)	Height (m)
5200MHz	Pass	PK	10.40216G	52.05	68.20	-16.15	3	Horizontal	192	1.55
5240MHz	Pass	AV	5.15G	51.38	54.00	-2.62	3	Vertical	87	2.59
5240MHz	Pass	AV	5.243G	111.36	Inf	-Inf	3	Vertical	87	2.59
5240MHz	Pass	AV	5.3528G	46.12	54.00	-7.88	3	Vertical	87	2.59
5240MHz	Pass	PK	5.15G	66.40	74.00	-7.60	3	Vertical	87	2.59
5240MHz	Pass	PK	5.2424G	122.99	Inf	-Inf	3	Vertical	87	2.59
5240MHz	Pass	PK	5.3534G	60.36	74.00	-13.64	3	Vertical	87	2.59
5240MHz	Pass	AV	5.15G	44.63	54.00	-9.37	3	Horizontal	55	2.54
5240MHz	Pass	AV	5.2328G	102.65	Inf	-Inf	3	Horizontal	55	2.54
5240MHz	Pass	AV	5.3534G	43.45	54.00	-10.55	3	Horizontal	55	2.54
5240MHz	Pass	PK	5.15G	57.82	74.00	-16.18	3	Horizontal	55	2.54
5240MHz	Pass	PK	5.2328G	115.09	Inf	-Inf	3	Horizontal	55	2.54
5240MHz	Pass	PK	5.3744G	57.37	74.00	-16.63	3	Horizontal	55	2.54
5240MHz	Pass	PK	10.483G	52.95	68.20	-15.25	3	Vertical	192	1.55
5240MHz	Pass	PK	10.47104G	53.16	68.20	-15.04	3	Horizontal	192	1.55
5260MHz	Pass	AV	5.1496G	46.55	54.00	-7.45	3	Vertical	88	2.27
5260MHz	Pass	AV	5.263G	111.15	Inf	-Inf	3	Vertical	88	2.27
5260MHz	Pass	AV	5.3512G	49.29	54.00	-4.71	3	Vertical	88	2.27
5260MHz	Pass	PK	5.1496G	60.30	74.00	-13.70	3	Vertical	88	2.27
5260MHz	Pass	PK	5.2642G	123.11	Inf	-Inf	3	Vertical	88	2.27
5260MHz	Pass	PK	5.3554G	65.38	74.00	-8.62	3	Vertical	88	2.27
5260MHz	Pass	AV	5.15G	43.10	54.00	-10.90	3	Horizontal	56	2.56
5260MHz	Pass	AV	5.2522G	102.17	Inf	-Inf	3	Horizontal	56	2.56
5260MHz	Pass	AV	5.3536G	44.60	54.00	-9.40	3	Horizontal	56	2.56
5260MHz	Pass	PK	5.15G	56.36	74.00	-17.64	3	Horizontal	56	2.56
5260MHz	Pass	PK	5.2534G	114.75	Inf	-Inf	3	Horizontal	56	2.56
5260MHz	Pass	PK	5.353G	58.62	74.00	-15.38	3	Horizontal	56	2.56
5260MHz	Pass	PK	10.51608G	52.40	68.20	-15.80	3	Vertical	192	1.55
5260MHz	Pass	PK	10.51152G	52.24	68.20	-15.96	3	Horizontal	192	1.55
5300MHz	Pass	AV	5.3032G	109.39	Inf	-Inf	3	Vertical	85	2.71
5300MHz	Pass	AV	5.3516G	47.25	54.00	-6.75	3	Vertical	85	2.71
5300MHz	Pass	PK	5.3024G	121.60	Inf	-Inf	3	Vertical	85	2.71
5300MHz	Pass	PK	5.3524G	60.82	74.00	-13.18	3	Vertical	85	2.71
5300MHz	Pass	AV	5.2924G	98.87	Inf	-Inf	3	Horizontal	54	1.00
5300MHz	Pass	AV	5.3528G	42.98	54.00	-11.02	3	Horizontal	54	1.00
5300MHz	Pass	PK	5.292G	111.44	Inf	-Inf	3	Horizontal	54	1.00
5300MHz	Pass	PK	5.3908G	56.96	74.00	-17.04	3	Horizontal	54	1.00
5300MHz	Pass	PK	10.59004G	52.53	68.20	-15.67	3	Vertical	192	1.55
5300MHz	Pass	PK	10.60064G	54.00	74.00	-20.00	3	Horizontal	192	1.55
5320MHz	Pass	AV	5.3234G	108.26	Inf	-Inf	3	Vertical	86	2.35
5320MHz	Pass	AV	5.3522G	53.54	54.00	-0.46	3	Vertical	86	2.35
5320MHz	Pass	PK	5.322G	120.70	Inf	-Inf	3	Vertical	86	2.35
5320MHz	Pass	PK	5.3538G	70.17	74.00	-3.83	3	Vertical	86	2.35
5320MHz	Pass	AV	5.3128G	99.23	Inf	-Inf	3	Horizontal	136	2.41
5320MHz	Pass	AV	5.3502G	44.93	54.00	-9.07	3	Horizontal	136	2.41
5320MHz	Pass	PK	5.3138G	111.94	Inf	-Inf	3	Horizontal	136	2.41
5320MHz	Pass	PK	5.3508G	59.48	74.00	-14.52	3	Horizontal	136	2.41
5320MHz	Pass	AV	10.6444G	38.85	54.00	-15.15	3	Vertical	192	1.55
5320MHz	Pass	PK	10.6412G	52.44	74.00	-21.56	3	Vertical	192	1.55
5320MHz	Pass	AV	10.64544G	38.84	54.00	-15.16	3	Horizontal	192	1.55
5320MHz	Pass	PK	10.63804G	53.00	74.00	-21.00	3	Horizontal	192	1.55
5500MHz	Pass	AV	5.46G	48.63	54.00	-5.37	3	Vertical	205	2.64
5500MHz	Pass	AV	5.4934G	110.06	Inf	-Inf	3	Vertical	205	2.64
5500MHz	Pass	PK	5.4594G	65.01	74.00	-8.99	3	Vertical	205	2.64
5500MHz	Pass	PK	5.4634G	66.56	68.20	-1.64	3	Vertical	205	2.64
5500MHz	Pass	PK	5.4934G	121.61	Inf	-Inf	3	Vertical	205	2.64
5500MHz	Pass	AV	5.4596G	44.40	54.00	-9.60	3	Horizontal	149	2.96
5500MHz	Pass	AV	5.4986G	101.91	Inf	-Inf	3	Horizontal	149	2.96
5500MHz	Pass	PK	5.4564G	58.28	74.00	-15.72	3	Horizontal	149	2.96
5500MHz	Pass	PK	5.4678G	62.23	68.20	-5.97	3	Horizontal	149	2.96
5500MHz	Pass	PK	5.4976G	113.82	Inf	-Inf	3	Horizontal	149	2.96
5500MHz	Pass	AV	10.99276G	38.92	54.00	-15.08	3	Vertical	192	1.55

Mode	Result	Type	Freq (Hz)	Level (dBuV/m)	Limit (dBuV/m)	Margin (dB)	Dist (m)	Condition	Azimuth (°)	Height (m)
5500MHz	Pass	PK	11.00164G	53.53	74.00	-20.47	3	Vertical	192	1.55
5500MHz	Pass	AV	10.99012G	38.90	54.00	-15.10	3	Horizontal	192	1.55
5500MHz	Pass	PK	10.99572G	52.76	74.00	-21.24	3	Horizontal	192	1.55
5580MHz	Pass	AV	5.43G	44.39	54.00	-9.61	3	Vertical	59	2.39
5580MHz	Pass	AV	5.574G	111.95	Inf	-Inf	3	Vertical	59	2.39
5580MHz	Pass	PK	5.43G	58.03	74.00	-15.97	3	Vertical	59	2.39
5580MHz	Pass	PK	5.4654G	56.53	68.20	-11.67	3	Vertical	59	2.39
5580MHz	Pass	PK	5.5746G	124.14	Inf	-Inf	3	Vertical	59	2.39
5580MHz	Pass	PK	5.7258G	58.52	68.20	-9.68	3	Vertical	59	2.39
5580MHz	Pass	AV	5.433G	42.53	54.00	-11.47	3	Horizontal	160	2.41
5580MHz	Pass	AV	5.5848G	102.98	Inf	-Inf	3	Horizontal	160	2.41
5580MHz	Pass	PK	5.4354G	55.12	74.00	-18.88	3	Horizontal	160	2.41
5580MHz	Pass	PK	5.4666G	55.49	68.20	-12.71	3	Horizontal	160	2.41
5580MHz	Pass	PK	5.5854G	115.03	Inf	-Inf	3	Horizontal	160	2.41
5580MHz	Pass	PK	5.7252G	56.45	68.20	-11.75	3	Horizontal	160	2.41
5580MHz	Pass	AV	11.1674G	39.01	54.00	-14.99	3	Vertical	192	1.55
5580MHz	Pass	PK	11.16848G	53.66	74.00	-20.34	3	Vertical	192	1.55
5580MHz	Pass	AV	11.16584G	39.09	54.00	-14.91	3	Horizontal	192	1.55
5580MHz	Pass	PK	11.16436G	52.63	74.00	-21.37	3	Horizontal	192	1.55
5700MHz	Pass	AV	5.6944G	110.69	Inf	-Inf	3	Vertical	56	2.41
5700MHz	Pass	PK	5.6952G	123.27	Inf	-Inf	3	Vertical	56	2.41
5700MHz	Pass	PK	5.7252G	66.62	68.20	-1.58	3	Vertical	56	2.41
5700MHz	Pass	AV	5.6988G	101.03	Inf	-Inf	3	Horizontal	57	2.35
5700MHz	Pass	PK	5.6988G	113.56	Inf	-Inf	3	Horizontal	57	2.35
5700MHz	Pass	PK	5.73G	59.54	68.20	-8.66	3	Horizontal	57	2.35
5700MHz	Pass	AV	11.39032G	39.34	54.00	-14.66	3	Vertical	192	1.55
5700MHz	Pass	PK	11.40356G	53.35	74.00	-20.65	3	Vertical	192	1.55
5700MHz	Pass	AV	11.39024G	39.58	54.00	-14.42	3	Horizontal	192	1.55
5700MHz	Pass	PK	11.402G	53.07	74.00	-20.93	3	Horizontal	192	1.55
5720MHz Straddle 5.47-5.725GHz	Pass	AV	5.42G	43.38	54.00	-10.62	3	Vertical	237	2.97
5720MHz Straddle 5.47-5.725GHz	Pass	AV	5.7128G	114.66	Inf	-Inf	3	Vertical	237	2.97
5720MHz Straddle 5.47-5.725GHz	Pass	PK	5.438G	56.67	74.00	-17.33	3	Vertical	237	2.97
5720MHz Straddle 5.47-5.725GHz	Pass	PK	5.468G	55.88	68.20	-12.32	3	Vertical	237	2.97
5720MHz Straddle 5.47-5.725GHz	Pass	PK	5.7128G	126.88	Inf	-Inf	3	Vertical	237	2.97
5720MHz Straddle 5.47-5.725GHz	Pass	PK	5.8724G	58.06	68.20	-10.14	3	Vertical	237	2.97
5720MHz Straddle 5.47-5.725GHz	Pass	AV	5.4332G	42.26	54.00	-11.74	3	Horizontal	58	2.73
5720MHz Straddle 5.47-5.725GHz	Pass	AV	5.7176G	103.82	Inf	-Inf	3	Horizontal	58	2.73
5720MHz Straddle 5.47-5.725GHz	Pass	PK	5.45G	55.43	74.00	-18.57	3	Horizontal	58	2.73
5720MHz Straddle 5.47-5.725GHz	Pass	PK	5.4668G	55.10	68.20	-13.10	3	Horizontal	58	2.73
5720MHz Straddle 5.47-5.725GHz	Pass	PK	5.7188G	116.31	Inf	-Inf	3	Horizontal	58	2.73
5720MHz Straddle 5.47-5.725GHz	Pass	PK	5.9024G	58.02	68.20	-10.18	3	Horizontal	58	2.73
5720MHz Straddle 5.47-5.725GHz	Pass	AV	11.44012G	39.27	54.00	-14.73	3	Vertical	192	1.55
5720MHz Straddle 5.47-5.725GHz	Pass	PK	11.43084G	53.77	74.00	-20.23	3	Vertical	192	1.55
5720MHz Straddle 5.47-5.725GHz	Pass	AV	11.4304G	39.24	54.00	-14.76	3	Horizontal	192	1.55
5720MHz Straddle 5.47-5.725GHz	Pass	PK	11.43468G	53.32	74.00	-20.68	3	Horizontal	192	1.55
5745MHz	Pass	AV	5.4462G	43.27	54.00	-10.73	3	Vertical	237	2.91
5745MHz	Pass	AV	5.7378G	114.66	Inf	-Inf	3	Vertical	237	2.91
5745MHz	Pass	PK	5.6478G	59.86	68.20	-8.34	3	Vertical	237	2.91
5745MHz	Pass	PK	5.739G	126.75	Inf	-Inf	3	Vertical	237	2.91
5745MHz	Pass	PK	5.9898G	57.63	68.20	-10.57	3	Vertical	237	2.91
5745MHz	Pass	AV	5.4462G	43.72	54.00	-10.28	3	Horizontal	26	2.75
5745MHz	Pass	AV	5.7426G	102.97	Inf	-Inf	3	Horizontal	26	2.75
5745MHz	Pass	PK	5.5254G	56.51	68.20	-11.69	3	Horizontal	26	2.75
5745MHz	Pass	PK	5.7426G	115.30	Inf	-Inf	3	Horizontal	26	2.75
5745MHz	Pass	PK	5.9742G	58.12	68.20	-10.08	3	Horizontal	26	2.75
5745MHz	Pass	AV	11.48432G	38.96	54.00	-15.04	3	Vertical	192	1.55
5745MHz	Pass	PK	11.48968G	53.10	74.00	-20.90	3	Vertical	192	1.55
5745MHz	Pass	AV	11.49884G	38.97	54.00	-15.03	3	Horizontal	192	1.55
5745MHz	Pass	PK	11.48668G	52.79	74.00	-21.21	3	Horizontal	192	1.55
5785MHz	Pass	AV	5.791G	112.75	Inf	-Inf	3	Vertical	336	2.58
5785MHz	Pass	PK	5.485G	61.59	68.20	-6.61	3	Vertical	336	2.58
5785MHz	Pass	PK	5.791G	124.50	Inf	-Inf	3	Vertical	336	2.58

Mode	Result	Type	Freq (Hz)	Level (dBuV/m)	Limit (dBuV/m)	Margin (dB)	Dist (m)	Condition	Azimuth (°)	Height (m)
5785MHz	Pass	PK	6.0742G	57.79	68.20	-10.41	3	Vertical	336	2.58
5785MHz	Pass	AV	5.7838G	103.65	Inf	-Inf	3	Horizontal	58	2.92
5785MHz	Pass	PK	5.6374G	56.00	68.20	-12.20	3	Horizontal	58	2.92
5785MHz	Pass	PK	5.7838G	117.36	Inf	-Inf	3	Horizontal	58	2.92
5785MHz	Pass	PK	5.9482G	57.78	68.20	-10.42	3	Horizontal	58	2.92
5785MHz	Pass	AV	11.57476G	38.72	54.00	-15.28	3	Vertical	192	1.55
5785MHz	Pass	PK	11.56148G	52.95	74.00	-21.05	3	Vertical	192	1.55
5785MHz	Pass	AV	11.56344G	38.61	54.00	-15.39	3	Horizontal	192	1.55
5785MHz	Pass	PK	11.56992G	52.25	74.00	-21.75	3	Horizontal	192	1.55
5825MHz	Pass	AV	5.8322G	112.15	Inf	-Inf	3	Vertical	337	2.66
5825MHz	Pass	PK	5.525G	60.65	68.20	-7.55	3	Vertical	337	2.66
5825MHz	Pass	PK	5.831G	124.34	Inf	-Inf	3	Vertical	337	2.66
5825MHz	Pass	PK	5.981G	57.86	68.20	-10.34	3	Vertical	337	2.66
5825MHz	Pass	AV	5.8166G	102.64	Inf	-Inf	3	Horizontal	185	2.73
5825MHz	Pass	PK	5.6294G	56.45	68.20	-11.75	3	Horizontal	185	2.73
5825MHz	Pass	PK	5.8178G	114.20	Inf	-Inf	3	Horizontal	185	2.73
5825MHz	Pass	PK	6.1058G	58.14	68.20	-10.06	3	Horizontal	185	2.73
5825MHz	Pass	AV	11.6434G	38.90	54.00	-15.10	3	Vertical	192	1.55
5825MHz	Pass	PK	11.64208G	53.27	74.00	-20.73	3	Vertical	192	1.55
5825MHz	Pass	AV	11.64204G	38.91	54.00	-15.09	3	Horizontal	192	1.55
5825MHz	Pass	PK	11.6506G	53.16	74.00	-20.84	3	Horizontal	192	1.55
802.11be EHT40_Nss1,(MCS0)_4TX	-	-	-	-	-	-	-	-	-	-
5190MHz	Pass	AV	5.15G	52.70	54.00	-1.30	3	Vertical	88	2.44
5190MHz	Pass	AV	5.1932G	105.51	Inf	-Inf	3	Vertical	88	2.44
5190MHz	Pass	PK	5.15G	66.66	74.00	-7.34	3	Vertical	88	2.44
5190MHz	Pass	PK	5.1936G	117.94	Inf	-Inf	3	Vertical	88	2.44
5190MHz	Pass	AV	5.1496G	44.37	54.00	-9.63	3	Horizontal	52	2.61
5190MHz	Pass	AV	5.2016G	96.62	Inf	-Inf	3	Horizontal	52	2.61
5190MHz	Pass	PK	5.14G	58.85	74.00	-15.15	3	Horizontal	52	2.61
5190MHz	Pass	PK	5.2008G	109.81	Inf	-Inf	3	Horizontal	52	2.61
5190MHz	Pass	PK	10.38528G	52.39	68.20	-15.81	3	Vertical	192	1.55
5190MHz	Pass	PK	10.38432G	52.72	68.20	-15.48	3	Horizontal	192	1.55
5230MHz	Pass	AV	5.15G	50.95	54.00	-3.05	3	Vertical	87	2.55
5230MHz	Pass	AV	5.2132G	107.09	Inf	-Inf	3	Vertical	87	2.55
5230MHz	Pass	PK	5.15G	66.75	74.00	-7.25	3	Vertical	87	2.55
5230MHz	Pass	PK	5.212G	119.31	Inf	-Inf	3	Vertical	87	2.55
5230MHz	Pass	AV	5.1468G	45.72	54.00	-8.28	3	Horizontal	54	2.58
5230MHz	Pass	AV	5.222G	98.07	Inf	-Inf	3	Horizontal	54	2.58
5230MHz	Pass	PK	5.146G	63.32	74.00	-10.68	3	Horizontal	54	2.58
5230MHz	Pass	PK	5.2232G	110.82	Inf	-Inf	3	Horizontal	54	2.58
5230MHz	Pass	PK	10.45744G	51.78	68.20	-16.42	3	Vertical	192	1.55
5230MHz	Pass	PK	10.45436G	51.75	68.20	-16.45	3	Horizontal	192	1.55
5270MHz	Pass	AV	5.2532G	106.69	Inf	-Inf	3	Vertical	85	2.58
5270MHz	Pass	AV	5.3532G	52.39	54.00	-1.61	3	Vertical	85	2.58
5270MHz	Pass	PK	5.2536G	120.20	Inf	-Inf	3	Vertical	85	2.58
5270MHz	Pass	PK	5.3524G	70.50	74.00	-3.50	3	Vertical	85	2.58
5270MHz	Pass	AV	5.2624G	97.60	Inf	-Inf	3	Horizontal	55	2.70
5270MHz	Pass	AV	5.3516G	45.55	54.00	-8.45	3	Horizontal	55	2.70
5270MHz	Pass	PK	5.2632G	111.09	Inf	-Inf	3	Horizontal	55	2.70
5270MHz	Pass	PK	5.3512G	62.89	74.00	-11.11	3	Horizontal	55	2.70
5270MHz	Pass	PK	10.53132G	52.32	68.20	-15.88	3	Vertical	192	1.55
5270MHz	Pass	PK	10.54776G	52.15	68.20	-16.05	3	Horizontal	192	1.55
5310MHz	Pass	AV	5.3136G	104.74	Inf	-Inf	3	Vertical	86	2.50
5310MHz	Pass	AV	5.354G	51.24	54.00	-2.76	3	Vertical	86	2.50
5310MHz	Pass	PK	5.3144G	118.00	Inf	-Inf	3	Vertical	86	2.50
5310MHz	Pass	PK	5.3532G	67.16	74.00	-6.84	3	Vertical	86	2.50
5310MHz	Pass	AV	5.3196G	94.32	Inf	-Inf	3	Horizontal	140	1.00
5310MHz	Pass	AV	5.3584G	43.75	54.00	-10.25	3	Horizontal	140	1.00
5310MHz	Pass	PK	5.3176G	106.60	Inf	-Inf	3	Horizontal	140	1.00
5310MHz	Pass	PK	5.358G	57.46	74.00	-16.54	3	Horizontal	140	1.00
5310MHz	Pass	AV	10.63936G	38.69	54.00	-15.31	3	Vertical	192	1.55
5310MHz	Pass	PK	10.61376G	51.56	74.00	-22.44	3	Vertical	192	1.55

Mode	Result	Type	Freq (Hz)	Level (dBuV/m)	Limit (dBuV/m)	Margin (dB)	Dist (m)	Condition	Azimuth (°)	Height (m)
5310MHz	Pass	AV	10.63048G	38.67	54.00	-15.33	3	Horizontal	192	1.55
5310MHz	Pass	PK	10.63128G	52.12	74.00	-21.88	3	Horizontal	192	1.55
5510MHz	Pass	AV	5.458G	47.43	54.00	-6.57	3	Vertical	245	2.25
5510MHz	Pass	AV	5.518G	105.41	Inf	-Inf	3	Vertical	245	2.25
5510MHz	Pass	PK	5.4576G	64.89	74.00	-9.11	3	Vertical	245	2.25
5510MHz	Pass	PK	5.47G	62.69	68.20	-5.51	3	Vertical	245	2.25
5510MHz	Pass	PK	5.5188G	117.95	Inf	-Inf	3	Vertical	245	2.25
5510MHz	Pass	AV	5.4492G	43.20	54.00	-10.80	3	Horizontal	144	2.38
5510MHz	Pass	AV	5.5092G	96.37	Inf	-Inf	3	Horizontal	144	2.38
5510MHz	Pass	PK	5.4492G	57.90	74.00	-16.10	3	Horizontal	144	2.38
5510MHz	Pass	PK	5.4644G	59.40	68.20	-8.80	3	Horizontal	144	2.38
5510MHz	Pass	PK	5.5092G	109.10	Inf	-Inf	3	Horizontal	144	2.38
5510MHz	Pass	AV	11.02368G	38.74	54.00	-15.26	3	Vertical	192	1.55
5510MHz	Pass	PK	11.03248G	51.36	74.00	-22.64	3	Vertical	192	1.55
5510MHz	Pass	AV	11.00872G	38.82	54.00	-15.18	3	Horizontal	192	1.55
5510MHz	Pass	PK	11.00384G	51.93	74.00	-22.07	3	Horizontal	192	1.55
5550MHz	Pass	AV	5.4584G	44.92	54.00	-9.08	3	Vertical	119	2.37
5550MHz	Pass	AV	5.5548G	106.37	Inf	-Inf	3	Vertical	119	2.37
5550MHz	Pass	PK	5.458G	58.04	74.00	-15.96	3	Vertical	119	2.37
5550MHz	Pass	PK	5.4688G	59.21	68.20	-8.99	3	Vertical	119	2.37
5550MHz	Pass	PK	5.5344G	119.14	Inf	-Inf	3	Vertical	119	2.37
5550MHz	Pass	AV	5.4524G	43.03	54.00	-10.97	3	Horizontal	144	2.87
5550MHz	Pass	AV	5.5492G	99.28	Inf	-Inf	3	Horizontal	144	2.87
5550MHz	Pass	PK	5.452G	57.94	74.00	-16.06	3	Horizontal	144	2.87
5550MHz	Pass	PK	5.4692G	57.46	68.20	-10.74	3	Horizontal	144	2.87
5550MHz	Pass	PK	5.5492G	111.94	Inf	-Inf	3	Horizontal	144	2.87
5550MHz	Pass	AV	11.08848G	38.52	54.00	-15.48	3	Vertical	192	1.55
5550MHz	Pass	PK	11.112G	51.42	74.00	-22.58	3	Vertical	192	1.55
5550MHz	Pass	AV	11.11904G	38.61	54.00	-15.39	3	Horizontal	192	1.55
5550MHz	Pass	PK	11.1108G	51.26	74.00	-22.74	3	Horizontal	192	1.55
5670MHz	Pass	AV	5.6844G	108.82	Inf	-Inf	3	Vertical	57	2.59
5670MHz	Pass	PK	5.6646G	121.45	Inf	-Inf	3	Vertical	57	2.59
5670MHz	Pass	PK	5.7252G	67.93	68.20	-0.27	3	Vertical	57	2.59
5670MHz	Pass	AV	5.6742G	98.74	Inf	-Inf	3	Horizontal	43	3.00
5670MHz	Pass	PK	5.6742G	111.73	Inf	-Inf	3	Horizontal	43	3.00
5670MHz	Pass	PK	5.7552G	59.11	68.20	-9.09	3	Horizontal	43	3.00
5670MHz	Pass	AV	11.35648G	39.50	54.00	-14.50	3	Vertical	192	1.55
5670MHz	Pass	PK	11.33768G	52.86	74.00	-21.14	3	Vertical	192	1.55
5670MHz	Pass	AV	11.35904G	39.49	54.00	-14.51	3	Horizontal	192	1.55
5670MHz	Pass	PK	11.35672G	52.80	74.00	-21.20	3	Horizontal	192	1.55
5710MHz Straddle 5.47-5.725GHz	Pass	AV	5.4196G	44.60	54.00	-9.40	3	Vertical	238	2.90
5710MHz Straddle 5.47-5.725GHz	Pass	AV	5.7232G	111.50	Inf	-Inf	3	Vertical	238	2.90
5710MHz Straddle 5.47-5.725GHz	Pass	PK	5.4544G	58.30	74.00	-15.70	3	Vertical	238	2.90
5710MHz Straddle 5.47-5.725GHz	Pass	PK	5.464G	57.00	68.20	-11.20	3	Vertical	238	2.90
5710MHz Straddle 5.47-5.725GHz	Pass	PK	5.7232G	123.75	Inf	-Inf	3	Vertical	238	2.90
5710MHz Straddle 5.47-5.725GHz	Pass	PK	5.8552G	62.82	68.20	-5.38	3	Vertical	238	2.90
5710MHz Straddle 5.47-5.725GHz	Pass	AV	5.4172G	42.59	54.00	-11.41	3	Horizontal	56	2.74
5710MHz Straddle 5.47-5.725GHz	Pass	AV	5.728G	101.07	Inf	-Inf	3	Horizontal	56	2.74
5710MHz Straddle 5.47-5.725GHz	Pass	PK	5.44G	56.14	74.00	-17.86	3	Horizontal	56	2.74
5710MHz Straddle 5.47-5.725GHz	Pass	PK	5.4652G	54.87	68.20	-13.33	3	Horizontal	56	2.74
5710MHz Straddle 5.47-5.725GHz	Pass	PK	5.728G	112.37	Inf	-Inf	3	Horizontal	56	2.74
5710MHz Straddle 5.47-5.725GHz	Pass	PK	5.9596G	57.96	68.20	-10.24	3	Horizontal	56	2.74
5710MHz Straddle 5.47-5.725GHz	Pass	AV	11.4028G	39.44	54.00	-14.56	3	Vertical	192	1.55
5710MHz Straddle 5.47-5.725GHz	Pass	PK	11.4008G	52.49	74.00	-21.51	3	Vertical	192	1.55
5710MHz Straddle 5.47-5.725GHz	Pass	AV	11.40576G	39.37	54.00	-14.63	3	Horizontal	192	1.55
5710MHz Straddle 5.47-5.725GHz	Pass	PK	11.4084G	52.52	74.00	-21.48	3	Horizontal	192	1.55
5755MHz	Pass	AV	5.455G	45.10	54.00	-8.90	3	Vertical	300	2.91
5755MHz	Pass	AV	5.7586G	109.09	Inf	-Inf	3	Vertical	300	2.91
5755MHz	Pass	PK	5.6494G	62.31	68.20	-5.89	3	Vertical	300	2.91
5755MHz	Pass	PK	5.7574G	120.68	Inf	-Inf	3	Vertical	300	2.91
5755MHz	Pass	PK	5.9698G	58.24	68.20	-9.96	3	Vertical	300	2.91
5755MHz	Pass	AV	5.4598G	42.45	54.00	-11.55	3	Horizontal	57	2.66

Mode	Result	Type	Freq (Hz)	Level (dBuV/m)	Limit (dBuV/m)	Margin (dB)	Dist (m)	Condition	Azimuth (°)	Height (m)
5755MHz	Pass	AV	5.7538G	99.27	Inf	-Inf	3	Horizontal	57	2.66
5755MHz	Pass	PK	5.6458G	56.76	68.20	-11.44	3	Horizontal	57	2.66
5755MHz	Pass	PK	5.7538G	110.50	Inf	-Inf	3	Horizontal	57	2.66
5755MHz	Pass	PK	6.0502G	58.25	68.20	-9.95	3	Horizontal	57	2.66
5755MHz	Pass	AV	11.49888G	38.88	54.00	-15.12	3	Vertical	192	1.55
5755MHz	Pass	PK	11.49976G	51.71	74.00	-22.29	3	Vertical	192	1.55
5755MHz	Pass	AV	11.49232G	38.82	54.00	-15.18	3	Horizontal	192	1.55
5755MHz	Pass	PK	11.51568G	51.81	74.00	-22.19	3	Horizontal	192	1.55
5795MHz	Pass	AV	5.7818G	110.19	Inf	-Inf	3	Vertical	335	2.62
5795MHz	Pass	PK	5.6402G	64.04	68.20	-4.16	3	Vertical	335	2.62
5795MHz	Pass	PK	5.7806G	122.57	Inf	-Inf	3	Vertical	335	2.62
5795MHz	Pass	PK	6.0842G	58.11	68.20	-10.09	3	Vertical	335	2.62
5795MHz	Pass	AV	5.7986G	101.00	Inf	-Inf	3	Horizontal	69	2.77
5795MHz	Pass	PK	5.645G	62.41	68.20	-5.79	3	Horizontal	69	2.77
5795MHz	Pass	PK	5.7998G	113.52	Inf	-Inf	3	Horizontal	69	2.77
5795MHz	Pass	PK	6.035G	58.31	68.20	-9.89	3	Horizontal	69	2.77
5795MHz	Pass	AV	11.5956G	38.71	54.00	-15.29	3	Vertical	192	1.55
5795MHz	Pass	PK	11.59616G	52.25	74.00	-21.75	3	Vertical	192	1.55
5795MHz	Pass	AV	11.58008G	38.58	54.00	-15.42	3	Horizontal	192	1.55
5795MHz	Pass	PK	11.58408G	51.92	74.00	-22.08	3	Horizontal	192	1.55
802.11be EHT80_Nss1,(MCS0)_4TX	-	-	-	-	-	-	-	-	-	-
5210MHz	Pass	AV	5.133G	53.54	54.00	-0.46	3	Vertical	84	2.55
5210MHz	Pass	AV	5.213G	102.02	Inf	-Inf	3	Vertical	84	2.55
5210MHz	Pass	AV	5.354G	46.62	54.00	-7.38	3	Vertical	84	2.55
5210MHz	Pass	PK	5.142G	66.27	74.00	-7.73	3	Vertical	84	2.55
5210MHz	Pass	PK	5.213G	114.62	Inf	-Inf	3	Vertical	84	2.55
5210MHz	Pass	PK	5.354G	59.97	74.00	-14.03	3	Vertical	84	2.55
5210MHz	Pass	AV	5.142G	47.06	54.00	-6.94	3	Horizontal	53	2.62
5210MHz	Pass	AV	5.202G	93.77	Inf	-Inf	3	Horizontal	53	2.62
5210MHz	Pass	AV	5.353G	43.23	54.00	-10.77	3	Horizontal	53	2.62
5210MHz	Pass	PK	5.141G	59.88	74.00	-14.12	3	Horizontal	53	2.62
5210MHz	Pass	PK	5.201G	106.24	Inf	-Inf	3	Horizontal	53	2.62
5210MHz	Pass	PK	5.443G	56.35	74.00	-17.65	3	Horizontal	53	2.62
5210MHz	Pass	PK	10.42672G	51.75	68.20	-16.45	3	Vertical	192	1.55
5210MHz	Pass	PK	10.44816G	52.04	68.20	-16.16	3	Horizontal	192	1.55
5290MHz	Pass	AV	5.141G	46.54	54.00	-7.46	3	Vertical	83	2.30
5290MHz	Pass	AV	5.253G	101.66	Inf	-Inf	3	Vertical	83	2.30
5290MHz	Pass	AV	5.353G	53.18	54.00	-0.82	3	Vertical	83	2.30
5290MHz	Pass	PK	5.141G	58.91	74.00	-15.09	3	Vertical	83	2.30
5290MHz	Pass	PK	5.272G	114.14	Inf	-Inf	3	Vertical	83	2.30
5290MHz	Pass	PK	5.352G	66.54	74.00	-7.46	3	Vertical	83	2.30
5290MHz	Pass	PK	5.519G	58.15	68.20	-10.05	3	Vertical	83	2.30
5290MHz	Pass	AV	5.147G	42.87	54.00	-11.13	3	Horizontal	54	1.00
5290MHz	Pass	AV	5.283G	87.23	Inf	-Inf	3	Horizontal	54	1.00
5290MHz	Pass	AV	5.352G	43.28	54.00	-10.72	3	Horizontal	54	1.00
5290MHz	Pass	PK	5.147G	55.60	74.00	-18.40	3	Horizontal	54	1.00
5290MHz	Pass	PK	5.264G	100.69	Inf	-Inf	3	Horizontal	54	1.00
5290MHz	Pass	PK	5.353G	56.24	74.00	-17.76	3	Horizontal	54	1.00
5290MHz	Pass	PK	5.538G	56.16	68.20	-12.04	3	Horizontal	54	1.00
5290MHz	Pass	PK	10.59568G	52.51	68.20	-15.69	3	Vertical	192	1.55
5290MHz	Pass	PK	10.58192G	52.32	68.20	-15.88	3	Horizontal	192	1.55
5530MHz	Pass	AV	5.35G	43.64	54.00	-10.36	3	Vertical	55	2.56
5530MHz	Pass	AV	5.446G	53.34	54.00	-0.66	3	Vertical	55	2.56
5530MHz	Pass	AV	5.564G	103.61	Inf	-Inf	3	Vertical	55	2.56
5530MHz	Pass	PK	5.337G	57.42	68.20	-10.78	3	Vertical	55	2.56
5530MHz	Pass	PK	5.447G	65.51	74.00	-8.49	3	Vertical	55	2.56
5530MHz	Pass	PK	5.465G	67.31	68.20	-0.89	3	Vertical	55	2.56
5530MHz	Pass	PK	5.524G	116.16	Inf	-Inf	3	Vertical	55	2.56
5530MHz	Pass	PK	5.751G	60.04	68.20	-8.16	3	Vertical	55	2.56
5530MHz	Pass	AV	5.35G	42.11	54.00	-11.89	3	Horizontal	141	2.45
5530MHz	Pass	AV	5.456G	48.25	54.00	-5.75	3	Horizontal	141	2.45
5530MHz	Pass	AV	5.509G	95.77	Inf	-Inf	3	Horizontal	141	2.45

Mode	Result	Type	Freq (Hz)	Level (dBuV/m)	Limit (dBuV/m)	Margin (dB)	Dist (m)	Condition	Azimuth (°)	Height (m)
5530MHz	Pass	PK	5.33G	55.43	68.20	-12.77	3	Horizontal	141	2.45
5530MHz	Pass	PK	5.456G	62.90	74.00	-11.10	3	Horizontal	141	2.45
5530MHz	Pass	PK	5.461G	61.19	68.20	-7.01	3	Horizontal	141	2.45
5530MHz	Pass	PK	5.509G	107.30	Inf	-Inf	3	Horizontal	141	2.45
5530MHz	Pass	PK	5.761G	57.09	68.20	-11.11	3	Horizontal	141	2.45
5530MHz	Pass	AV	11.02224G	38.67	54.00	-15.33	3	Vertical	192	1.55
5530MHz	Pass	PK	11.08944G	51.31	74.00	-22.69	3	Vertical	192	1.55
5530MHz	Pass	AV	11.024G	38.64	54.00	-15.36	3	Horizontal	192	1.55
5530MHz	Pass	PK	11.04736G	51.88	74.00	-22.12	3	Horizontal	192	1.55
5610MHz	Pass	AV	5.451G	45.66	54.00	-8.34	3	Vertical	54	2.39
5610MHz	Pass	AV	5.584G	103.73	Inf	-Inf	3	Vertical	54	2.39
5610MHz	Pass	PK	5.452G	58.25	74.00	-15.75	3	Vertical	54	2.39
5610MHz	Pass	PK	5.464G	61.80	68.20	-6.40	3	Vertical	54	2.39
5610MHz	Pass	PK	5.624G	116.02	Inf	-Inf	3	Vertical	54	2.39
5610MHz	Pass	PK	5.726G	67.00	68.20	-1.20	3	Vertical	54	2.39
5610MHz	Pass	AV	5.459G	42.69	54.00	-11.31	3	Horizontal	157	2.79
5610MHz	Pass	AV	5.646G	96.49	Inf	-Inf	3	Horizontal	157	2.79
5610MHz	Pass	PK	5.373G	55.69	74.00	-18.31	3	Horizontal	157	2.79
5610MHz	Pass	PK	5.465G	55.01	68.20	-13.19	3	Horizontal	157	2.79
5610MHz	Pass	PK	5.627G	108.76	Inf	-Inf	3	Horizontal	157	2.79
5610MHz	Pass	PK	5.727G	59.57	68.20	-8.63	3	Horizontal	157	2.79
5610MHz	Pass	AV	11.18384G	39.28	54.00	-14.72	3	Vertical	192	1.55
5610MHz	Pass	PK	11.2344G	52.51	74.00	-21.49	3	Vertical	192	1.55
5610MHz	Pass	AV	11.23184G	39.17	54.00	-14.83	3	Horizontal	192	1.55
5610MHz	Pass	PK	11.22992G	52.25	74.00	-21.75	3	Horizontal	192	1.55
5690MHz Straddle 5.47-5.725GHz	Pass	AV	5.453G	48.07	54.00	-5.93	3	Vertical	52	2.65
5690MHz Straddle 5.47-5.725GHz	Pass	AV	5.685G	106.84	Inf	-Inf	3	Vertical	52	2.65
5690MHz Straddle 5.47-5.725GHz	Pass	PK	5.452G	60.47	74.00	-13.53	3	Vertical	52	2.65
5690MHz Straddle 5.47-5.725GHz	Pass	PK	5.47G	61.10	68.20	-7.10	3	Vertical	52	2.65
5690MHz Straddle 5.47-5.725GHz	Pass	PK	5.684G	119.56	Inf	-Inf	3	Vertical	52	2.65
5690MHz Straddle 5.47-5.725GHz	Pass	PK	5.857G	65.14	68.20	-3.06	3	Vertical	52	2.65
5690MHz Straddle 5.47-5.725GHz	Pass	AV	5.446G	43.01	54.00	-10.99	3	Horizontal	53	2.26
5690MHz Straddle 5.47-5.725GHz	Pass	AV	5.709G	97.03	Inf	-Inf	3	Horizontal	53	2.26
5690MHz Straddle 5.47-5.725GHz	Pass	PK	5.445G	56.22	74.00	-17.78	3	Horizontal	53	2.26
5690MHz Straddle 5.47-5.725GHz	Pass	PK	5.468G	55.69	68.20	-12.51	3	Horizontal	53	2.26
5690MHz Straddle 5.47-5.725GHz	Pass	PK	5.728G	109.46	Inf	-Inf	3	Horizontal	53	2.26
5690MHz Straddle 5.47-5.725GHz	Pass	PK	5.854G	61.70	68.20	-6.50	3	Horizontal	53	2.26
5690MHz Straddle 5.47-5.725GHz	Pass	AV	11.37376G	39.47	54.00	-14.53	3	Vertical	192	1.55
5690MHz Straddle 5.47-5.725GHz	Pass	PK	11.37968G	52.99	74.00	-21.01	3	Vertical	192	1.55
5690MHz Straddle 5.47-5.725GHz	Pass	AV	11.3752G	39.51	54.00	-14.49	3	Horizontal	192	1.55
5690MHz Straddle 5.47-5.725GHz	Pass	PK	11.34064G	52.86	74.00	-21.14	3	Horizontal	192	1.55
5775MHz	Pass	AV	5.7798G	105.43	Inf	-Inf	3	Vertical	297	2.87
5775MHz	Pass	PK	5.6394G	65.61	68.20	-2.59	3	Vertical	297	2.87
5775MHz	Pass	PK	5.7798G	116.81	Inf	-Inf	3	Vertical	297	2.87
5775MHz	Pass	PK	6.027G	58.02	68.20	-10.18	3	Vertical	297	2.87
5775MHz	Pass	AV	5.7738G	96.57	Inf	-Inf	3	Horizontal	54	2.51
5775MHz	Pass	PK	5.6502G	58.08	68.35	-10.27	3	Horizontal	54	2.51
5775MHz	Pass	PK	5.7738G	108.67	Inf	-Inf	3	Horizontal	54	2.51
5775MHz	Pass	PK	6.0474G	57.96	68.20	-10.24	3	Horizontal	54	2.51
5775MHz	Pass	AV	11.51784G	38.66	54.00	-15.34	3	Vertical	192	1.55
5775MHz	Pass	PK	11.58328G	51.62	74.00	-22.38	3	Vertical	192	1.55
5775MHz	Pass	AV	11.5204G	38.75	54.00	-15.25	3	Horizontal	192	1.55
5775MHz	Pass	PK	11.57192G	52.06	74.00	-21.94	3	Horizontal	192	1.55
802.11be EHT160_Nss1,(MCS0)_4TX	-	-	-	-	-	-	-	-	-	-
5250MHz Straddle 5.25-5.35GHz	Pass	AV	5.1336G	52.72	54.00	-1.28	3	Vertical	81	2.81
5250MHz Straddle 5.25-5.35GHz	Pass	AV	5.2128G	97.89	Inf	-Inf	3	Vertical	81	2.81
5250MHz Straddle 5.25-5.35GHz	Pass	AV	5.3532G	51.85	54.00	-2.15	3	Vertical	81	2.81
5250MHz Straddle 5.25-5.35GHz	Pass	PK	5.1132G	68.69	74.00	-5.31	3	Vertical	81	2.81
5250MHz Straddle 5.25-5.35GHz	Pass	PK	5.1924G	110.87	Inf	-Inf	3	Vertical	81	2.81
5250MHz Straddle 5.25-5.35GHz	Pass	PK	5.3532G	65.59	74.00	-8.41	3	Vertical	81	2.81
5250MHz Straddle 5.25-5.35GHz	Pass	PK	5.472G	61.89	68.20	-6.31	3	Vertical	81	2.81
5250MHz Straddle 5.25-5.35GHz	Pass	AV	5.142G	45.38	54.00	-8.62	3	Horizontal	49	2.37

Mode	Result	Type	Freq (Hz)	Level (dBuV/m)	Limit (dBuV/m)	Margin (dB)	Dist (m)	Condition	Azimuth (°)	Height (m)
5250MHz Straddle 5.25-5.35GHz	Pass	AV	5.2224G	89.81	Inf	-Inf	3	Horizontal	49	2.37
5250MHz Straddle 5.25-5.35GHz	Pass	AV	5.3724G	44.00	54.00	-10.00	3	Horizontal	49	2.37
5250MHz Straddle 5.25-5.35GHz	Pass	PK	5.1324G	57.86	74.00	-16.14	3	Horizontal	49	2.37
5250MHz Straddle 5.25-5.35GHz	Pass	PK	5.2224G	101.85	Inf	-Inf	3	Horizontal	49	2.37
5250MHz Straddle 5.25-5.35GHz	Pass	PK	5.3964G	57.28	74.00	-16.72	3	Horizontal	49	2.37
5250MHz Straddle 5.25-5.35GHz	Pass	PK	5.5392G	56.01	68.20	-12.19	3	Horizontal	49	2.37
5250MHz Straddle 5.25-5.35GHz	Pass	PK	10.46256G	53.16	68.20	-15.04	3	Vertical	192	1.55
5250MHz Straddle 5.25-5.35GHz	Pass	PK	10.45232G	52.05	68.20	-16.15	3	Horizontal	192	1.55
5570MHz	Pass	AV	5.4428G	51.19	54.00	-2.81	3	Vertical	54	2.42
5570MHz	Pass	AV	5.6444G	99.26	Inf	-Inf	3	Vertical	54	2.42
5570MHz	Pass	PK	5.3192G	58.39	68.20	-9.81	3	Vertical	54	2.42
5570MHz	Pass	PK	5.4236G	64.99	74.00	-9.01	3	Vertical	54	2.42
5570MHz	Pass	PK	5.4632G	64.24	68.20	-3.96	3	Vertical	54	2.42
5570MHz	Pass	PK	5.564G	111.63	Inf	-Inf	3	Vertical	54	2.42
5570MHz	Pass	PK	5.7452G	66.37	68.20	-1.83	3	Vertical	54	2.42
5570MHz	Pass	AV	5.4476G	47.47	54.00	-6.53	3	Horizontal	142	2.57
5570MHz	Pass	AV	5.5088G	91.43	Inf	-Inf	3	Horizontal	142	2.57
5570MHz	Pass	PK	5.348G	56.26	68.20	-11.94	3	Horizontal	142	2.57
5570MHz	Pass	PK	5.4488G	59.81	74.00	-14.19	3	Horizontal	142	2.57
5570MHz	Pass	PK	5.468G	60.31	68.20	-7.89	3	Horizontal	142	2.57
5570MHz	Pass	PK	5.5676G	103.40	Inf	-Inf	3	Horizontal	142	2.57
5570MHz	Pass	PK	5.7548G	59.09	68.20	-9.11	3	Horizontal	142	2.57
5570MHz	Pass	AV	11.18192G	39.06	54.00	-14.94	3	Vertical	192	1.55
5570MHz	Pass	PK	11.14096G	52.52	74.00	-21.48	3	Vertical	192	1.55
5570MHz	Pass	AV	11.17008G	39.00	54.00	-15.00	3	Horizontal	192	1.55
5570MHz	Pass	PK	11.1896G	51.83	74.00	-22.17	3	Horizontal	192	1.55

5.15-5.25GHz_802.11a_Nss1,(6Mbps)_4TX

5180MHz_TX

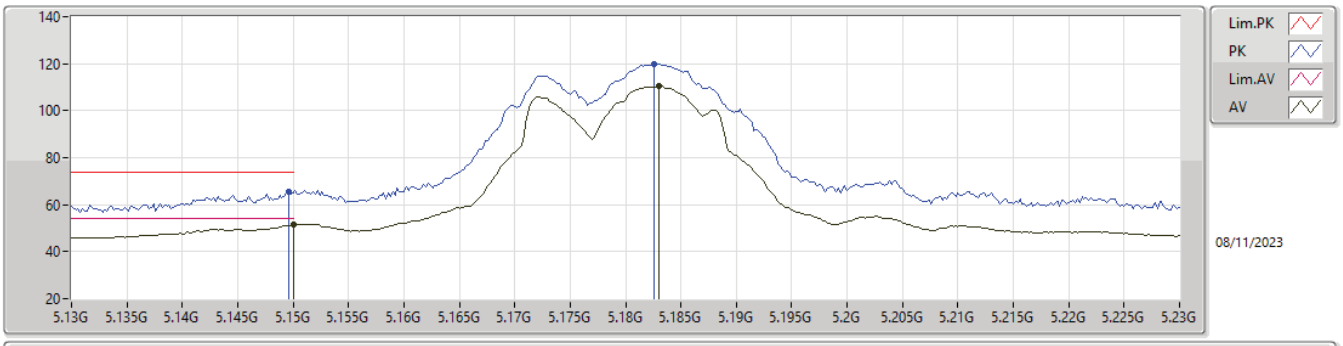

Type	Freq	Level	Limit	Margin	Factor	Dist	Condition	Azimuth	Height	Raw	AF	CL	PA
	(Hz)	(dBuV/m)	(dBuV/m)	(dB)	(dB)	(m)		(°)	(m)	(dBuV)	(dB)	(dB)	(dB)
AV	5.15G	51.40	54.00	-2.60	1.62	3	Vertical	89	2.49	49.78	33.40	5.46	37.24
AV	5.183G	110.30	Inf	-Inf	1.56	3	Vertical	89	2.49	108.74	33.33	5.48	37.25
PK	5.1496G	65.35	74.00	-8.65	1.62	3	Vertical	89	2.49	63.73	33.40	5.46	37.24
PK	5.1826G	119.99	Inf	-Inf	1.56	3	Vertical	89	2.49	118.43	33.33	5.48	37.25

5.15-5.25GHz_802.11a_Nss1,(6Mbps)_4TX

5180MHz_TX

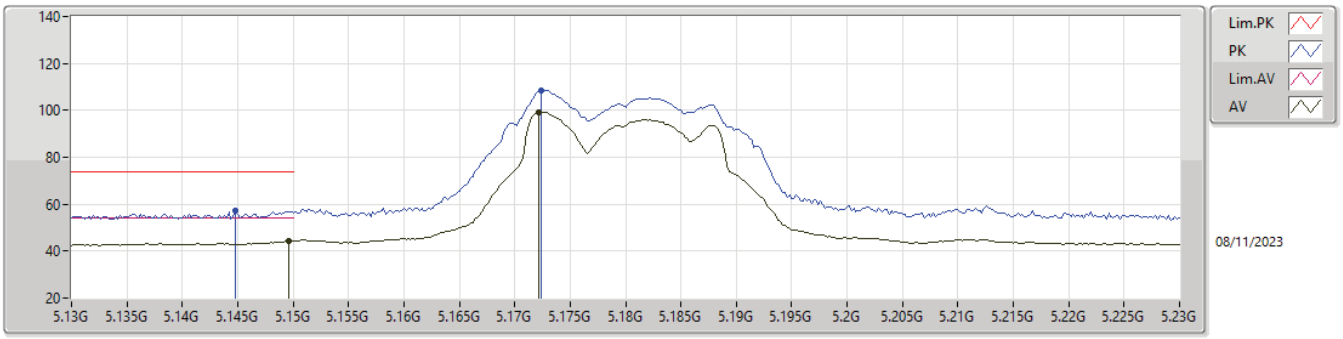

Type	Freq	Level	Limit	Margin	Factor	Dist	Condition	Azimuth	Height	Raw	AF	CL	PA
	(Hz)	(dBuV/m)	(dBuV/m)	(dB)	(dB)	(m)		(°)	(m)	(dBuV)	(dB)	(dB)	(dB)
AV	5.1496G	44.36	54.00	-9.64	1.62	3	Horizontal	52	2.44	42.74	33.40	5.46	37.24
AV	5.1722G	99.07	Inf	-Inf	1.58	3	Horizontal	52	2.44	97.49	33.36	5.47	37.25
PK	5.1448G	57.36	74.00	-16.64	1.62	3	Horizontal	52	2.44	55.74	33.40	5.46	37.24
PK	5.1724G	108.59	Inf	-Inf	1.58	3	Horizontal	52	2.44	107.01	33.36	5.47	37.25

5.15-5.25GHz_802.11a_Nss1,(6Mbps)_4TX

5180MHz_TX

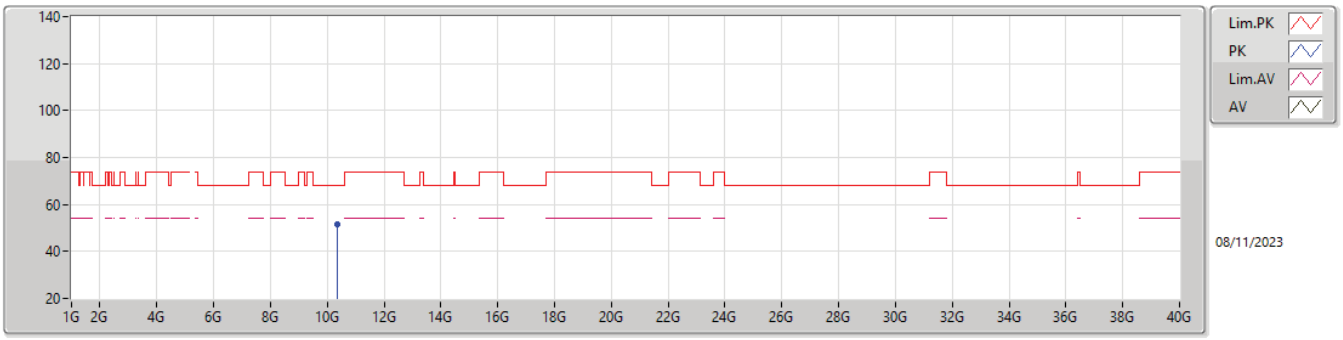

Type	Freq	Level	Limit	Margin	Factor	Dist	Condition	Azimuth	Height	Raw	AF	CL	PA
	(Hz)	(dBuV/m)	(dBuV/m)	(dB)	(dB)	(m)		(°)	(m)	(dBuV)	(dB)	(dB)	(dB)
PK	10.35886G	51.70	68.20	-16.50	9.53	3	Vertical	39	2.15	42.17	39.02	8.04	37.53

5.15-5.25GHz_802.11a_Nss1,(6Mbps)_4TX

5180MHz_TX

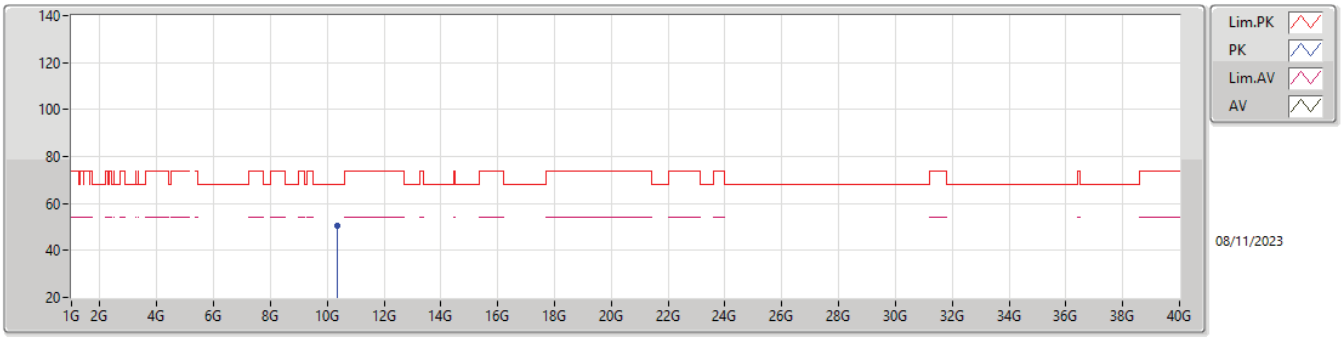

Type	Freq	Level	Limit	Margin	Factor	Dist	Condition	Azimuth	Height	Raw	AF	CL	PA
	(Hz)	(dBuV/m)	(dBuV/m)	(dB)	(dB)	(m)		(°)	(m)	(dBuV)	(dB)	(dB)	(dB)
PK	10.348G	50.47	68.20	-17.73	9.49	3	Horizontal	226	1.50	40.98	39.00	8.03	37.54

5.15-5.25GHz_802.11a_Nss1,(6Mbps)_4TX

5200MHz_TX

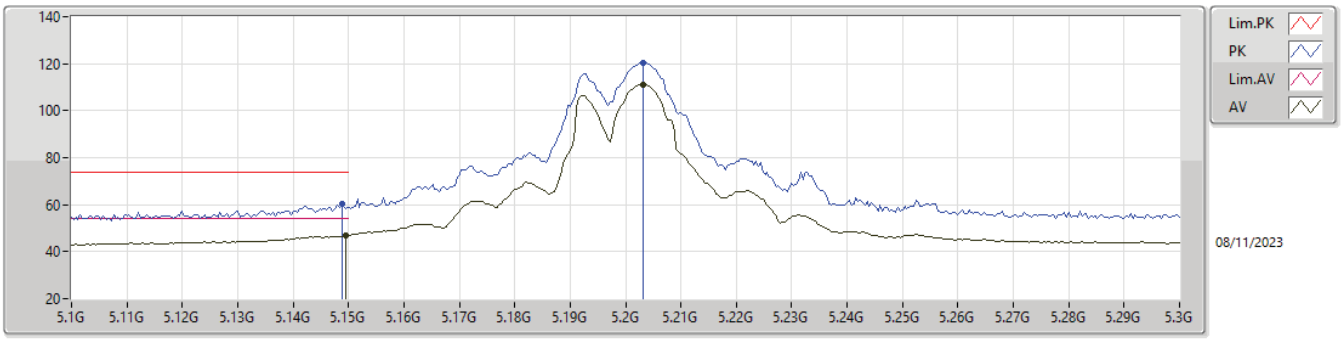

Type	Freq	Level	Limit	Margin	Factor	Dist	Condition	Azimuth	Height	Raw	AF	CL	PA
	(Hz)	(dBuV/m)	(dBuV/m)	(dB)	(dB)	(m)		(°)	(m)	(dBuV)	(dB)	(dB)	(dB)
AV	5.1496G	47.01	54.00	-6.99	1.62	3	Vertical	87	2.46	45.39	33.40	5.46	37.24
AV	5.2032G	111.18	Inf	-Inf	1.52	3	Vertical	87	2.46	109.66	33.29	5.49	37.26
PK	5.1488G	60.26	74.00	-13.74	1.62	3	Vertical	87	2.46	58.64	33.40	5.46	37.24
PK	5.2032G	120.52	Inf	-Inf	1.52	3	Vertical	87	2.46	119.00	33.29	5.49	37.26

5.15-5.25GHz_802.11a_Nss1,(6Mbps)_4TX

5200MHz_TX

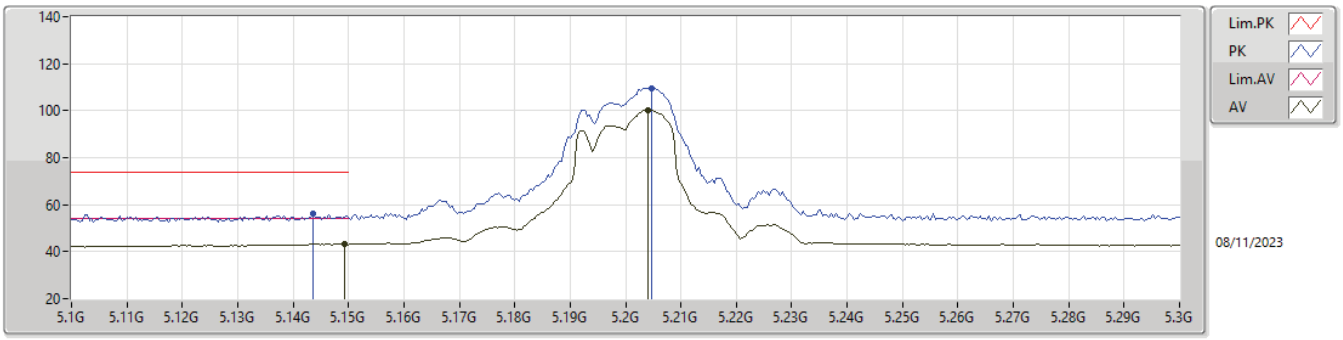

Type	Freq	Level	Limit	Margin	Factor	Dist	Condition	Azimuth	Height	Raw	AF	CL	PA
	(Hz)	(dBuV/m)	(dBuV/m)	(dB)	(dB)	(m)		(°)	(m)	(dBuV)	(dB)	(dB)	(dB)
AV	5.1492G	43.49	54.00	-10.51	1.62	3	Horizontal	354	2.70	41.87	33.40	5.46	37.24
AV	5.204G	100.10	Inf	-Inf	1.51	3	Horizontal	354	2.70	98.59	33.28	5.49	37.26
PK	5.1436G	55.97	74.00	-18.03	1.62	3	Horizontal	354	2.70	54.35	33.40	5.46	37.24
PK	5.2048G	109.72	Inf	-Inf	1.51	3	Horizontal	354	2.70	108.21	33.28	5.49	37.26

5.15-5.25GHz_802.11a_Nss1,(6Mbps)_4TX

5200MHz_TX

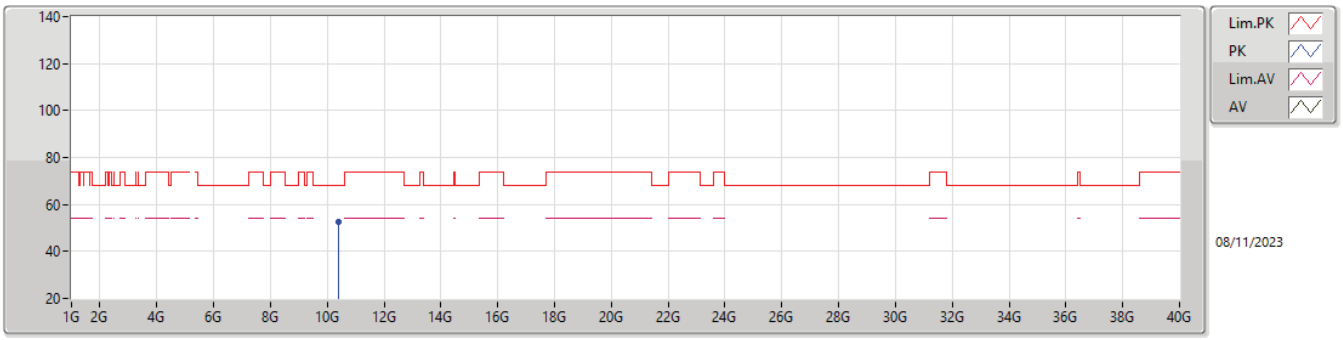

Type	Freq	Level	Limit	Margin	Factor	Dist	Condition	Azimuth	Height	Raw	AF	CL	PA
	(Hz)	(dBuV/m)	(dBuV/m)	(dB)	(dB)	(m)		(°)	(m)	(dBuV)	(dB)	(dB)	(dB)
PK	10.38816G	52.47	68.20	-15.73	9.60	3	Vertical	175	3.00	42.87	39.08	8.05	37.53

5.15-5.25GHz_802.11a_Nss1,(6Mbps)_4TX

5200MHz_TX

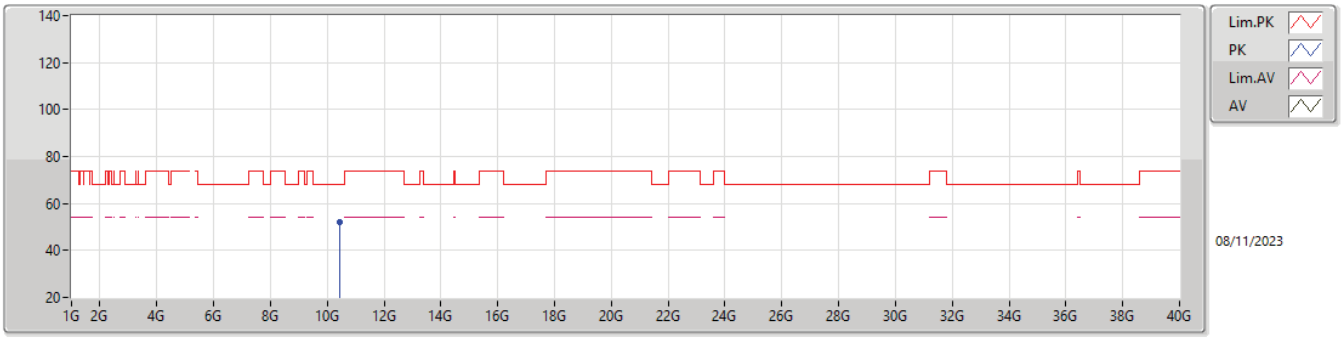

Type	Freq	Level	Limit	Margin	Factor	Dist	Condition	Azimuth	Height	Raw	AF	CL	PA
	(Hz)	(dBuV/m)	(dBuV/m)	(dB)	(dB)	(m)		(°)	(m)	(dBuV)	(dB)	(dB)	(dB)
PK	10.4464G	52.19	68.20	-16.01	9.67	3	Horizontal	164	2.56	42.52	39.10	8.08	37.51

5.15-5.25GHz_802.11a_Nss1,(6Mbps)_4TX

5240MHz_TX

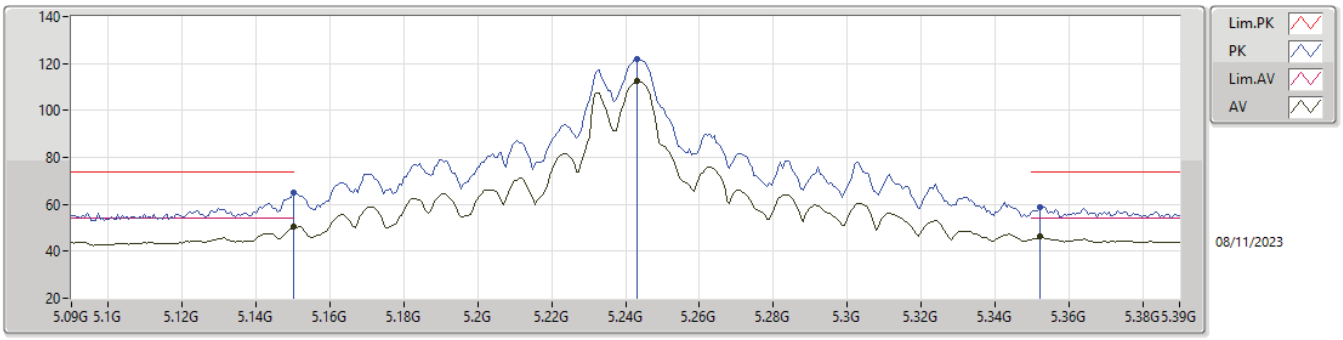

Type	Freq	Level	Limit	Margin	Factor	Dist	Condition	Azimuth	Height	Raw	AF	CL	PA
	(Hz)	(dBuV/m)	(dBuV/m)	(dB)	(dB)	(m)		(°)	(m)	(dBuV)	(dB)	(dB)	(dB)
AV	5.15G	50.51	54.00	-3.49	1.62	3	Vertical	85	2.60	48.89	33.40	5.46	37.24
AV	5.243G	112.42	Inf	-Inf	1.38	3	Vertical	85	2.60	111.04	33.13	5.52	37.27
AV	5.3522G	46.15	54.00	-7.85	1.28	3	Vertical	85	2.60	44.87	33.00	5.58	37.30
PK	5.15G	65.19	74.00	-8.81	1.62	3	Vertical	85	2.60	63.57	33.40	5.46	37.24
PK	5.243G	121.86	Inf	-Inf	1.38	3	Vertical	85	2.60	120.48	33.13	5.52	37.27
PK	5.3522G	58.66	74.00	-15.34	1.28	3	Vertical	85	2.60	57.38	33.00	5.58	37.30

5.15-5.25GHz_802.11a_Nss1,(6Mbps)_4TX

5240MHz_TX

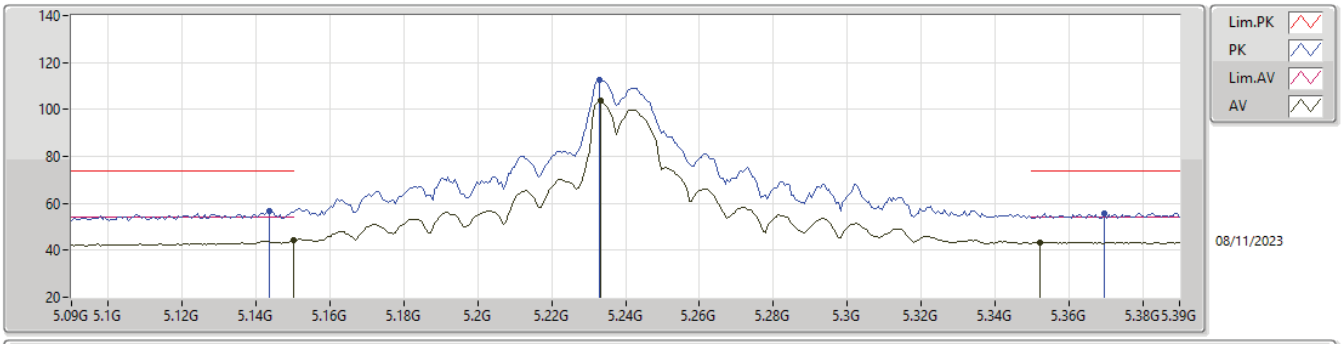

Type	Freq	Level	Limit	Margin	Factor	Dist	Condition	Azimuth	Height	Raw	AF	CL	PA
	(Hz)	(dBuV/m)	(dBuV/m)	(dB)	(dB)	(m)		(°)	(m)	(dBuV)	(dB)	(dB)	(dB)
AV	5.15G	44.28	54.00	-9.72	1.62	3	Horizontal	57	2.54	42.66	33.40	5.46	37.24
AV	5.2334G	103.55	Inf	-Inf	1.41	3	Horizontal	57	2.54	102.14	33.17	5.51	37.27
AV	5.3522G	43.52	54.00	-10.48	1.28	3	Horizontal	57	2.54	42.24	33.00	5.58	37.30
PK	5.1434G	56.85	74.00	-17.15	1.62	3	Horizontal	57	2.54	55.23	33.40	5.46	37.24
PK	5.2328G	112.82	Inf	-Inf	1.41	3	Horizontal	57	2.54	111.41	33.17	5.51	37.27
PK	5.3696G	55.88	74.00	-18.12	1.29	3	Horizontal	57	2.54	54.59	33.00	5.59	37.30

5.15-5.25GHz_802.11a_Nss1,(6Mbps)_4TX

5240MHz_TX

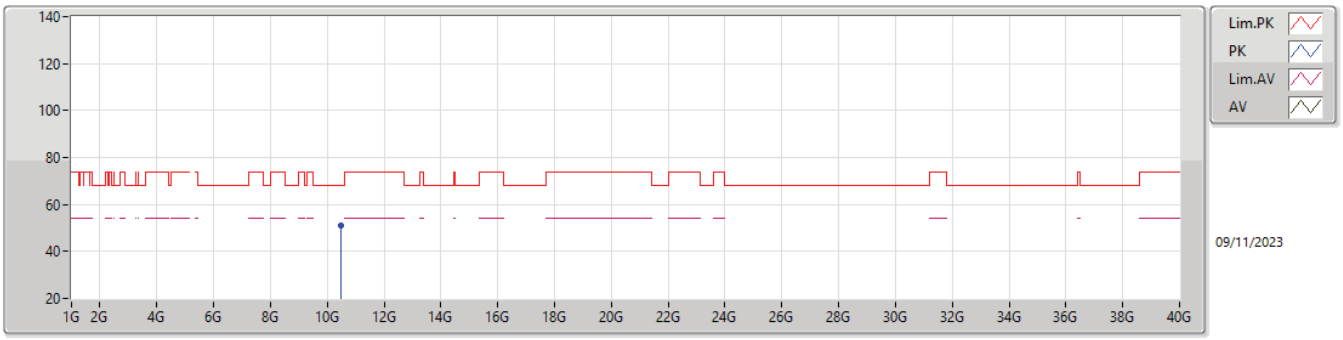

Type	Freq	Level	Limit	Margin	Factor	Dist	Condition	Azimuth	Height	Raw	AF	CL	PA
	(Hz)	(dBuV/m)	(dBuV/m)	(dB)	(dB)	(m)		(°)	(m)	(dBuV)	(dB)	(dB)	(dB)
PK	10.4764G	51.07	68.20	-17.13	9.63	3	Vertical	171	1.80	41.44	39.05	8.09	37.51

5.15-5.25GHz_802.11a_Nss1,(6Mbps)_4TX

5240MHz_TX

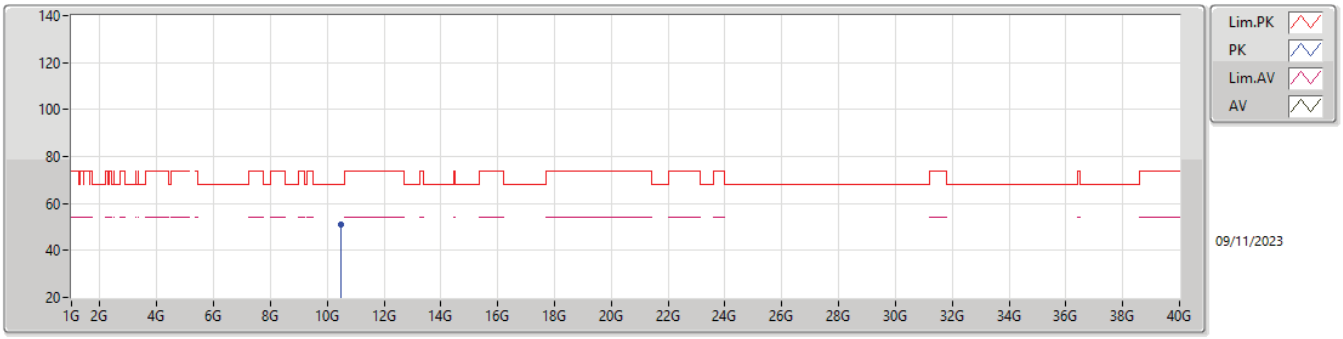

Type	Freq	Level	Limit	Margin	Factor	Dist	Condition	Azimuth	Height	Raw	AF	CL	PA
	(Hz)	(dBuV/m)	(dBuV/m)	(dB)	(dB)	(m)		(°)	(m)	(dBuV)	(dB)	(dB)	(dB)
PK	10.48052G	51.11	68.20	-17.09	9.64	3	Horizontal	168	2.21	41.47	39.04	8.10	37.50

5.25-5.35GHz_802.11a_Nss1,(6Mbps)_4TX

5260MHz_TX

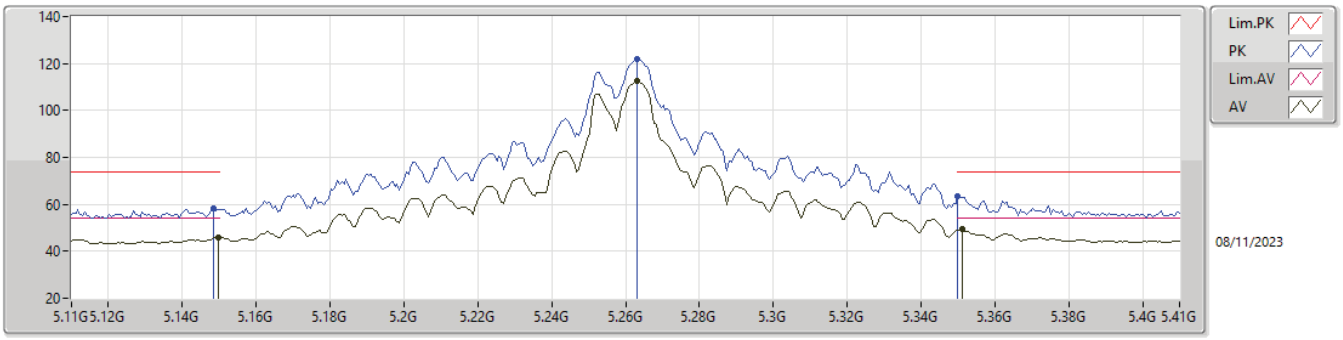

Type	Freq	Level	Limit	Margin	Factor	Dist	Condition	Azimuth	Height	Raw	AF	CL	PA
	(Hz)	(dBuV/m)	(dBuV/m)	(dB)	(dB)	(m)		(°)	(m)	(dBuV)	(dB)	(dB)	(dB)
AV	5.1496G	45.97	54.00	-8.03	1.62	3	Vertical	87	2.70	44.35	33.40	5.46	37.24
AV	5.263G	112.47	Inf	-Inf	1.33	3	Vertical	87	2.70	111.14	33.07	5.53	37.27
AV	5.3512G	49.25	54.00	-4.75	1.28	3	Vertical	87	2.70	47.97	33.00	5.58	37.30
PK	5.1484G	58.39	74.00	-15.61	1.62	3	Vertical	87	2.70	56.77	33.40	5.46	37.24
PK	5.263G	122.09	Inf	-Inf	1.33	3	Vertical	87	2.70	120.76	33.07	5.53	37.27
PK	5.35G	63.37	74.00	-10.63	1.28	3	Vertical	87	2.70	62.09	33.00	5.58	37.30

5.25-5.35GHz_802.11a_Nss1,(6Mbps)_4TX

5260MHz_TX

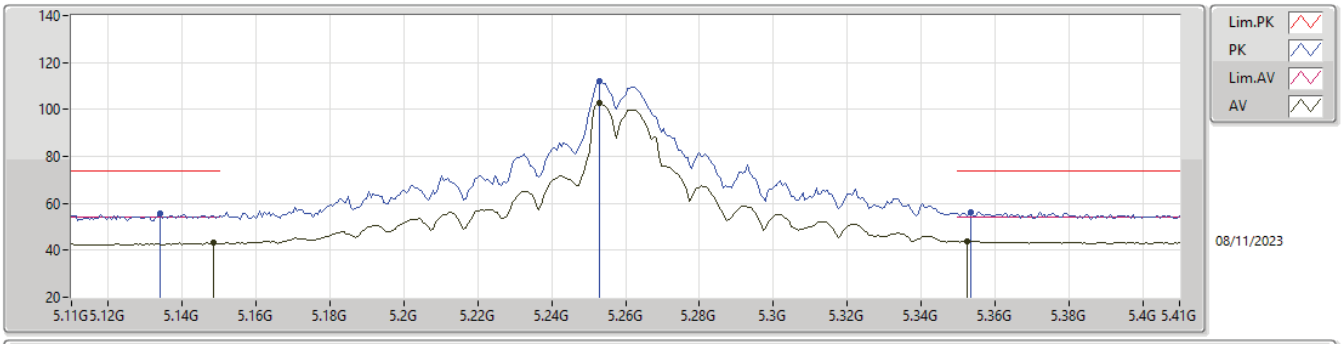

Type	Freq	Level	Limit	Margin	Factor	Dist	Condition	Azimuth	Height	Raw	AF	CL	PA
	(Hz)	(dBuV/m)	(dBuV/m)	(dB)	(dB)	(m)		(°)	(m)	(dBuV)	(dB)	(dB)	(dB)
AV	5.1484G	43.19	54.00	-10.81	1.62	3	Horizontal	55	2.55	41.57	33.40	5.46	37.24
AV	5.2528G	102.52	Inf	-Inf	1.34	3	Horizontal	55	2.55	101.18	33.09	5.52	37.27
AV	5.3524G	43.98	54.00	-10.02	1.28	3	Horizontal	55	2.55	42.70	33.00	5.58	37.30
PK	5.134G	55.56	74.00	-18.44	1.61	3	Horizontal	55	2.55	53.95	33.40	5.45	37.24
PK	5.2528G	112.20	Inf	-Inf	1.34	3	Horizontal	55	2.55	110.86	33.09	5.52	37.27
PK	5.3536G	56.24	74.00	-17.76	1.28	3	Horizontal	55	2.55	54.96	33.00	5.58	37.30

5.25-5.35GHz_802.11a_Nss1,(6Mbps)_4TX

5260MHz_TX

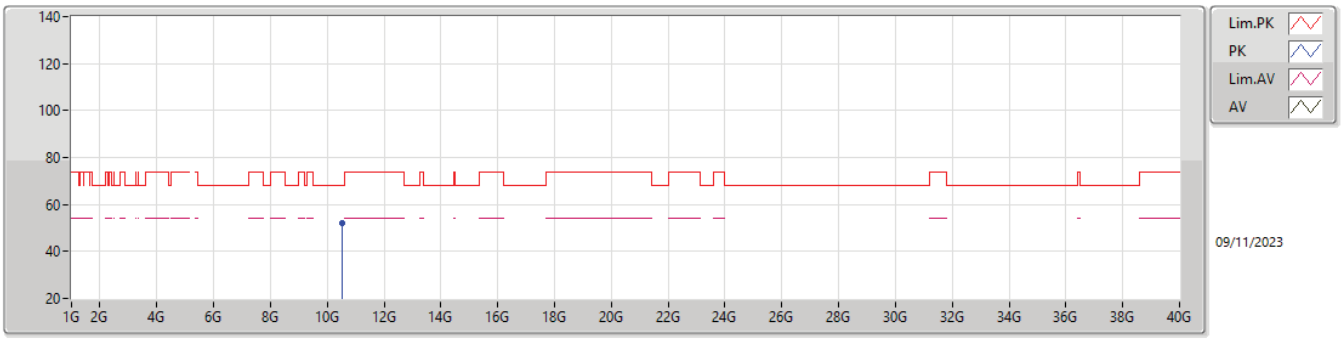

Type	Freq	Level	Limit	Margin	Factor	Dist	Condition	Azimuth	Height	Raw	AF	CL	PA
	(Hz)	(dBuV/m)	(dBuV/m)	(dB)	(dB)	(m)		(°)	(m)	(dBuV)	(dB)	(dB)	(dB)
PK	10.51856G	51.96	68.20	-16.24	9.61	3	Vertical	240	2.93	42.35	39.00	8.11	37.50

5.25-5.35GHz_802.11a_Nss1,(6Mbps)_4TX

5260MHz_TX

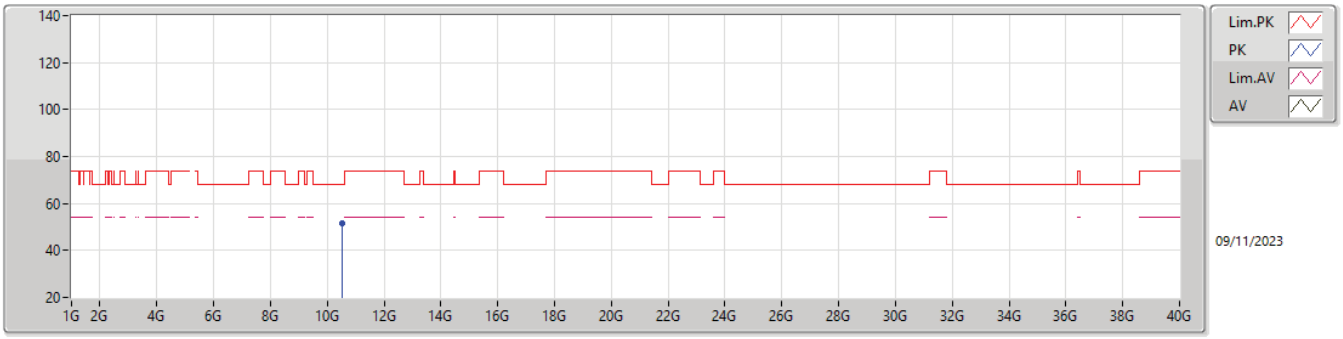

Type	Freq	Level	Limit	Margin	Factor	Dist	Condition	Azimuth	Height	Raw	AF	CL	PA
	(Hz)	(dBuV/m)	(dBuV/m)	(dB)	(dB)	(m)		(°)	(m)	(dBuV)	(dB)	(dB)	(dB)
PK	10.52048G	51.66	68.20	-16.54	9.61	3	Horizontal	277	2.60	42.05	39.00	8.11	37.50

5.25-5.35GHz_802.11a_Nss1,(6Mbps)_4TX

5300MHz_TX

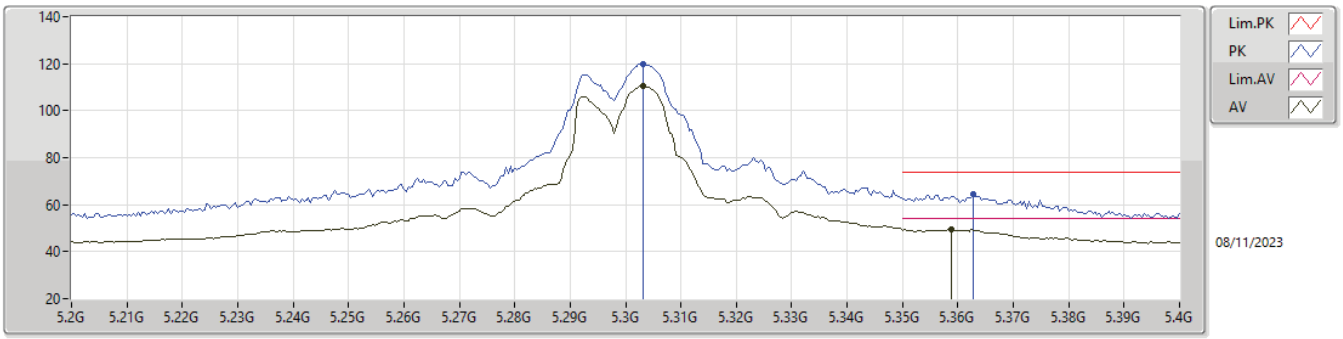

Type	Freq	Level	Limit	Margin	Factor	Dist	Condition	Azimuth	Height	Raw	AF	CL	PA
	(Hz)	(dBuV/m)	(dBuV/m)	(dB)	(dB)	(m)		(°)	(m)	(dBuV)	(dB)	(dB)	(dB)
AV	5.3032G	110.51	Inf	-Inf	1.27	3	Vertical	86	2.69	109.24	33.00	5.55	37.28
AV	5.3588G	49.48	54.00	-4.52	1.29	3	Vertical	86	2.69	48.19	33.00	5.59	37.30
PK	5.3032G	119.79	Inf	-Inf	1.27	3	Vertical	86	2.69	118.52	33.00	5.55	37.28
PK	5.3628G	64.61	74.00	-9.39	1.29	3	Vertical	86	2.69	63.32	33.00	5.59	37.30

5.25-5.35GHz_802.11a_Nss1,(6Mbps)_4TX

5300MHz_TX

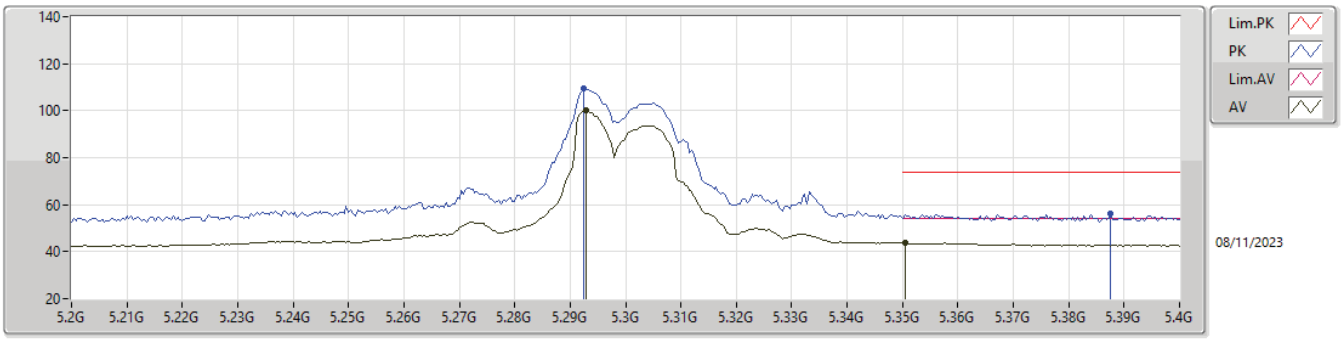

Type	Freq	Level	Limit	Margin	Factor	Dist	Condition	Azimuth	Height	Raw	AF	CL	PA
	(Hz)	(dBuV/m)	(dBuV/m)	(dB)	(dB)	(m)		(°)	(m)	(dBuV)	(dB)	(dB)	(dB)
AV	5.2928G	99.95	Inf	-Inf	1.28	3	Horizontal	54	1.01	98.67	33.01	5.55	37.28
AV	5.3504G	43.56	54.00	-10.44	1.28	3	Horizontal	54	1.01	42.28	33.00	5.58	37.30
PK	5.2924G	109.31	Inf	-Inf	1.29	3	Horizontal	54	1.01	108.02	33.02	5.55	37.28
PK	5.3876G	56.27	74.00	-17.73	1.29	3	Horizontal	54	1.01	54.98	33.00	5.60	37.31

5.25-5.35GHz_802.11a_Nss1,(6Mbps)_4TX

5300MHz_TX

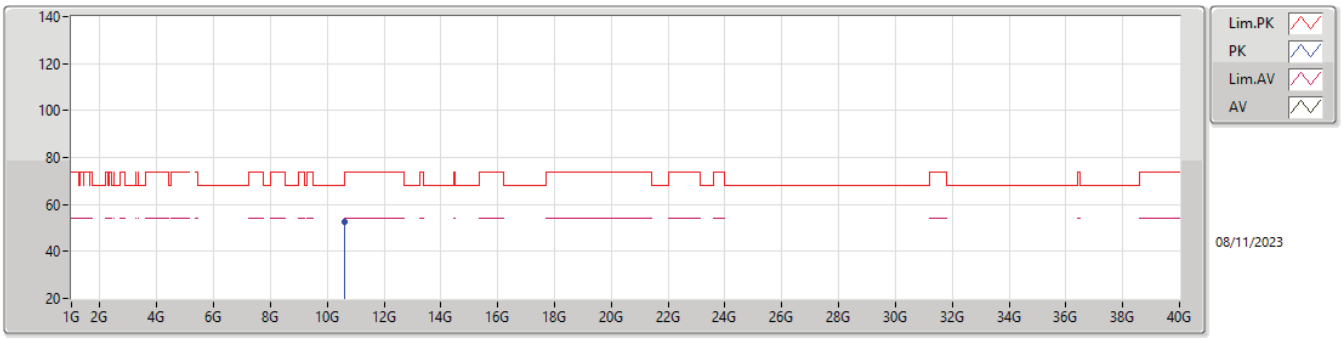

Type	Freq	Level	Limit	Margin	Factor	Dist	Condition	Azimuth	Height	Raw	AF	CL	PA
	(Hz)	(dBuV/m)	(dBuV/m)	(dB)	(dB)	(m)		(°)	(m)	(dBuV)	(dB)	(dB)	(dB)
PK	10.59812G	52.35	68.20	-15.85	10.01	3	Vertical	86	1.50	42.34	39.38	8.15	37.52

5.25-5.35GHz_802.11a_Nss1,(6Mbps)_4TX

5300MHz_TX

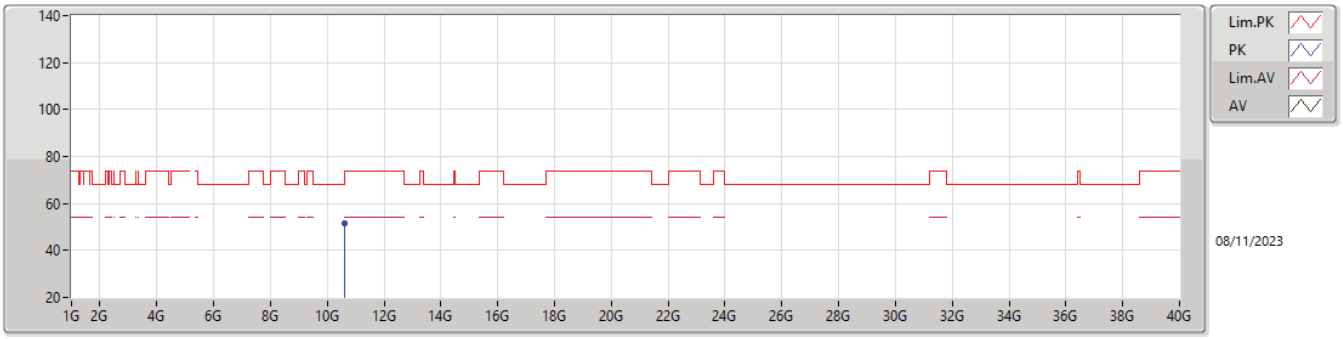

Type	Freq	Level	Limit	Margin	Factor	Dist	Condition	Azimuth	Height	Raw	AF	CL	PA
	(Hz)	(dBuV/m)	(dBuV/m)	(dB)	(dB)	(m)		(°)	(m)	(dBuV)	(dB)	(dB)	(dB)
PK	10.59248G	51.67	68.20	-16.53	9.97	3	Horizontal	120	2.50	41.70	39.34	8.15	37.52

5.25-5.35GHz_802.11a_Nss1,(6Mbps)_4TX

5320MHz_TX

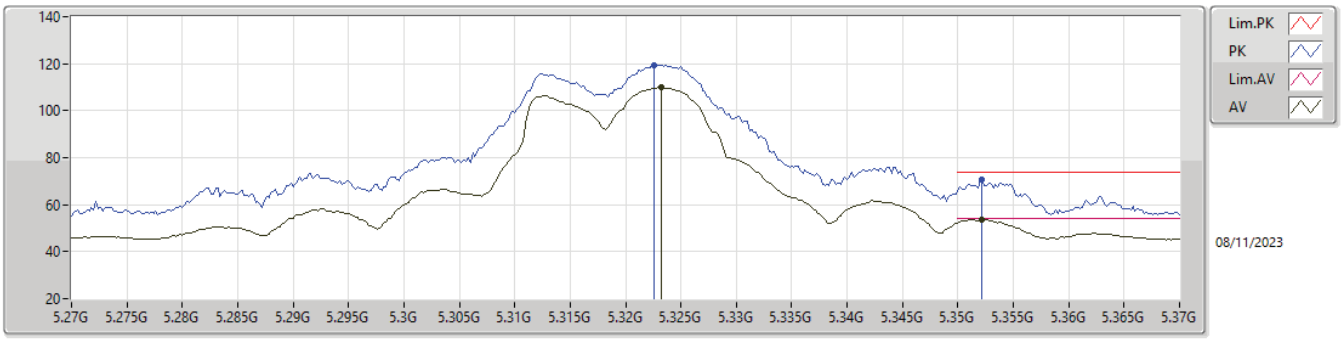

Type	Freq	Level	Limit	Margin	Factor	Dist	Condition	Azimuth	Height	Raw	AF	CL	PA
	(Hz)	(dBuV/m)	(dBuV/m)	(dB)	(dB)	(m)		(°)	(m)	(dBuV)	(dB)	(dB)	(dB)
AV	5.3232G	110.08	Inf	-Inf	1.27	3	Vertical	86	2.66	108.81	33.00	5.56	37.29
AV	5.3522G	53.74	54.00	-0.26	1.28	3	Vertical	86	2.66	52.46	33.00	5.58	37.30
PK	5.3226G	119.37	Inf	-Inf	1.27	3	Vertical	86	2.66	118.10	33.00	5.56	37.29
PK	5.3522G	70.77	74.00	-3.23	1.28	3	Vertical	86	2.66	69.49	33.00	5.58	37.30

5.25-5.35GHz_802.11a_Nss1,(6Mbps)_4TX

5320MHz_TX

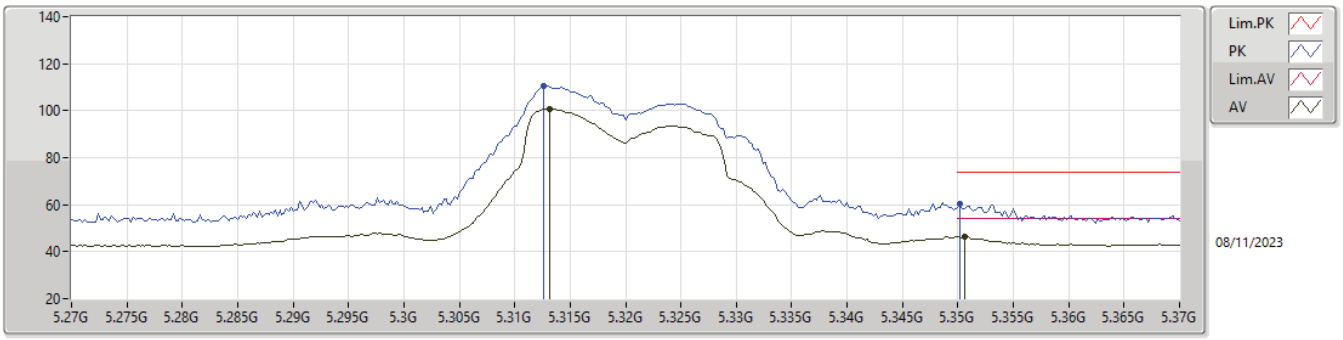

Type	Freq	Level	Limit	Margin	Factor	Dist	Condition	Azimuth	Height	Raw	AF	CL	PA
	(Hz)	(dBuV/m)	(dBuV/m)	(dB)	(dB)	(m)		(°)	(m)	(dBuV)	(dB)	(dB)	(dB)
AV	5.3132G	100.83	Inf	-Inf	1.27	3	Horizontal	135	2.40	99.56	33.00	5.56	37.29
AV	5.3506G	46.30	54.00	-7.70	1.28	3	Horizontal	135	2.40	45.02	33.00	5.58	37.30
PK	5.3126G	110.32	Inf	-Inf	1.27	3	Horizontal	135	2.40	109.05	33.00	5.56	37.29
PK	5.3502G	60.38	74.00	-13.62	1.28	3	Horizontal	135	2.40	59.10	33.00	5.58	37.30

5.25-5.35GHz_802.11a_Nss1,(6Mbps)_4TX

5320MHz_TX

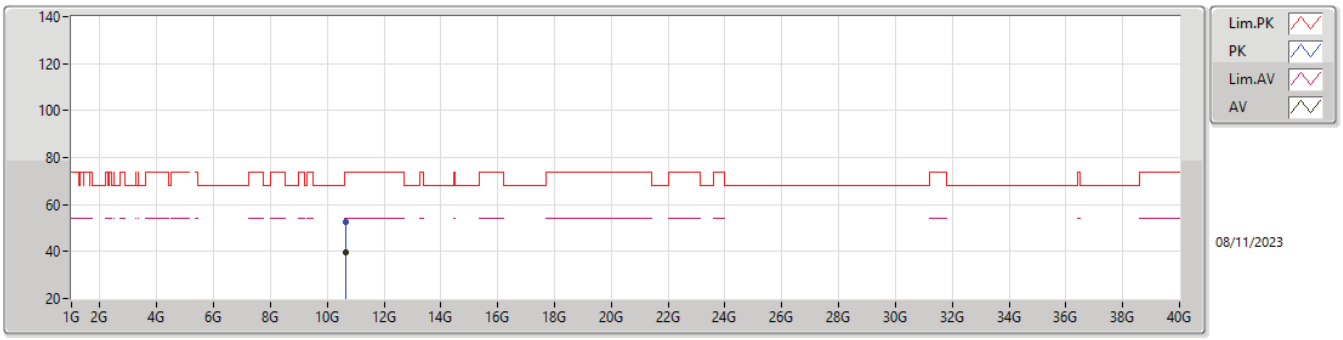

Type	Freq	Level	Limit	Margin	Factor	Dist	Condition	Azimuth	Height	Raw	AF	CL	PA
	(Hz)	(dBuV/m)	(dBuV/m)	(dB)	(dB)	(m)		(°)	(m)	(dBuV)	(dB)	(dB)	(dB)
AV	10.638G	39.44	54.00	-14.56	10.20	3	Vertical	232	1.50	29.24	39.55	8.17	37.52
PK	10.6372G	52.80	74.00	-21.20	10.20	3	Vertical	232	1.50	42.60	39.55	8.17	37.52

5.25-5.35GHz_802.11a_Nss1,(6Mbps)_4TX

5320MHz_TX

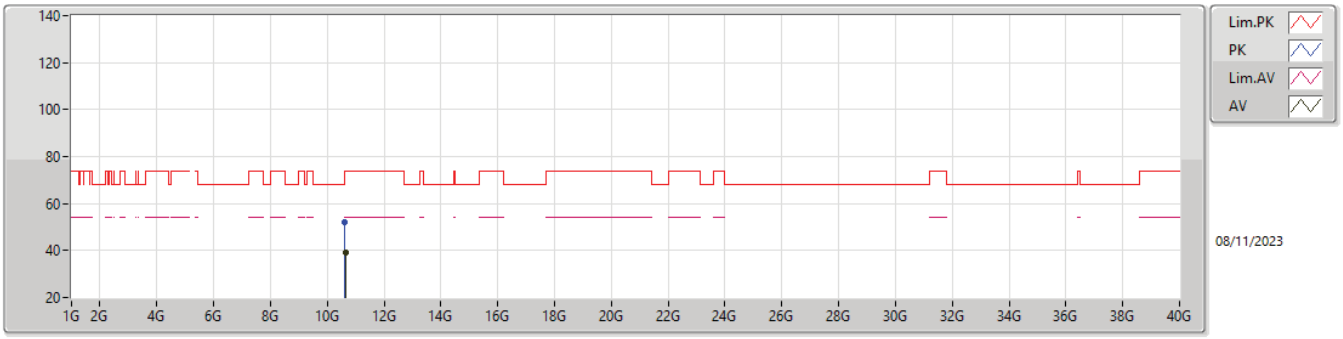

Type	Freq	Level	Limit	Margin	Factor	Dist	Condition	Azimuth	Height	Raw	AF	CL	PA
	(Hz)	(dBuV/m)	(dBuV/m)	(dB)	(dB)	(m)		(°)	(m)	(dBuV)	(dB)	(dB)	(dB)
AV	10.639G	39.33	54.00	-14.67	10.20	3	Horizontal	189	1.60	29.13	39.56	8.17	37.53
PK	10.63124G	51.82	74.00	-22.18	10.17	3	Horizontal	189	1.60	41.65	39.52	8.17	37.52

5.47-5.725GHz_802.11a_Nss1,(6Mbps)_4TX

5500MHz_TX

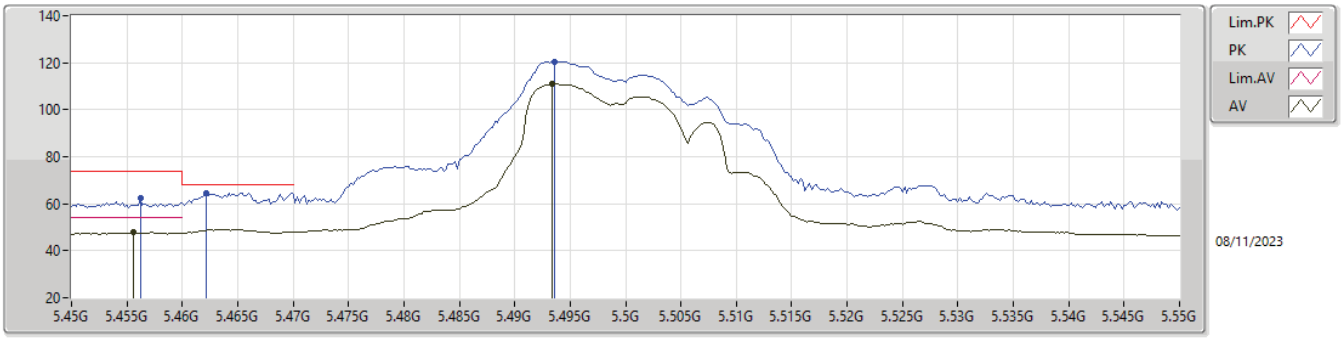

Type	Freq	Level	Limit	Margin	Factor	Dist	Condition	Azimuth	Height	Raw	AF	CL	PA
	(Hz)	(dBuV/m)	(dBuV/m)	(dB)	(dB)	(m)		(°)	(m)	(dBuV)	(dB)	(dB)	(dB)
AV	5.4556G	47.94	54.00	-6.06	1.42	3	Vertical	204	2.64	46.52	33.11	5.64	37.33
AV	5.4934G	110.94	Inf	-Inf	1.50	3	Vertical	204	2.64	109.44	33.19	5.65	37.34
PK	5.4562G	62.29	74.00	-11.71	1.42	3	Vertical	204	2.64	60.87	33.11	5.64	37.33
PK	5.4622G	64.66	68.20	-3.54	1.43	3	Vertical	204	2.64	63.23	33.12	5.64	37.33
PK	5.4936G	120.55	Inf	-Inf	1.50	3	Vertical	204	2.64	119.05	33.19	5.65	37.34

5.47-5.725GHz_802.11a_Nss1,(6Mbps)_4TX

5500MHz_TX

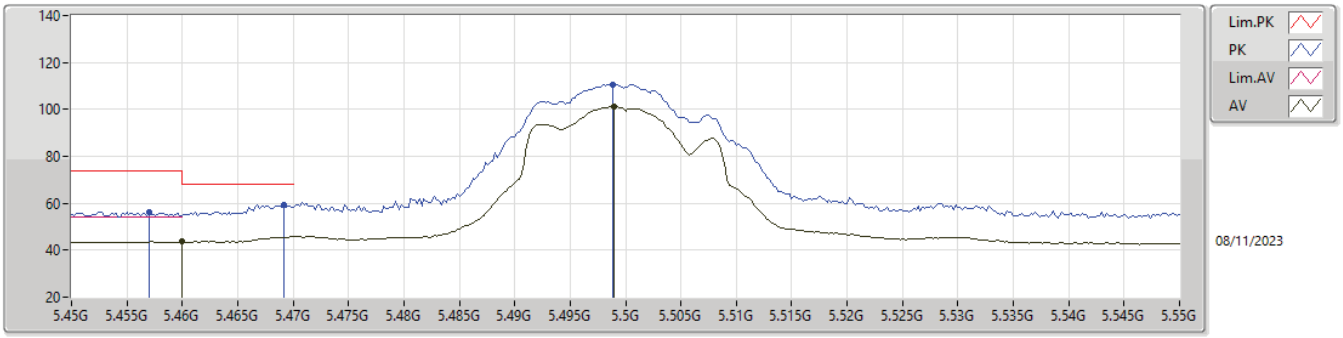

Type	Freq	Level	Limit	Margin	Factor	Dist	Condition	Azimuth	Height	Raw	AF	CL	PA
	(Hz)	(dBuV/m)	(dBuV/m)	(dB)	(dB)	(m)		(°)	(m)	(dBuV)	(dB)	(dB)	(dB)
AV	5.46G	43.61	54.00	-10.39	1.43	3	Horizontal	144	2.35	42.18	33.12	5.64	37.33
AV	5.499G	101.25	Inf	-Inf	1.51	3	Horizontal	144	2.35	99.74	33.20	5.65	37.34
PK	5.457G	56.33	74.00	-17.67	1.42	3	Horizontal	144	2.35	54.91	33.11	5.64	37.33
PK	5.4692G	59.50	68.20	-8.70	1.45	3	Horizontal	144	2.35	58.05	33.14	5.64	37.33
PK	5.4988G	110.58	Inf	-Inf	1.51	3	Horizontal	144	2.35	109.07	33.20	5.65	37.34

5.47-5.725GHz_802.11a_Nss1,(6Mbps)_4TX

5500MHz_TX

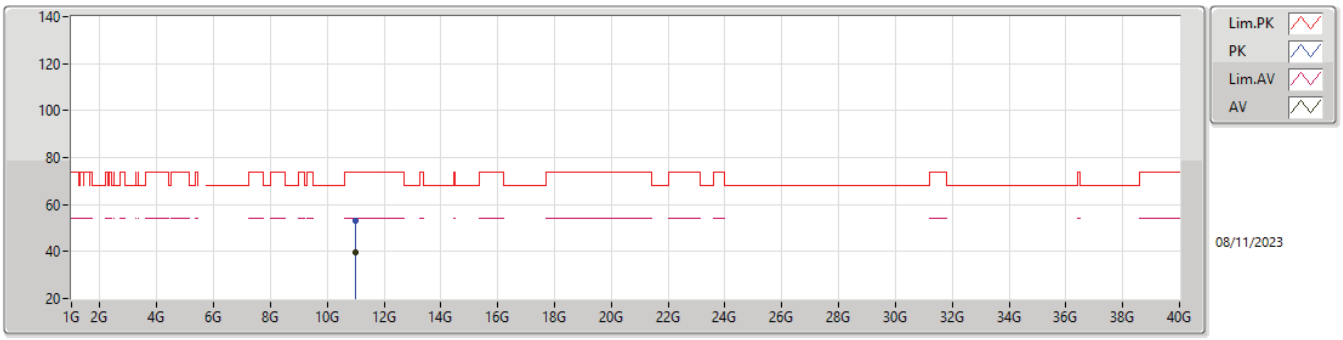

Type	Freq	Level	Limit	Margin	Factor	Dist	Condition	Azimuth	Height	Raw	AF	CL	PA
	(Hz)	(dBuV/m)	(dBuV/m)	(dB)	(dB)	(m)		(°)	(m)	(dBuV)	(dB)	(dB)	(dB)
AV	10.99328G	39.51	54.00	-14.49	10.05	3	Vertical	178	1.45	29.46	39.30	8.34	37.59
PK	10.99404G	53.17	74.00	-20.83	10.05	3	Vertical	178	1.45	43.12	39.30	8.34	37.59

5.47-5.725GHz_802.11a_Nss1,(6Mbps)_4TX

5500MHz_TX

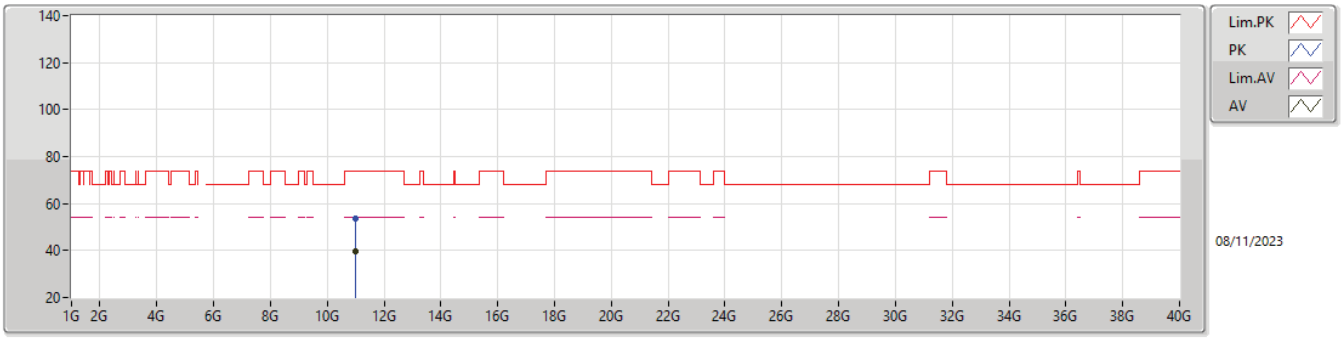

Type	Freq	Level	Limit	Margin	Factor	Dist	Condition	Azimuth	Height	Raw	AF	CL	PA
	(Hz)	(dBuV/m)	(dBuV/m)	(dB)	(dB)	(m)		(°)	(m)	(dBuV)	(dB)	(dB)	(dB)
AV	10.99564G	39.47	54.00	-14.53	10.05	3	Horizontal	110	2.20	29.42	39.30	8.34	37.59
PK	11.00096G	53.46	74.00	-20.54	10.05	3	Horizontal	110	2.20	43.41	39.30	8.34	37.59

5.47-5.725GHz_802.11a_Nss1,(6Mbps)_4TX

5580MHz_TX

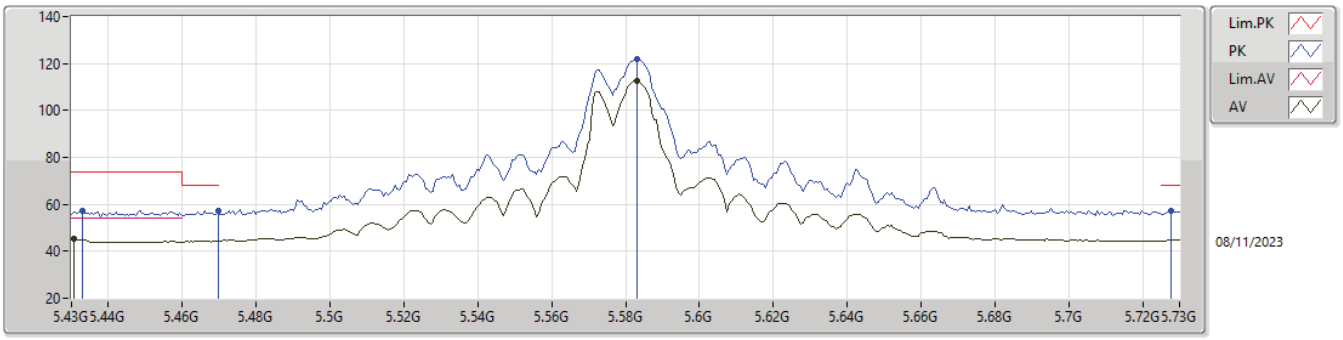

Type	Freq	Level	Limit	Margin	Factor	Dist	Condition	Azimuth	Height	Raw	AF	CL	PA
	(Hz)	(dBuV/m)	(dBuV/m)	(dB)	(dB)	(m)		(°)	(m)	(dBuV)	(dB)	(dB)	(dB)
AV	5.4306G	45.37	54.00	-8.63	1.36	3	Vertical	148	2.42	44.01	33.06	5.62	37.32
AV	5.583G	112.47	Inf	-Inf	1.58	3	Vertical	148	2.42	110.89	33.17	5.69	37.28
PK	5.433G	57.28	74.00	-16.72	1.37	3	Vertical	148	2.42	55.91	33.07	5.62	37.32
PK	5.4696G	57.33	68.20	-10.87	1.45	3	Vertical	148	2.42	55.88	33.14	5.64	37.33
PK	5.583G	121.92	Inf	-Inf	1.58	3	Vertical	148	2.42	120.34	33.17	5.69	37.28
PK	5.7276G	57.18	68.20	-11.02	2.51	3	Vertical	148	2.42	54.67	33.91	5.77	37.17

5.47-5.725GHz_802.11a_Nss1,(6Mbps)_4TX

5580MHz_TX

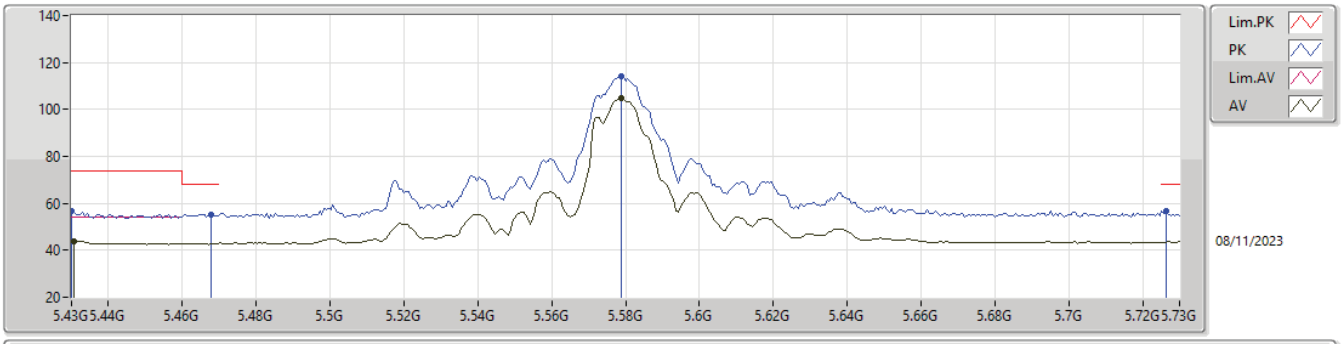

Type	Freq	Level	Limit	Margin	Factor	Dist	Condition	Azimuth	Height	Raw	AF	CL	PA
	(Hz)	(dBuV/m)	(dBuV/m)	(dB)	(dB)	(m)		(°)	(m)	(dBuV)	(dB)	(dB)	(dB)
AV	5.4306G	43.97	54.00	-10.03	1.36	3	Horizontal	144	2.87	42.61	33.06	5.62	37.32
AV	5.5788G	104.59	Inf	-Inf	1.57	3	Horizontal	144	2.87	103.02	33.16	5.69	37.28
PK	5.43G	56.53	74.00	-17.47	1.36	3	Horizontal	144	2.87	55.17	33.06	5.62	37.32
PK	5.4678G	55.15	68.20	-13.05	1.45	3	Horizontal	144	2.87	53.70	33.14	5.64	37.33
PK	5.5788G	113.90	Inf	-Inf	1.57	3	Horizontal	144	2.87	112.33	33.16	5.69	37.28
PK	5.7264G	56.61	68.20	-11.59	2.51	3	Horizontal	144	2.87	54.10	33.91	5.77	37.17

5.47-5.725GHz_802.11a_Nss1,(6Mbps)_4TX

5580MHz_TX

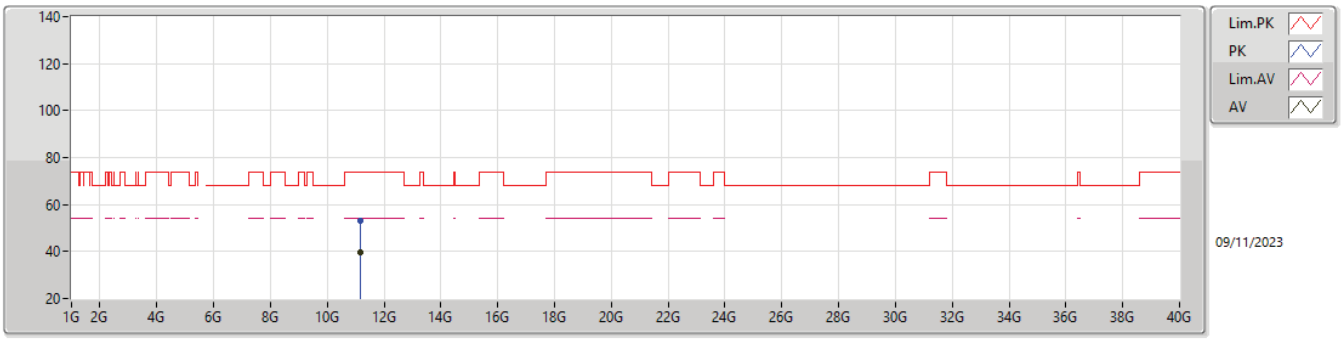

Type	Freq	Level	Limit	Margin	Factor	Dist	Condition	Azimuth	Height	Raw	AF	CL	PA
	(Hz)	(dBuV/m)	(dBuV/m)	(dB)	(dB)	(m)		(°)	(m)	(dBuV)	(dB)	(dB)	(dB)
AV	11.15832G	39.74	54.00	-14.26	9.90	3	Vertical	160	3.00	29.84	39.18	8.41	37.69
PK	11.15996G	53.01	74.00	-20.99	9.90	3	Vertical	160	3.00	43.11	39.18	8.42	37.70

5.47-5.725GHz_802.11a_Nss1,(6Mbps)_4TX

5580MHz_TX

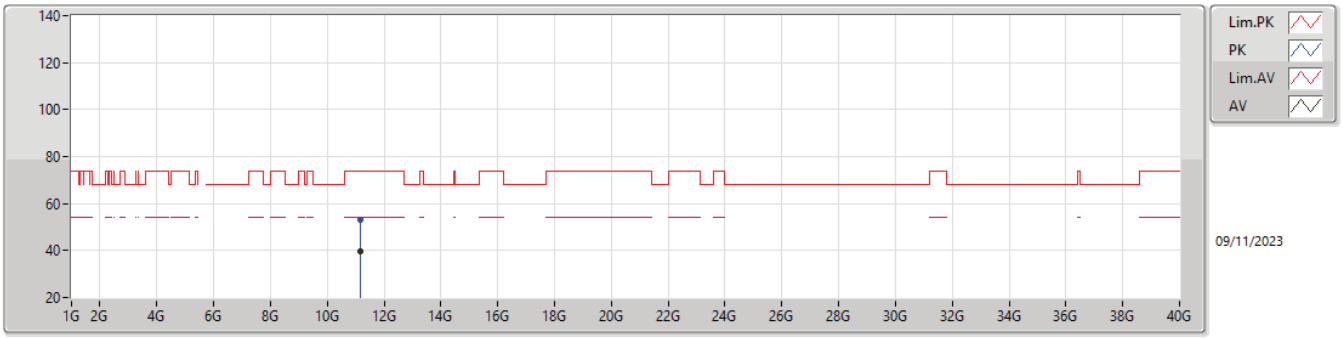

Type	Freq	Level	Limit	Margin	Factor	Dist	Condition	Azimuth	Height	Raw	AF	CL	PA
	(Hz)	(dBuV/m)	(dBuV/m)	(dB)	(dB)	(m)		(°)	(m)	(dBuV)	(dB)	(dB)	(dB)
AV	11.16124G	39.64	54.00	-14.36	9.90	3	Horizontal	124	1.75	29.74	39.18	8.42	37.70
PK	11.16296G	53.04	74.00	-20.96	9.89	3	Horizontal	124	1.75	43.15	39.17	8.42	37.70

5.47-5.725GHz_802.11a_Nss1,(6Mbps)_4TX

5700MHz_TX

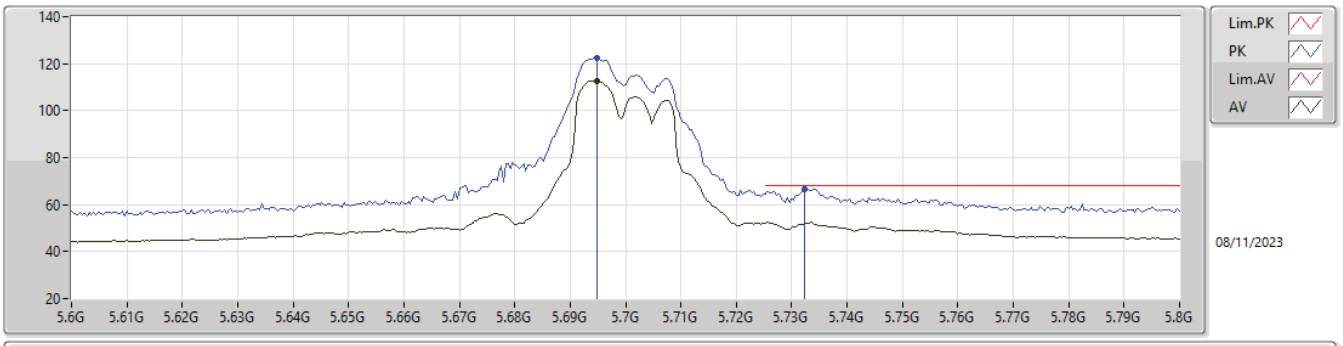

Type	Freq	Level	Limit	Margin	Factor	Dist	Condition	Azimuth	Height	Raw	AF	CL	PA
	(Hz)	(dBuV/m)	(dBuV/m)	(dB)	(dB)	(m)		(°)	(m)	(dBuV)	(dB)	(dB)	(dB)
AV	5.6948G	112.79	Inf	-Inf	2.31	3	Vertical	57	2.62	110.48	33.76	5.75	37.20
PK	5.6948G	122.32	Inf	-Inf	2.31	3	Vertical	57	2.62	120.01	33.76	5.75	37.20
PK	5.7324G	66.46	68.20	-1.74	2.53	3	Vertical	57	2.62	63.93	33.93	5.77	37.17

5.47-5.725GHz_802.11a_Nss1,(6Mbps)_4TX

5700MHz_TX

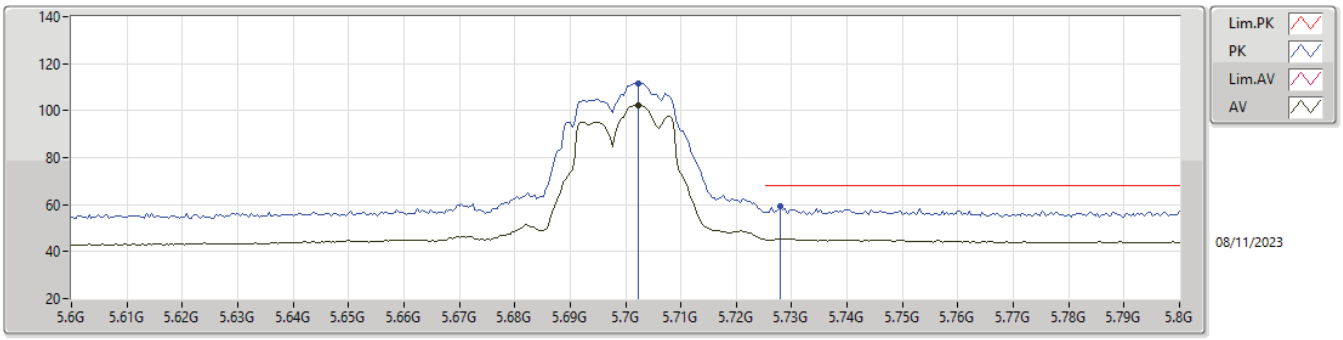

Type	Freq	Level	Limit	Margin	Factor	Dist	Condition	Azimuth	Height	Raw	AF	CL	PA
	(Hz)	(dBuV/m)	(dBuV/m)	(dB)	(dB)	(m)		(°)	(m)	(dBuV)	(dB)	(dB)	(dB)
AV	5.7024G	102.47	Inf	-Inf	2.38	3	Horizontal	132	2.42	100.09	33.81	5.76	37.19
PK	5.7024G	111.76	Inf	-Inf	2.38	3	Horizontal	132	2.42	109.38	33.81	5.76	37.19
PK	5.728G	59.14	68.20	-9.06	2.51	3	Horizontal	132	2.42	56.63	33.91	5.77	37.17

5.47-5.725GHz_802.11a_Nss1,(6Mbps)_4TX

5700MHz_TX

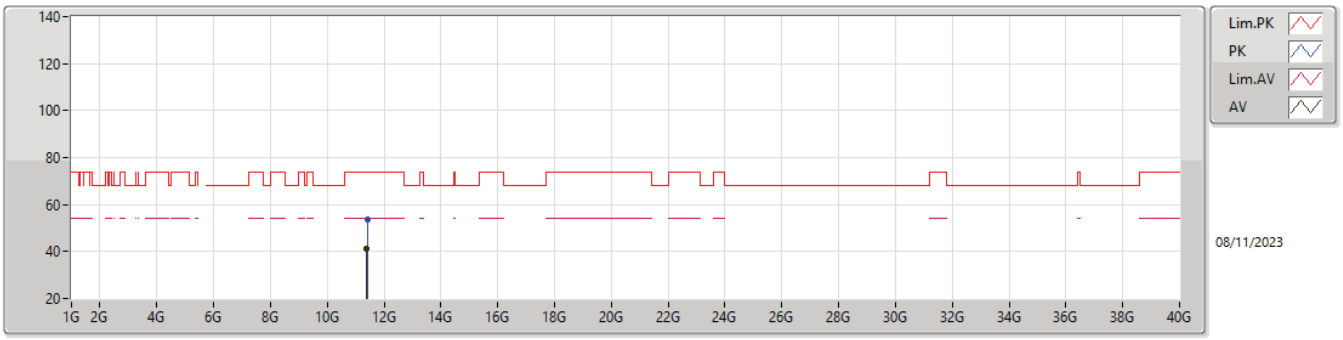

Type	Freq	Level	Limit	Margin	Factor	Dist	Condition	Azimuth	Height	Raw	AF	CL	PA
	(Hz)	(dBuV/m)	(dBuV/m)	(dB)	(dB)	(m)		(°)	(m)	(dBuV)	(dB)	(dB)	(dB)
AV	11.39988G	41.12	54.00	-12.88	10.18	3	Vertical	323	3.00	30.94	39.50	8.53	37.85
PK	11.4042G	53.80	74.00	-20.20	10.15	3	Vertical	323	3.00	43.65	39.48	8.53	37.86

5.47-5.725GHz_802.11a_Nss1,(6Mbps)_4TX

5700MHz_TX

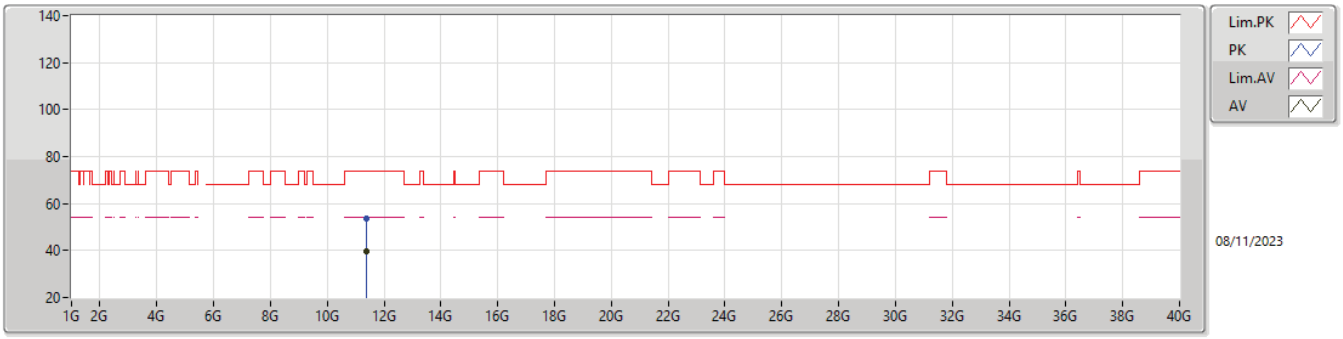

Type	Freq	Level	Limit	Margin	Factor	Dist	Condition	Azimuth	Height	Raw	AF	CL	PA
	(Hz)	(dBuV/m)	(dBuV/m)	(dB)	(dB)	(m)		(°)	(m)	(dBuV)	(dB)	(dB)	(dB)
AV	11.3902G	39.90	54.00	-14.10	10.17	3	Horizontal	323	3.00	29.73	39.50	8.52	37.85
PK	11.39376G	53.74	74.00	-20.26	10.18	3	Horizontal	323	3.00	43.56	39.50	8.53	37.85

5.47-5.725GHz_802.11a_Nss1,(6Mbps)_4TX

5720MHz Straddle 5.47-5.725GHz_TX

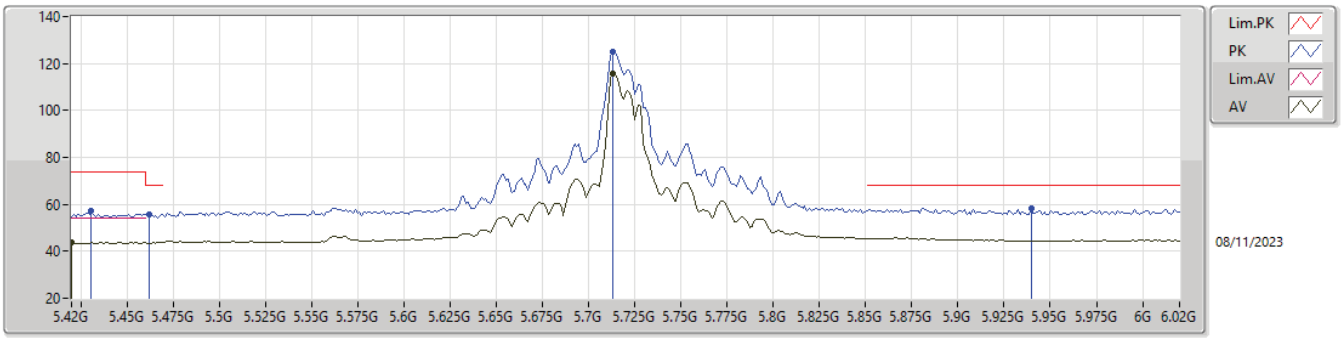

Type	Freq	Level	Limit	Margin	Factor	Dist	Condition	Azimuth	Height	Raw	AF	CL	PA
	(Hz)	(dBuV/m)	(dBuV/m)	(dB)	(dB)	(m)		(°)	(m)	(dBuV)	(dB)	(dB)	(dB)
AV	5.42G	43.93	54.00	-10.07	1.34	3	Vertical	237	2.92	42.59	33.04	5.62	37.32
AV	5.7128G	115.55	Inf	-Inf	2.43	3	Vertical	237	2.92	113.12	33.85	5.76	37.18
PK	5.4308G	57.12	74.00	-16.88	1.36	3	Vertical	237	2.92	55.76	33.06	5.62	37.32
PK	5.462G	55.82	68.20	-12.38	1.43	3	Vertical	237	2.92	54.39	33.12	5.64	37.33
PK	5.7128G	125.18	Inf	-Inf	2.43	3	Vertical	237	2.92	122.75	33.85	5.76	37.18
PK	5.9396G	58.21	68.20	-9.99	3.38	3	Vertical	237	2.92	54.83	34.50	5.89	37.01

5.47-5.725GHz_802.11a_Nss1,(6Mbps)_4TX

5720MHz Straddle 5.47-5.725GHz_TX

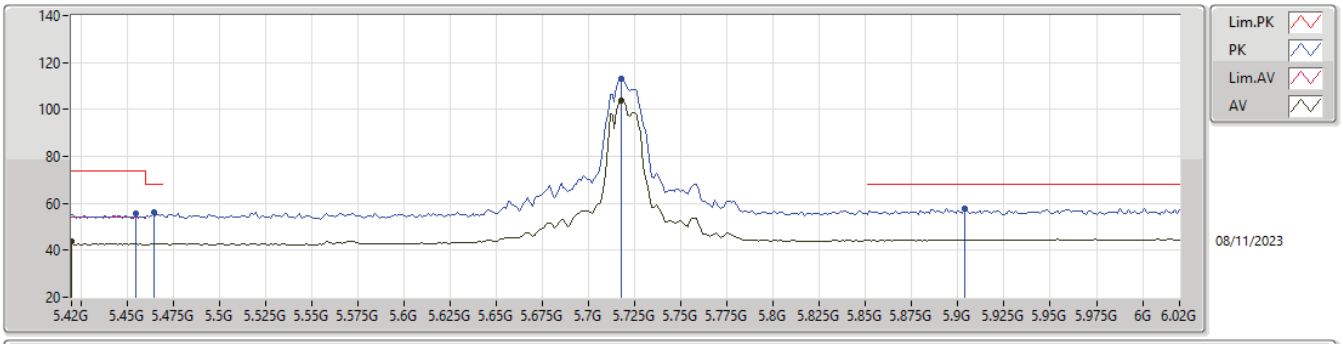

Type	Freq	Level	Limit	Margin	Factor	Dist	Condition	Azimuth	Height	Raw	AF	CL	PA
	(Hz)	(dBuV/m)	(dBuV/m)	(dB)	(dB)	(m)		(°)	(m)	(dBuV)	(dB)	(dB)	(dB)
AV	5.42G	43.65	54.00	-10.35	1.34	3	Horizontal	28	2.66	42.31	33.04	5.62	37.32
AV	5.7176G	103.65	Inf	-Inf	2.45	3	Horizontal	28	2.66	101.20	33.87	5.76	37.18
PK	5.4548G	55.47	74.00	-18.53	1.41	3	Horizontal	28	2.66	54.06	33.11	5.63	37.33
PK	5.4644G	56.10	68.20	-12.10	1.44	3	Horizontal	28	2.66	54.66	33.13	5.64	37.33
PK	5.7176G	113.02	Inf	-Inf	2.45	3	Horizontal	28	2.66	110.57	33.87	5.76	37.18
PK	5.9036G	57.69	68.20	-10.51	3.33	3	Horizontal	28	2.66	54.36	34.50	5.87	37.04

5.47-5.725GHz_802.11a_Nss1,(6Mbps)_4TX

5720MHz Straddle 5.47-5.725GHz_TX

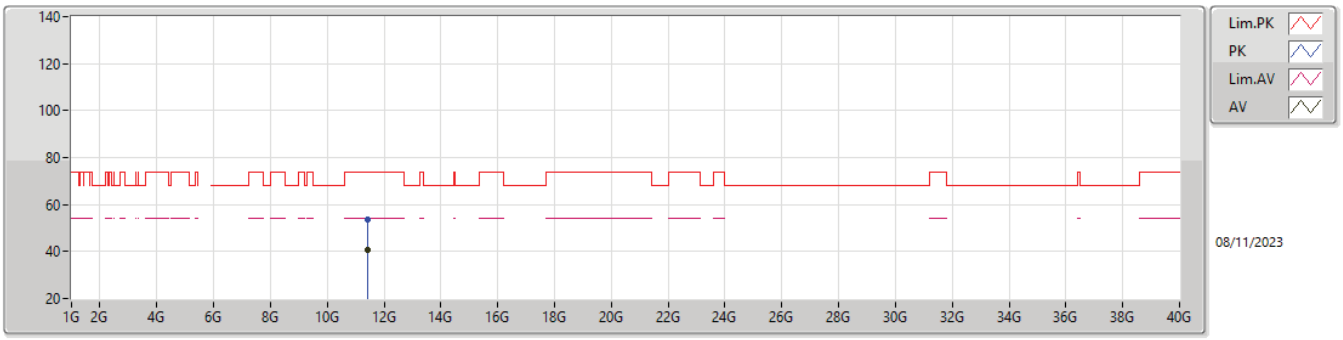

Type	Freq	Level	Limit	Margin	Factor	Dist	Condition	Azimuth	Height	Raw	AF	CL	PA
	(Hz)	(dBuV/m)	(dBuV/m)	(dB)	(dB)	(m)		(°)	(m)	(dBuV)	(dB)	(dB)	(dB)
AV	11.43972G	40.73	54.00	-13.27	10.01	3	Vertical	323	2.95	30.72	39.34	8.55	37.88
PK	11.44352G	53.72	74.00	-20.28	10.00	3	Vertical	323	2.95	43.72	39.33	8.55	37.88

5.47-5.725GHz_802.11a_Nss1,(6Mbps)_4TX

5720MHz Straddle 5.47-5.725GHz_TX

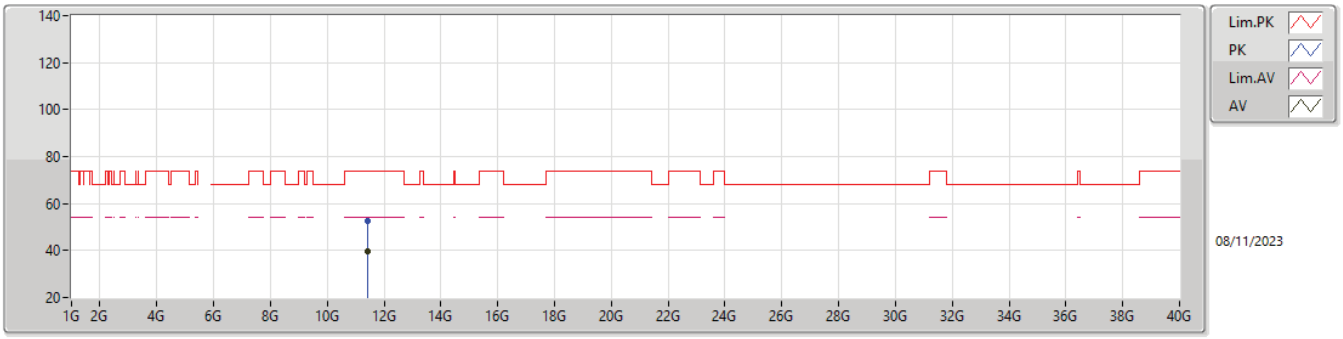

Type	Freq	Level	Limit	Margin	Factor	Dist	Condition	Azimuth	Height	Raw	AF	CL	PA
	(Hz)	(dBuV/m)	(dBuV/m)	(dB)	(dB)	(m)		(°)	(m)	(dBuV)	(dB)	(dB)	(dB)
AV	11.43184G	39.74	54.00	-14.26	10.03	3	Horizontal	323	2.95	29.71	39.37	8.54	37.88
PK	11.43064G	52.57	74.00	-21.43	10.05	3	Horizontal	323	2.95	42.52	39.38	8.54	37.87

5.725-5.85GHz_802.11a_Nss1,(6Mbps)_4TX

5745MHz_TX

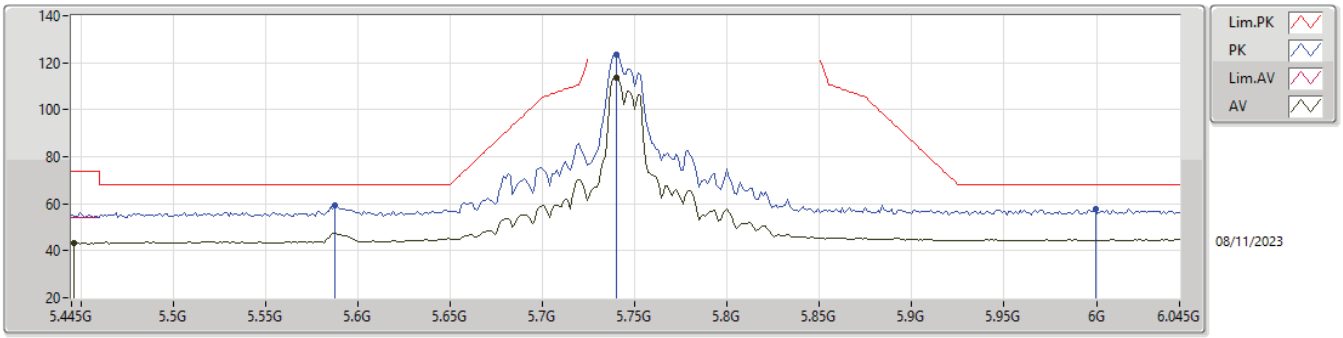

Type	Freq	Level	Limit	Margin	Factor	Dist	Condition	Azimuth	Height	Raw	AF	CL	PA
	(Hz)	(dBuV/m)	(dBuV/m)	(dB)	(dB)	(m)		(°)	(m)	(dBuV)	(dB)	(dB)	(dB)
AV	5.4462G	43.48	54.00	-10.52	1.40	3	Vertical	56	2.61	42.08	33.09	5.63	37.32
AV	5.7402G	113.85	Inf	-Inf	2.58	3	Vertical	56	2.61	111.27	33.96	5.78	37.16
PK	5.5878G	59.07	68.20	-9.13	1.59	3	Vertical	56	2.61	57.48	33.18	5.69	37.28
PK	5.7402G	123.41	Inf	-Inf	2.58	3	Vertical	56	2.61	120.83	33.96	5.78	37.16
PK	5.9994G	57.93	68.20	-10.27	3.45	3	Vertical	56	2.61	54.48	34.50	5.92	36.97

5.725-5.85GHz_802.11a_Nss1,(6Mbps)_4TX

5745MHz_TX

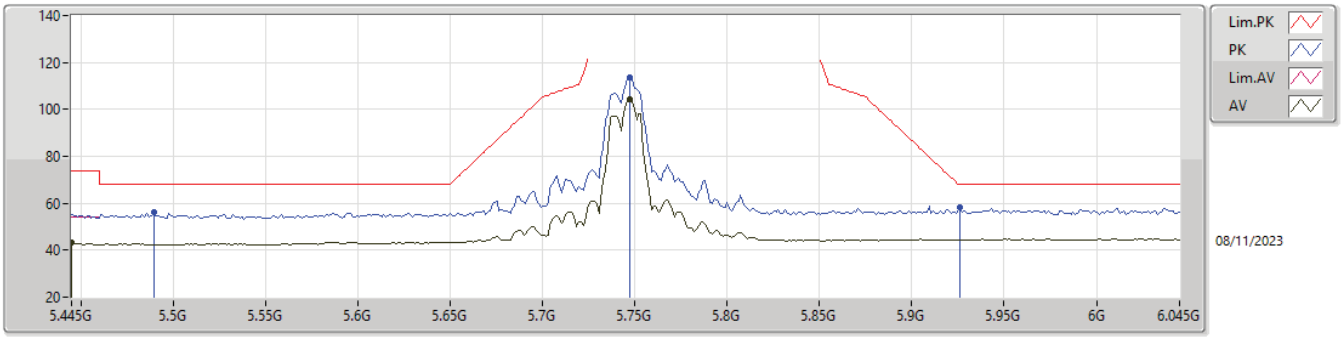

Type	Freq	Level	Limit	Margin	Factor	Dist	Condition	Azimuth	Height	Raw	AF	CL	PA
	(Hz)	(dBuV/m)	(dBuV/m)	(dB)	(dB)	(m)		(°)	(m)	(dBuV)	(dB)	(dB)	(dB)
AV	5.445G	43.39	54.00	-10.61	1.40	3	Horizontal	131	2.47	41.99	33.09	5.63	37.32
AV	5.7474G	104.10	Inf	-Inf	2.61	3	Horizontal	131	2.47	101.49	33.99	5.78	37.16
PK	5.4894G	56.17	68.20	-12.03	1.49	3	Horizontal	131	2.47	54.68	33.18	5.65	37.34
PK	5.7474G	113.65	Inf	-Inf	2.61	3	Horizontal	131	2.47	111.04	33.99	5.78	37.16
PK	5.9262G	58.22	68.20	-9.98	3.36	3	Horizontal	131	2.47	54.86	34.50	5.88	37.02

5.725-5.85GHz_802.11a_Nss1,(6Mbps)_4TX

5745MHz_TX

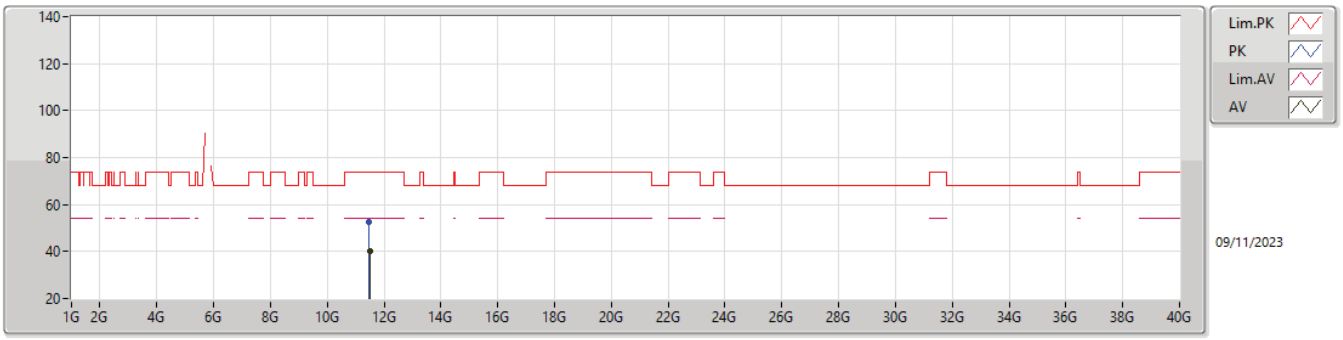

Type	Freq	Level	Limit	Margin	Factor	Dist	Condition	Azimuth	Height	Raw	AF	CL	PA
	(Hz)	(dBuV/m)	(dBuV/m)	(dB)	(dB)	(m)		(°)	(m)	(dBuV)	(dB)	(dB)	(dB)
AV	11.48984G	39.94	54.00	-14.06	10.04	3	Vertical	326	3.00	29.90	39.38	8.57	37.91
PK	11.48148G	52.78	74.00	-21.22	10.02	3	Vertical	326	3.00	42.76	39.36	8.57	37.91

5.725-5.85GHz_802.11a_Nss1,(6Mbps)_4TX

5745MHz_TX

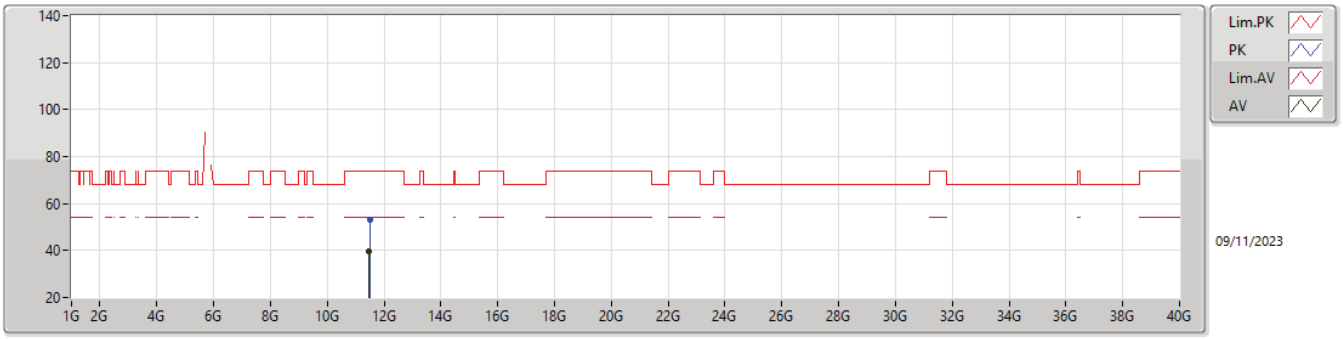

Type	Freq	Level	Limit	Margin	Factor	Dist	Condition	Azimuth	Height	Raw	AF	CL	PA
	(Hz)	(dBuV/m)	(dBuV/m)	(dB)	(dB)	(m)		(°)	(m)	(dBuV)	(dB)	(dB)	(dB)
AV	11.48616G	39.51	54.00	-14.49	10.03	3	Horizontal	323	2.95	29.48	39.37	8.57	37.91
PK	11.48908G	52.98	74.00	-21.02	10.04	3	Horizontal	323	2.95	42.94	39.38	8.57	37.91

5.725-5.85GHz_802.11a_Nss1,(6Mbps)_4TX

5785MHz_TX

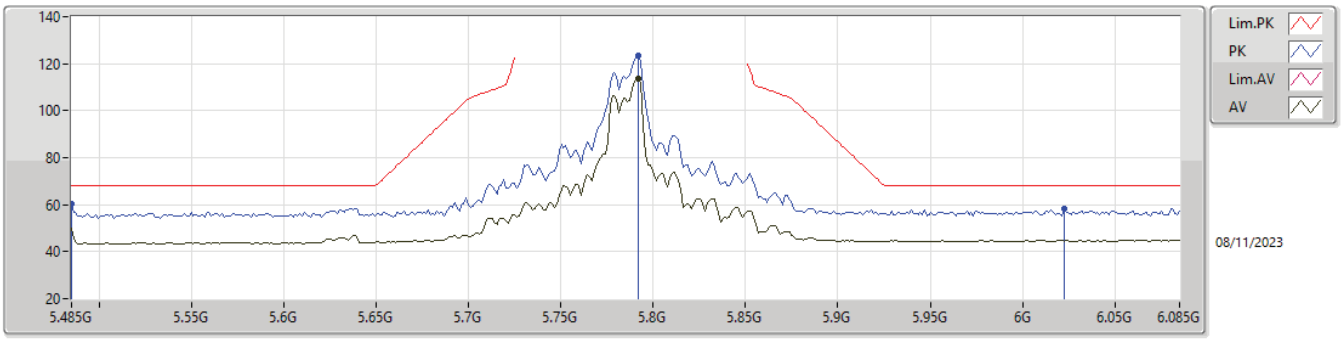

Type	Freq	Level	Limit	Margin	Factor	Dist	Condition	Azimuth	Height	Raw	AF	CL	PA
	(Hz)	(dBuV/m)	(dBuV/m)	(dB)	(dB)	(m)		(°)	(m)	(dBuV)	(dB)	(dB)	(dB)
AV	5.7922G	113.43	Inf	-Inf	2.94	3	Vertical	336	2.57	110.49	34.25	5.81	37.12
PK	5.485G	60.15	68.20	-8.05	1.48	3	Vertical	336	2.57	58.67	33.17	5.65	37.34
PK	5.7922G	123.27	Inf	-Inf	2.94	3	Vertical	336	2.57	120.33	34.25	5.81	37.12
PK	6.0226G	58.43	68.20	-9.77	3.47	3	Vertical	336	2.57	54.96	34.50	5.93	36.96

5.725-5.85GHz_802.11a_Nss1,(6Mbps)_4TX

5785MHz_TX

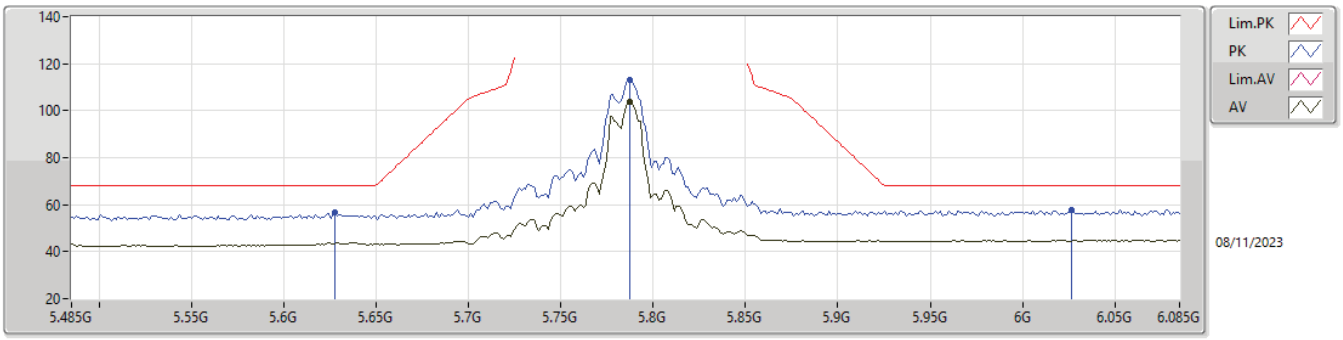

Type	Freq	Level	Limit	Margin	Factor	Dist	Condition	Azimuth	Height	Raw	AF	CL	PA
	(Hz)	(dBuV/m)	(dBuV/m)	(dB)	(dB)	(m)		(°)	(m)	(dBuV)	(dB)	(dB)	(dB)
AV	5.7874G	103.63	Inf	-Inf	2.89	3	Horizontal	130	2.45	100.74	34.22	5.80	37.13
PK	5.6278G	56.59	68.20	-11.61	1.78	3	Horizontal	130	2.45	54.81	33.31	5.72	37.25
PK	5.7874G	113.11	Inf	-Inf	2.89	3	Horizontal	130	2.45	110.22	34.22	5.80	37.13
PK	6.0262G	58.00	68.20	-10.20	3.47	3	Horizontal	130	2.45	54.53	34.50	5.93	36.96

5.725-5.85GHz_802.11a_Nss1,(6Mbps)_4TX

5785MHz_TX

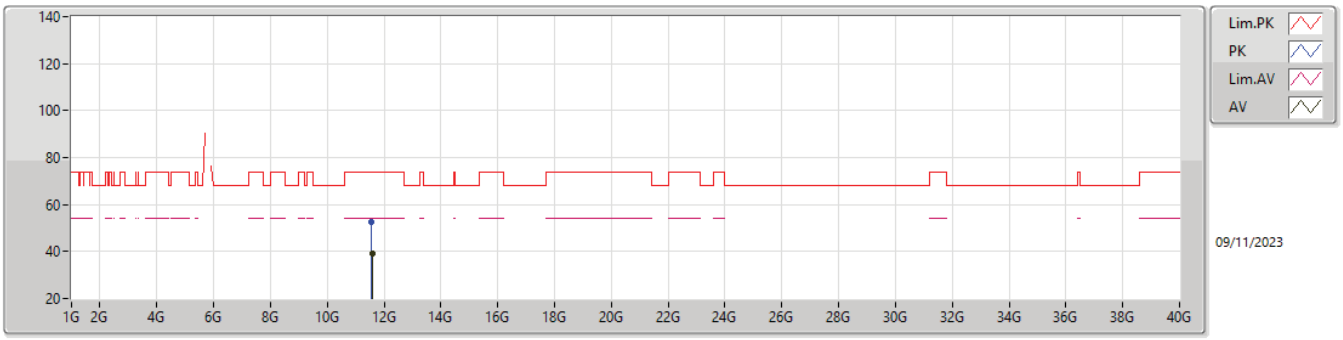

Type	Freq	Level	Limit	Margin	Factor	Dist	Condition	Azimuth	Height	Raw	AF	CL	PA
	(Hz)	(dBuV/m)	(dBuV/m)	(dB)	(dB)	(m)		(°)	(m)	(dBuV)	(dB)	(dB)	(dB)
AV	11.5742G	39.25	54.00	-14.75	9.79	3	Vertical	123	2.75	29.46	39.10	8.61	37.92
PK	11.57084G	52.37	74.00	-21.63	9.81	3	Vertical	123	2.75	42.56	39.12	8.61	37.92

5.725-5.85GHz_802.11a_Nss1,(6Mbps)_4TX

5785MHz_TX

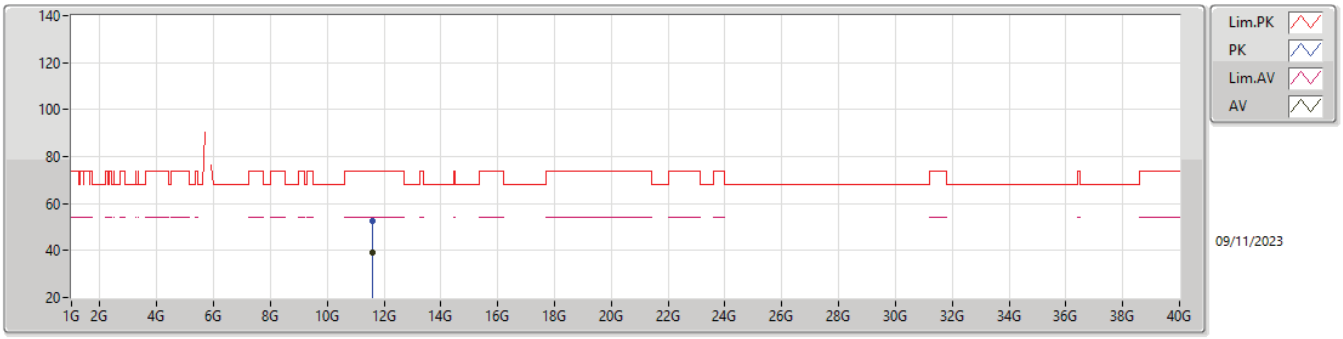

Type	Freq	Level	Limit	Margin	Factor	Dist	Condition	Azimuth	Height	Raw	AF	CL	PA
	(Hz)	(dBuV/m)	(dBuV/m)	(dB)	(dB)	(m)		(°)	(m)	(dBuV)	(dB)	(dB)	(dB)
AV	11.57832G	39.19	54.00	-14.81	9.78	3	Horizontal	123	2.75	29.41	39.09	8.61	37.92
PK	11.57336G	52.43	74.00	-21.57	9.80	3	Horizontal	123	2.75	42.63	39.11	8.61	37.92

5.725-5.85GHz_802.11a_Nss1,(6Mbps)_4TX

5825MHz_TX

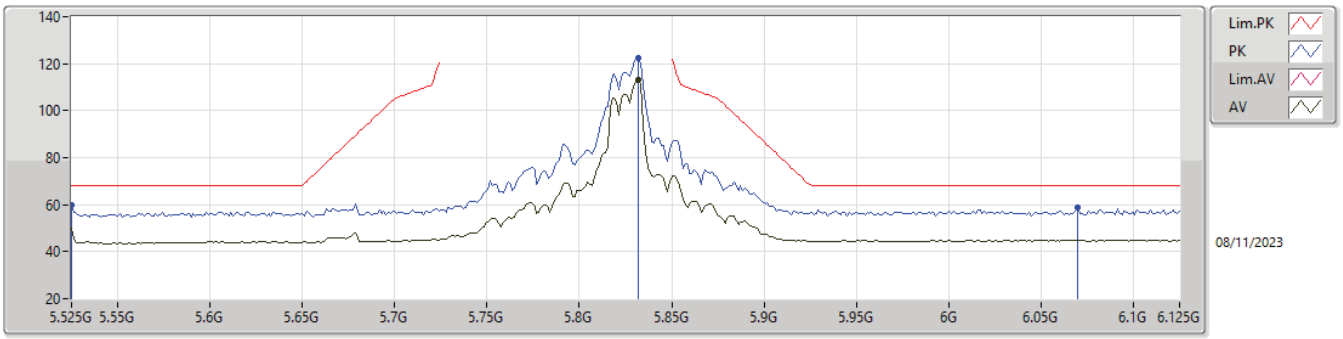

Type	Freq	Level	Limit	Margin	Factor	Dist	Condition	Azimuth	Height	Raw	AF	CL	PA
	(Hz)	(dBuV/m)	(dBuV/m)	(dB)	(dB)	(m)		(°)	(m)	(dBuV)	(dB)	(dB)	(dB)
AV	5.8322G	113.14	Inf	-Inf	3.04	3	Vertical	336	2.68	110.10	34.30	5.83	37.09
PK	5.525G	59.90	68.20	-8.30	1.50	3	Vertical	336	2.68	58.40	33.15	5.67	37.32
PK	5.8322G	122.63	Inf	-Inf	3.04	3	Vertical	336	2.68	119.59	34.30	5.83	37.09
PK	6.0698G	58.63	68.20	-9.57	3.47	3	Vertical	336	2.68	55.16	34.46	5.95	36.94

5.725-5.85GHz_802.11a_Nss1,(6Mbps)_4TX

5825MHz_TX

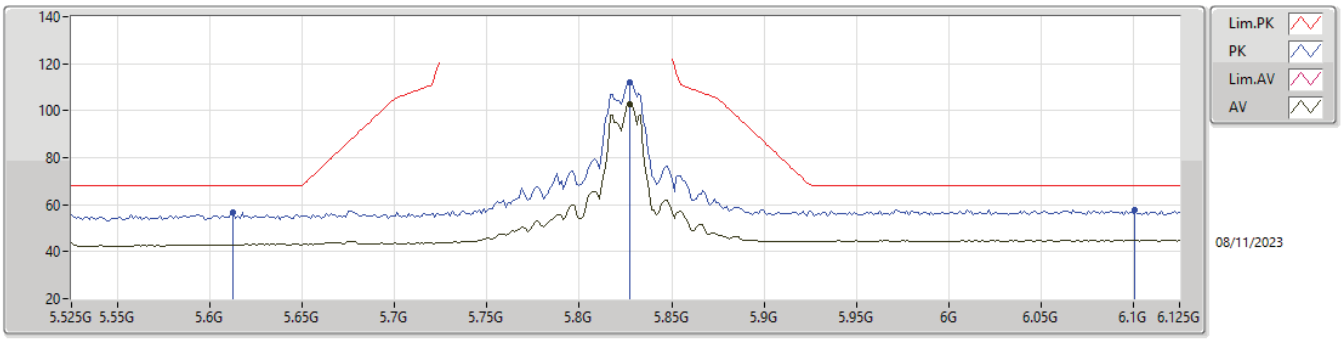

Type	Freq	Level	Limit	Margin	Factor	Dist	Condition	Azimuth	Height	Raw	AF	CL	PA
	(Hz)	(dBuV/m)	(dBuV/m)	(dB)	(dB)	(m)		(°)	(m)	(dBuV)	(dB)	(dB)	(dB)
AV	5.8274G	102.90	Inf	-Inf	3.03	3	Horizontal	130	2.69	99.87	34.30	5.83	37.10
PK	5.6126G	56.62	68.20	-11.58	1.70	3	Horizontal	130	2.69	54.92	33.25	5.71	37.26
PK	5.8274G	112.29	Inf	-Inf	3.03	3	Horizontal	130	2.69	109.26	34.30	5.83	37.10
PK	6.101G	57.89	68.20	-10.31	3.44	3	Horizontal	130	2.69	54.45	34.40	5.97	36.93

5.725-5.85GHz_802.11a_Nss1,(6Mbps)_4TX

5825MHz_TX

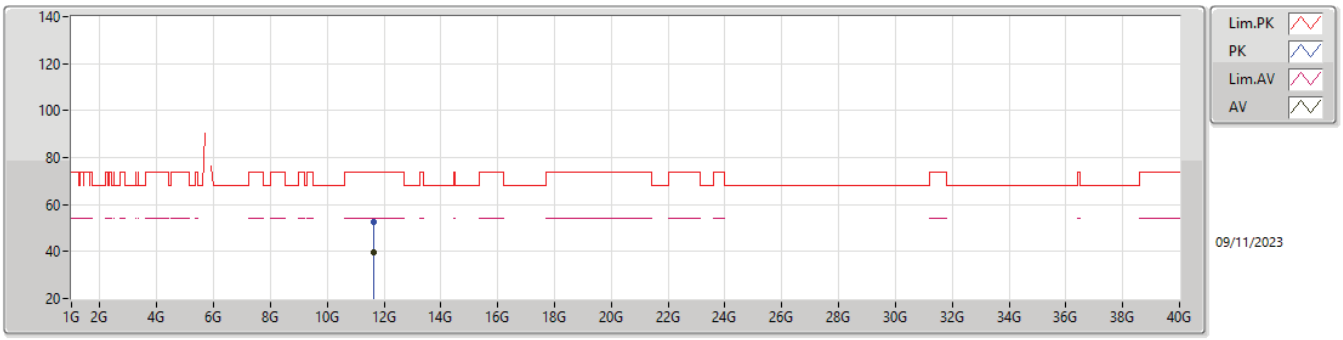

Type	Freq	Level	Limit	Margin	Factor	Dist	Condition	Azimuth	Height	Raw	AF	CL	PA
	(Hz)	(dBuV/m)	(dBuV/m)	(dB)	(dB)	(m)		(°)	(m)	(dBuV)	(dB)	(dB)	(dB)
AV	11.65056G	39.64	54.00	-14.36	9.62	3	Vertical	192	1.55	30.02	38.90	8.65	37.93
PK	11.64316G	52.67	74.00	-21.33	9.62	3	Vertical	192	1.55	43.05	38.91	8.64	37.93

5.725-5.85GHz_802.11a_Nss1,(6Mbps)_4TX

5825MHz_TX

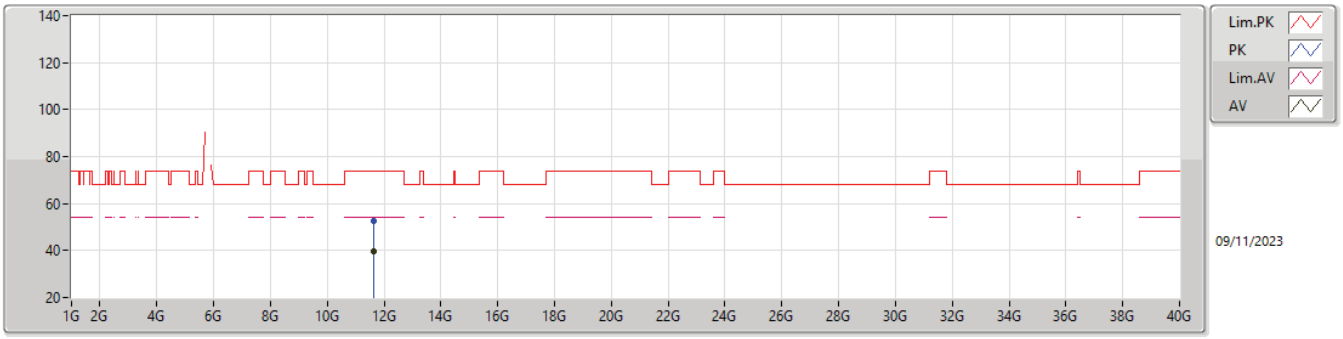

Type	Freq	Level	Limit	Margin	Factor	Dist	Condition	Azimuth	Height	Raw	AF	CL	PA
	(Hz)	(dBuV/m)	(dBuV/m)	(dB)	(dB)	(m)		(°)	(m)	(dBuV)	(dB)	(dB)	(dB)
AV	11.6448G	39.44	54.00	-14.56	9.62	3	Horizontal	192	1.55	29.82	38.91	8.64	37.93
PK	11.64316G	52.82	74.00	-21.18	9.62	3	Horizontal	192	1.55	43.20	38.91	8.64	37.93

5.15-5.25GHz_802.11be EHT20_Nss1,(MCS0)_4TX

5180MHz_TX

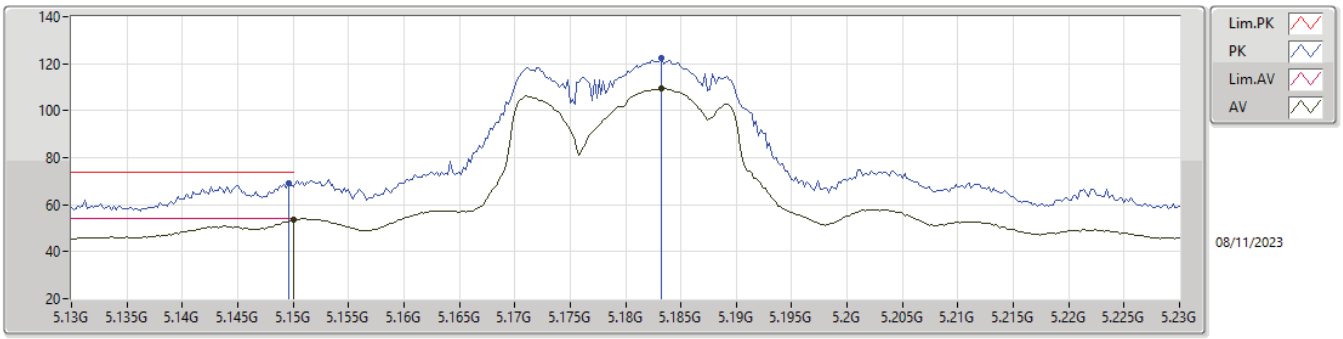

Type	Freq	Level	Limit	Margin	Factor	Dist	Condition	Azimuth	Height	Raw	AF	CL	PA
	(Hz)	(dBuV/m)	(dBuV/m)	(dB)	(dB)	(m)		(°)	(m)	(dBuV)	(dB)	(dB)	(dB)
AV	5.15G	53.44	54.00	-0.56	1.62	3	Vertical	86	2.42	51.82	33.40	5.46	37.24
AV	5.1832G	109.28	Inf	-Inf	1.56	3	Vertical	86	2.42	107.72	33.33	5.48	37.25
PK	5.1496G	69.22	74.00	-4.78	1.62	3	Vertical	86	2.42	67.60	33.40	5.46	37.24
PK	5.1832G	122.41	Inf	-Inf	1.56	3	Vertical	86	2.42	120.85	33.33	5.48	37.25

5.15-5.25GHz_802.11be EHT20_Nss1,(MCS0)_4TX

5180MHz_TX

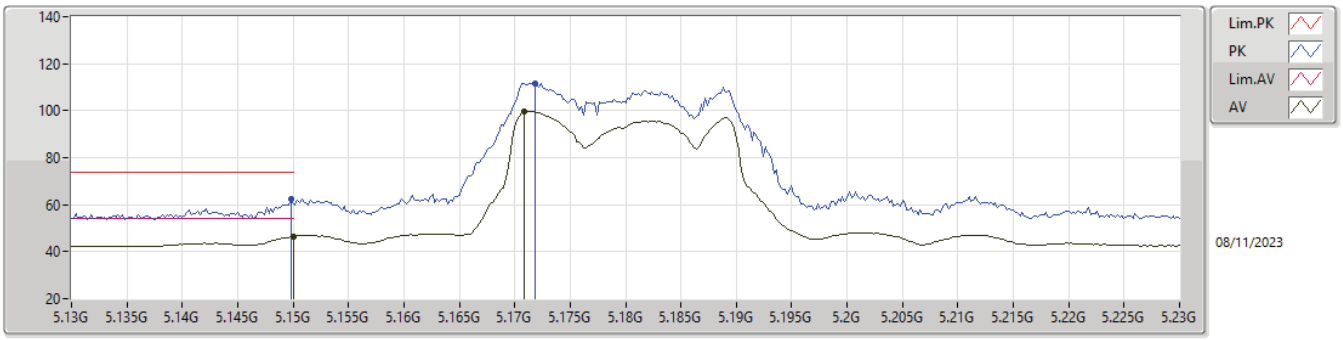

Type	Freq	Level	Limit	Margin	Factor	Dist	Condition	Azimuth	Height	Raw	AF	CL	PA
	(Hz)	(dBuV/m)	(dBuV/m)	(dB)	(dB)	(m)		(°)	(m)	(dBuV)	(dB)	(dB)	(dB)
AV	5.15G	46.45	54.00	-7.55	1.62	3	Horizontal	53	2.49	44.83	33.40	5.46	37.24
AV	5.1708G	99.69	Inf	-Inf	1.58	3	Horizontal	53	2.49	98.11	33.36	5.47	37.25
PK	5.1498G	62.48	74.00	-11.52	1.62	3	Horizontal	53	2.49	60.86	33.40	5.46	37.24
PK	5.1718G	111.76	Inf	-Inf	1.58	3	Horizontal	53	2.49	110.18	33.36	5.47	37.25

5.15-5.25GHz_802.11be EHT20_Nss1,(MCS0)_4TX

5180MHz_TX

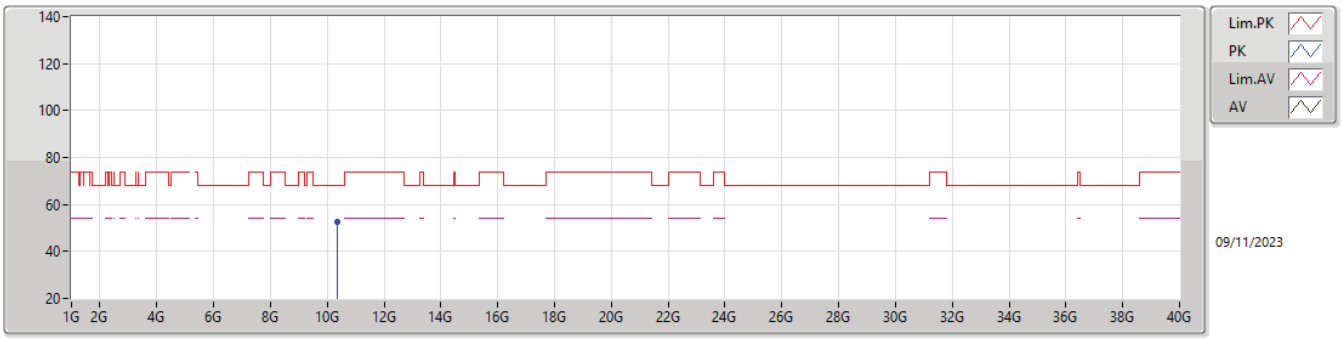

Type	Freq	Level	Limit	Margin	Factor	Dist	Condition	Azimuth	Height	Raw	AF	CL	PA
	(Hz)	(dBuV/m)	(dBuV/m)	(dB)	(dB)	(m)		(°)	(m)	(dBuV)	(dB)	(dB)	(dB)
PK	10.36168G	52.52	68.20	-15.68	9.53	3	Vertical	192	1.55	42.99	39.02	8.04	37.53

5.15-5.25GHz_802.11be EHT20_Nss1,(MCS0)_4TX

5180MHz_TX

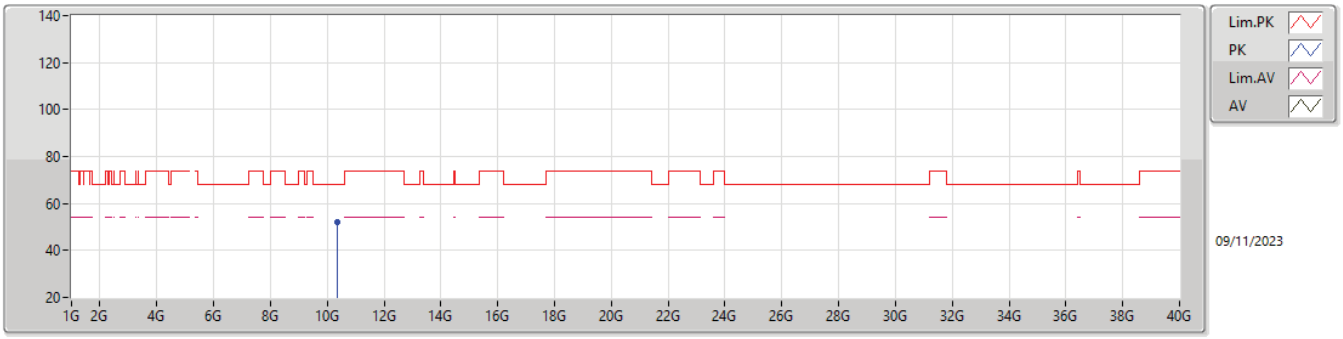

Type	Freq	Level	Limit	Margin	Factor	Dist	Condition	Azimuth	Height	Raw	AF	CL	PA
	(Hz)	(dBuV/m)	(dBuV/m)	(dB)	(dB)	(m)		(°)	(m)	(dBuV)	(dB)	(dB)	(dB)
PK	10.36168G	52.14	68.20	-16.06	9.53	3	Horizontal	192	1.55	42.61	39.02	8.04	37.53

5.15-5.25GHz_802.11be EHT20_Nss1,(MCS0)_4TX

5200MHz_TX

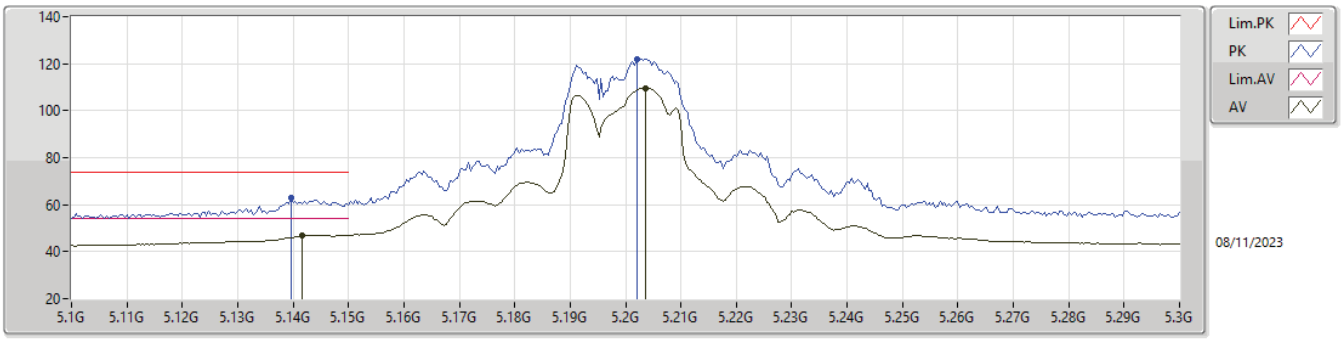

Type	Freq	Level	Limit	Margin	Factor	Dist	Condition	Azimuth	Height	Raw	AF	CL	PA
	(Hz)	(dBuV/m)	(dBuV/m)	(dB)	(dB)	(m)		(°)	(m)	(dBuV)	(dB)	(dB)	(dB)
AV	5.1416G	46.92	54.00	-7.08	1.62	3	Vertical	83	2.54	45.30	33.40	5.46	37.24
AV	5.2036G	109.65	Inf	-Inf	1.52	3	Vertical	83	2.54	108.13	33.29	5.49	37.26
PK	5.1396G	63.09	74.00	-10.91	1.62	3	Vertical	83	2.54	61.47	33.40	5.46	37.24
PK	5.202G	121.70	Inf	-Inf	1.52	3	Vertical	83	2.54	120.18	33.29	5.49	37.26

5.15-5.25GHz_802.11be EHT20_Nss1,(MCS0)_4TX

5200MHz_TX

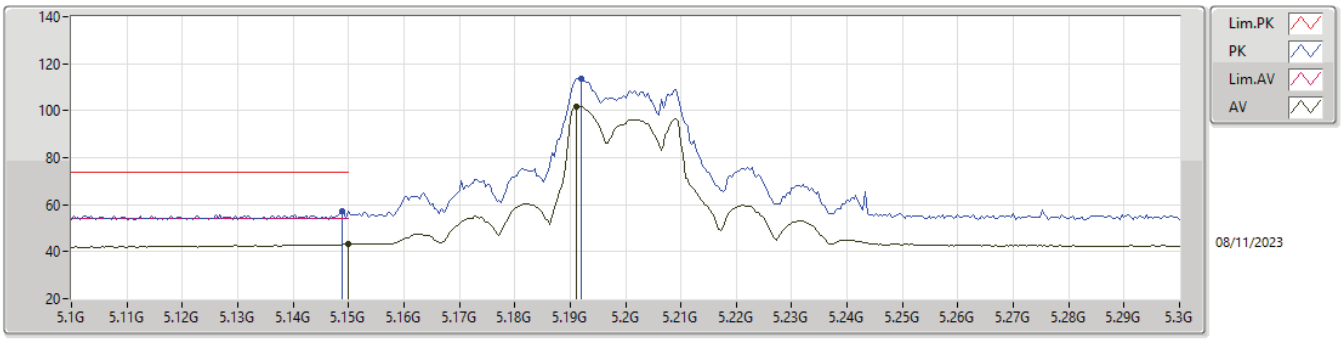

Type	Freq	Level	Limit	Margin	Factor	Dist	Condition	Azimuth	Height	Raw	AF	CL	PA
	(Hz)	(dBuV/m)	(dBuV/m)	(dB)	(dB)	(m)		(°)	(m)	(dBuV)	(dB)	(dB)	(dB)
AV	5.15G	43.24	54.00	-10.76	1.62	3	Horizontal	54	2.66	41.62	33.40	5.46	37.24
AV	5.1912G	101.77	Inf	-Inf	1.56	3	Horizontal	54	2.66	100.21	33.32	5.49	37.25
PK	5.1488G	57.25	74.00	-16.75	1.62	3	Horizontal	54	2.66	55.63	33.40	5.46	37.24
PK	5.192G	113.72	Inf	-Inf	1.56	3	Horizontal	54	2.66	112.16	33.32	5.49	37.25

5.15-5.25GHz_802.11be EHT20_Nss1,(MCS0)_4TX

5200MHz_TX

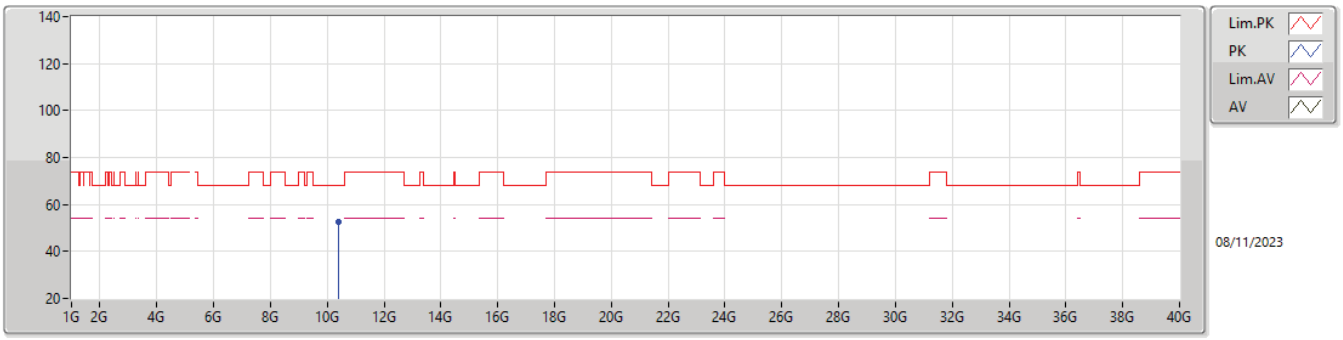

Type	Freq	Level	Limit	Margin	Factor	Dist	Condition	Azimuth	Height	Raw	AF	CL	PA
	(Hz)	(dBuV/m)	(dBuV/m)	(dB)	(dB)	(m)		(°)	(m)	(dBuV)	(dB)	(dB)	(dB)
PK	10.40864G	52.70	68.20	-15.50	9.64	3	Vertical	192	1.55	43.06	39.10	8.06	37.52

5.15-5.25GHz_802.11be EHT20_Nss1,(MCS0)_4TX

5200MHz_TX

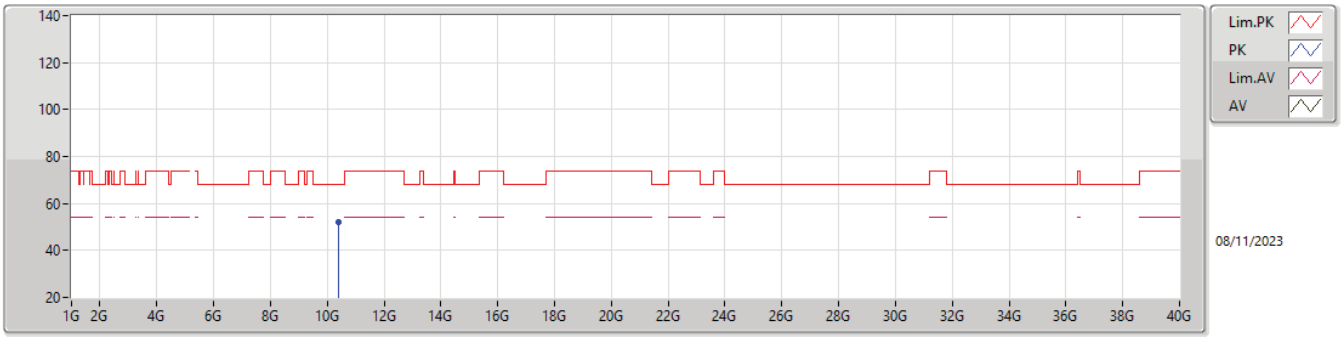

Type	Freq	Level	Limit	Margin	Factor	Dist	Condition	Azimuth	Height	Raw	AF	CL	PA
	(Hz)	(dBuV/m)	(dBuV/m)	(dB)	(dB)	(m)		(°)	(m)	(dBuV)	(dB)	(dB)	(dB)
PK	10.40216G	52.05	68.20	-16.15	9.64	3	Horizontal	192	1.55	42.41	39.10	8.06	37.52

5.15-5.25GHz_802.11be EHT20_Nss1,(MCS0)_4TX

5240MHz_TX

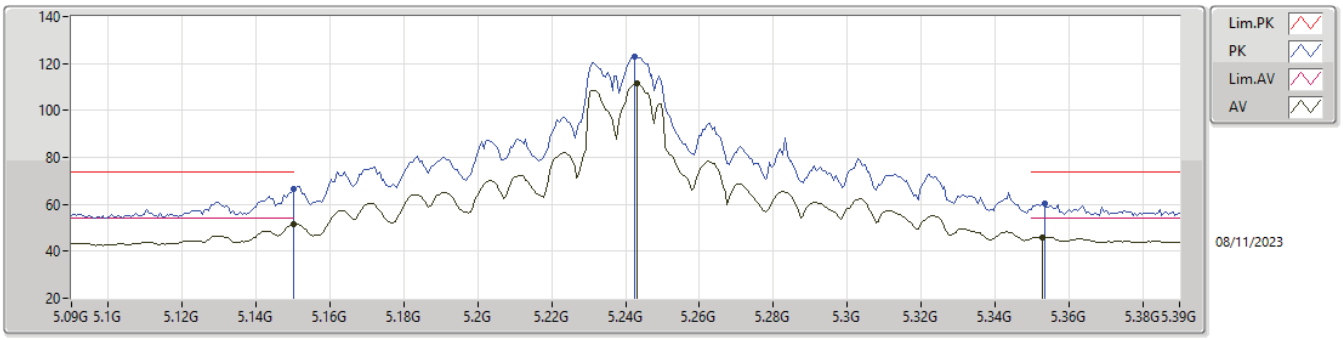

Type	Freq	Level	Limit	Margin	Factor	Dist	Condition	Azimuth	Height	Raw	AF	CL	PA
	(Hz)	(dBuV/m)	(dBuV/m)	(dB)	(dB)	(m)		(°)	(m)	(dBuV)	(dB)	(dB)	(dB)
AV	5.15G	51.38	54.00	-2.62	1.62	3	Vertical	87	2.59	49.76	33.40	5.46	37.24
AV	5.243G	111.36	Inf	-Inf	1.38	3	Vertical	87	2.59	109.98	33.13	5.52	37.27
AV	5.3528G	46.12	54.00	-7.88	1.28	3	Vertical	87	2.59	44.84	33.00	5.58	37.30
PK	5.15G	66.40	74.00	-7.60	1.62	3	Vertical	87	2.59	64.78	33.40	5.46	37.24
PK	5.2424G	122.99	Inf	-Inf	1.38	3	Vertical	87	2.59	121.61	33.13	5.52	37.27
PK	5.3534G	60.36	74.00	-13.64	1.28	3	Vertical	87	2.59	59.08	33.00	5.58	37.30

5.15-5.25GHz_802.11be EHT20_Nss1,(MCS0)_4TX

5240MHz_TX

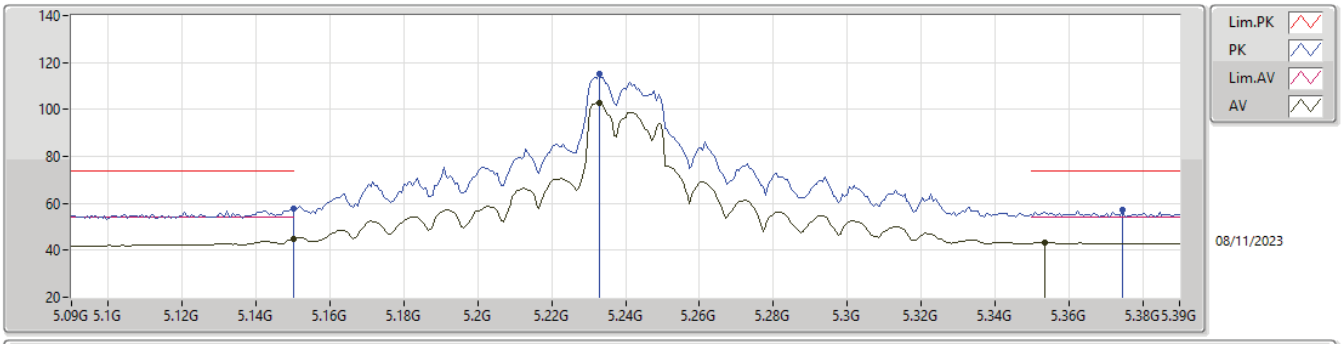

Type	Freq	Level	Limit	Margin	Factor	Dist	Condition	Azimuth	Height	Raw	AF	CL	PA
	(Hz)	(dBuV/m)	(dBuV/m)	(dB)	(dB)	(m)		(°)	(m)	(dBuV)	(dB)	(dB)	(dB)
AV	5.15G	44.63	54.00	-9.37	1.62	3	Horizontal	55	2.54	43.01	33.40	5.46	37.24
AV	5.2328G	102.65	Inf	-Inf	1.41	3	Horizontal	55	2.54	101.24	33.17	5.51	37.27
AV	5.3534G	43.45	54.00	-10.55	1.28	3	Horizontal	55	2.54	42.17	33.00	5.58	37.30
PK	5.15G	57.82	74.00	-16.18	1.62	3	Horizontal	55	2.54	56.20	33.40	5.46	37.24
PK	5.2328G	115.09	Inf	-Inf	1.41	3	Horizontal	55	2.54	113.68	33.17	5.51	37.27
PK	5.3744G	57.37	74.00	-16.63	1.29	3	Horizontal	55	2.54	56.08	33.00	5.59	37.30

5.15-5.25GHz_802.11be EHT20_Nss1,(MCS0)_4TX

5240MHz_TX

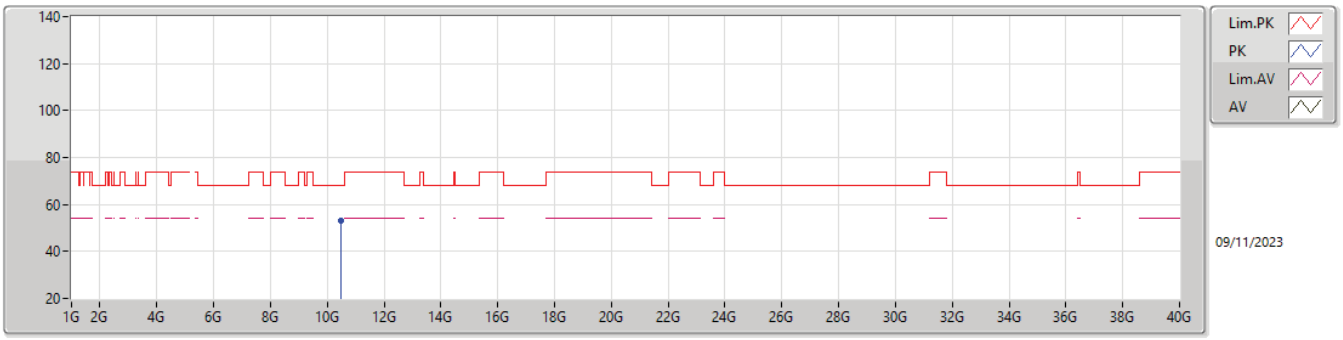

Type	Freq	Level	Limit	Margin	Factor	Dist	Condition	Azimuth	Height	Raw	AF	CL	PA
	(Hz)	(dBuV/m)	(dBuV/m)	(dB)	(dB)	(m)		(°)	(m)	(dBuV)	(dB)	(dB)	(dB)
PK	10.483G	52.95	68.20	-15.25	9.63	3	Vertical	192	1.55	43.32	39.03	8.10	37.50

5.15-5.25GHz_802.11be EHT20_Nss1,(MCS0)_4TX

5240MHz_TX

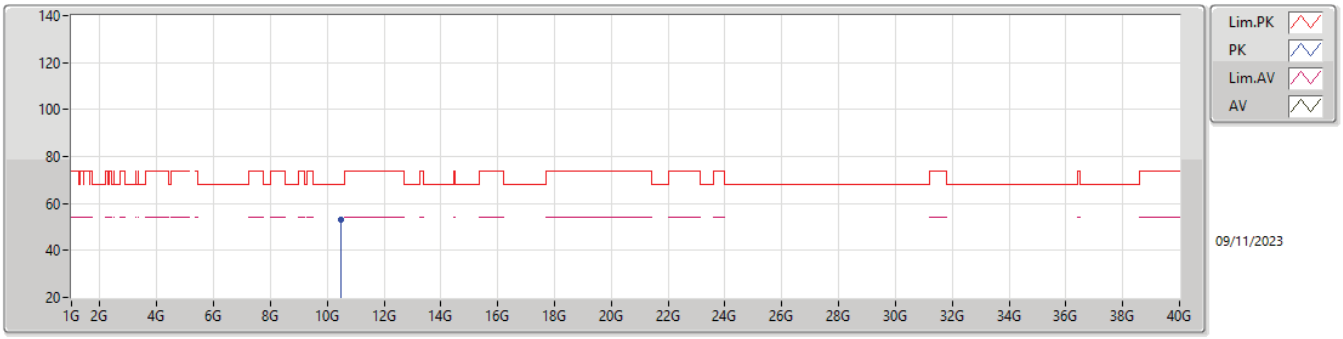

Type	Freq	Level	Limit	Margin	Factor	Dist	Condition	Azimuth	Height	Raw	AF	CL	PA
	(Hz)	(dBuV/m)	(dBuV/m)	(dB)	(dB)	(m)		(°)	(m)	(dBuV)	(dB)	(dB)	(dB)
PK	10.47104G	53.16	68.20	-15.04	9.64	3	Horizontal	192	1.55	43.52	39.06	8.09	37.51

5.25-5.35GHz_802.11be EHT20_Nss1,(MCS0)_4TX

5260MHz_TX

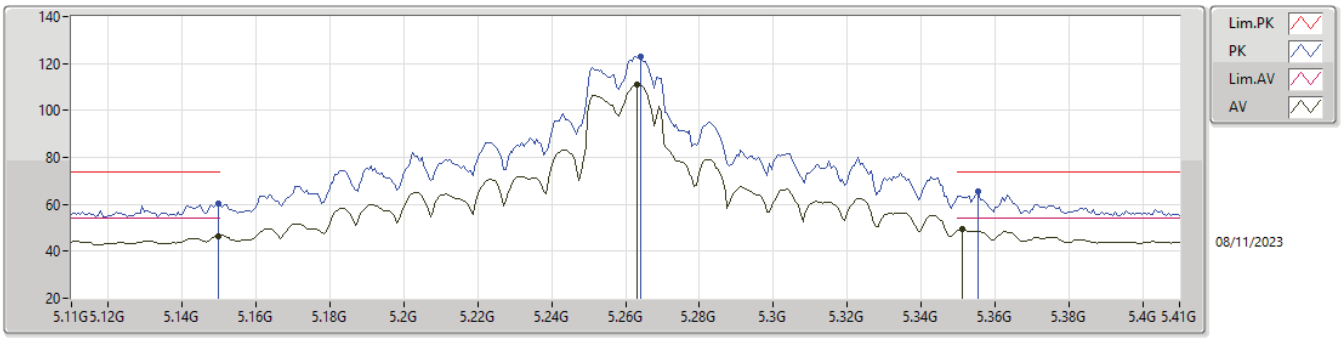

Type	Freq	Level	Limit	Margin	Factor	Dist	Condition	Azimuth	Height	Raw	AF	CL	PA
	(Hz)	(dBuV/m)	(dBuV/m)	(dB)	(dB)	(m)		(°)	(m)	(dBuV)	(dB)	(dB)	(dB)
AV	5.1496G	46.55	54.00	-7.45	1.62	3	Vertical	88	2.27	44.93	33.40	5.46	37.24
AV	5.263G	111.15	Inf	-Inf	1.33	3	Vertical	88	2.27	109.82	33.07	5.53	37.27
AV	5.3512G	49.29	54.00	-4.71	1.28	3	Vertical	88	2.27	48.01	33.00	5.58	37.30
PK	5.1496G	60.30	74.00	-13.70	1.62	3	Vertical	88	2.27	58.68	33.40	5.46	37.24
PK	5.2642G	123.11	Inf	-Inf	1.33	3	Vertical	88	2.27	121.78	33.07	5.53	37.27
PK	5.3554G	65.38	74.00	-8.62	1.28	3	Vertical	88	2.27	64.10	33.00	5.58	37.30

5.25-5.35GHz_802.11be EHT20_Nss1,(MCS0)_4TX

5260MHz_TX

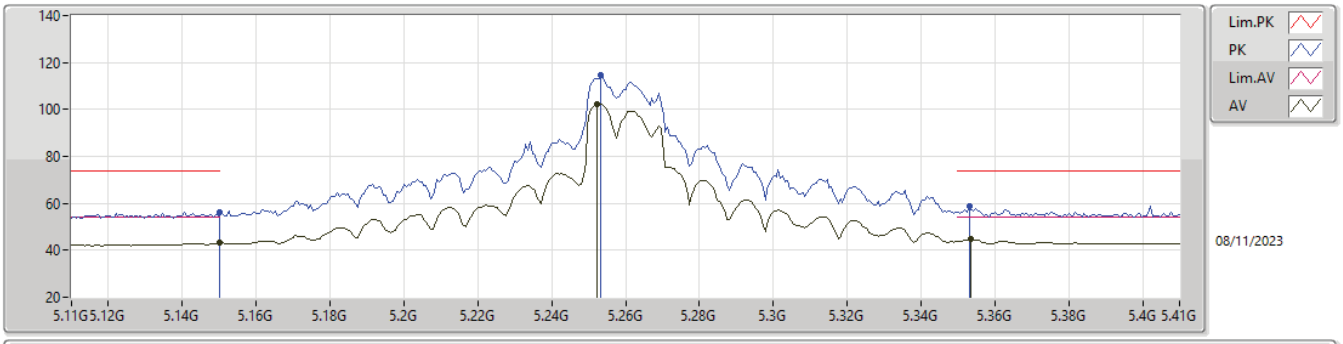

Type	Freq	Level	Limit	Margin	Factor	Dist	Condition	Azimuth	Height	Raw	AF	CL	PA
	(Hz)	(dBuV/m)	(dBuV/m)	(dB)	(dB)	(m)		(°)	(m)	(dBuV)	(dB)	(dB)	(dB)
AV	5.15G	43.10	54.00	-10.90	1.62	3	Horizontal	56	2.56	41.48	33.40	5.46	37.24
AV	5.2522G	102.17	Inf	-Inf	1.35	3	Horizontal	56	2.56	100.82	33.10	5.52	37.27
AV	5.3536G	44.60	54.00	-9.40	1.28	3	Horizontal	56	2.56	43.32	33.00	5.58	37.30
PK	5.15G	56.36	74.00	-17.64	1.62	3	Horizontal	56	2.56	54.74	33.40	5.46	37.24
PK	5.2534G	114.75	Inf	-Inf	1.34	3	Horizontal	56	2.56	113.41	33.09	5.52	37.27
PK	5.353G	58.62	74.00	-15.38	1.28	3	Horizontal	56	2.56	57.34	33.00	5.58	37.30

5.25-5.35GHz_802.11be EHT20_Nss1,(MCS0)_4TX

5260MHz_TX

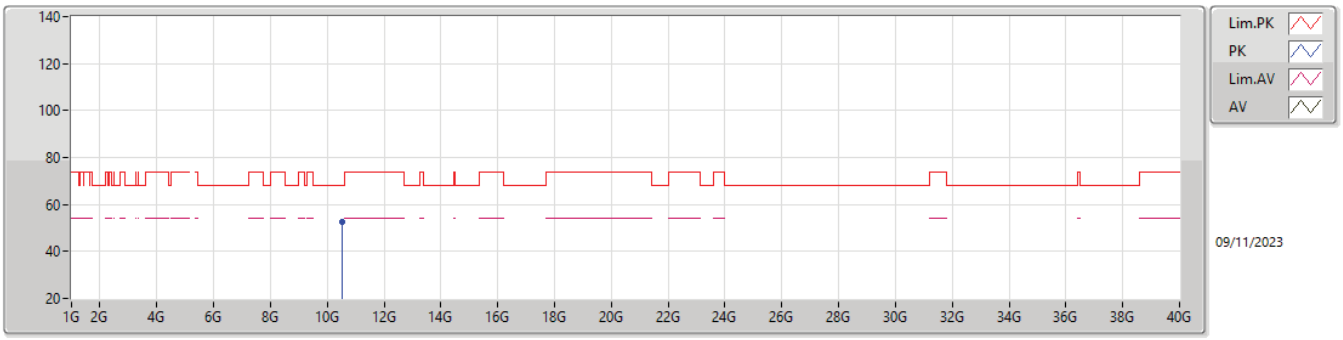

Type	Freq	Level	Limit	Margin	Factor	Dist	Condition	Azimuth	Height	Raw	AF	CL	PA
	(Hz)	(dBuV/m)	(dBuV/m)	(dB)	(dB)	(m)		(°)	(m)	(dBuV)	(dB)	(dB)	(dB)
PK	10.51608G	52.40	68.20	-15.80	9.61	3	Vertical	192	1.55	42.79	39.00	8.11	37.50

5.25-5.35GHz_802.11be EHT20_Nss1,(MCS0)_4TX

5260MHz_TX

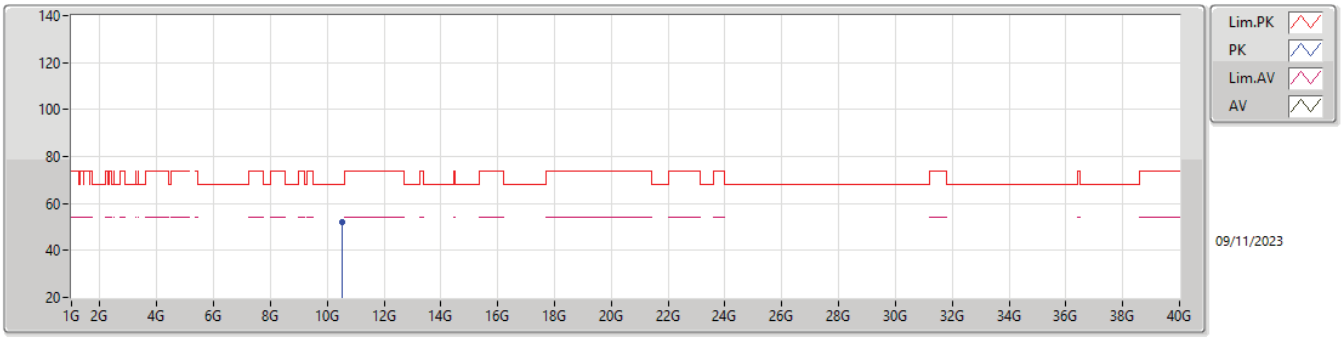

Type	Freq	Level	Limit	Margin	Factor	Dist	Condition	Azimuth	Height	Raw	AF	CL	PA
	(Hz)	(dBuV/m)	(dBuV/m)	(dB)	(dB)	(m)		(°)	(m)	(dBuV)	(dB)	(dB)	(dB)
PK	10.51152G	52.24	68.20	-15.96	9.61	3	Horizontal	192	1.55	42.63	39.00	8.11	37.50

5.25-5.35GHz_802.11be EHT20_Nss1,(MCS0)_4TX

5300MHz_TX

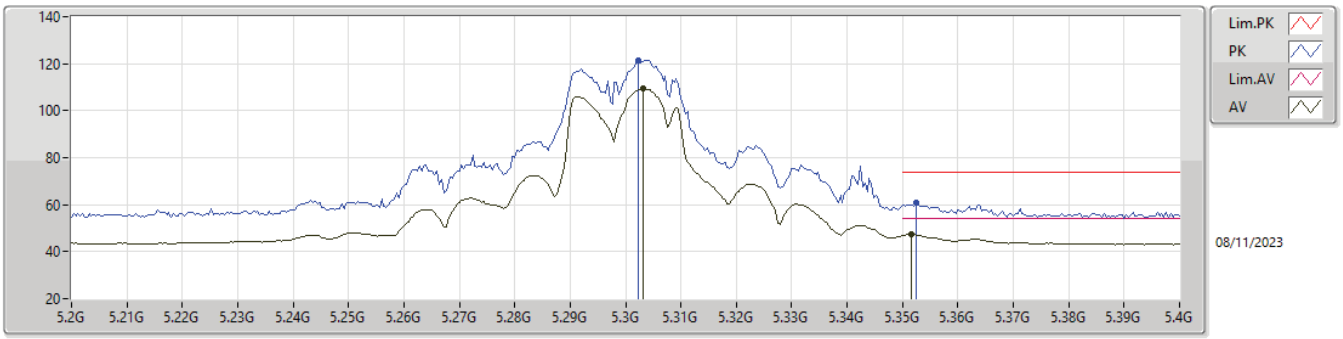

Type	Freq	Level	Limit	Margin	Factor	Dist	Condition	Azimuth	Height	Raw	AF	CL	PA
	(Hz)	(dBuV/m)	(dBuV/m)	(dB)	(dB)	(m)		(°)	(m)	(dBuV)	(dB)	(dB)	(dB)
AV	5.3032G	109.39	Inf	-Inf	1.27	3	Vertical	85	2.71	108.12	33.00	5.55	37.28
AV	5.3516G	47.25	54.00	-6.75	1.28	3	Vertical	85	2.71	45.97	33.00	5.58	37.30
PK	5.3024G	121.60	Inf	-Inf	1.27	3	Vertical	85	2.71	120.33	33.00	5.55	37.28
PK	5.3524G	60.82	74.00	-13.18	1.28	3	Vertical	85	2.71	59.54	33.00	5.58	37.30

5.25-5.35GHz_802.11be EHT20_Nss1,(MCS0)_4TX

5300MHz_TX

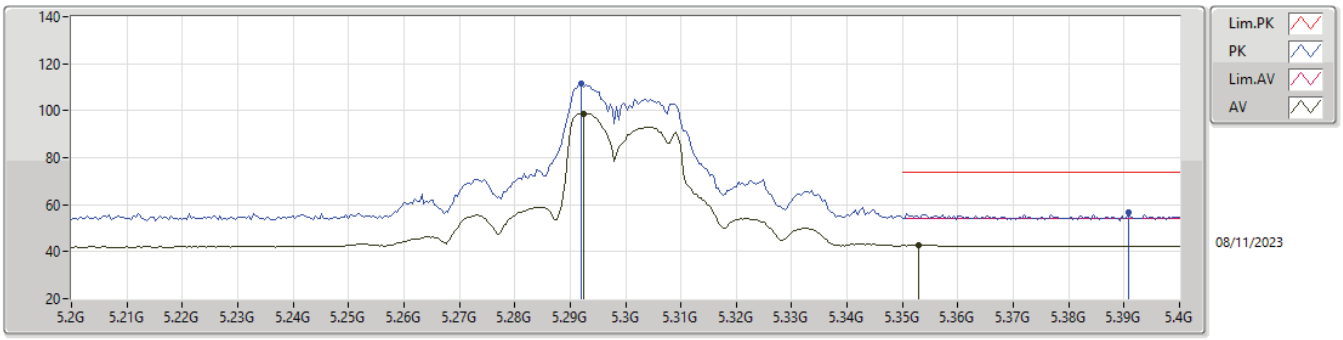

Type	Freq	Level	Limit	Margin	Factor	Dist	Condition	Azimuth	Height	Raw	AF	CL	PA
	(Hz)	(dBuV/m)	(dBuV/m)	(dB)	(dB)	(m)		(°)	(m)	(dBuV)	(dB)	(dB)	(dB)
AV	5.2924G	98.87	Inf	-Inf	1.29	3	Horizontal	54	1.00	97.58	33.02	5.55	37.28
AV	5.3528G	42.98	54.00	-11.02	1.28	3	Horizontal	54	1.00	41.70	33.00	5.58	37.30
PK	5.292G	111.44	Inf	-Inf	1.29	3	Horizontal	54	1.00	110.15	33.02	5.55	37.28
PK	5.3908G	56.96	74.00	-17.04	1.29	3	Horizontal	54	1.00	55.67	33.00	5.60	37.31

5.25-5.35GHz_802.11be EHT20_Nss1,(MCS0)_4TX

5300MHz_TX

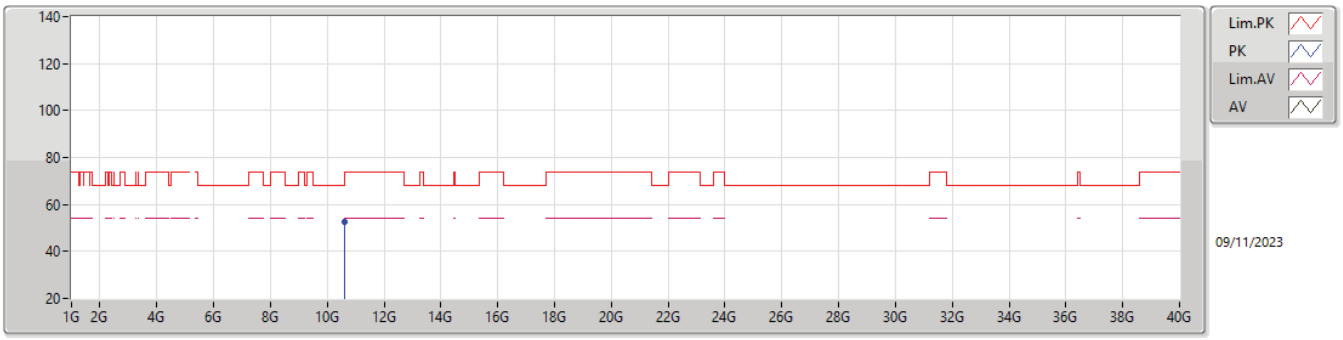

Type	Freq	Level	Limit	Margin	Factor	Dist	Condition	Azimuth	Height	Raw	AF	CL	PA
	(Hz)	(dBuV/m)	(dBuV/m)	(dB)	(dB)	(m)		(°)	(m)	(dBuV)	(dB)	(dB)	(dB)
PK	10.59004G	52.53	68.20	-15.67	9.95	3	Vertical	192	1.55	42.58	39.32	8.15	37.52

5.25-5.35GHz_802.11be EHT20_Nss1,(MCS0)_4TX

5300MHz_TX

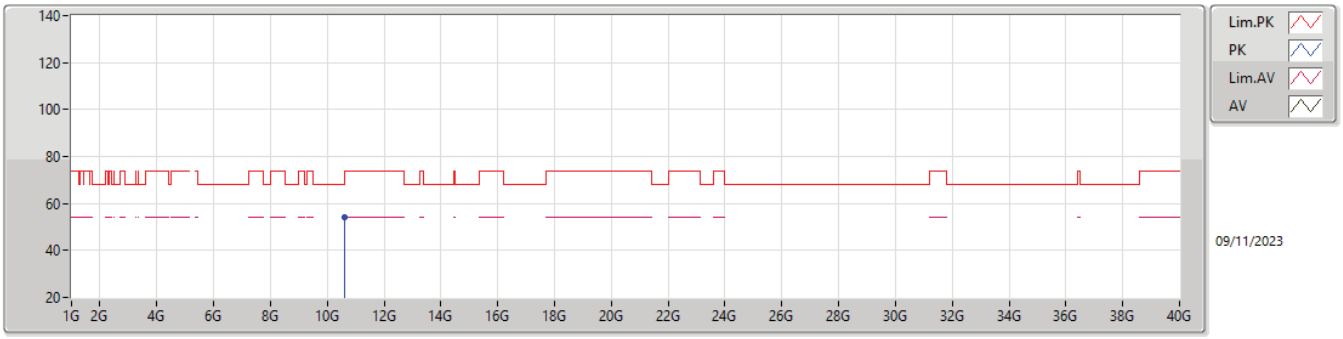

Type	Freq	Level	Limit	Margin	Factor	Dist	Condition	Azimuth	Height	Raw	AF	CL	PA
	(Hz)	(dBuV/m)	(dBuV/m)	(dB)	(dB)	(m)		(°)	(m)	(dBuV)	(dB)	(dB)	(dB)
PK	10.60064G	54.00	74.00	-20.00	10.03	3	Horizontal	192	1.55	43.97	39.40	8.15	37.52

5.25-5.35GHz_802.11be EHT20_Nss1,(MCS0)_4TX

5320MHz_TX

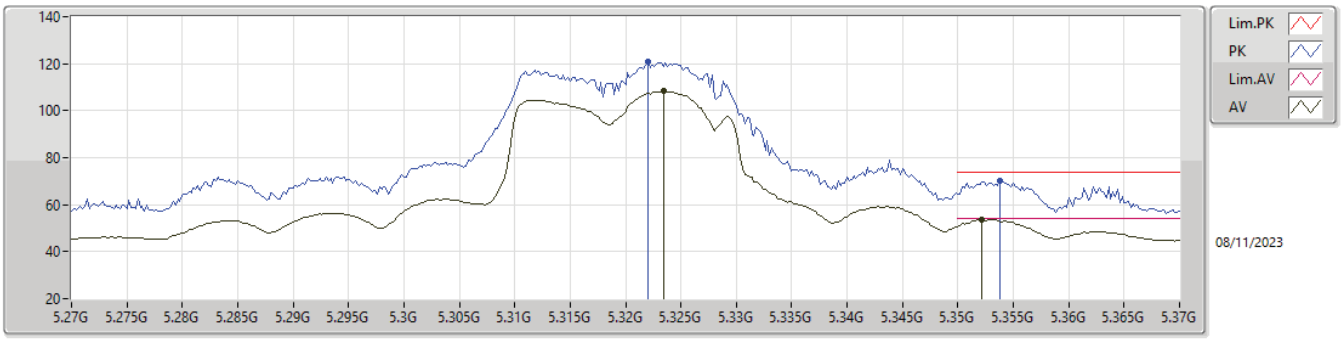

Type	Freq	Level	Limit	Margin	Factor	Dist	Condition	Azimuth	Height	Raw	AF	CL	PA
	(Hz)	(dBuV/m)	(dBuV/m)	(dB)	(dB)	(m)		(°)	(m)	(dBuV)	(dB)	(dB)	(dB)
AV	5.3234G	108.26	Inf	-Inf	1.27	3	Vertical	86	2.35	106.99	33.00	5.56	37.29
AV	5.3522G	53.54	54.00	-0.46	1.28	3	Vertical	86	2.35	52.26	33.00	5.58	37.30
PK	5.322G	120.70	Inf	-Inf	1.27	3	Vertical	86	2.35	119.43	33.00	5.56	37.29
PK	5.3538G	70.17	74.00	-3.83	1.28	3	Vertical	86	2.35	68.89	33.00	5.58	37.30

5.25-5.35GHz_802.11be EHT20_Nss1,(MCS0)_4TX

5320MHz_TX

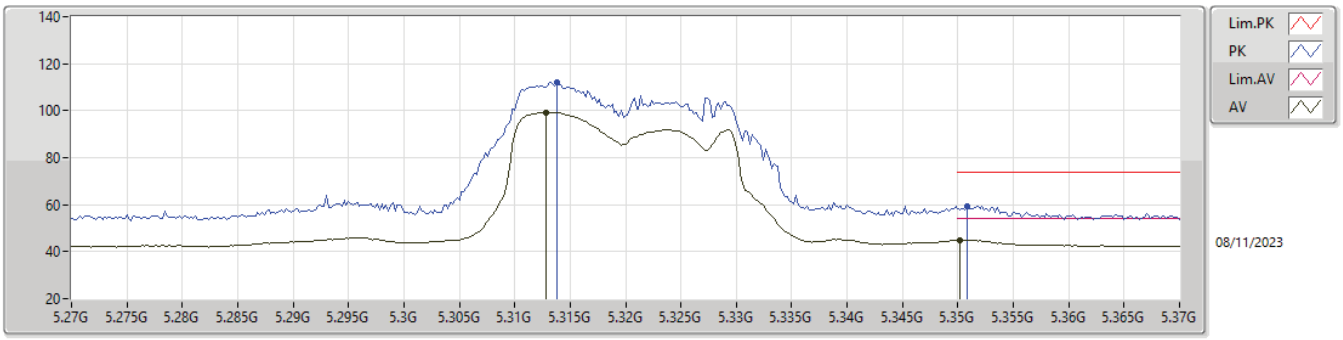

Type	Freq	Level	Limit	Margin	Factor	Dist	Condition	Azimuth	Height	Raw	AF	CL	PA
	(Hz)	(dBuV/m)	(dBuV/m)	(dB)	(dB)	(m)		(°)	(m)	(dBuV)	(dB)	(dB)	(dB)
AV	5.3128G	99.23	Inf	-Inf	1.27	3	Horizontal	136	2.41	97.96	33.00	5.56	37.29
AV	5.3502G	44.93	54.00	-9.07	1.28	3	Horizontal	136	2.41	43.65	33.00	5.58	37.30
PK	5.3138G	111.94	Inf	-Inf	1.27	3	Horizontal	136	2.41	110.67	33.00	5.56	37.29
PK	5.3508G	59.48	74.00	-14.52	1.28	3	Horizontal	136	2.41	58.20	33.00	5.58	37.30

5.25-5.35GHz_802.11be EHT20_Nss1,(MCS0)_4TX

5320MHz_TX

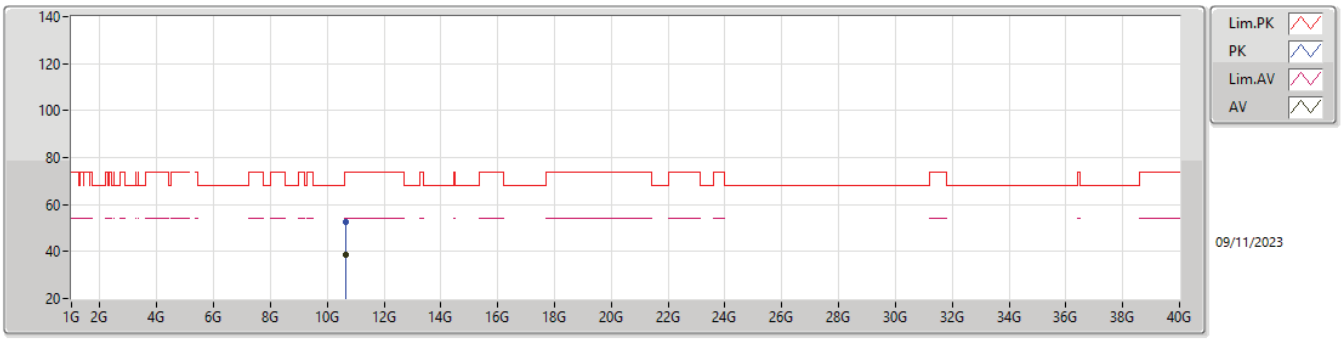

Type	Freq	Level	Limit	Margin	Factor	Dist	Condition	Azimuth	Height	Raw	AF	CL	PA
	(Hz)	(dBuV/m)	(dBuV/m)	(dB)	(dB)	(m)		(°)	(m)	(dBuV)	(dB)	(dB)	(dB)
AV	10.6444G	38.85	54.00	-15.15	10.22	3	Vertical	192	1.55	28.63	39.58	8.17	37.53
PK	10.6412G	52.44	74.00	-21.56	10.20	3	Vertical	192	1.55	42.24	39.56	8.17	37.53

5.25-5.35GHz_802.11be EHT20_Nss1,(MCS0)_4TX

5320MHz_TX

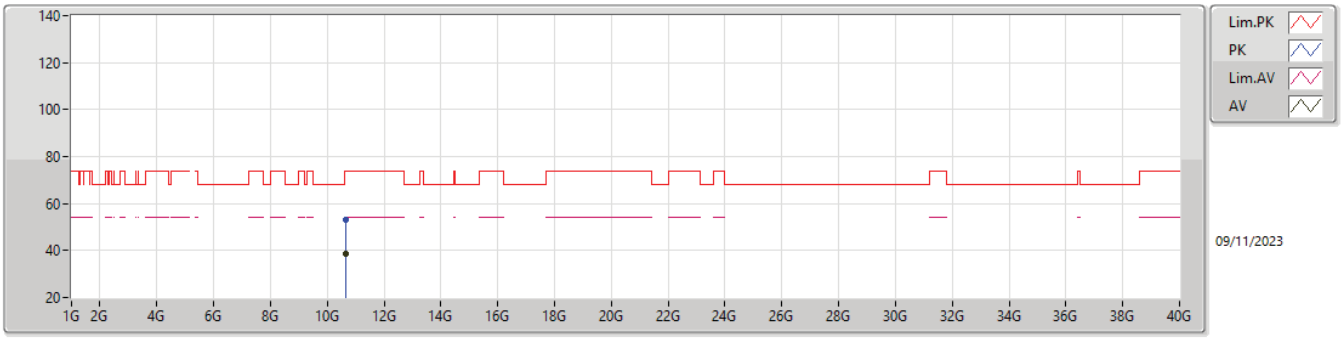

Type	Freq	Level	Limit	Margin	Factor	Dist	Condition	Azimuth	Height	Raw	AF	CL	PA
	(Hz)	(dBuV/m)	(dBuV/m)	(dB)	(dB)	(m)		(°)	(m)	(dBuV)	(dB)	(dB)	(dB)
AV	10.64544G	38.84	54.00	-15.16	10.22	3	Horizontal	192	1.55	28.62	39.58	8.17	37.53
PK	10.63804G	53.00	74.00	-21.00	10.20	3	Horizontal	192	1.55	42.80	39.55	8.17	37.52

5.47-5.725GHz_802.11be EHT20_Nss1,(MCS0)_4TX

5500MHz_TX

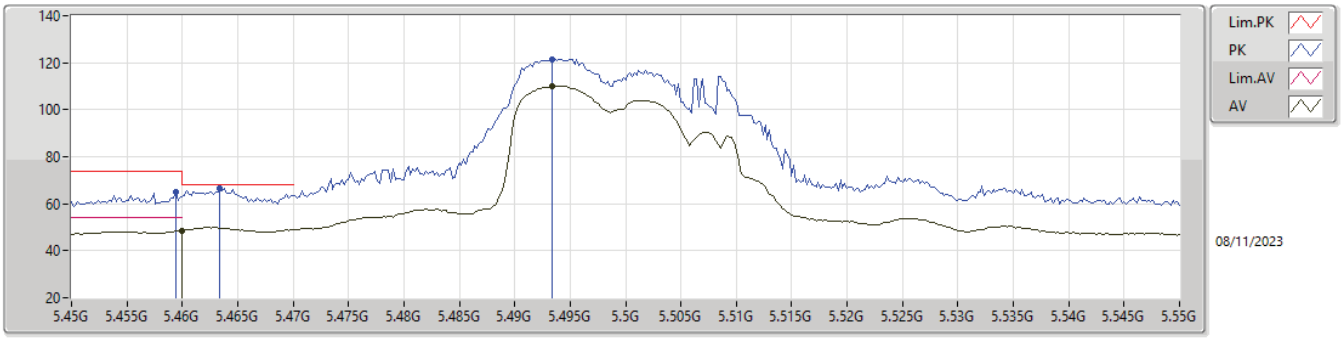

Type	Freq	Level	Limit	Margin	Factor	Dist	Condition	Azimuth	Height	Raw	AF	CL	PA
	(Hz)	(dBuV/m)	(dBuV/m)	(dB)	(dB)	(m)		(°)	(m)	(dBuV)	(dB)	(dB)	(dB)
AV	5.46G	48.63	54.00	-5.37	1.43	3	Vertical	205	2.64	47.20	33.12	5.64	37.33
AV	5.4934G	110.06	Inf	-Inf	1.50	3	Vertical	205	2.64	108.56	33.19	5.65	37.34
PK	5.4594G	65.01	74.00	-8.99	1.43	3	Vertical	205	2.64	63.58	33.12	5.64	37.33
PK	5.4634G	66.56	68.20	-1.64	1.44	3	Vertical	205	2.64	65.12	33.13	5.64	37.33
PK	5.4934G	121.61	Inf	-Inf	1.50	3	Vertical	205	2.64	120.11	33.19	5.65	37.34

5.47-5.725GHz_802.11be EHT20_Nss1,(MCS0)_4TX

5500MHz_TX

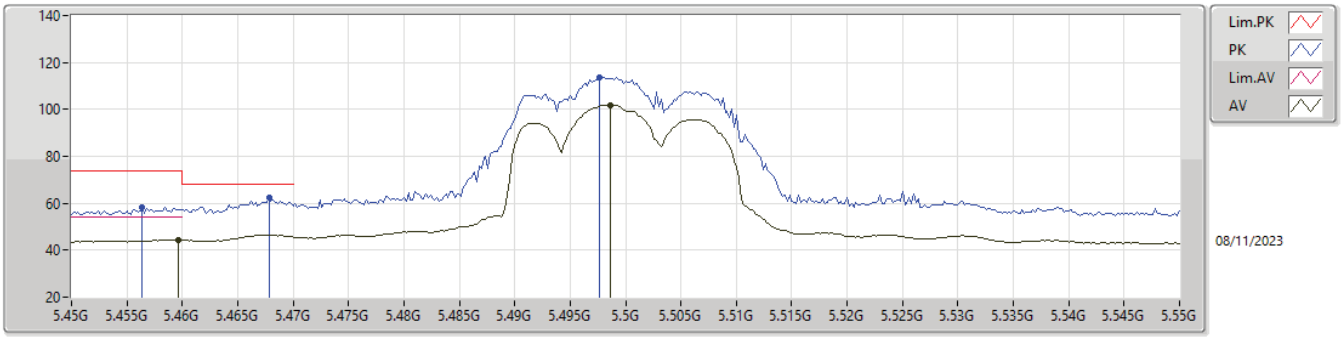

Type	Freq	Level	Limit	Margin	Factor	Dist	Condition	Azimuth	Height	Raw	AF	CL	PA
	(Hz)	(dBuV/m)	(dBuV/m)	(dB)	(dB)	(m)		(°)	(m)	(dBuV)	(dB)	(dB)	(dB)
AV	5.4596G	44.40	54.00	-9.60	1.43	3	Horizontal	149	2.96	42.97	33.12	5.64	37.33
AV	5.4986G	101.91	Inf	-Inf	1.51	3	Horizontal	149	2.96	100.40	33.20	5.65	37.34
PK	5.4564G	58.28	74.00	-15.72	1.42	3	Horizontal	149	2.96	56.86	33.11	5.64	37.33
PK	5.4678G	62.23	68.20	-5.97	1.45	3	Horizontal	149	2.96	60.78	33.14	5.64	37.33
PK	5.4976G	113.82	Inf	-Inf	1.51	3	Horizontal	149	2.96	112.31	33.20	5.65	37.34

5.47-5.725GHz_802.11be EHT20_Nss1,(MCS0)_4TX

5500MHz_TX

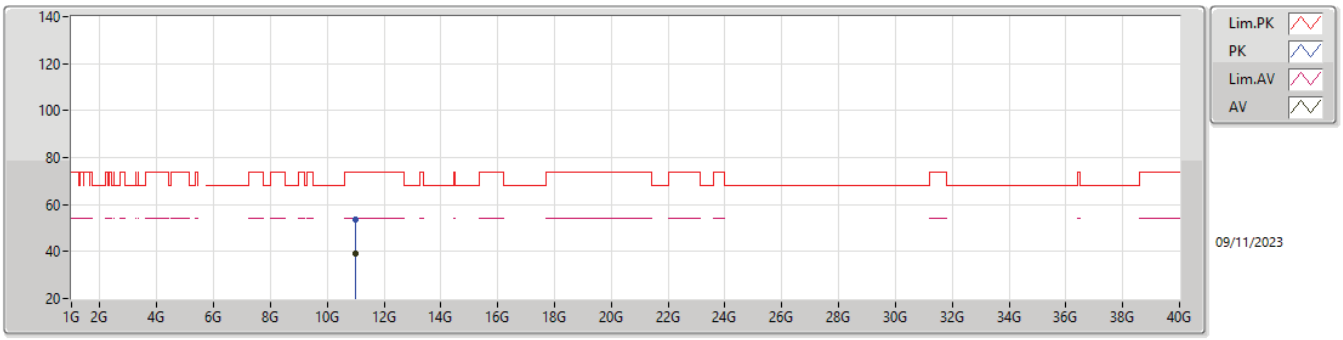

Type	Freq	Level	Limit	Margin	Factor	Dist	Condition	Azimuth	Height	Raw	AF	CL	PA
	(Hz)	(dBuV/m)	(dBuV/m)	(dB)	(dB)	(m)		(°)	(m)	(dBuV)	(dB)	(dB)	(dB)
AV	10.99276G	38.92	54.00	-15.08	10.05	3	Vertical	192	1.55	28.87	39.30	8.34	37.59
PK	11.00164G	53.53	74.00	-20.47	10.04	3	Vertical	192	1.55	43.49	39.29	8.34	37.59

5.47-5.725GHz_802.11be EHT20_Nss1,(MCS0)_4TX

5500MHz_TX

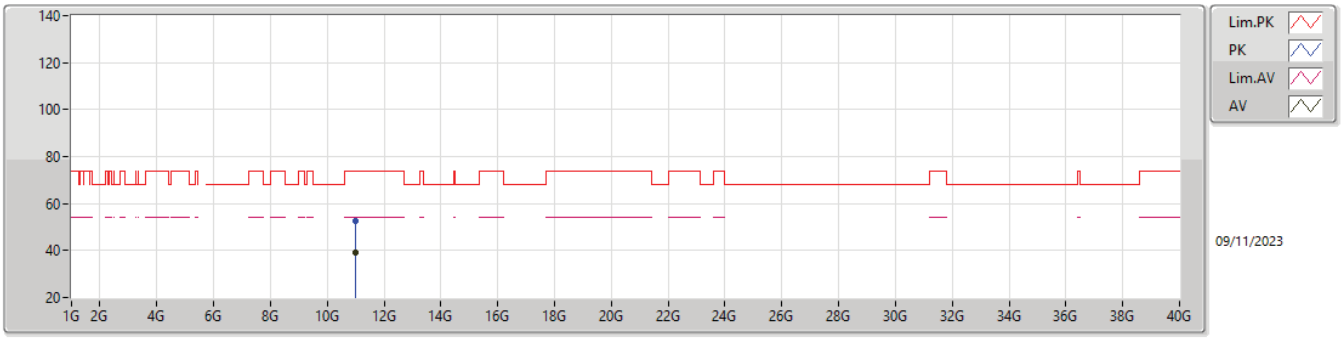

Type	Freq	Level	Limit	Margin	Factor	Dist	Condition	Azimuth	Height	Raw	AF	CL	PA
	(Hz)	(dBuV/m)	(dBuV/m)	(dB)	(dB)	(m)		(°)	(m)	(dBuV)	(dB)	(dB)	(dB)
AV	10.99012G	38.90	54.00	-15.10	10.05	3	Horizontal	192	1.55	28.85	39.30	8.34	37.59
PK	10.99572G	52.76	74.00	-21.24	10.05	3	Horizontal	192	1.55	42.71	39.30	8.34	37.59

5.47-5.725GHz_802.11be EHT20_Nss1,(MCS0)_4TX

5580MHz_TX

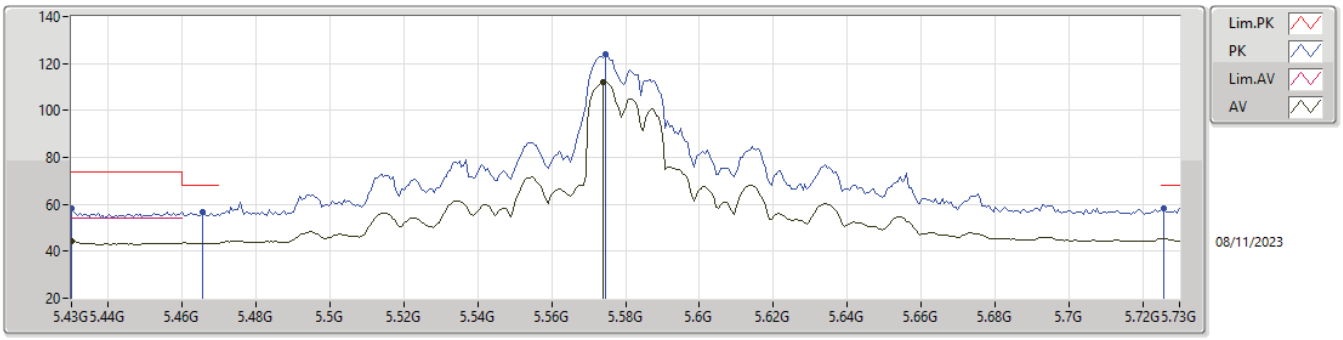

Type	Freq	Level	Limit	Margin	Factor	Dist	Condition	Azimuth	Height	Raw	AF	CL	PA
	(Hz)	(dBuV/m)	(dBuV/m)	(dB)	(dB)	(m)		(°)	(m)	(dBuV)	(dB)	(dB)	(dB)
AV	5.43G	44.39	54.00	-9.61	1.36	3	Vertical	59	2.39	43.03	33.06	5.62	37.32
AV	5.574G	111.95	Inf	-Inf	1.55	3	Vertical	59	2.39	110.40	33.15	5.69	37.29
PK	5.43G	58.03	74.00	-15.97	1.36	3	Vertical	59	2.39	56.67	33.06	5.62	37.32
PK	5.4654G	56.53	68.20	-11.67	1.44	3	Vertical	59	2.39	55.09	33.13	5.64	37.33
PK	5.5746G	124.14	Inf	-Inf	1.56	3	Vertical	59	2.39	122.58	33.15	5.69	37.28
PK	5.7258G	58.52	68.20	-9.68	2.50	3	Vertical	59	2.39	56.02	33.90	5.77	37.17

5.47-5.725GHz_802.11be EHT20_Nss1,(MCS0)_4TX

5580MHz_TX

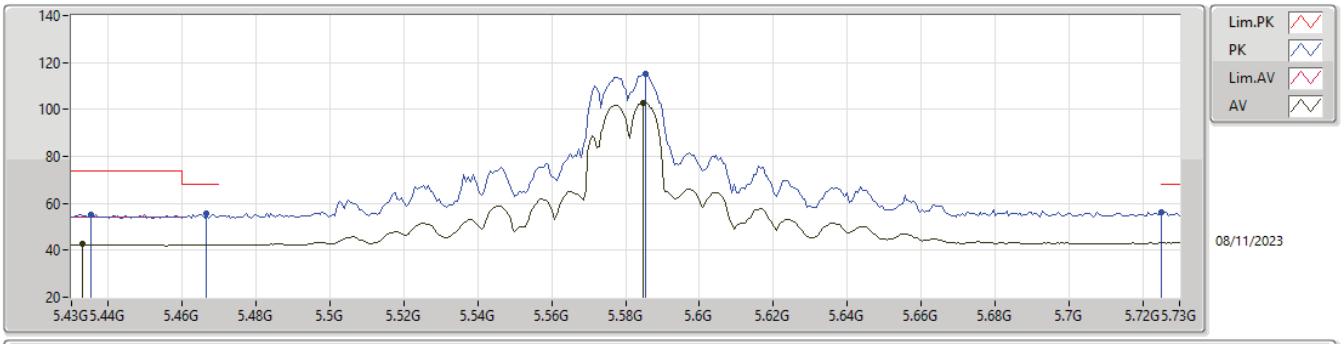

Type	Freq	Level	Limit	Margin	Factor	Dist	Condition	Azimuth	Height	Raw	AF	CL	PA
	(Hz)	(dBuV/m)	(dBuV/m)	(dB)	(dB)	(m)		(°)	(m)	(dBuV)	(dB)	(dB)	(dB)
AV	5.433G	42.53	54.00	-11.47	1.37	3	Horizontal	160	2.41	41.16	33.07	5.62	37.32
AV	5.5848G	102.98	Inf	-Inf	1.58	3	Horizontal	160	2.41	101.40	33.17	5.69	37.28
PK	5.4354G	55.12	74.00	-18.88	1.38	3	Horizontal	160	2.41	53.74	33.07	5.63	37.32
PK	5.4666G	55.49	68.20	-12.71	1.44	3	Horizontal	160	2.41	54.05	33.13	5.64	37.33
PK	5.5854G	115.03	Inf	-Inf	1.58	3	Horizontal	160	2.41	113.45	33.17	5.69	37.28
PK	5.7252G	56.45	68.20	-11.75	2.50	3	Horizontal	160	2.41	53.95	33.90	5.77	37.17

5.47-5.725GHz_802.11be EHT20_Nss1,(MCS0)_4TX

5580MHz_TX

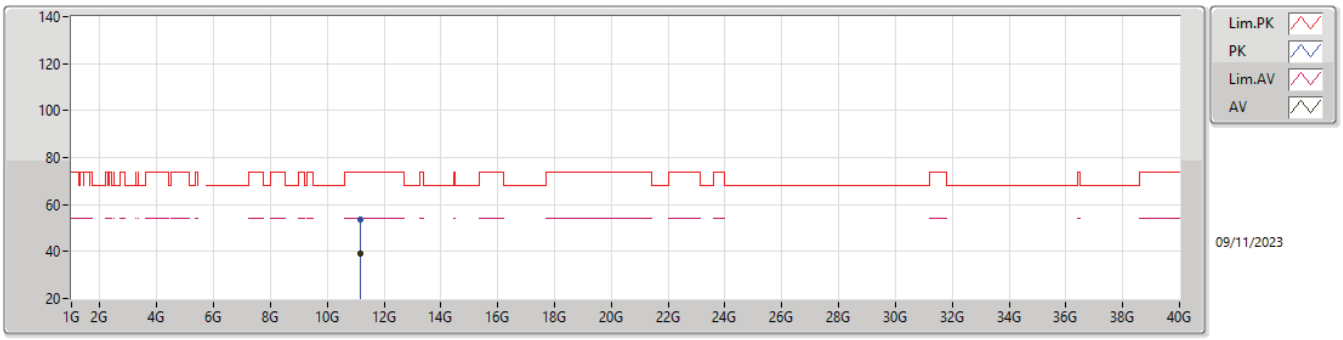

Type	Freq	Level	Limit	Margin	Factor	Dist	Condition	Azimuth	Height	Raw	AF	CL	PA
	(Hz)	(dBuV/m)	(dBuV/m)	(dB)	(dB)	(m)		(°)	(m)	(dBuV)	(dB)	(dB)	(dB)
AV	11.1674G	39.01	54.00	-14.99	9.89	3	Vertical	192	1.55	29.12	39.17	8.42	37.70
PK	11.16848G	53.66	74.00	-20.34	9.88	3	Vertical	192	1.55	43.78	39.16	8.42	37.70

5.47-5.725GHz_802.11be EHT20_Nss1,(MCS0)_4TX

5580MHz_TX

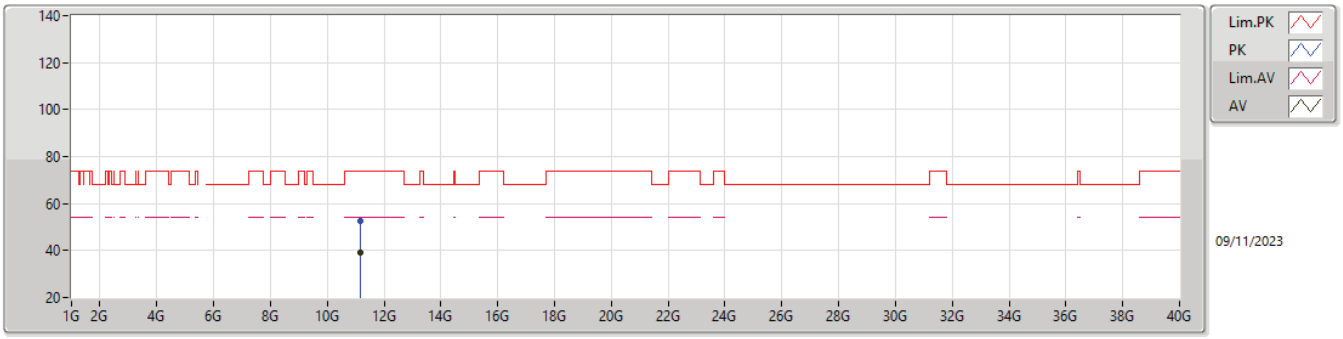

Type	Freq	Level	Limit	Margin	Factor	Dist	Condition	Azimuth	Height	Raw	AF	CL	PA
	(Hz)	(dBuV/m)	(dBuV/m)	(dB)	(dB)	(m)		(°)	(m)	(dBuV)	(dB)	(dB)	(dB)
AV	11.16584G	39.09	54.00	-14.91	9.89	3	Horizontal	192	1.55	29.20	39.17	8.42	37.70
PK	11.16436G	52.63	74.00	-21.37	9.89	3	Horizontal	192	1.55	42.74	39.17	8.42	37.70

5.47-5.725GHz_802.11be EHT20_Nss1,(MCS0)_4TX

5700MHz_TX

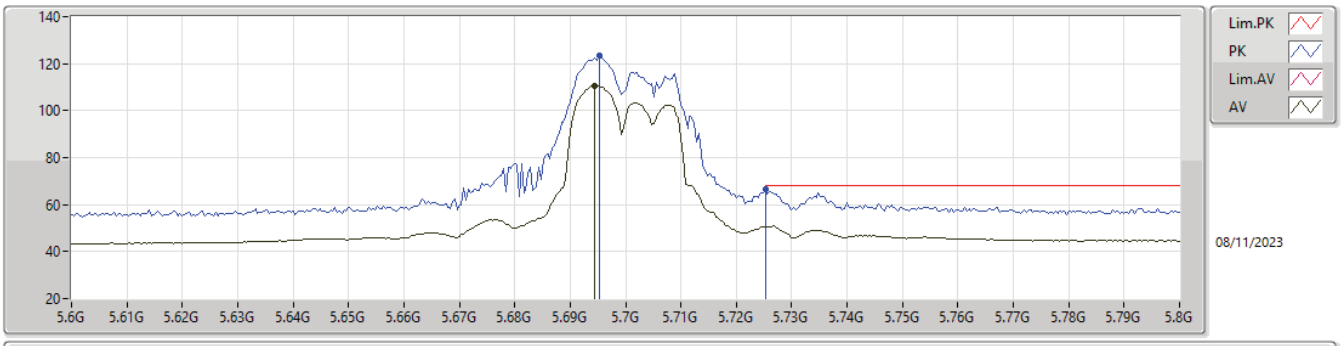

Type	Freq	Level	Limit	Margin	Factor	Dist	Condition	Azimuth	Height	Raw	AF	CL	PA
	(Hz)	(dBuV/m)	(dBuV/m)	(dB)	(dB)	(m)		(°)	(m)	(dBuV)	(dB)	(dB)	(dB)
AV	5.6944G	110.69	Inf	-Inf	2.31	3	Vertical	56	2.41	108.38	33.76	5.75	37.20
PK	5.6952G	123.27	Inf	-Inf	2.31	3	Vertical	56	2.41	120.96	33.76	5.75	37.20
PK	5.7252G	66.62	68.20	-1.58	2.50	3	Vertical	56	2.41	64.12	33.90	5.77	37.17

5.47-5.725GHz_802.11be EHT20_Nss1,(MCS0)_4TX

5700MHz_TX

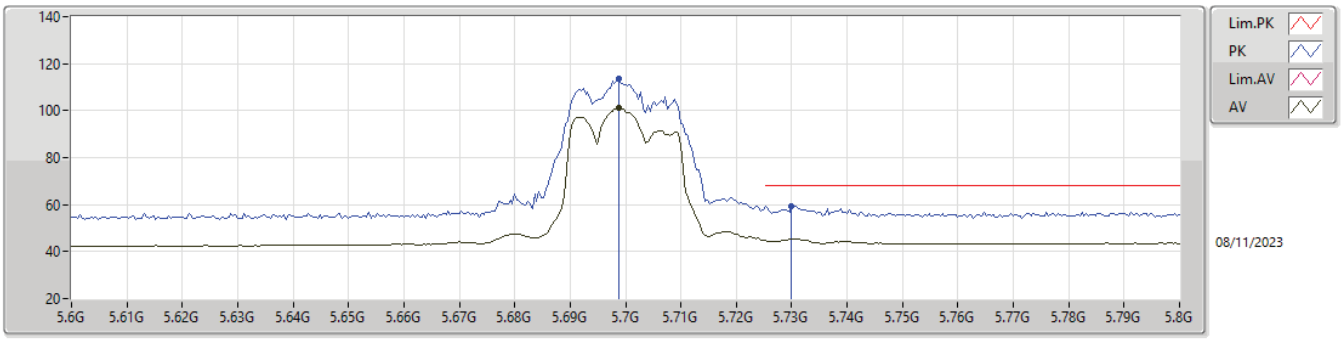

Type	Freq	Level	Limit	Margin	Factor	Dist	Condition	Azimuth	Height	Raw	AF	CL	PA
	(Hz)	(dBuV/m)	(dBuV/m)	(dB)	(dB)	(m)		(°)	(m)	(dBuV)	(dB)	(dB)	(dB)
AV	5.6988G	101.03	Inf	-Inf	2.35	3	Horizontal	57	2.35	98.68	33.79	5.75	37.19
PK	5.6988G	113.56	Inf	-Inf	2.35	3	Horizontal	57	2.35	111.21	33.79	5.75	37.19
PK	5.73G	59.54	68.20	-8.66	2.52	3	Horizontal	57	2.35	57.02	33.92	5.77	37.17

5.47-5.725GHz_802.11be EHT20_Nss1,(MCS0)_4TX

5700MHz_TX

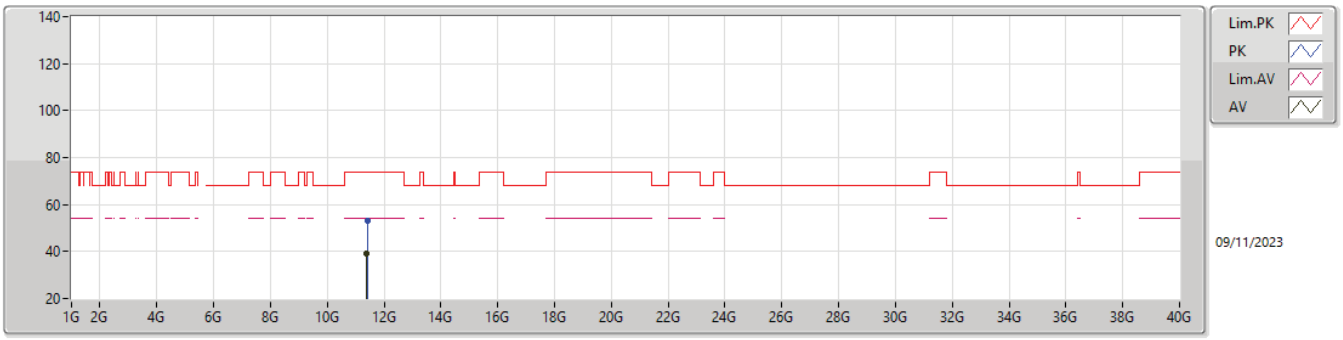

Type	Freq	Level	Limit	Margin	Factor	Dist	Condition	Azimuth	Height	Raw	AF	CL	PA
	(Hz)	(dBuV/m)	(dBuV/m)	(dB)	(dB)	(m)		(°)	(m)	(dBuV)	(dB)	(dB)	(dB)
AV	11.39032G	39.34	54.00	-14.66	10.17	3	Vertical	192	1.55	29.17	39.50	8.52	37.85
PK	11.40356G	53.35	74.00	-20.65	10.16	3	Vertical	192	1.55	43.19	39.49	8.53	37.86

5.47-5.725GHz_802.11be EHT20_Nss1,(MCS0)_4TX

5700MHz_TX

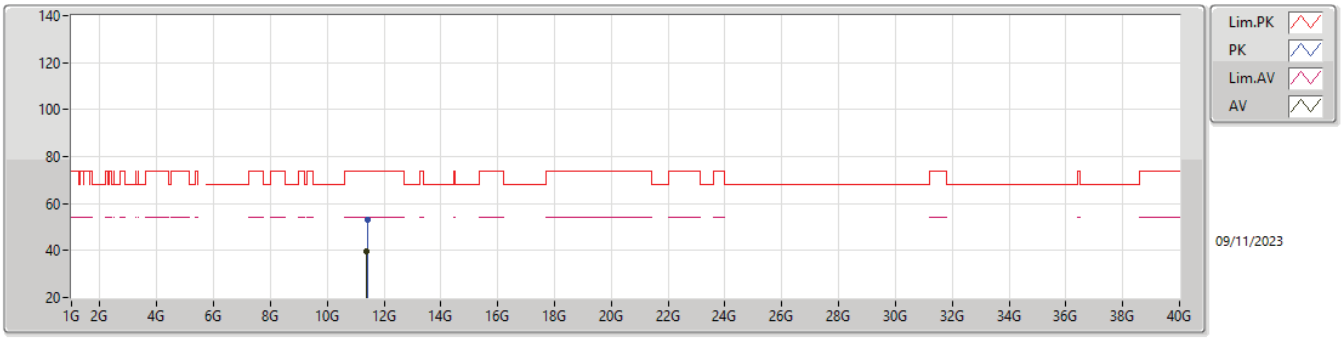

Type	Freq	Level	Limit	Margin	Factor	Dist	Condition	Azimuth	Height	Raw	AF	CL	PA
	(Hz)	(dBuV/m)	(dBuV/m)	(dB)	(dB)	(m)		(°)	(m)	(dBuV)	(dB)	(dB)	(dB)
AV	11.39024G	39.58	54.00	-14.42	10.17	3	Horizontal	192	1.55	29.41	39.50	8.52	37.85
PK	11.402G	53.07	74.00	-20.93	10.16	3	Horizontal	192	1.55	42.91	39.49	8.53	37.86

5.47-5.725GHz_802.11be EHT20_Nss1,(MCS0)_4TX

5720MHz Straddle 5.47-5.725GHz_TX

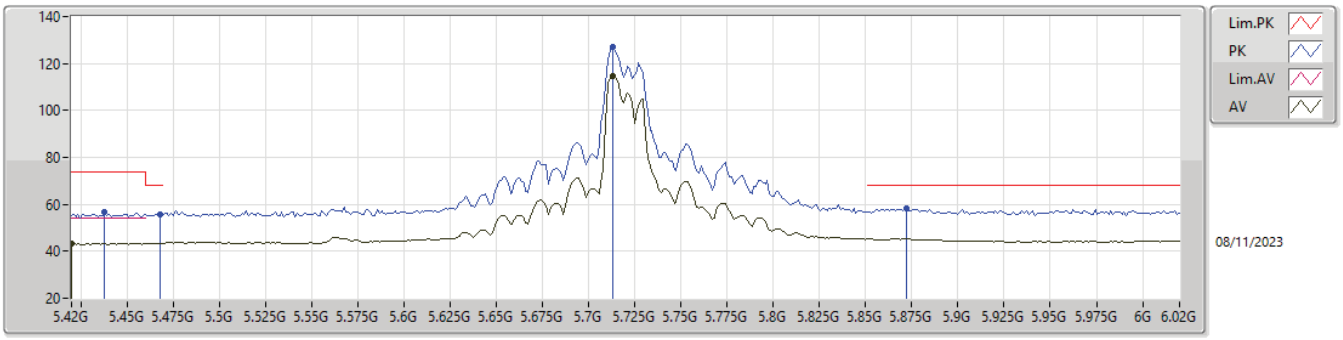

Type	Freq	Level	Limit	Margin	Factor	Dist	Condition	Azimuth	Height	Raw	AF	CL	PA
	(Hz)	(dBuV/m)	(dBuV/m)	(dB)	(dB)	(m)		(°)	(m)	(dBuV)	(dB)	(dB)	(dB)
AV	5.42G	43.38	54.00	-10.62	1.34	3	Vertical	237	2.97	42.04	33.04	5.62	37.32
AV	5.7128G	114.66	Inf	-Inf	2.43	3	Vertical	237	2.97	112.23	33.85	5.76	37.18
PK	5.438G	56.67	74.00	-17.33	1.39	3	Vertical	237	2.97	55.28	33.08	5.63	37.32
PK	5.468G	55.88	68.20	-12.32	1.45	3	Vertical	237	2.97	54.43	33.14	5.64	37.33
PK	5.7128G	126.88	Inf	-Inf	2.43	3	Vertical	237	2.97	124.45	33.85	5.76	37.18
PK	5.8724G	58.06	68.20	-10.14	3.18	3	Vertical	237	2.97	54.88	34.39	5.85	37.06

5.47-5.725GHz_802.11be EHT20_Nss1,(MCS0)_4TX

5720MHz Straddle 5.47-5.725GHz_TX

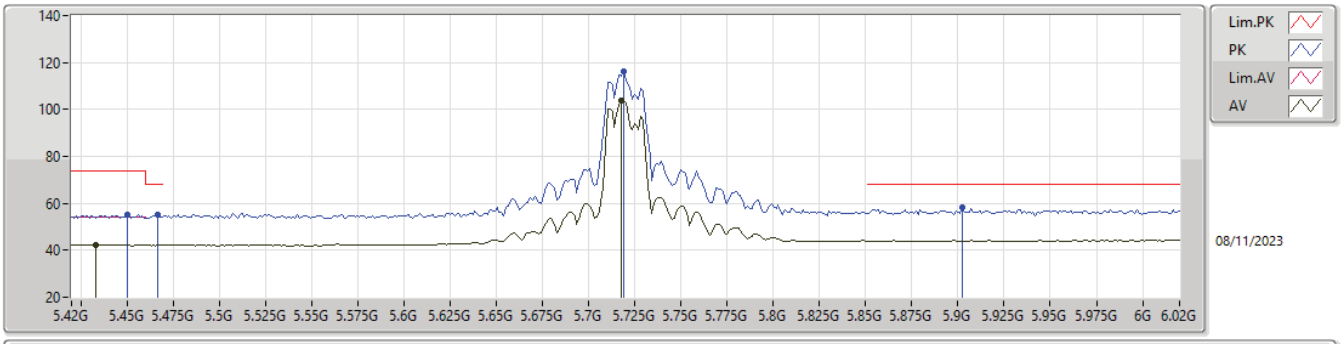

Type	Freq	Level	Limit	Margin	Factor	Dist	Condition	Azimuth	Height	Raw	AF	CL	PA
	(Hz)	(dBuV/m)	(dBuV/m)	(dB)	(dB)	(m)		(°)	(m)	(dBuV)	(dB)	(dB)	(dB)
AV	5.4332G	42.26	54.00	-11.74	1.37	3	Horizontal	58	2.73	40.89	33.07	5.62	37.32
AV	5.7176G	103.82	Inf	-Inf	2.45	3	Horizontal	58	2.73	101.37	33.87	5.76	37.18
PK	5.45G	55.43	74.00	-18.57	1.40	3	Horizontal	58	2.73	54.03	33.10	5.63	37.33
PK	5.4668G	55.10	68.20	-13.10	1.44	3	Horizontal	58	2.73	53.66	33.13	5.64	37.33
PK	5.7188G	116.31	Inf	-Inf	2.47	3	Horizontal	58	2.73	113.84	33.88	5.77	37.18
PK	5.9024G	58.02	68.20	-10.18	3.33	3	Horizontal	58	2.73	54.69	34.50	5.87	37.04

5.47-5.725GHz_802.11be EHT20_Nss1,(MCS0)_4TX

5720MHz Straddle 5.47-5.725GHz_TX

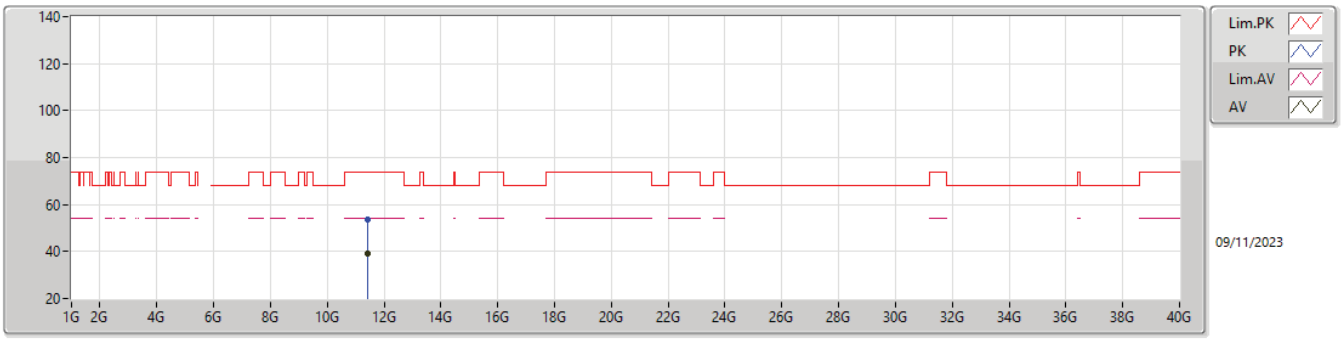

Type	Freq	Level	Limit	Margin	Factor	Dist	Condition	Azimuth	Height	Raw	AF	CL	PA
	(Hz)	(dBuV/m)	(dBuV/m)	(dB)	(dB)	(m)		(°)	(m)	(dBuV)	(dB)	(dB)	(dB)
AV	11.44012G	39.27	54.00	-14.73	10.01	3	Vertical	192	1.55	29.26	39.34	8.55	37.88
PK	11.43084G	53.77	74.00	-20.23	10.05	3	Vertical	192	1.55	43.72	39.38	8.54	37.87

5.47-5.725GHz_802.11be EHT20_Nss1,(MCS0)_4TX

5720MHz Straddle 5.47-5.725GHz_TX

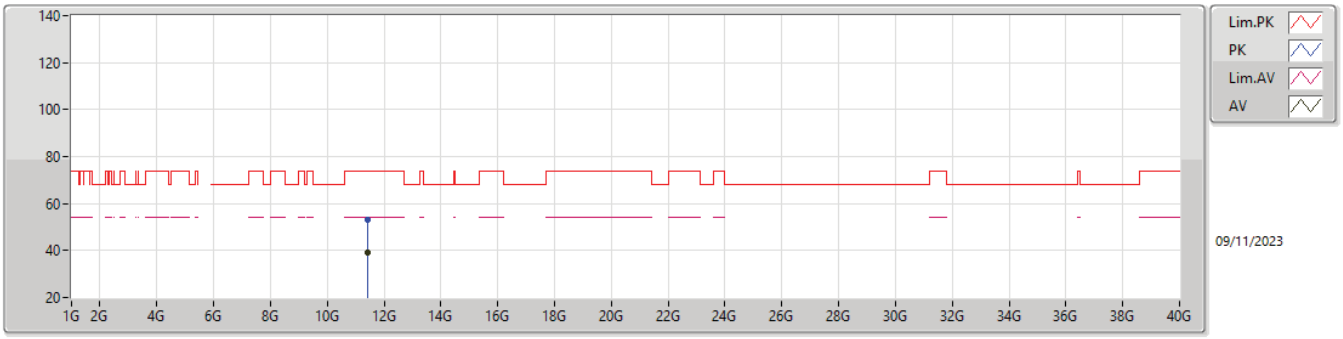

Type	Freq	Level	Limit	Margin	Factor	Dist	Condition	Azimuth	Height	Raw	AF	CL	PA
	(Hz)	(dBuV/m)	(dBuV/m)	(dB)	(dB)	(m)		(°)	(m)	(dBuV)	(dB)	(dB)	(dB)
AV	11.4304G	39.24	54.00	-14.76	10.05	3	Horizontal	192	1.55	29.19	39.38	8.54	37.87
PK	11.43468G	53.32	74.00	-20.68	10.02	3	Horizontal	192	1.55	43.30	39.36	8.54	37.88

5.725-5.85GHz_802.11be EHT20_Nss1,(MCS0)_4TX

5745MHz_TX

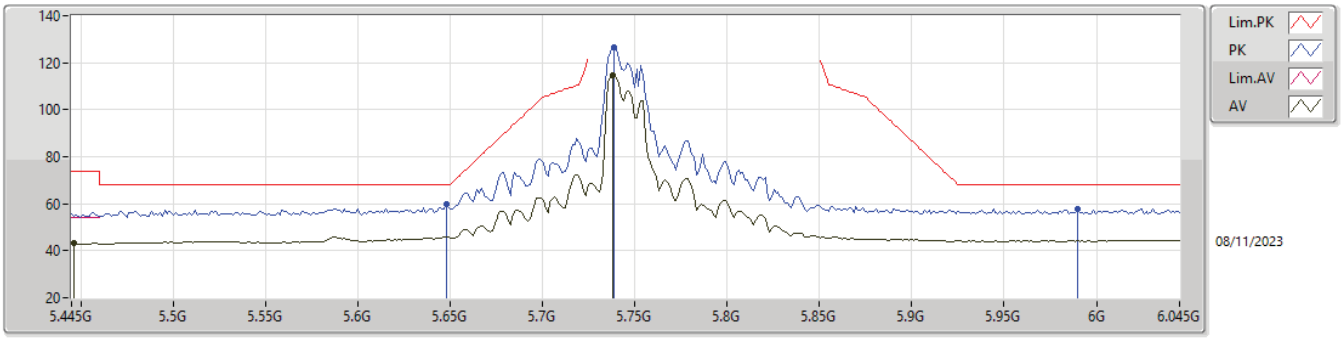

Type	Freq	Level	Limit	Margin	Factor	Dist	Condition	Azimuth	Height	Raw	AF	CL	PA
	(Hz)	(dBuV/m)	(dBuV/m)	(dB)	(dB)	(m)		(°)	(m)	(dBuV)	(dB)	(dB)	(dB)
AV	5.4462G	43.27	54.00	-10.73	1.40	3	Vertical	237	2.91	41.87	33.09	5.63	37.32
AV	5.7378G	114.66	Inf	-Inf	2.57	3	Vertical	237	2.91	112.09	33.95	5.78	37.16
PK	5.6478G	59.86	68.20	-8.34	1.89	3	Vertical	237	2.91	57.97	33.39	5.73	37.23
PK	5.739G	126.75	Inf	-Inf	2.58	3	Vertical	237	2.91	124.17	33.96	5.78	37.16
PK	5.9898G	57.63	68.20	-10.57	3.43	3	Vertical	237	2.91	54.20	34.50	5.91	36.98

5.725-5.85GHz_802.11be EHT20_Nss1,(MCS0)_4TX

5745MHz_TX

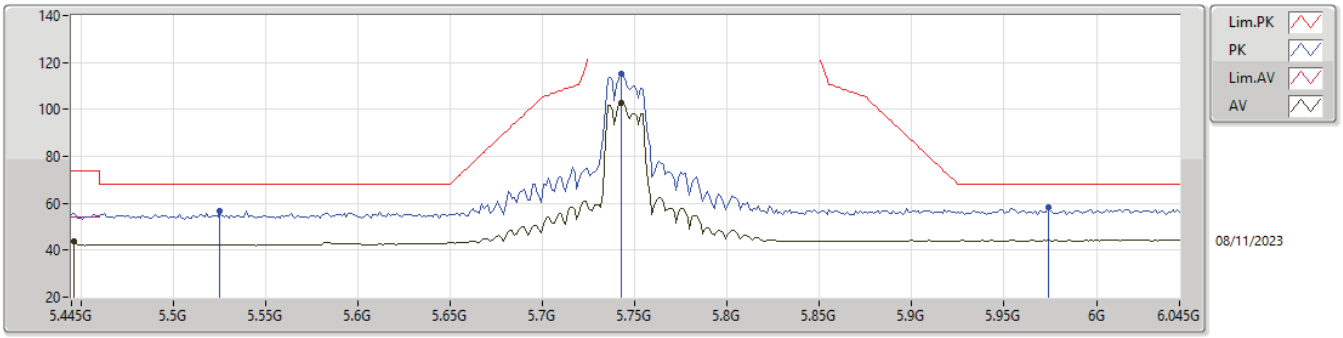

Type	Freq	Level	Limit	Margin	Factor	Dist	Condition	Azimuth	Height	Raw	AF	CL	PA
	(Hz)	(dBuV/m)	(dBuV/m)	(dB)	(dB)	(m)		(°)	(m)	(dBuV)	(dB)	(dB)	(dB)
AV	5.4462G	43.72	54.00	-10.28	1.40	3	Horizontal	26	2.75	42.32	33.09	5.63	37.32
AV	5.7426G	102.97	Inf	-Inf	2.59	3	Horizontal	26	2.75	100.38	33.97	5.78	37.16
PK	5.5254G	56.51	68.20	-11.69	1.50	3	Horizontal	26	2.75	55.01	33.15	5.67	37.32
PK	5.7426G	115.30	Inf	-Inf	2.59	3	Horizontal	26	2.75	112.71	33.97	5.78	37.16
PK	5.9742G	58.12	68.20	-10.08	3.42	3	Horizontal	26	2.75	54.70	34.50	5.91	36.99

5.725-5.85GHz_802.11be EHT20_Nss1,(MCS0)_4TX

5745MHz_TX

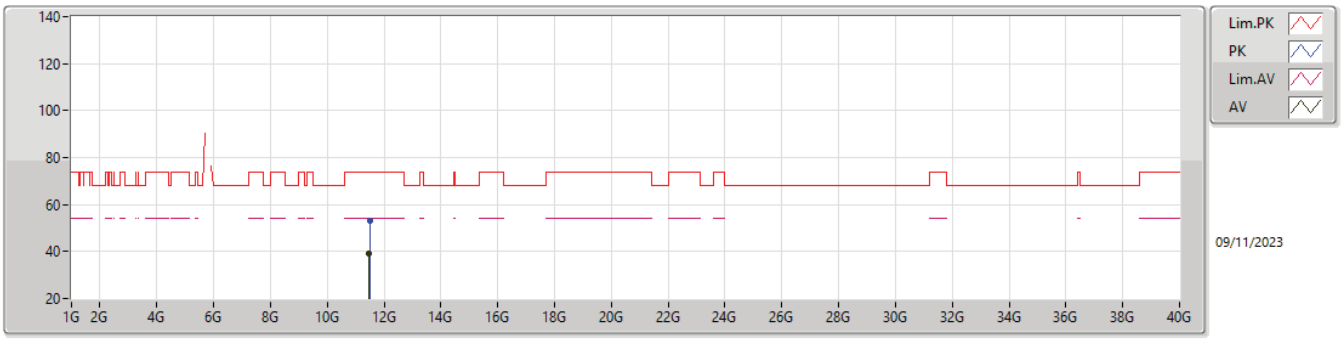

Type	Freq	Level	Limit	Margin	Factor	Dist	Condition	Azimuth	Height	Raw	AF	CL	PA
	(Hz)	(dBuV/m)	(dBuV/m)	(dB)	(dB)	(m)		(°)	(m)	(dBuV)	(dB)	(dB)	(dB)
AV	11.48432G	38.96	54.00	-15.04	10.03	3	Vertical	192	1.55	28.93	39.37	8.57	37.91
PK	11.48968G	53.10	74.00	-20.90	10.04	3	Vertical	192	1.55	43.06	39.38	8.57	37.91

5.725-5.85GHz_802.11be EHT20_Nss1,(MCS0)_4TX

5745MHz_TX

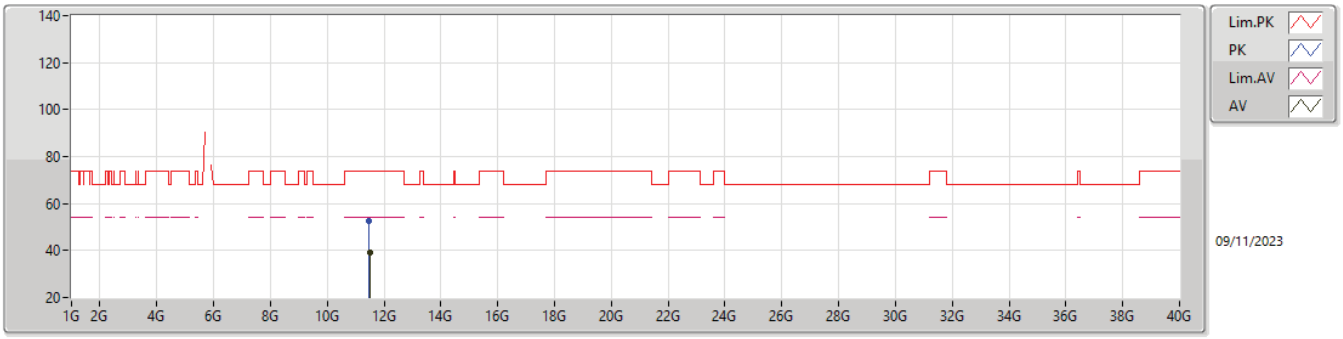

Type	Freq	Level	Limit	Margin	Factor	Dist	Condition	Azimuth	Height	Raw	AF	CL	PA
	(Hz)	(dBuV/m)	(dBuV/m)	(dB)	(dB)	(m)		(°)	(m)	(dBuV)	(dB)	(dB)	(dB)
AV	11.49884G	38.97	54.00	-15.03	10.05	3	Horizontal	192	1.55	28.92	39.40	8.57	37.92
PK	11.48668G	52.79	74.00	-21.21	10.03	3	Horizontal	192	1.55	42.76	39.37	8.57	37.91

5.725-5.85GHz_802.11be EHT20_Nss1,(MCS0)_4TX

5785MHz_TX

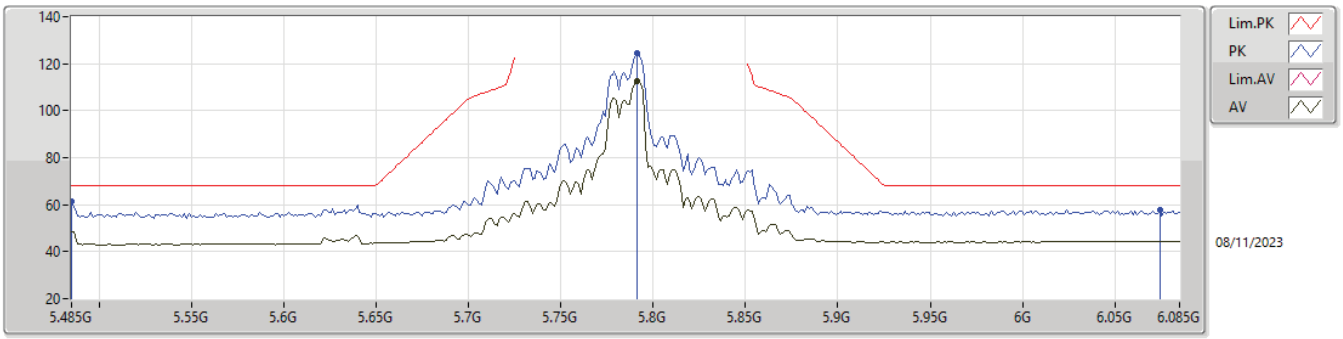

Type	Freq	Level	Limit	Margin	Factor	Dist	Condition	Azimuth	Height	Raw	AF	CL	PA
	(Hz)	(dBuV/m)	(dBuV/m)	(dB)	(dB)	(m)		(°)	(m)	(dBuV)	(dB)	(dB)	(dB)
AV	5.791G	112.75	Inf	-Inf	2.94	3	Vertical	336	2.58	109.81	34.25	5.81	37.12
PK	5.485G	61.59	68.20	-6.61	1.48	3	Vertical	336	2.58	60.11	33.17	5.65	37.34
PK	5.791G	124.50	Inf	-Inf	2.94	3	Vertical	336	2.58	121.56	34.25	5.81	37.12
PK	6.0742G	57.79	68.20	-10.41	3.46	3	Vertical	336	2.58	54.33	34.45	5.95	36.94

5.725-5.85GHz_802.11be EHT20_Nss1,(MCS0)_4TX

5785MHz_TX

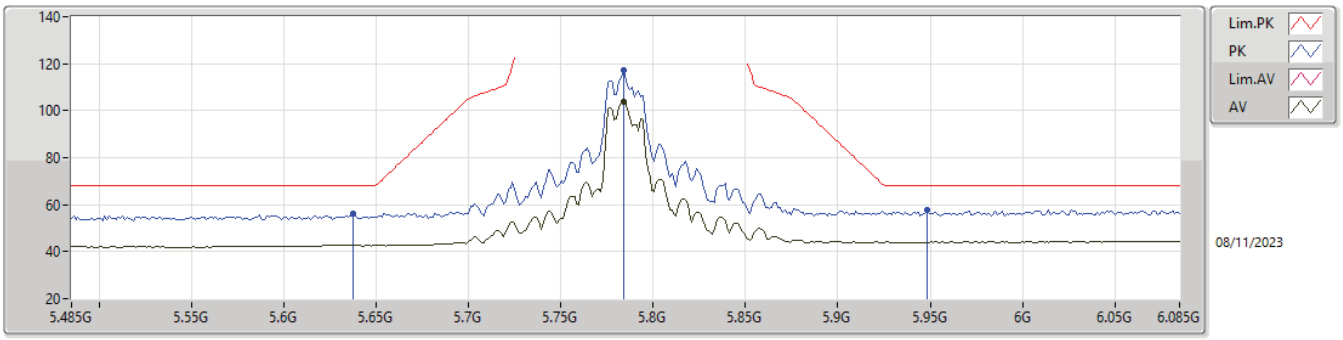

Type	Freq	Level	Limit	Margin	Factor	Dist	Condition	Azimuth	Height	Raw	AF	CL	PA
	(Hz)	(dBuV/m)	(dBuV/m)	(dB)	(dB)	(m)		(°)	(m)	(dBuV)	(dB)	(dB)	(dB)
AV	5.7838G	103.65	Inf	-Inf	2.87	3	Horizontal	58	2.92	100.78	34.20	5.80	37.13
PK	5.6374G	56.00	68.20	-12.20	1.83	3	Horizontal	58	2.92	54.17	33.35	5.72	37.24
PK	5.7838G	117.36	Inf	-Inf	2.87	3	Horizontal	58	2.92	114.49	34.20	5.80	37.13
PK	5.9482G	57.78	68.20	-10.42	3.38	3	Horizontal	58	2.92	54.40	34.50	5.89	37.01

5.725-5.85GHz_802.11be EHT20_Nss1,(MCS0)_4TX

5785MHz_TX

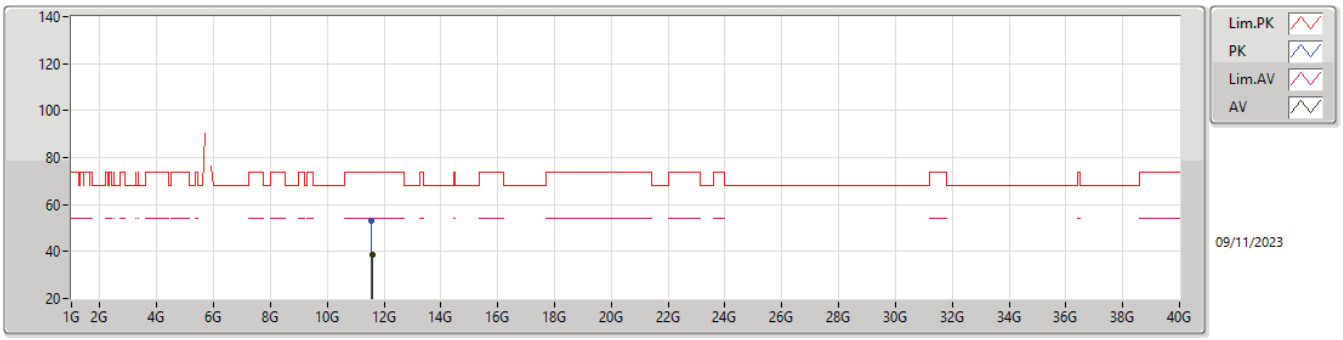

Type	Freq	Level	Limit	Margin	Factor	Dist	Condition	Azimuth	Height	Raw	AF	CL	PA
	(Hz)	(dBuV/m)	(dBuV/m)	(dB)	(dB)	(m)		(°)	(m)	(dBuV)	(dB)	(dB)	(dB)
AV	11.57476G	38.72	54.00	-15.28	9.79	3	Vertical	192	1.55	28.93	39.10	8.61	37.92
PK	11.56148G	52.95	74.00	-21.05	9.83	3	Vertical	192	1.55	43.12	39.15	8.60	37.92

5.725-5.85GHz_802.11be EHT20_Nss1,(MCS0)_4TX

5785MHz_TX

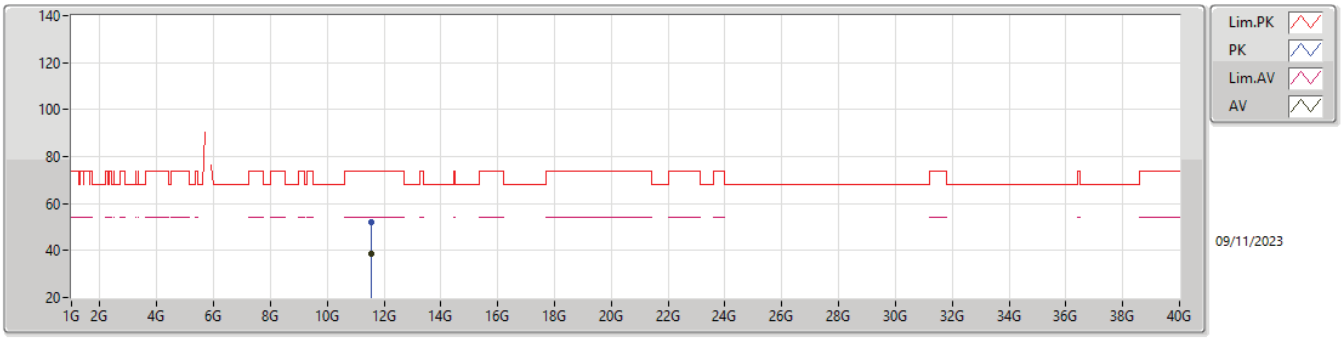

Type	Freq	Level	Limit	Margin	Factor	Dist	Condition	Azimuth	Height	Raw	AF	CL	PA
	(Hz)	(dBuV/m)	(dBuV/m)	(dB)	(dB)	(m)		(°)	(m)	(dBuV)	(dB)	(dB)	(dB)
AV	11.56344G	38.61	54.00	-15.39	9.83	3	Horizontal	192	1.55	28.78	39.15	8.60	37.92
PK	11.56992G	52.25	74.00	-21.75	9.81	3	Horizontal	192	1.55	42.44	39.12	8.61	37.92

5.725-5.85GHz_802.11be EHT20_Nss1,(MCS0)_4TX

5825MHz_TX

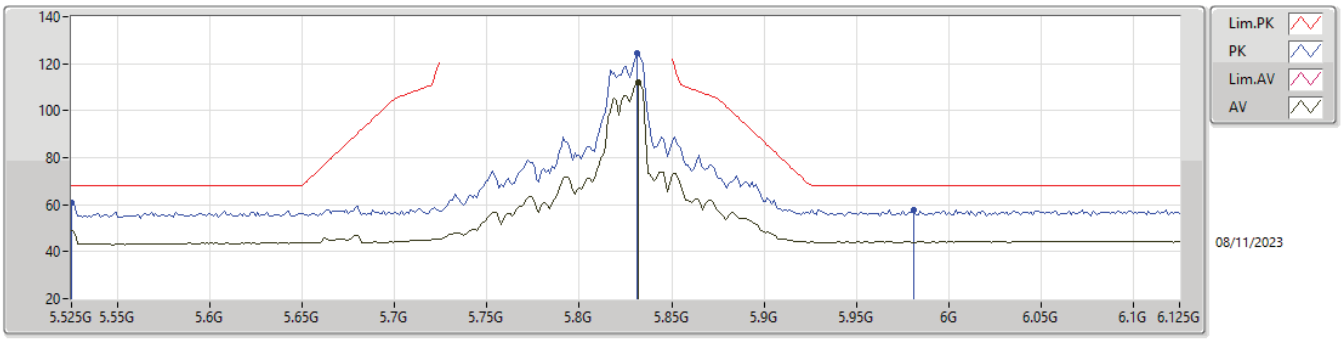

Type	Freq	Level	Limit	Margin	Factor	Dist	Condition	Azimuth	Height	Raw	AF	CL	PA
	(Hz)	(dBuV/m)	(dBuV/m)	(dB)	(dB)	(m)		(°)	(m)	(dBuV)	(dB)	(dB)	(dB)
AV	5.8322G	112.15	Inf	-Inf	3.04	3	Vertical	337	2.66	109.11	34.30	5.83	37.09
PK	5.525G	60.65	68.20	-7.55	1.50	3	Vertical	337	2.66	59.15	33.15	5.67	37.32
PK	5.831G	124.34	Inf	-Inf	3.03	3	Vertical	337	2.66	121.31	34.30	5.83	37.10
PK	5.981G	57.86	68.20	-10.34	3.43	3	Vertical	337	2.66	54.43	34.50	5.91	36.98

5.725-5.85GHz_802.11be EHT20_Nss1,(MCS0)_4TX

5825MHz_TX

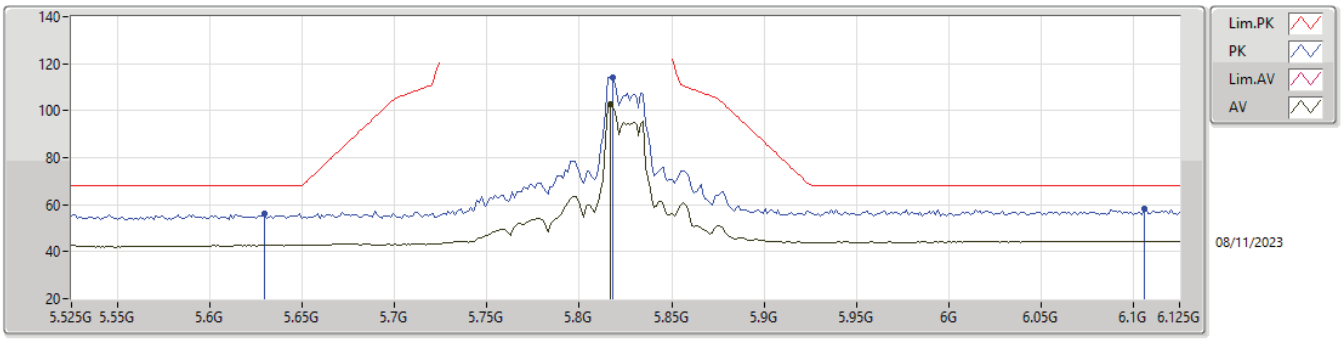

Type	Freq	Level	Limit	Margin	Factor	Dist	Condition	Azimuth	Height	Raw	AF	CL	PA
	(Hz)	(dBuV/m)	(dBuV/m)	(dB)	(dB)	(m)		(°)	(m)	(dBuV)	(dB)	(dB)	(dB)
AV	5.8166G	102.64	Inf	-Inf	3.01	3	Horizontal	185	2.73	99.63	34.30	5.82	37.11
PK	5.6294G	56.45	68.20	-11.75	1.80	3	Horizontal	185	2.73	54.65	33.32	5.72	37.24
PK	5.8178G	114.20	Inf	-Inf	3.02	3	Horizontal	185	2.73	111.18	34.30	5.82	37.10
PK	6.1058G	58.14	68.20	-10.06	3.44	3	Horizontal	185	2.73	54.70	34.40	5.97	36.93

5.725-5.85GHz_802.11be EHT20_Nss1,(MCS0)_4TX

5825MHz_TX

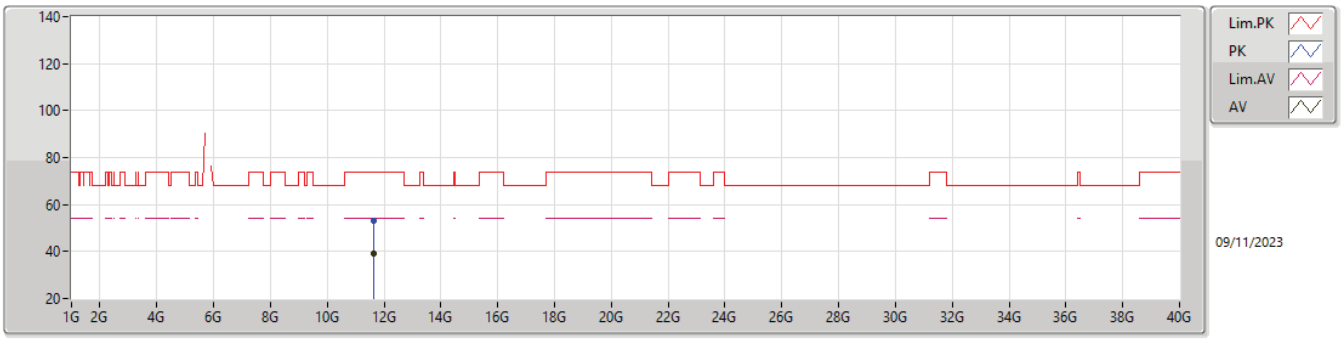

Type	Freq	Level	Limit	Margin	Factor	Dist	Condition	Azimuth	Height	Raw	AF	CL	PA
	(Hz)	(dBuV/m)	(dBuV/m)	(dB)	(dB)	(m)		(°)	(m)	(dBuV)	(dB)	(dB)	(dB)
AV	11.6434G	38.90	54.00	-15.10	9.62	3	Vertical	192	1.55	29.28	38.91	8.64	37.93
PK	11.64208G	53.27	74.00	-20.73	9.63	3	Vertical	192	1.55	43.64	38.92	8.64	37.93

5.725-5.85GHz_802.11be EHT20_Nss1,(MCS0)_4TX

5825MHz_TX

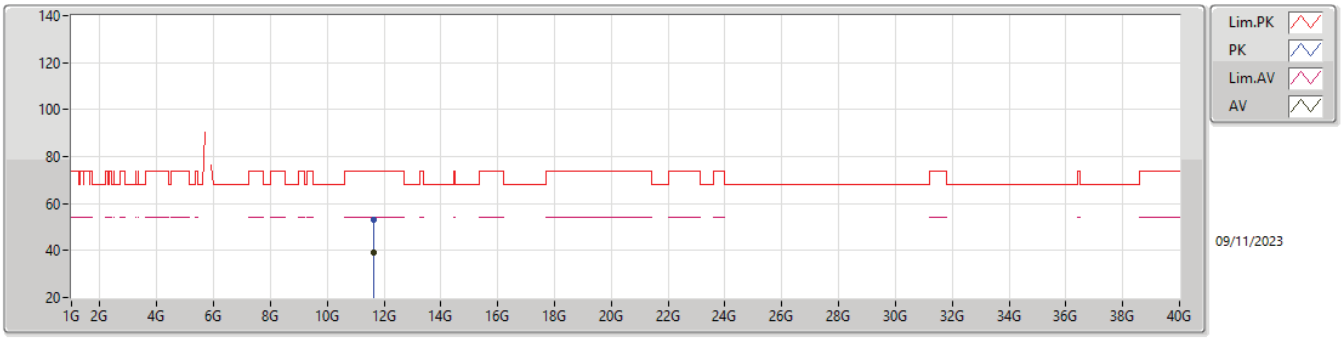

Type	Freq	Level	Limit	Margin	Factor	Dist	Condition	Azimuth	Height	Raw	AF	CL	PA
	(Hz)	(dBuV/m)	(dBuV/m)	(dB)	(dB)	(m)		(°)	(m)	(dBuV)	(dB)	(dB)	(dB)
AV	11.64204G	38.91	54.00	-15.09	9.63	3	Horizontal	192	1.55	29.28	38.92	8.64	37.93
PK	11.6506G	53.16	74.00	-20.84	9.62	3	Horizontal	192	1.55	43.54	38.90	8.65	37.93

5.15-5.25GHz_802.11be EHT40_Nss1,(MCS0)_4TX

5190MHz_TX

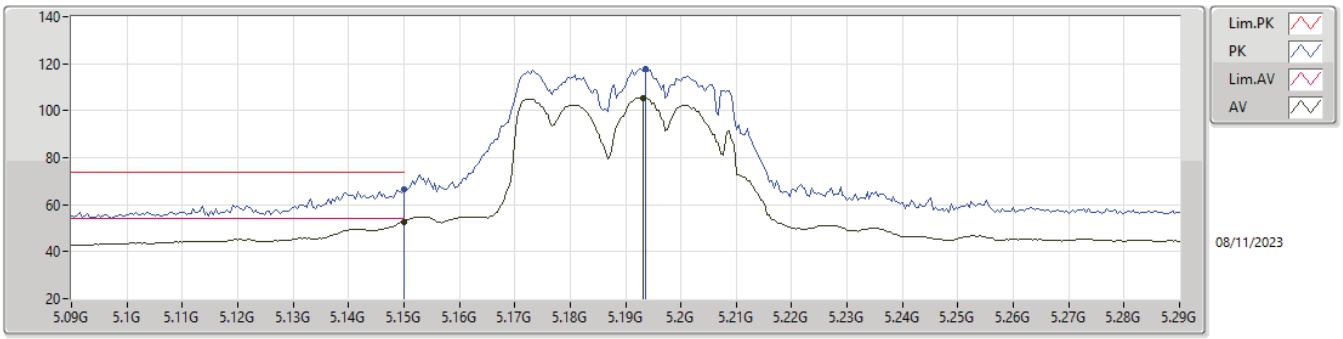

Type	Freq	Level	Limit	Margin	Factor	Dist	Condition	Azimuth	Height	Raw	AF	CL	PA
	(Hz)	(dBuV/m)	(dBuV/m)	(dB)	(dB)	(m)		(°)	(m)	(dBuV)	(dB)	(dB)	(dB)
AV	5.15G	52.70	54.00	-1.30	1.62	3	Vertical	88	2.44	51.08	33.40	5.46	37.24
AV	5.1932G	105.51	Inf	-Inf	1.55	3	Vertical	88	2.44	103.96	33.31	5.49	37.25
PK	5.15G	66.66	74.00	-7.34	1.62	3	Vertical	88	2.44	65.04	33.40	5.46	37.24
PK	5.1936G	117.94	Inf	-Inf	1.55	3	Vertical	88	2.44	116.39	33.31	5.49	37.25

5.15-5.25GHz_802.11be EHT40_Nss1,(MCS0)_4TX

5190MHz_TX

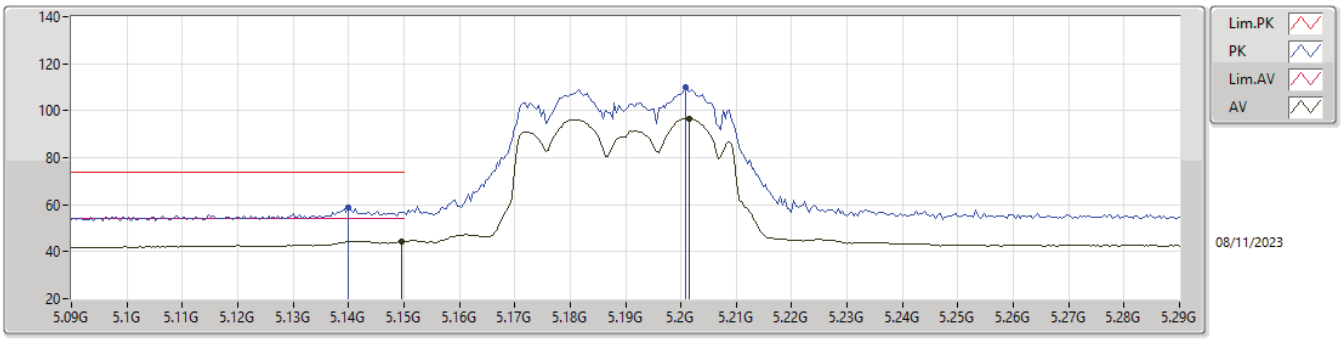

Type	Freq	Level	Limit	Margin	Factor	Dist	Condition	Azimuth	Height	Raw	AF	CL	PA
	(Hz)	(dBuV/m)	(dBuV/m)	(dB)	(dB)	(m)		(°)	(m)	(dBuV)	(dB)	(dB)	(dB)
AV	5.1496G	44.37	54.00	-9.63	1.62	3	Horizontal	52	2.61	42.75	33.40	5.46	37.24
AV	5.2016G	96.62	Inf	-Inf	1.52	3	Horizontal	52	2.61	95.10	33.29	5.49	37.26
PK	5.14G	58.85	74.00	-15.15	1.62	3	Horizontal	52	2.61	57.23	33.40	5.46	37.24
PK	5.2008G	109.81	Inf	-Inf	1.53	3	Horizontal	52	2.61	108.28	33.30	5.49	37.26

5.15-5.25GHz_802.11be EHT40_Nss1,(MCS0)_4TX

5190MHz_TX

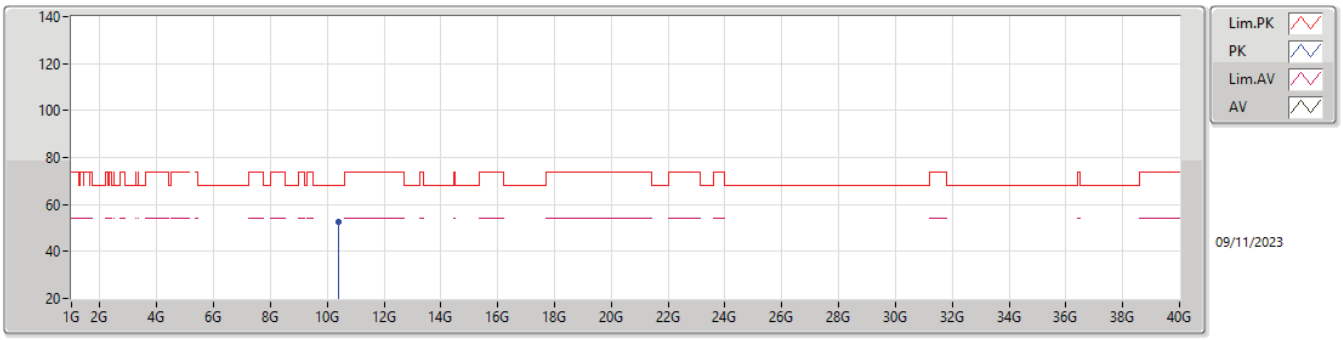

Type	Freq	Level	Limit	Margin	Factor	Dist	Condition	Azimuth	Height	Raw	AF	CL	PA
	(Hz)	(dBuV/m)	(dBuV/m)	(dB)	(dB)	(m)		(°)	(m)	(dBuV)	(dB)	(dB)	(dB)
PK	10.38528G	52.39	68.20	-15.81	9.59	3	Vertical	192	1.55	42.80	39.07	8.05	37.53

5.15-5.25GHz_802.11be EHT40_Nss1,(MCS0)_4TX

5190MHz_TX

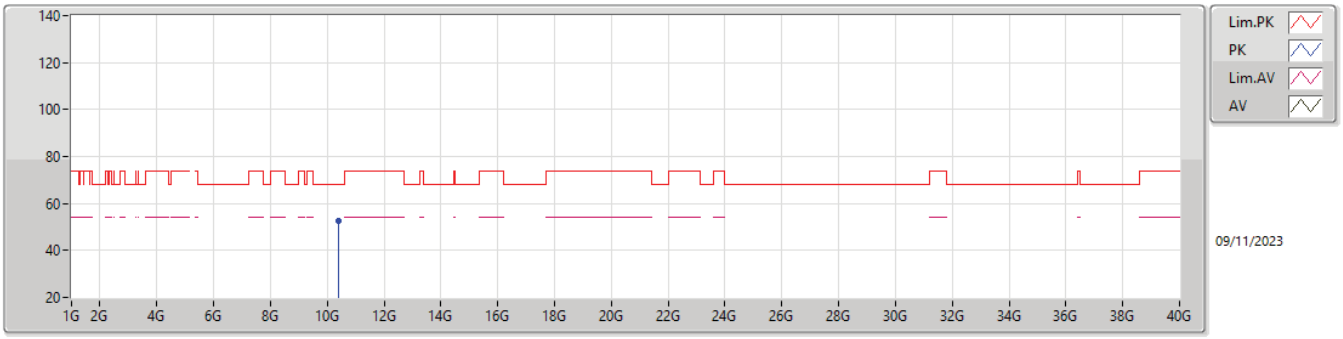

Type	Freq	Level	Limit	Margin	Factor	Dist	Condition	Azimuth	Height	Raw	AF	CL	PA
	(Hz)	(dBuV/m)	(dBuV/m)	(dB)	(dB)	(m)		(°)	(m)	(dBuV)	(dB)	(dB)	(dB)
PK	10.38432G	52.72	68.20	-15.48	9.59	3	Horizontal	192	1.55	43.13	39.07	8.05	37.53

5.15-5.25GHz_802.11be EHT40_Nss1,(MCS0)_4TX

5230MHz_TX

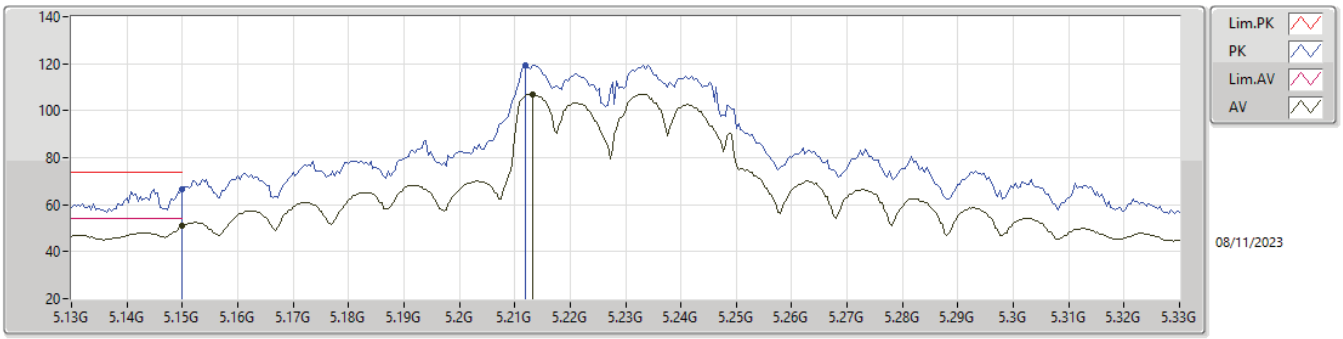

Type	Freq	Level	Limit	Margin	Factor	Dist	Condition	Azimuth	Height	Raw	AF	CL	PA
	(Hz)	(dBuV/m)	(dBuV/m)	(dB)	(dB)	(m)		(°)	(m)	(dBuV)	(dB)	(dB)	(dB)
AV	5.15G	50.95	54.00	-3.05	1.62	3	Vertical	87	2.55	49.33	33.40	5.46	37.24
AV	5.2132G	107.09	Inf	-Inf	1.49	3	Vertical	87	2.55	105.60	33.25	5.50	37.26
PK	5.15G	66.75	74.00	-7.25	1.62	3	Vertical	87	2.55	65.13	33.40	5.46	37.24
PK	5.212G	119.31	Inf	-Inf	1.49	3	Vertical	87	2.55	117.82	33.25	5.50	37.26

5.15-5.25GHz_802.11be EHT40_Nss1,(MCS0)_4TX

5230MHz_TX

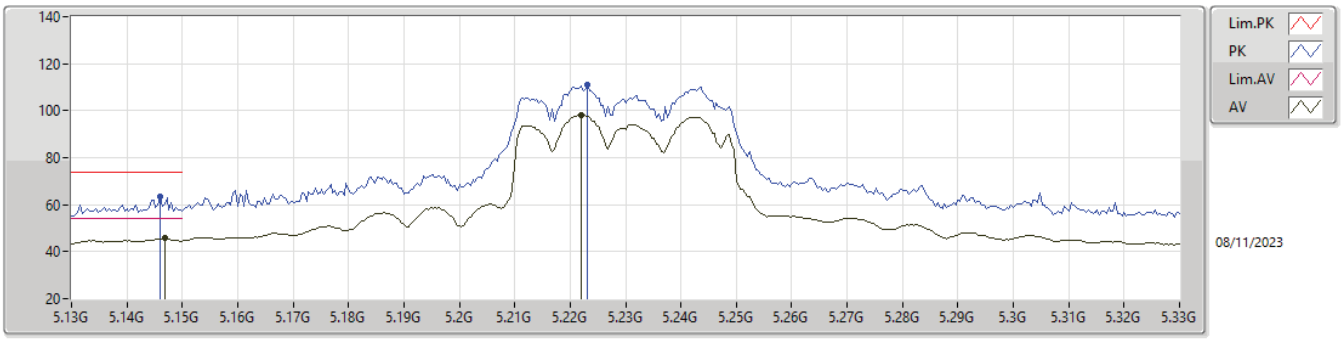

Type	Freq	Level	Limit	Margin	Factor	Dist	Condition	Azimuth	Height	Raw	AF	CL	PA
	(Hz)	(dBuV/m)	(dBuV/m)	(dB)	(dB)	(m)		(°)	(m)	(dBuV)	(dB)	(dB)	(dB)
AV	5.1468G	45.72	54.00	-8.28	1.62	3	Horizontal	54	2.58	44.10	33.40	5.46	37.24
AV	5.222G	98.07	Inf	-Inf	1.45	3	Horizontal	54	2.58	96.62	33.21	5.50	37.26
PK	5.146G	63.32	74.00	-10.68	1.62	3	Horizontal	54	2.58	61.70	33.40	5.46	37.24
PK	5.2232G	110.82	Inf	-Inf	1.45	3	Horizontal	54	2.58	109.37	33.21	5.50	37.26

5.15-5.25GHz_802.11be EHT40_Nss1,(MCS0)_4TX

5230MHz_TX

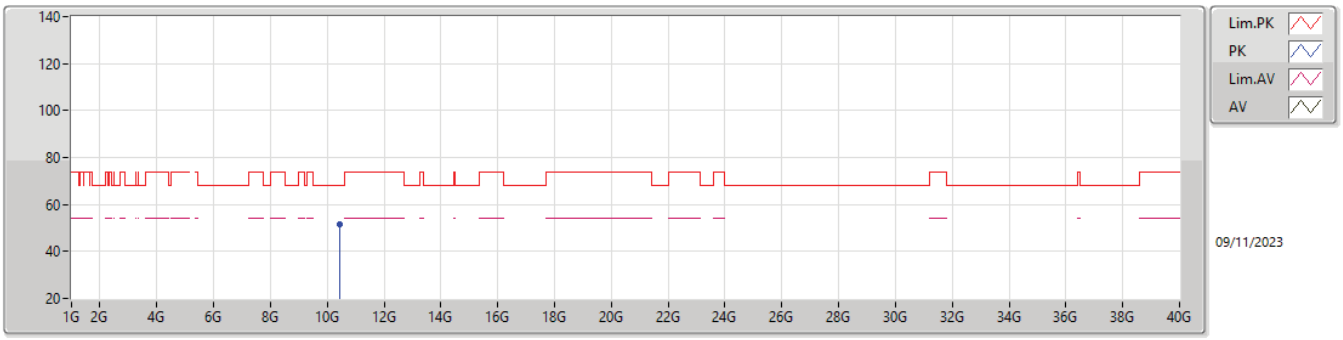

Type	Freq	Level	Limit	Margin	Factor	Dist	Condition	Azimuth	Height	Raw	AF	CL	PA
	(Hz)	(dBuV/m)	(dBuV/m)	(dB)	(dB)	(m)		(°)	(m)	(dBuV)	(dB)	(dB)	(dB)
PK	10.45744G	51.78	68.20	-16.42	9.66	3	Vertical	192	1.55	42.12	39.09	8.08	37.51

5.15-5.25GHz_802.11be EHT40_Nss1,(MCS0)_4TX

5230MHz_TX

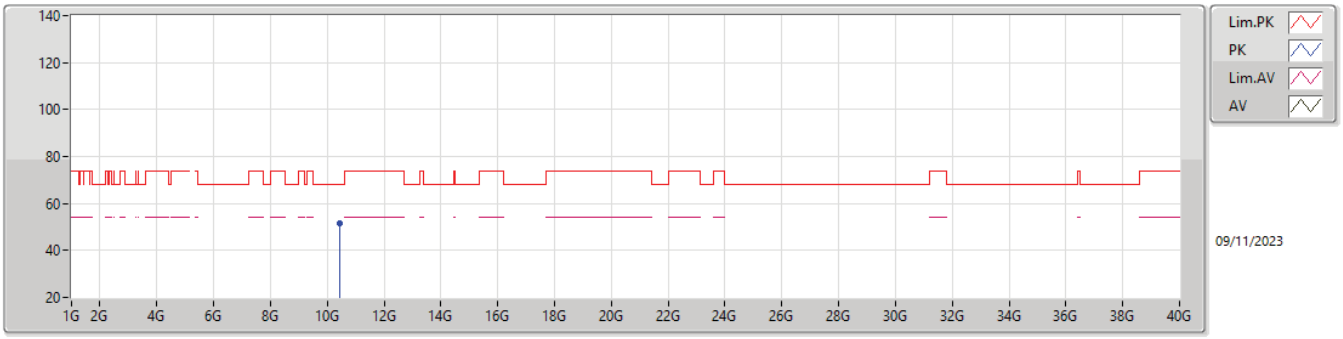

Type	Freq	Level	Limit	Margin	Factor	Dist	Condition	Azimuth	Height	Raw	AF	CL	PA
	(Hz)	(dBuV/m)	(dBuV/m)	(dB)	(dB)	(m)		(°)	(m)	(dBuV)	(dB)	(dB)	(dB)
PK	10.45436G	51.75	68.20	-16.45	9.66	3	Horizontal	192	1.55	42.09	39.09	8.08	37.51

5.25-5.35GHz_802.11be EHT40_Nss1,(MCS0)_4TX

5270MHz_TX

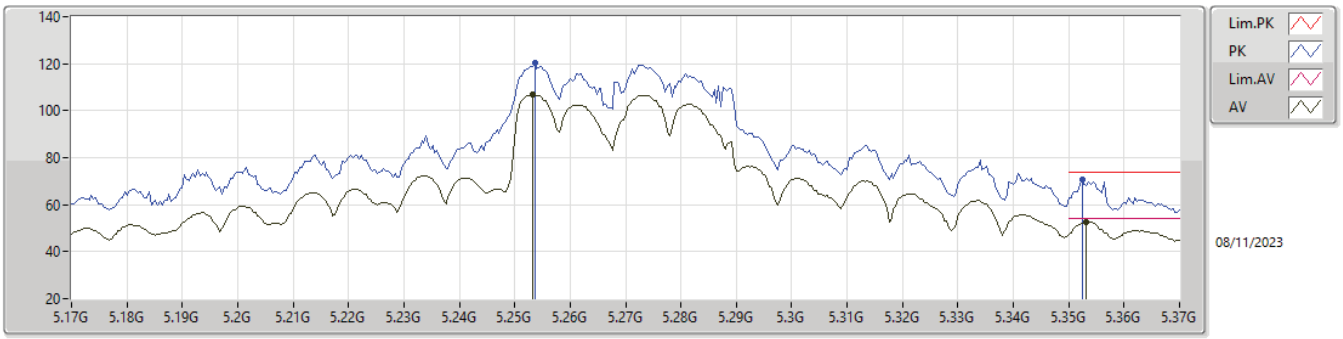

Type	Freq	Level	Limit	Margin	Factor	Dist	Condition	Azimuth	Height	Raw	AF	CL	PA
	(Hz)	(dBuV/m)	(dBuV/m)	(dB)	(dB)	(m)		(°)	(m)	(dBuV)	(dB)	(dB)	(dB)
AV	5.2532G	106.69	Inf	-Inf	1.34	3	Vertical	85	2.58	105.35	33.09	5.52	37.27
AV	5.3532G	52.39	54.00	-1.61	1.28	3	Vertical	85	2.58	51.11	33.00	5.58	37.30
PK	5.2536G	120.20	Inf	-Inf	1.34	3	Vertical	85	2.58	118.86	33.09	5.52	37.27
PK	5.3524G	70.50	74.00	-3.50	1.28	3	Vertical	85	2.58	69.22	33.00	5.58	37.30

5.25-5.35GHz_802.11be EHT40_Nss1,(MCS0)_4TX

5270MHz_TX

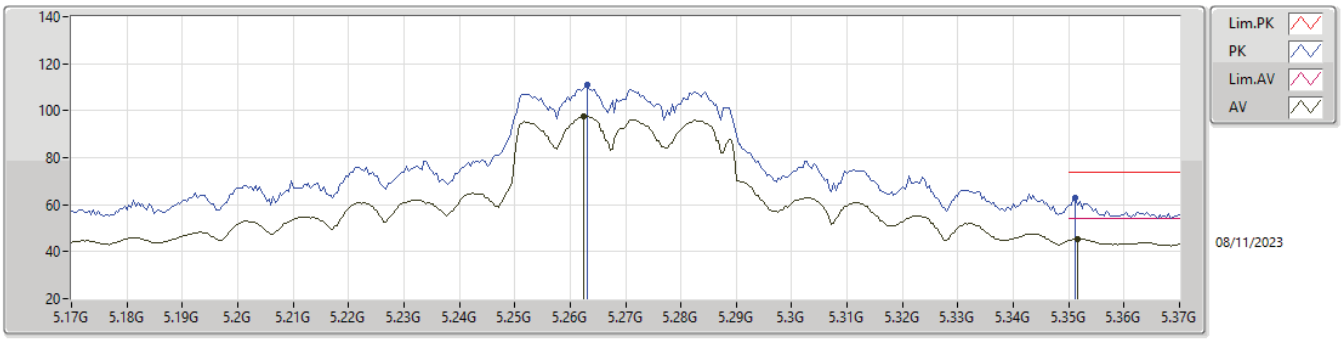

Type	Freq	Level	Limit	Margin	Factor	Dist	Condition	Azimuth	Height	Raw	AF	CL	PA
	(Hz)	(dBuV/m)	(dBuV/m)	(dB)	(dB)	(m)		(°)	(m)	(dBuV)	(dB)	(dB)	(dB)
AV	5.2624G	97.60	Inf	-Inf	1.34	3	Horizontal	55	2.70	96.26	33.08	5.53	37.27
AV	5.3516G	45.55	54.00	-8.45	1.28	3	Horizontal	55	2.70	44.27	33.00	5.58	37.30
PK	5.2632G	111.09	Inf	-Inf	1.33	3	Horizontal	55	2.70	109.76	33.07	5.53	37.27
PK	5.3512G	62.89	74.00	-11.11	1.28	3	Horizontal	55	2.70	61.61	33.00	5.58	37.30

5.25-5.35GHz_802.11be EHT40_Nss1,(MCS0)_4TX

5270MHz_TX

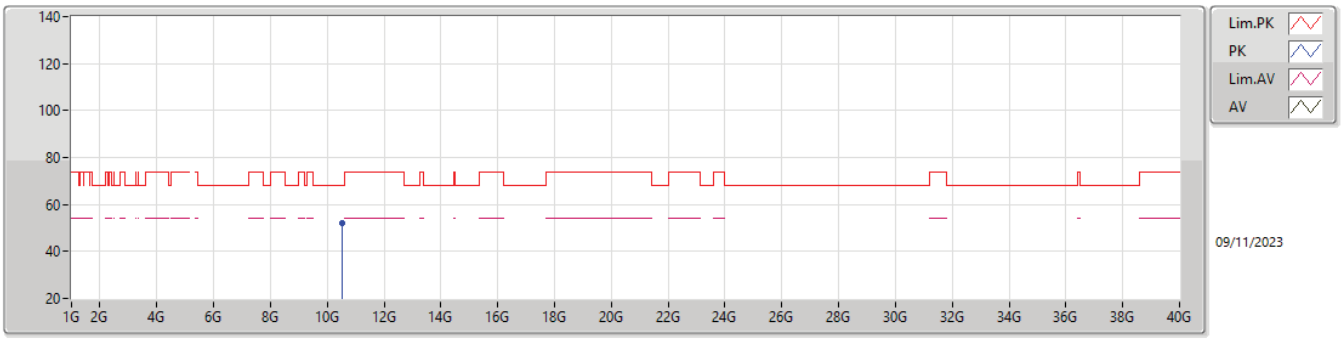

Type	Freq	Level	Limit	Margin	Factor	Dist	Condition	Azimuth	Height	Raw	AF	CL	PA
	(Hz)	(dBuV/m)	(dBuV/m)	(dB)	(dB)	(m)		(°)	(m)	(dBuV)	(dB)	(dB)	(dB)
PK	10.53132G	52.32	68.20	-15.88	9.61	3	Vertical	192	1.55	42.71	39.00	8.12	37.51

5.25-5.35GHz_802.11be EHT40_Nss1,(MCS0)_4TX

5270MHz_TX

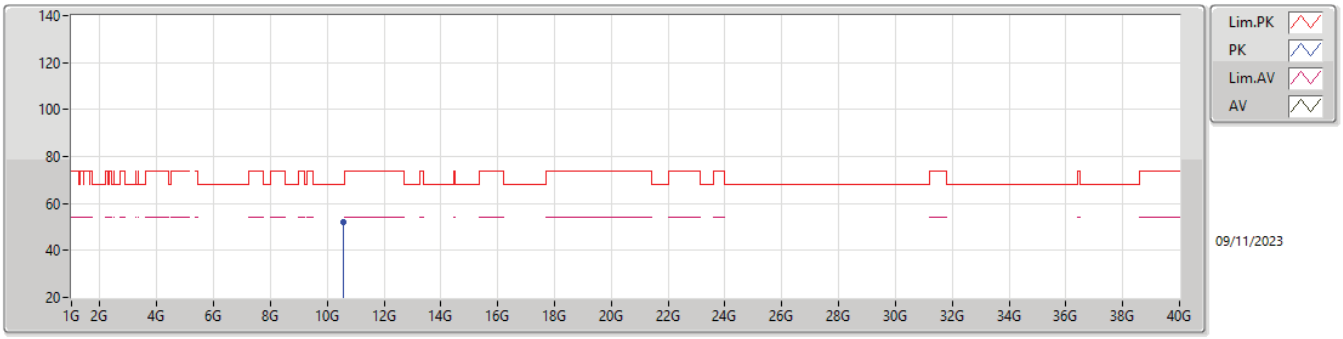

Type	Freq	Level	Limit	Margin	Factor	Dist	Condition	Azimuth	Height	Raw	AF	CL	PA
	(Hz)	(dBuV/m)	(dBuV/m)	(dB)	(dB)	(m)		(°)	(m)	(dBuV)	(dB)	(dB)	(dB)
PK	10.54776G	52.15	68.20	-16.05	9.62	3	Horizontal	192	1.55	42.53	39.00	8.13	37.51

5.25-5.35GHz_802.11be EHT40_Nss1,(MCS0)_4TX

5310MHz_TX

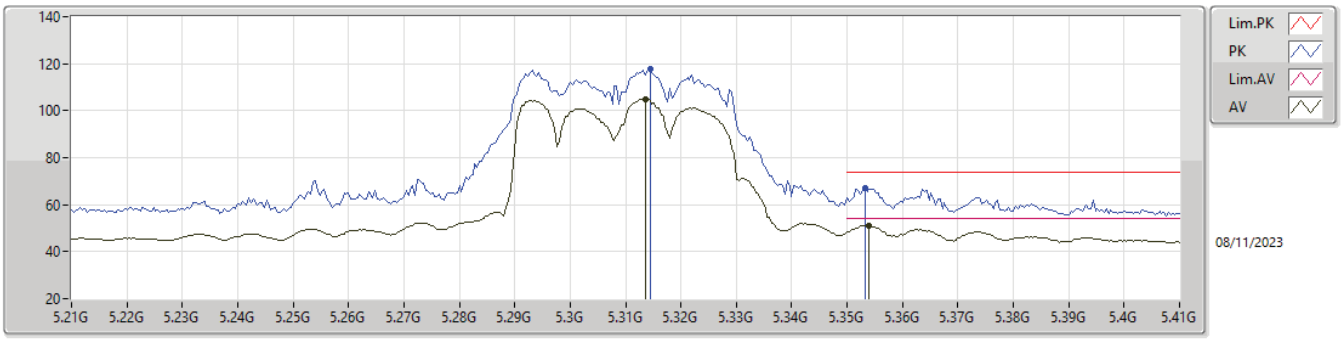

Type	Freq	Level	Limit	Margin	Factor	Dist	Condition	Azimuth	Height	Raw	AF	CL	PA
	(Hz)	(dBuV/m)	(dBuV/m)	(dB)	(dB)	(m)		(°)	(m)	(dBuV)	(dB)	(dB)	(dB)
AV	5.3136G	104.74	Inf	-Inf	1.27	3	Vertical	86	2.50	103.47	33.00	5.56	37.29
AV	5.354G	51.24	54.00	-2.76	1.28	3	Vertical	86	2.50	49.96	33.00	5.58	37.30
PK	5.3144G	118.00	Inf	-Inf	1.27	3	Vertical	86	2.50	116.73	33.00	5.56	37.29
PK	5.3532G	67.16	74.00	-6.84	1.28	3	Vertical	86	2.50	65.88	33.00	5.58	37.30

5.25-5.35GHz_802.11be EHT40_Nss1,(MCS0)_4TX

5310MHz_TX

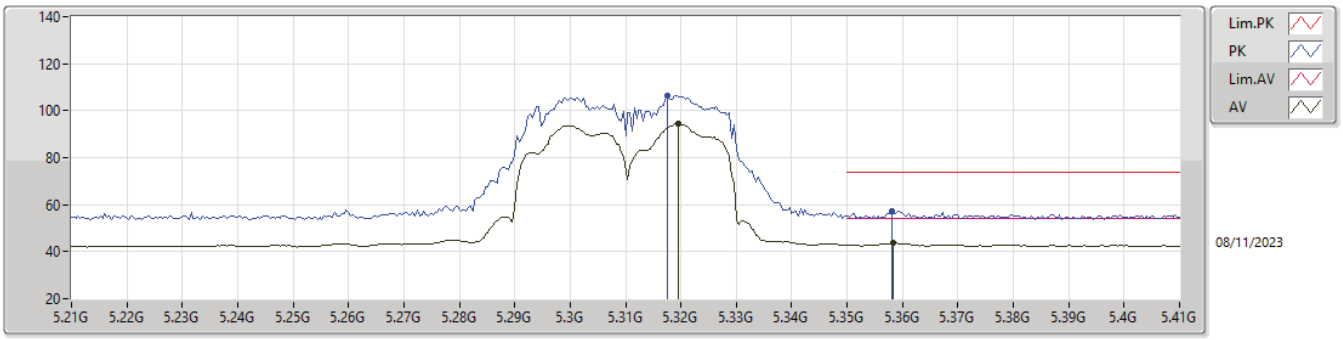

Type	Freq	Level	Limit	Margin	Factor	Dist	Condition	Azimuth	Height	Raw	AF	CL	PA
	(Hz)	(dBuV/m)	(dBuV/m)	(dB)	(dB)	(m)		(°)	(m)	(dBuV)	(dB)	(dB)	(dB)
AV	5.3196G	94.32	Inf	-Inf	1.27	3	Horizontal	140	1.00	93.05	33.00	5.56	37.29
AV	5.3584G	43.75	54.00	-10.25	1.29	3	Horizontal	140	1.00	42.46	33.00	5.59	37.30
PK	5.3176G	106.60	Inf	-Inf	1.27	3	Horizontal	140	1.00	105.33	33.00	5.56	37.29
PK	5.358G	57.46	74.00	-16.54	1.28	3	Horizontal	140	1.00	56.18	33.00	5.58	37.30

5.25-5.35GHz_802.11be EHT40_Nss1,(MCS0)_4TX

5310MHz_TX

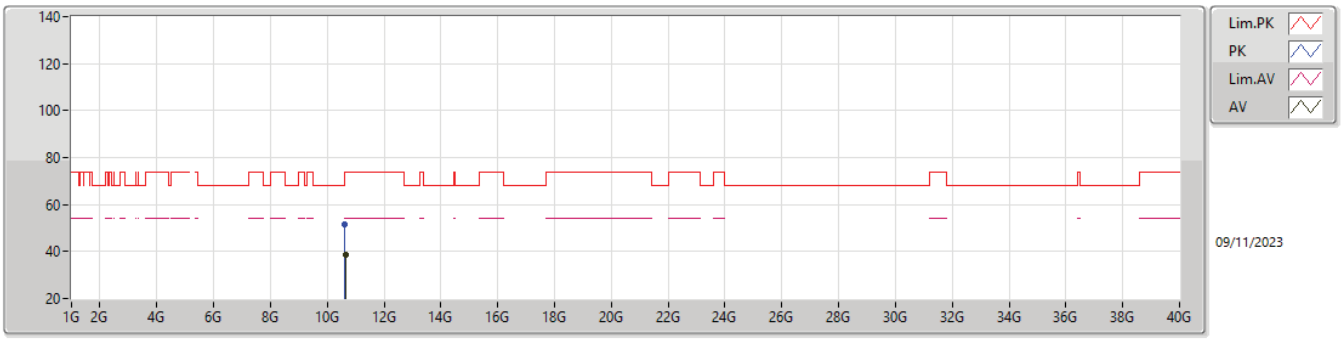

Type	Freq	Level	Limit	Margin	Factor	Dist	Condition	Azimuth	Height	Raw	AF	CL	PA
	(Hz)	(dBuV/m)	(dBuV/m)	(dB)	(dB)	(m)		(°)	(m)	(dBuV)	(dB)	(dB)	(dB)
AV	10.63936G	38.69	54.00	-15.31	10.20	3	Vertical	192	1.55	28.49	39.56	8.17	37.53
PK	10.61376G	51.56	74.00	-22.44	10.10	3	Vertical	192	1.55	41.46	39.46	8.16	37.52

5.25-5.35GHz_802.11be EHT40_Nss1,(MCS0)_4TX

5310MHz_TX

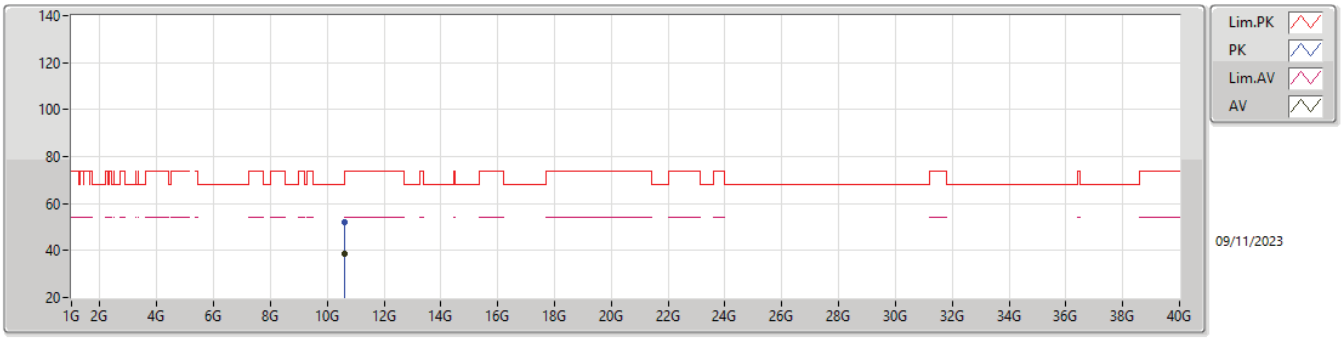

Type	Freq	Level	Limit	Margin	Factor	Dist	Condition	Azimuth	Height	Raw	AF	CL	PA
	(Hz)	(dBuV/m)	(dBuV/m)	(dB)	(dB)	(m)		(°)	(m)	(dBuV)	(dB)	(dB)	(dB)
AV	10.63048G	38.67	54.00	-15.33	10.17	3	Horizontal	192	1.55	28.50	39.52	8.17	37.52
PK	10.63128G	52.12	74.00	-21.88	10.18	3	Horizontal	192	1.55	41.94	39.53	8.17	37.52

5.47-5.725GHz_802.11be EHT40_Nss1,(MCS0)_4TX

5510MHz_TX

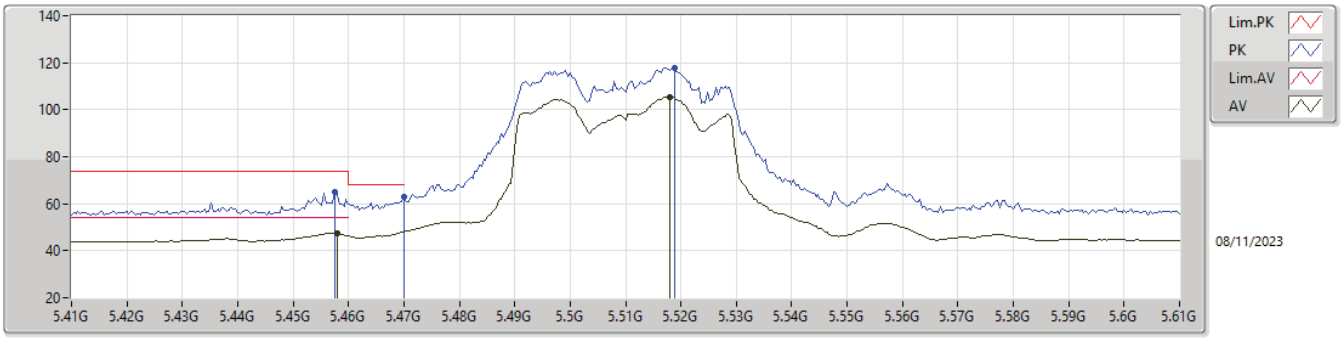

Type	Freq	Level	Limit	Margin	Factor	Dist	Condition	Azimuth	Height	Raw	AF	CL	PA
	(Hz)	(dBuV/m)	(dBuV/m)	(dB)	(dB)	(m)		(°)	(m)	(dBuV)	(dB)	(dB)	(dB)
AV	5.458G	47.43	54.00	-6.57	1.43	3	Vertical	245	2.25	46.00	33.12	5.64	37.33
AV	5.518G	105.41	Inf	-Inf	1.49	3	Vertical	245	2.25	103.92	33.16	5.66	37.33
PK	5.4576G	64.89	74.00	-9.11	1.43	3	Vertical	245	2.25	63.46	33.12	5.64	37.33
PK	5.47G	62.69	68.20	-5.51	1.45	3	Vertical	245	2.25	61.24	33.14	5.64	37.33
PK	5.5188G	117.95	Inf	-Inf	1.49	3	Vertical	245	2.25	116.46	33.16	5.66	37.33

5.47-5.725GHz_802.11be EHT40_Nss1,(MCS0)_4TX

5510MHz_TX

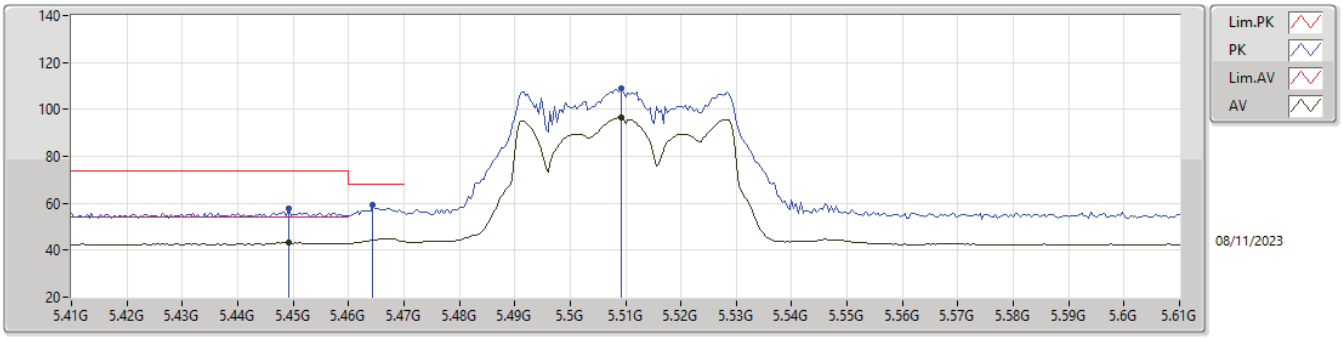

Type	Freq	Level	Limit	Margin	Factor	Dist	Condition	Azimuth	Height	Raw	AF	CL	PA
	(Hz)	(dBuV/m)	(dBuV/m)	(dB)	(dB)	(m)		(°)	(m)	(dBuV)	(dB)	(dB)	(dB)
AV	5.4492G	43.20	54.00	-10.80	1.40	3	Horizontal	144	2.38	41.80	33.10	5.63	37.33
AV	5.5092G	96.37	Inf	-Inf	1.51	3	Horizontal	144	2.38	94.86	33.18	5.66	37.33
PK	5.4492G	57.90	74.00	-16.10	1.40	3	Horizontal	144	2.38	56.50	33.10	5.63	37.33
PK	5.4644G	59.40	68.20	-8.80	1.44	3	Horizontal	144	2.38	57.96	33.13	5.64	37.33
PK	5.5092G	109.10	Inf	-Inf	1.51	3	Horizontal	144	2.38	107.59	33.18	5.66	37.33

5.47-5.725GHz_802.11be EHT40_Nss1,(MCS0)_4TX

5510MHz_TX

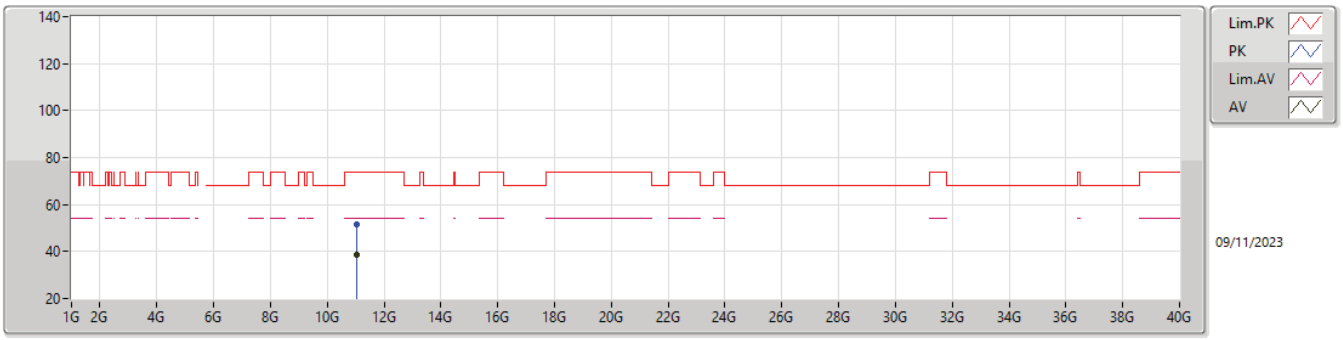

Type	Freq	Level	Limit	Margin	Factor	Dist	Condition	Azimuth	Height	Raw	AF	CL	PA
	(Hz)	(dBuV/m)	(dBuV/m)	(dB)	(dB)	(m)		(°)	(m)	(dBuV)	(dB)	(dB)	(dB)
AV	11.02368G	38.74	54.00	-15.26	9.95	3	Vertical	192	1.55	28.79	39.21	8.35	37.61
PK	11.03248G	51.36	74.00	-22.64	9.92	3	Vertical	192	1.55	41.44	39.17	8.36	37.61

5.47-5.725GHz_802.11be EHT40_Nss1,(MCS0)_4TX

5510MHz_TX

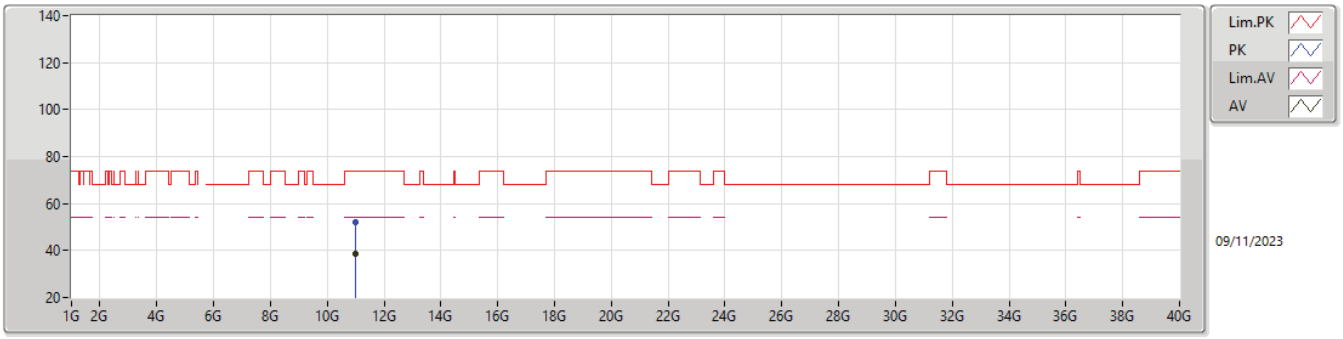

Type	Freq	Level	Limit	Margin	Factor	Dist	Condition	Azimuth	Height	Raw	AF	CL	PA
	(Hz)	(dBuV/m)	(dBuV/m)	(dB)	(dB)	(m)		(°)	(m)	(dBuV)	(dB)	(dB)	(dB)
AV	11.00872G	38.82	54.00	-15.18	10.01	3	Horizontal	192	1.55	28.81	39.27	8.34	37.60
PK	11.00384G	51.93	74.00	-22.07	10.03	3	Horizontal	192	1.55	41.90	39.28	8.34	37.59

5.47-5.725GHz_802.11be EHT40_Nss1,(MCS0)_4TX

5550MHz_TX

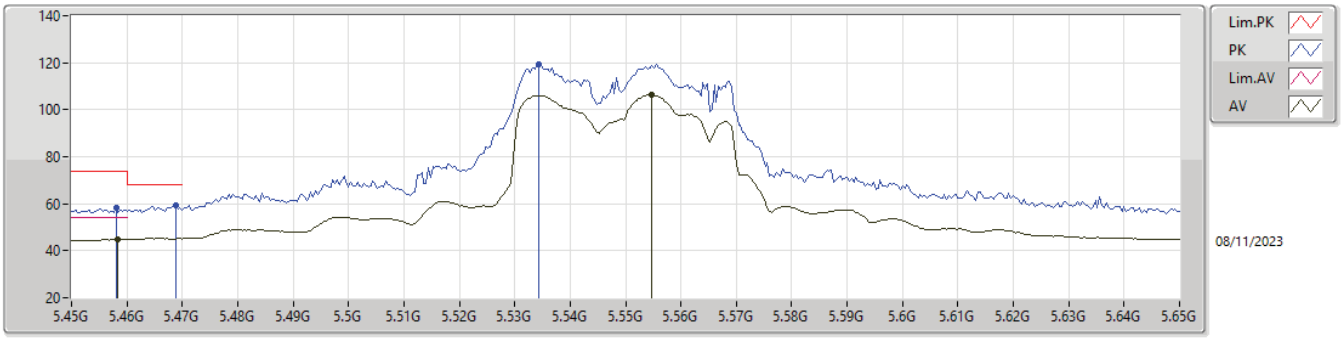

Type	Freq	Level	Limit	Margin	Factor	Dist	Condition	Azimuth	Height	Raw	AF	CL	PA
	(Hz)	(dBuV/m)	(dBuV/m)	(dB)	(dB)	(m)		(°)	(m)	(dBuV)	(dB)	(dB)	(dB)
AV	5.4584G	44.92	54.00	-9.08	1.43	3	Vertical	119	2.37	43.49	33.12	5.64	37.33
AV	5.5548G	106.37	Inf	-Inf	1.49	3	Vertical	119	2.37	104.88	33.11	5.68	37.30
PK	5.458G	58.04	74.00	-15.96	1.43	3	Vertical	119	2.37	56.61	33.12	5.64	37.33
PK	5.4688G	59.21	68.20	-8.99	1.45	3	Vertical	119	2.37	57.76	33.14	5.64	37.33
PK	5.5344G	119.14	Inf	-Inf	1.49	3	Vertical	119	2.37	117.65	33.13	5.67	37.31

5.47-5.725GHz_802.11be EHT40_Nss1,(MCS0)_4TX

5550MHz_TX

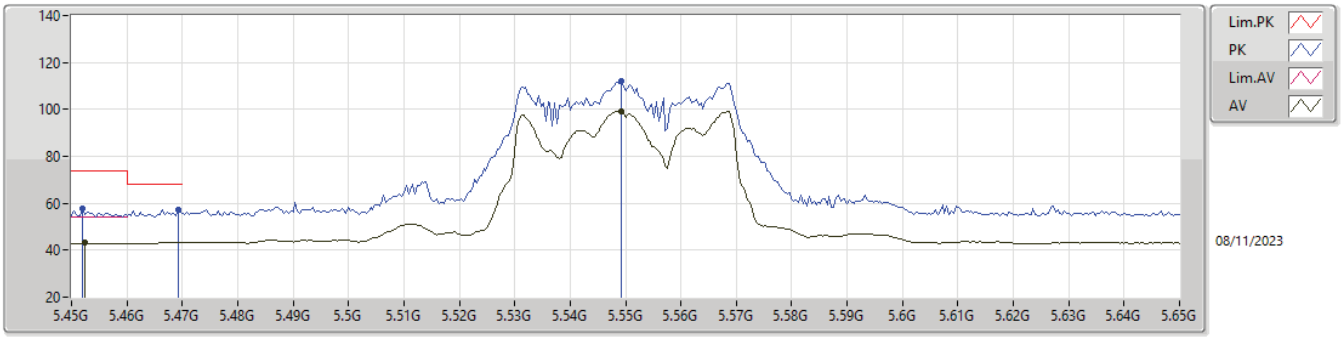

Type	Freq	Level	Limit	Margin	Factor	Dist	Condition	Azimuth	Height	Raw	AF	CL	PA
	(Hz)	(dBuV/m)	(dBuV/m)	(dB)	(dB)	(m)		(°)	(m)	(dBuV)	(dB)	(dB)	(dB)
AV	5.4524G	43.03	54.00	-10.97	1.40	3	Horizontal	144	2.87	41.63	33.10	5.63	37.33
AV	5.5492G	99.28	Inf	-Inf	1.48	3	Horizontal	144	2.87	97.80	33.10	5.68	37.30
PK	5.452G	57.94	74.00	-16.06	1.40	3	Horizontal	144	2.87	56.54	33.10	5.63	37.33
PK	5.4692G	57.46	68.20	-10.74	1.45	3	Horizontal	144	2.87	56.01	33.14	5.64	37.33
PK	5.5492G	111.94	Inf	-Inf	1.48	3	Horizontal	144	2.87	110.46	33.10	5.68	37.30

5.47-5.725GHz_802.11be EHT40_Nss1,(MCS0)_4TX

5550MHz_TX

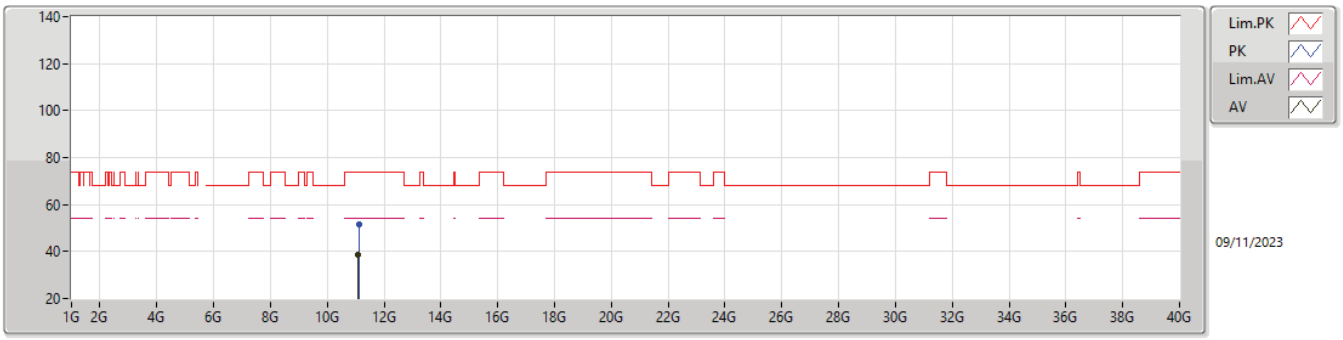

Type	Freq	Level	Limit	Margin	Factor	Dist	Condition	Azimuth	Height	Raw	AF	CL	PA
	(Hz)	(dBuV/m)	(dBuV/m)	(dB)	(dB)	(m)		(°)	(m)	(dBuV)	(dB)	(dB)	(dB)
AV	11.08848G	38.52	54.00	-15.48	9.83	3	Vertical	192	1.55	28.69	39.10	8.38	37.65
PK	11.112G	51.42	74.00	-22.58	9.85	3	Vertical	192	1.55	41.57	39.12	8.39	37.66

5.47-5.725GHz_802.11be EHT40_Nss1,(MCS0)_4TX

5550MHz_TX

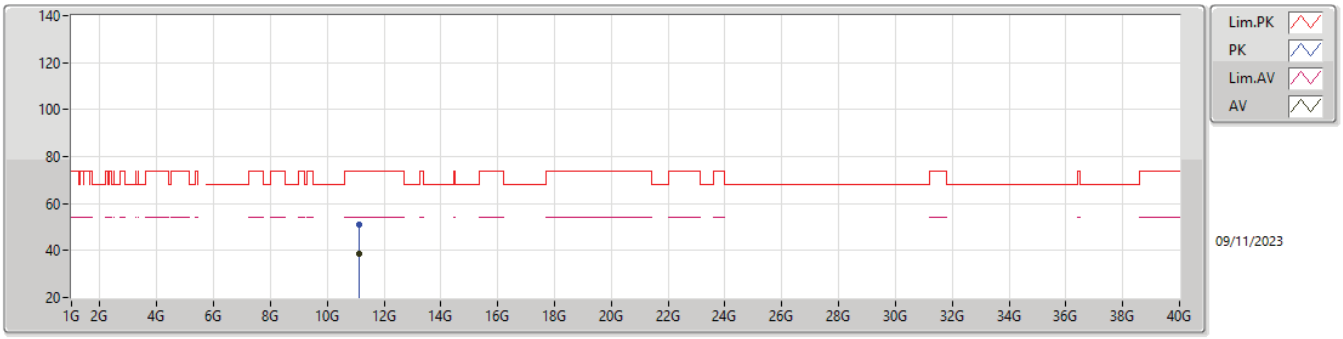

Type	Freq	Level	Limit	Margin	Factor	Dist	Condition	Azimuth	Height	Raw	AF	CL	PA
	(Hz)	(dBuV/m)	(dBuV/m)	(dB)	(dB)	(m)		(°)	(m)	(dBuV)	(dB)	(dB)	(dB)
AV	11.11904G	38.61	54.00	-15.39	9.87	3	Horizontal	192	1.55	28.74	39.14	8.40	37.67
PK	11.1108G	51.26	74.00	-22.74	9.85	3	Horizontal	192	1.55	41.41	39.12	8.39	37.66

5.47-5.725GHz_802.11be EHT40_Nss1,(MCS0)_4TX

5670MHz_TX

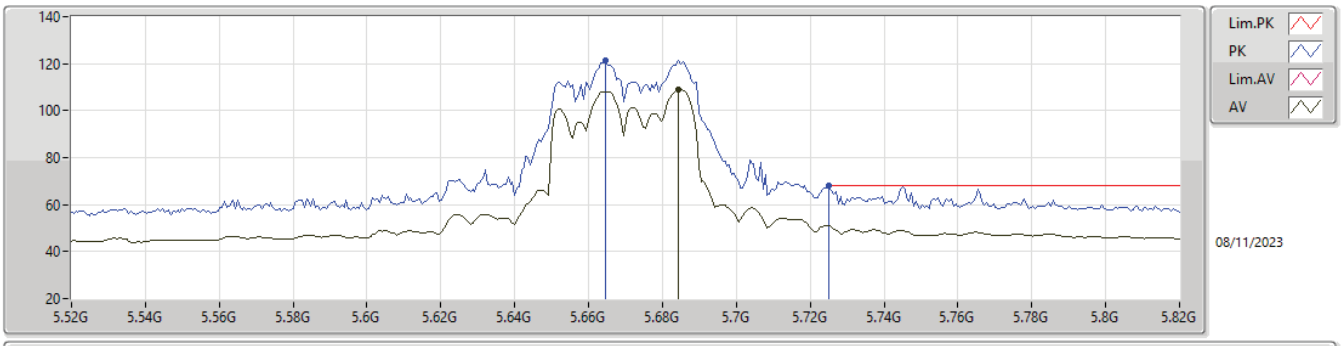

Type	Freq	Level	Limit	Margin	Factor	Dist	Condition	Azimuth	Height	Raw	AF	CL	PA
	(Hz)	(dBuV/m)	(dBuV/m)	(dB)	(dB)	(m)		(°)	(m)	(dBuV)	(dB)	(dB)	(dB)
AV	5.6844G	108.82	Inf	-Inf	2.23	3	Vertical	57	2.59	106.59	33.68	5.75	37.20
PK	5.6646G	121.45	Inf	-Inf	2.04	3	Vertical	57	2.59	119.41	33.52	5.74	37.22
PK	5.7252G	67.93	68.20	-0.27	2.50	3	Vertical	57	2.59	65.43	33.90	5.77	37.17

5.47-5.725GHz_802.11be EHT40_Nss1,(MCS0)_4TX

5670MHz_TX

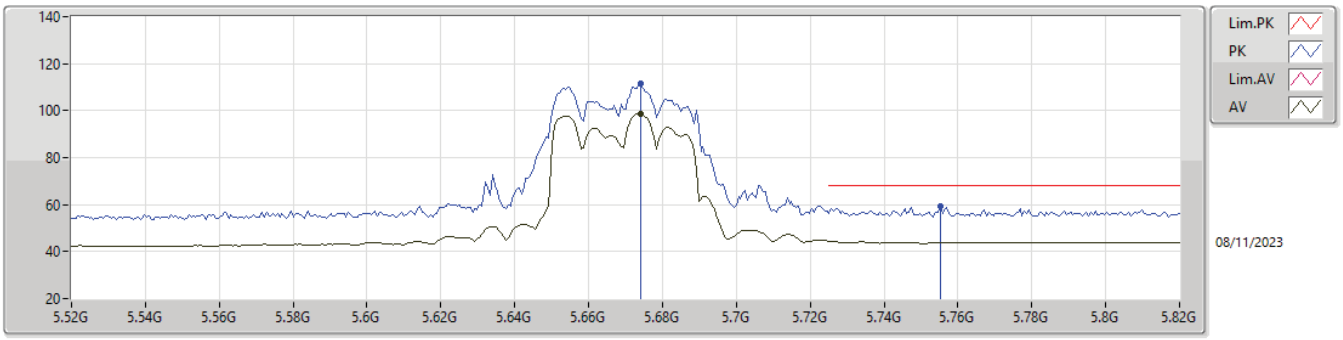

Type	Freq	Level	Limit	Margin	Factor	Dist	Condition	Azimuth	Height	Raw	AF	CL	PA
	(Hz)	(dBuV/m)	(dBuV/m)	(dB)	(dB)	(m)		(°)	(m)	(dBuV)	(dB)	(dB)	(dB)
AV	5.6742G	98.74	Inf	-Inf	2.12	3	Horizontal	43	3.00	96.62	33.59	5.74	37.21
PK	5.6742G	111.73	Inf	-Inf	2.12	3	Horizontal	43	3.00	109.61	33.59	5.74	37.21
PK	5.7552G	59.11	68.20	-9.09	2.67	3	Horizontal	43	3.00	56.44	34.03	5.79	37.15

5.47-5.725GHz_802.11be EHT40_Nss1,(MCS0)_4TX

5670MHz_TX

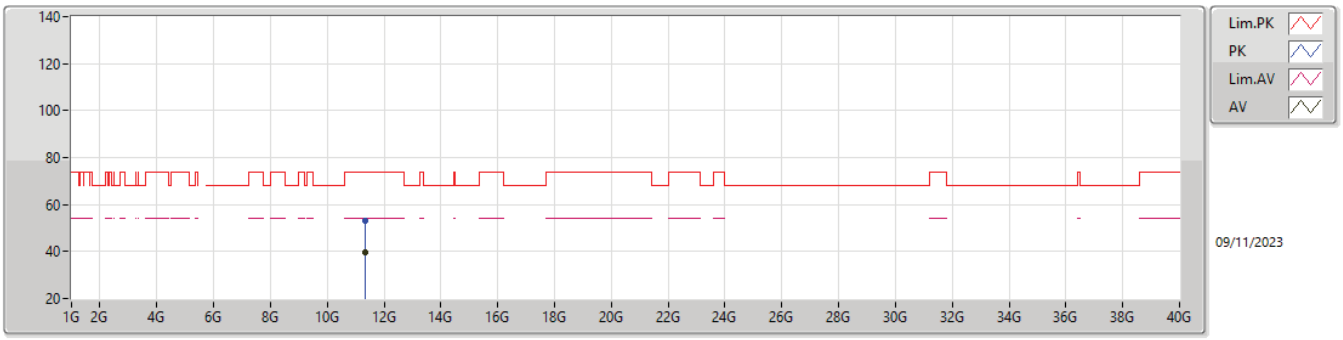

Type	Freq	Level	Limit	Margin	Factor	Dist	Condition	Azimuth	Height	Raw	AF	CL	PA
	(Hz)	(dBuV/m)	(dBuV/m)	(dB)	(dB)	(m)		(°)	(m)	(dBuV)	(dB)	(dB)	(dB)
AV	11.35648G	39.50	54.00	-14.50	10.18	3	Vertical	192	1.55	29.32	39.50	8.51	37.83
PK	11.33768G	52.86	74.00	-21.14	10.14	3	Vertical	192	1.55	42.72	39.45	8.50	37.81

5.47-5.725GHz_802.11be EHT40_Nss1,(MCS0)_4TX

5670MHz_TX

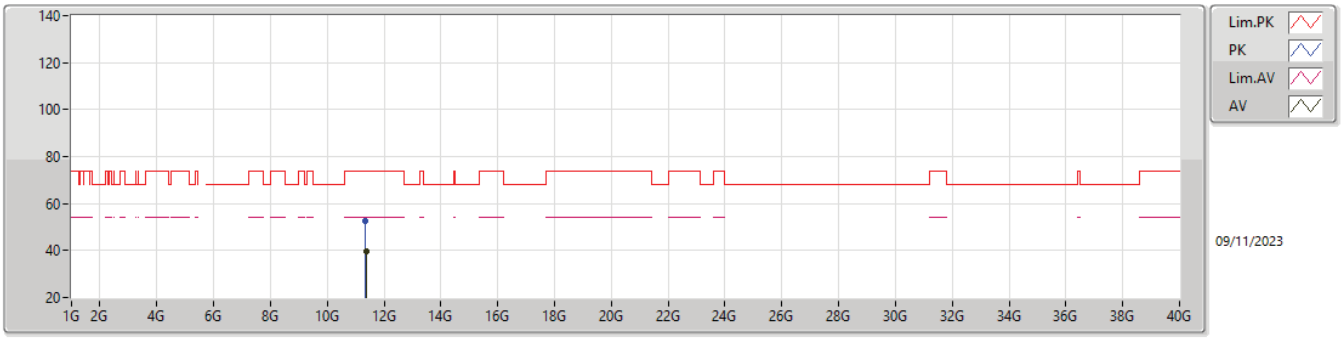

Type	Freq	Level	Limit	Margin	Factor	Dist	Condition	Azimuth	Height	Raw	AF	CL	PA
	(Hz)	(dBuV/m)	(dBuV/m)	(dB)	(dB)	(m)		(°)	(m)	(dBuV)	(dB)	(dB)	(dB)
AV	11.35904G	39.49	54.00	-14.51	10.18	3	Horizontal	192	1.55	29.31	39.50	8.51	37.83
PK	11.35672G	52.80	74.00	-21.20	10.18	3	Horizontal	192	1.55	42.62	39.50	8.51	37.83

5.47-5.725GHz_802.11be EHT40_Nss1,(MCS0)_4TX

5710MHz Straddle 5.47-5.725GHz_TX

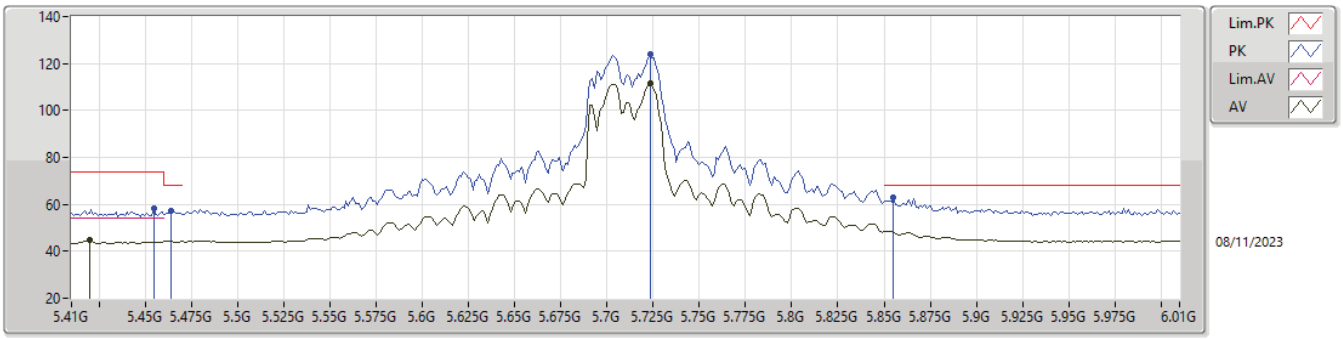

Type	Freq	Level	Limit	Margin	Factor	Dist	Condition	Azimuth	Height	Raw	AF	CL	PA
	(Hz)	(dBuV/m)	(dBuV/m)	(dB)	(dB)	(m)		(°)	(m)	(dBuV)	(dB)	(dB)	(dB)
AV	5.4196G	44.60	54.00	-9.40	1.34	3	Vertical	238	2.90	43.26	33.04	5.62	37.32
AV	5.7232G	111.50	Inf	-Inf	2.49	3	Vertical	238	2.90	109.01	33.89	5.77	37.17
PK	5.4544G	58.30	74.00	-15.70	1.41	3	Vertical	238	2.90	56.89	33.11	5.63	37.33
PK	5.464G	57.00	68.20	-11.20	1.44	3	Vertical	238	2.90	55.56	33.13	5.64	37.33
PK	5.7232G	123.75	Inf	-Inf	2.49	3	Vertical	238	2.90	121.26	33.89	5.77	37.17
PK	5.8552G	62.82	68.20	-5.38	3.08	3	Vertical	238	2.90	59.74	34.32	5.84	37.08

5.47-5.725GHz_802.11be EHT40_Nss1,(MCS0)_4TX

5710MHz Straddle 5.47-5.725GHz_TX

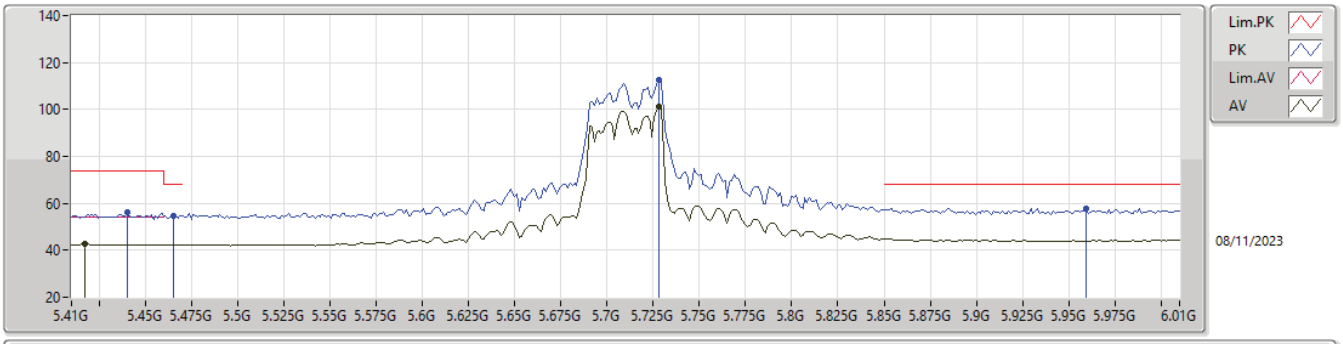

Type	Freq	Level	Limit	Margin	Factor	Dist	Condition	Azimuth	Height	Raw	AF	CL	PA
	(Hz)	(dBuV/m)	(dBuV/m)	(dB)	(dB)	(m)		(°)	(m)	(dBuV)	(dB)	(dB)	(dB)
AV	5.4172G	42.59	54.00	-11.41	1.33	3	Horizontal	56	2.74	41.26	33.03	5.62	37.32
AV	5.728G	101.07	Inf	-Inf	2.51	3	Horizontal	56	2.74	98.56	33.91	5.77	37.17
PK	5.44G	56.14	74.00	-17.86	1.39	3	Horizontal	56	2.74	54.75	33.08	5.63	37.32
PK	5.4652G	54.87	68.20	-13.33	1.44	3	Horizontal	56	2.74	53.43	33.13	5.64	37.33
PK	5.728G	112.37	Inf	-Inf	2.51	3	Horizontal	56	2.74	109.86	33.91	5.77	37.17
PK	5.9596G	57.96	68.20	-10.24	3.40	3	Horizontal	56	2.74	54.56	34.50	5.90	37.00

5.47-5.725GHz_802.11be EHT40_Nss1,(MCS0)_4TX

5710MHz Straddle 5.47-5.725GHz_TX

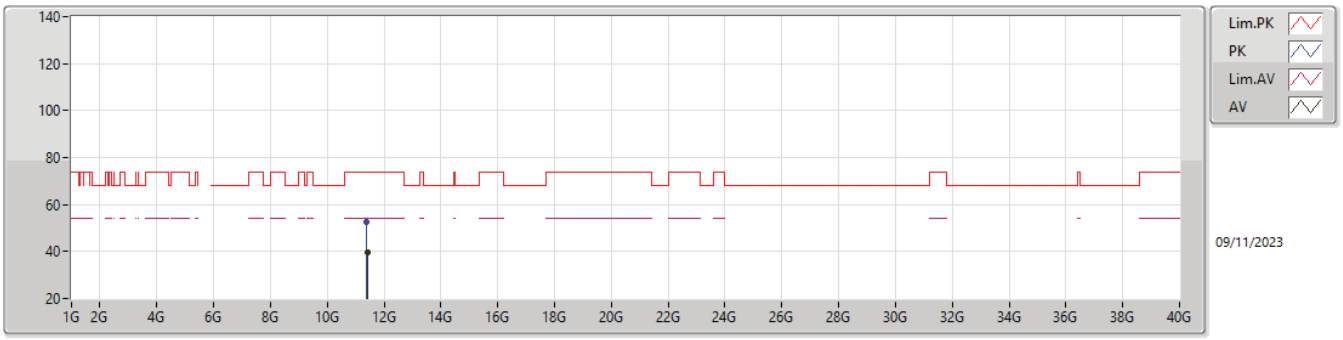

Type	Freq	Level	Limit	Margin	Factor	Dist	Condition	Azimuth	Height	Raw	AF	CL	PA
	(Hz)	(dBuV/m)	(dBuV/m)	(dB)	(dB)	(m)		(°)	(m)	(dBuV)	(dB)	(dB)	(dB)
AV	11.4028G	39.44	54.00	-14.56	10.16	3	Vertical	192	1.55	29.28	39.49	8.53	37.86
PK	11.4008G	52.49	74.00	-21.51	10.18	3	Vertical	192	1.55	42.31	39.50	8.53	37.85

5.47-5.725GHz_802.11be EHT40_Nss1,(MCS0)_4TX

5710MHz Straddle 5.47-5.725GHz_TX

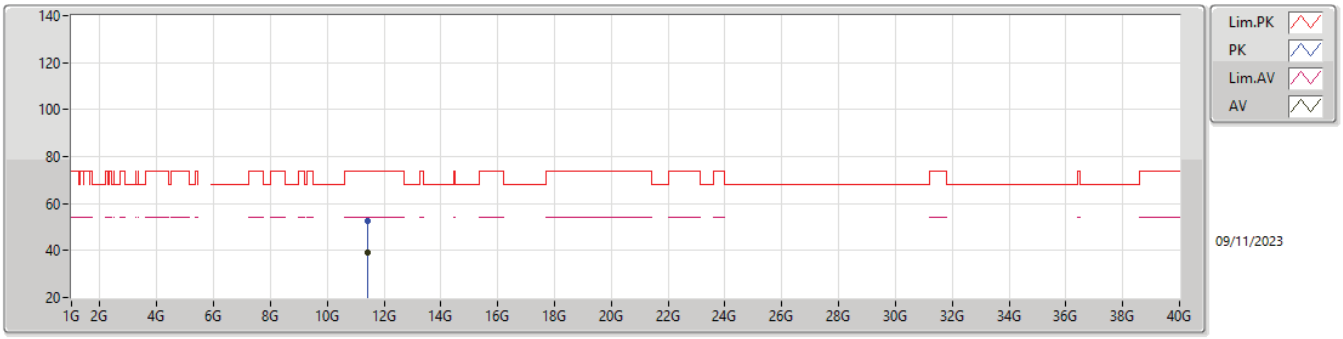

Type	Freq	Level	Limit	Margin	Factor	Dist	Condition	Azimuth	Height	Raw	AF	CL	PA
	(Hz)	(dBuV/m)	(dBuV/m)	(dB)	(dB)	(m)		(°)	(m)	(dBuV)	(dB)	(dB)	(dB)
AV	11.40576G	39.37	54.00	-14.63	10.15	3	Horizontal	192	1.55	29.22	39.48	8.53	37.86
PK	11.4084G	52.52	74.00	-21.48	10.14	3	Horizontal	192	1.55	42.38	39.47	8.53	37.86

5.725-5.85GHz_802.11be EHT40_Nss1,(MCS0)_4TX

5755MHz_TX

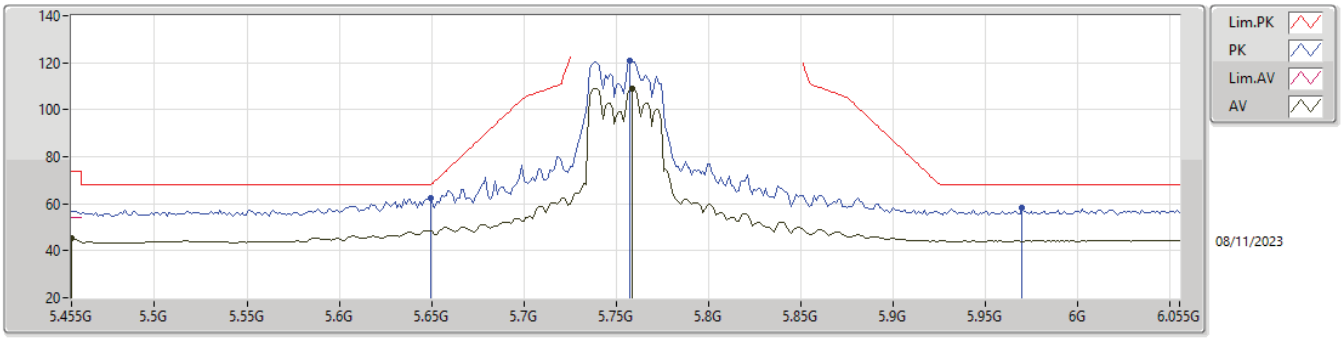

Type	Freq	Level	Limit	Margin	Factor	Dist	Condition	Azimuth	Height	Raw	AF	CL	PA
	(Hz)	(dBuV/m)	(dBuV/m)	(dB)	(dB)	(m)		(°)	(m)	(dBuV)	(dB)	(dB)	(dB)
AV	5.455G	45.10	54.00	-8.90	1.41	3	Vertical	300	2.91	43.69	33.11	5.63	37.33
AV	5.7586G	109.09	Inf	-Inf	2.69	3	Vertical	300	2.91	106.40	34.05	5.79	37.15
PK	5.6494G	62.31	68.20	-5.89	1.90	3	Vertical	300	2.91	60.41	33.40	5.73	37.23
PK	5.7574G	120.68	Inf	-Inf	2.68	3	Vertical	300	2.91	118.00	34.04	5.79	37.15
PK	5.9698G	58.24	68.20	-9.96	3.41	3	Vertical	300	2.91	54.83	34.50	5.90	36.99

5.725-5.85GHz_802.11be EHT40_Nss1,(MCS0)_4TX

5755MHz_TX

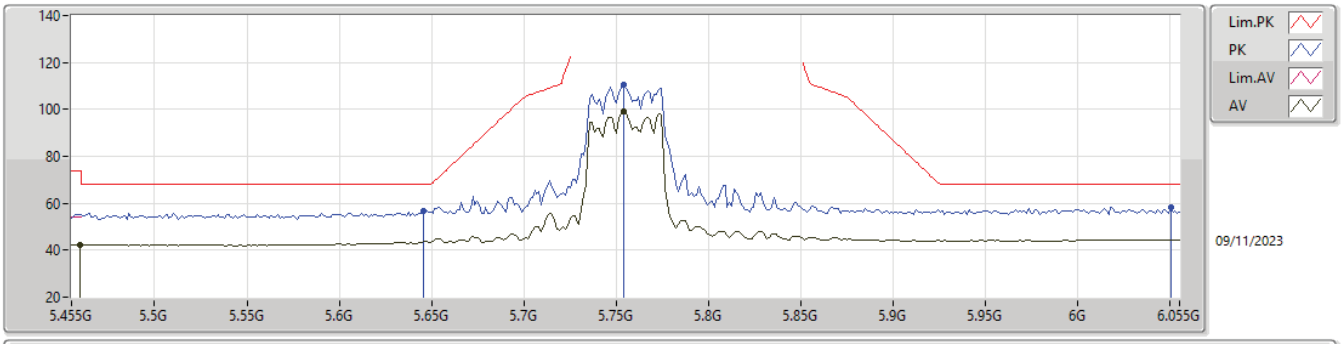

Type	Freq	Level	Limit	Margin	Factor	Dist	Condition	Azimuth	Height	Raw	AF	CL	PA
	(Hz)	(dBuV/m)	(dBuV/m)	(dB)	(dB)	(m)		(°)	(m)	(dBuV)	(dB)	(dB)	(dB)
AV	5.4598G	42.45	54.00	-11.55	1.43	3	Horizontal	57	2.66	41.02	33.12	5.64	37.33
AV	5.7538G	99.27	Inf	-Inf	2.65	3	Horizontal	57	2.66	96.62	34.02	5.78	37.15
PK	5.6458G	56.76	68.20	-11.44	1.88	3	Horizontal	57	2.66	54.88	33.38	5.73	37.23
PK	5.7538G	110.50	Inf	-Inf	2.65	3	Horizontal	57	2.66	107.85	34.02	5.78	37.15
PK	6.0502G	58.25	68.20	-9.95	3.49	3	Horizontal	57	2.66	54.76	34.50	5.94	36.95

5.725-5.85GHz_802.11be EHT40_Nss1,(MCS0)_4TX

5755MHz_TX

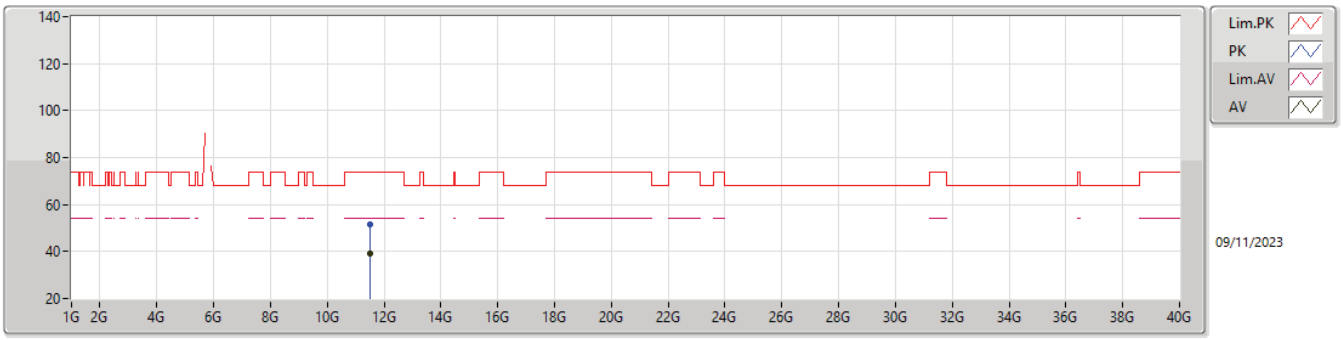

Type	Freq	Level	Limit	Margin	Factor	Dist	Condition	Azimuth	Height	Raw	AF	CL	PA
	(Hz)	(dBuV/m)	(dBuV/m)	(dB)	(dB)	(m)		(°)	(m)	(dBuV)	(dB)	(dB)	(dB)
AV	11.49888G	38.88	54.00	-15.12	10.05	3	Vertical	192	1.55	28.83	39.40	8.57	37.92
PK	11.49976G	51.71	74.00	-22.29	10.05	3	Vertical	192	1.55	41.66	39.40	8.57	37.92

5.725-5.85GHz_802.11be EHT40_Nss1,(MCS0)_4TX

5755MHz_TX

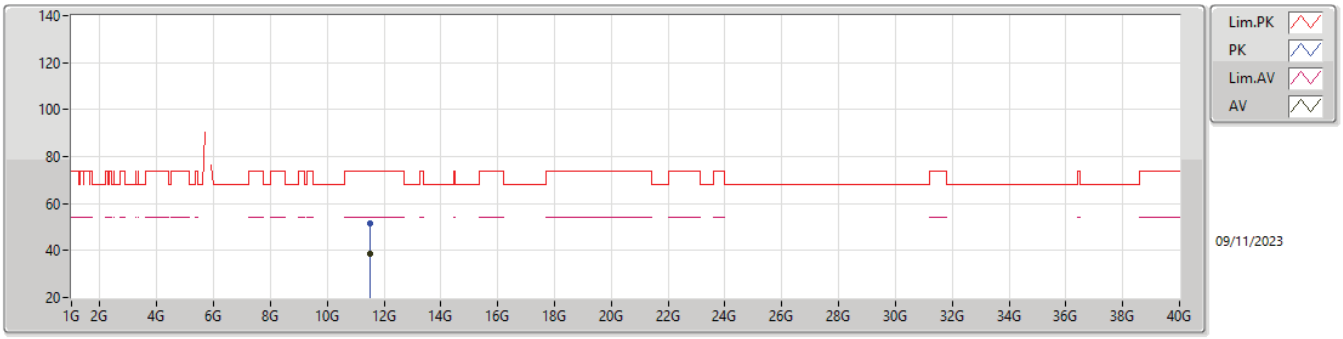

Type	Freq	Level	Limit	Margin	Factor	Dist	Condition	Azimuth	Height	Raw	AF	CL	PA
	(Hz)	(dBuV/m)	(dBuV/m)	(dB)	(dB)	(m)		(°)	(m)	(dBuV)	(dB)	(dB)	(dB)
AV	11.49232G	38.82	54.00	-15.18	10.04	3	Horizontal	192	1.55	28.78	39.38	8.57	37.91
PK	11.51568G	51.81	74.00	-22.19	10.00	3	Horizontal	192	1.55	41.81	39.34	8.58	37.92