Appendix F: Test Results of Radiation Spurious Emissions & Mains Conducted Emission (Spruce_Panel antenna)

Band Edges, 4.5GHz ~ 5.15GHz

U-NII-1

802.11a	
CH 36 (Horizontal) Peak	CH 36 (Vertical) Peak

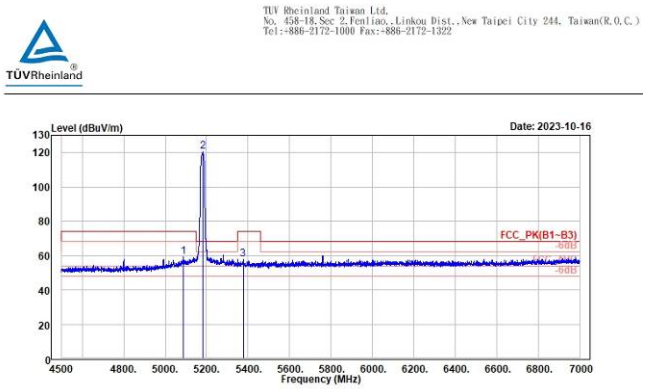

	Freq	Level	Read Level	Factor	Limit Line	Over Limit	APos	TPos	Remark	Pol/Phase	Note
	MHz	dBuV/m	dBuV	dB/m	dBuV/m	dB	cm	deg			
1	5088.00	59.23	17.94	41.29	74.00	-14.77	172	356	Peak	Horizontal	
2 *	5180.00	120.84	79.27	41.57	68.20	52.64	172	356	Peak	Horizontal	
3	5376.00	57.90	15.77	42.13	74.00	-16.10	172	356	Peak	Horizontal	

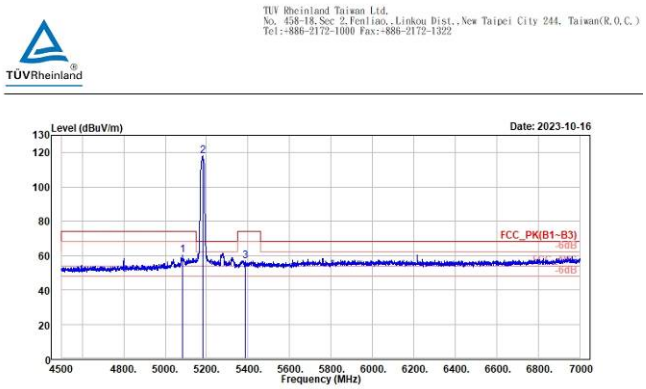

	Freq	Level	Read Level	Factor	Limit Line	Over Limit	APos	TPos	Remark	Pol/Phase	Note
	MHz	dBuV/m	dBuV	dB/m	dBuV/m	dB	cm	deg			
1	5083.00	60.18	18.89	41.29	74.00	-13.82	177	355	Peak	Vertical	
2 *	5180.00	117.93	76.36	41.57	68.20	49.73	177	355	Peak	Vertical	
3	5387.00	57.04	14.74	42.30	74.00	-16.96	177	355	Peak	Vertical	

802.11a

CH 36 (Horizontal) Average

TÜV Rheinland Taiwan Ltd.
No. 458-18, Sec 2, Fenliao, Linkou Dist., New Taipei City 244, Taiwan(R.O.C.)
Tel:+886-2172-1000 Fax:+886-2172-1322

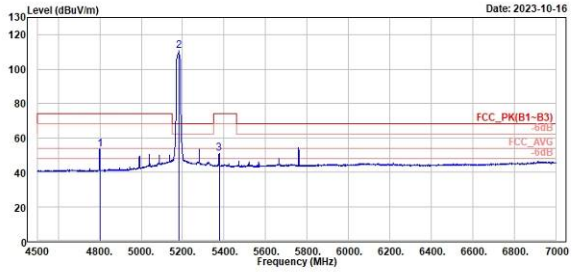

		Freq	Level	Read Level	Factor	Limit Line	Over Limit	APos	TPos	Remark	Pol/Phase	Note
		MHz	dBuV/m	dBuV	dB/m	dBuV/m	dB	cm	deg			
1	!	4800.00	53.21	12.21	41.00	54.00	-0.79	172	356	Average	Horizontal	
2	*	5180.00	110.51	68.94	41.57	54.00	56.51	172	356	Average	Horizontal	
3	!	5376.00	50.97	8.84	42.13	54.00	-3.03	172	356	Average	Horizontal	

CH 36 (Vertical) Average

TÜV Rheinland Taiwan Ltd.
No. 458-18, Sec 2, Fenliao, Linkou Dist., New Taipei City 244, Taiwan(R.O.C.)
Tel:+886-2172-1000 Fax:+886-2172-1322

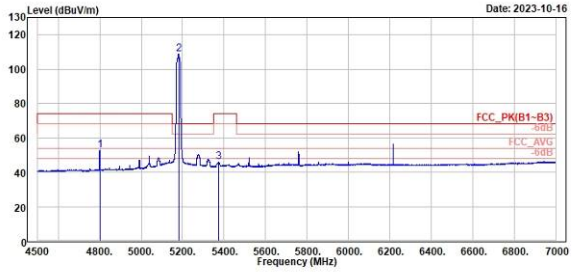

		Freq	Level	Read Level	Factor	Limit Line	Over Limit	APos	TPos	Remark	Pol/Phase	Note
		MHz	dBuV/m	dBuV	dB/m	dBuV/m	dB	cm	deg			
1	!	4800.00	52.85	11.85	41.00	54.00	-1.15	177	355	Average	Vertical	
2	*	5180.00	108.84	67.27	41.57	54.00	54.84	177	355	Average	Vertical	
3		5373.50	45.74	3.64	42.10	54.00	-8.26	177	355	Average	Vertical	

802.11a

CH 40 (Horizontal) Peak

TÜV Rheinland Taiwan Ltd.
No. 458-18, Sec 2, Fenliao, Linkou Dist., New Taipei City 244, Taiwan(R.O.C.)
Tel:+886-2172-1000 Fax:+886-2172-1322

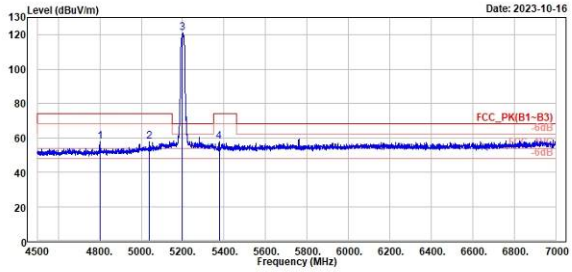

	Freq	Level	Read Level	Factor	Limit Line	Over Limit	APos	TPos	Remark	Pol/Phase	Note
	MHz	dBuV/m	dBuV	dB/m	dBuV/m	dB	cm	deg			
1	4800.00	57.81	16.81	41.00	74.00	-16.19	179	357	Peak	Horizontal	
2	5040.50	57.85	16.60	41.25	74.00	-16.15	179	357	Peak	Horizontal	
3 *	5200.00	121.15	79.49	41.66	68.20	52.95	179	357	Peak	Horizontal	
4	5376.00	58.07	15.94	42.13	74.00	-15.93	179	357	Peak	Horizontal	

CH 40 (Vertical) Peak

TÜV Rheinland Taiwan Ltd.
No. 458-18, Sec 2, Fenliao, Linkou Dist., New Taipei City 244, Taiwan(R.O.C.)
Tel:+886-2172-1000 Fax:+886-2172-1322

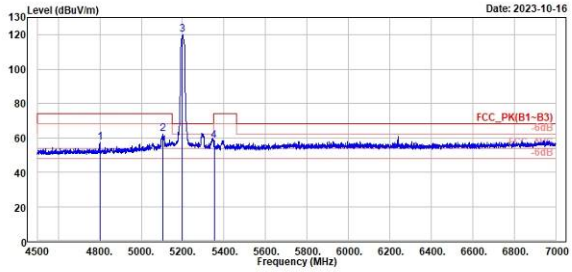

	Freq	Level	Read Level	Factor	Limit Line	Over Limit	APos	TPos	Remark	Pol/Phase	Note
	MHz	dBuV/m	dBuV	dB/m	dBuV/m	dB	cm	deg			
1	4800.00	57.11	16.11	41.00	74.00	-16.89	178	356	Peak	Vertical	
2	5105.00	62.35	21.03	41.32	74.00	-11.65	178	356	Peak	Vertical	
3 *	5200.00	120.21	78.55	41.66	68.20	52.01	178	356	Peak	Vertical	
4	5351.50	58.52	16.74	41.78	74.00	-15.48	178	356	Peak	Vertical	

802.11a

CH 40 (Horizontal) Average

TÜV Rheinland Taiwan Ltd.
No. 458-18, Sec 2, Fenliao, Linkou Dist., New Taipei City 244, Taiwan(R.O.C.)
Tel:+886-2172-1000 Fax:+886-2172-1322

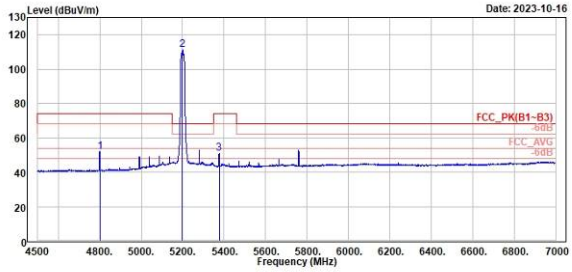

		Freq	Level	Read Level	Factor	Limit Line	Over Limit	APos	TPos	Remark	Pol/Phase	Note
		MHz	dBuV/m	dBuV	dB/m	dBuV/m	dB	cm	deg			
1	!	4800.00	52.09	11.09	41.00	54.00	-1.91	179	357	Average	Horizontal	
2	*	5200.00	111.43	69.77	41.66	54.00	57.43	179	357	Average	Horizontal	
3	!	5376.00	50.67	8.54	42.13	54.00	-3.33	179	357	Average	Horizontal	

CH 40 (Vertical) Average

TÜV Rheinland Taiwan Ltd.
No. 458-18, Sec 2, Fenliao, Linkou Dist., New Taipei City 244, Taiwan(R.O.C.)
Tel:+886-2172-1000 Fax:+886-2172-1322

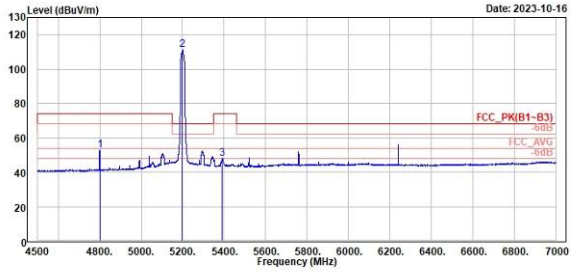

		Freq	Level	Read Level	Factor	Limit Line	Over Limit	APos	TPos	Remark	Pol/Phase	Note
		MHz	dBuV/m	dBuV	dB/m	dBuV/m	dB	cm	deg			
1	!	4800.00	52.98	11.98	41.00	54.00	-1.02	178	356	Average	Vertical	
2	*	5200.00	111.04	69.38	41.66	54.00	57.04	178	356	Average	Vertical	
3		5391.00	47.92	5.57	42.35	54.00	-6.08	178	356	Average	Vertical	

802.11a

CH 48 (Horizontal) Peak

TÜV Rheinland Taiwan Ltd.
No. 458-18, Sec 2, Fenliao, Linkou Dist., New Taipei City 244, Taiwan(R.O.C.)
Tel:+886-2172-1000 Fax:+886-2172-1322

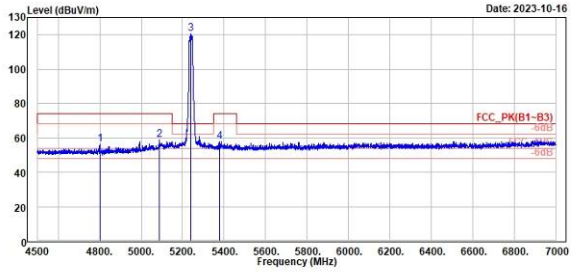

	Freq	Level	Read Level	Factor	Limit Line	Over Limit	APos	TPos	Remark	Pol/Phase	Note
	MHz	dBuV/m	dBuV	dB/m	dBuV/m	dB	cm	deg			
1	4800.00	56.50	15.50	41.00	74.00	-17.50	178	354	Peak	Horizontal	
2	5088.50	58.69	17.40	41.29	74.00	-15.31	178	354	Peak	Horizontal	
3 *	5240.00	120.84	79.23	41.61	68.20	52.64	178	354	Peak	Horizontal	
4	5376.50	57.80	15.66	42.14	74.00	-16.20	178	354	Peak	Horizontal	

CH 48 (Vertical) Peak

TÜV Rheinland Taiwan Ltd.
No. 458-18, Sec 2, Fenliao, Linkou Dist., New Taipei City 244, Taiwan(R.O.C.)
Tel:+886-2172-1000 Fax:+886-2172-1322

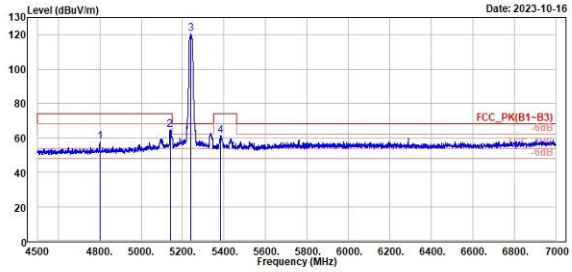

	Freq	Level	Read Level	Factor	Limit Line	Over Limit	APos	TPos	Remark	Pol/Phase	Note
	MHz	dBuV/m	dBuV	dB/m	dBuV/m	dB	cm	deg			
1	4800.00	57.74	16.74	41.00	74.00	-16.26	177	356	Peak	Vertical	
2	5139.00	64.79	23.38	41.41	74.00	-9.21	177	356	Peak	Vertical	
3 *	5240.00	120.54	78.93	41.61	68.20	52.34	177	356	Peak	Vertical	
4	5381.50	61.39	19.17	42.22	74.00	-12.61	177	356	Peak	Vertical	

802.11a

CH 48 (Horizontal) Average

TÜV Rheinland Taiwan Ltd.
No. 458-18, Sec 2, Fenliao, Linkou Dist., New Taipei City 244, Taiwan(R.O.C.)
Tel:+886-2172-1000 Fax:+886-2172-1322

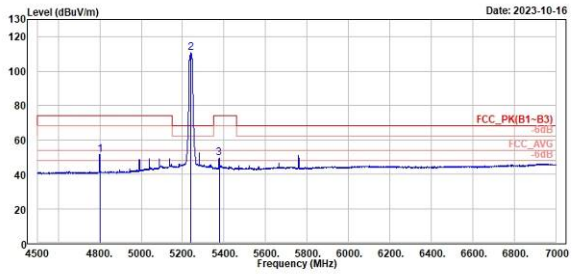

		Freq	Level	Read Level	Factor	Limit Line	Over Limit	APos	TPos	Remark	Pol/Phase	Note
		MHz	dBuV/m	dBuV	dB/m	dBuV/m	dB	cm	deg			
1	!	4800.00	51.59	10.59	41.00	54.00	-2.41	178	354	Average	Horizontal	
2	*	5240.00	110.65	69.04	41.61	54.00	56.65	178	354	Average	Horizontal	
3	!	5376.00	49.57	7.44	42.13	54.00	-4.43	178	354	Average	Horizontal	

CH 48 (Vertical) Average

TÜV Rheinland Taiwan Ltd.
No. 458-18, Sec 2, Fenliao, Linkou Dist., New Taipei City 244, Taiwan(R.O.C.)
Tel:+886-2172-1000 Fax:+886-2172-1322

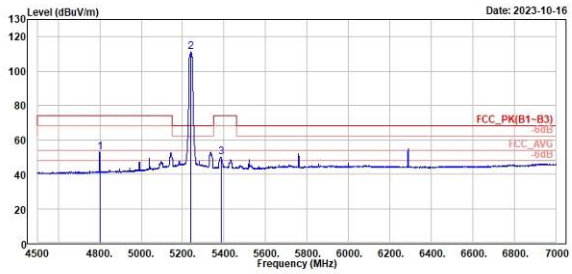

		Freq	Level	Read Level	Factor	Limit Line	Over Limit	APos	TPos	Remark	Pol/Phase	Note
		MHz	dBuV/m	dBuV	dB/m	dBuV/m	dB	cm	deg			
1	!	4800.00	53.03	12.03	41.00	54.00	-0.97	177	356	Average	Vertical	
2	*	5240.00	111.35	69.74	41.61	54.00	57.35	177	356	Average	Vertical	
3	!	5384.50	50.14	7.88	42.26	54.00	-3.86	177	356	Average	Vertical	

802.11ax HE20

CH 36 (Horizontal) Peak

TÜV Rheinland Taiwan Ltd.
No. 458-18, Sec 2, Fenliao., Linkou Dist., New Taipei City 244, Taiwan(R.O.C.)
Tel:+886-2172-1000 Fax:+886-2172-1322

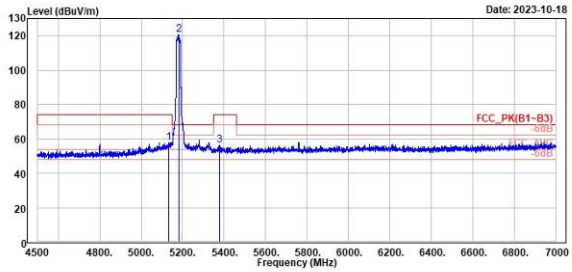

	Freq	Level	Read Level	Factor	Limit Line	Over Limit	APos	TPos	Remark	Pol/Phase	Note
	MHz	dBuV/m	dBuV	dB/m	dBuV/m	dB	cm	deg			
1	5133.50	58.03	16.64	41.39	74.00	-15.97	177	356	Peak	Horizontal	
2 *	5180.00	120.82	79.25	41.57	68.20	52.62	177	356	Peak	Horizontal	
3	5376.50	56.48	14.34	42.14	74.00	-17.52	177	356	Peak	Horizontal	

CH 36 (Vertical) Peak

TÜV Rheinland Taiwan Ltd.
No. 458-18, Sec 2, Fenliao., Linkou Dist., New Taipei City 244, Taiwan(R.O.C.)
Tel:+886-2172-1000 Fax:+886-2172-1322

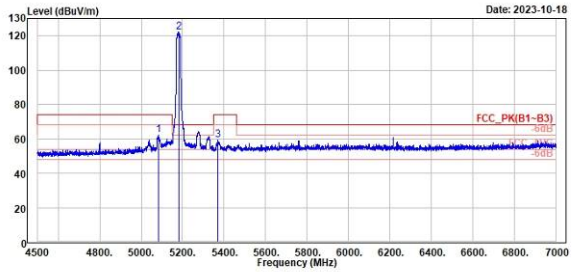

	Freq	Level	Read Level	Factor	Limit Line	Over Limit	APos	TPos	Remark	Pol/Phase	Note
	MHz	dBuV/m	dBuV	dB/m	dBuV/m	dB	cm	deg			
1	5085.00	62.07	20.78	41.29	74.00	-11.93	181	359	Peak	Vertical	
2 *	5180.00	122.27	80.70	41.57	68.20	54.07	181	359	Peak	Vertical	
3	5370.50	59.21	17.15	42.06	74.00	-14.79	181	359	Peak	Vertical	

802.11ax HE20

CH 36 (Horizontal) Average

TÜV Rheinland Taiwan Ltd.
No. 458-18, Sec 2, Fenliao, Linkou Dist., New Taipei City 244, Taiwan(R.O.C.)
Tel:+886-2172-1000 Fax:+886-2172-1322

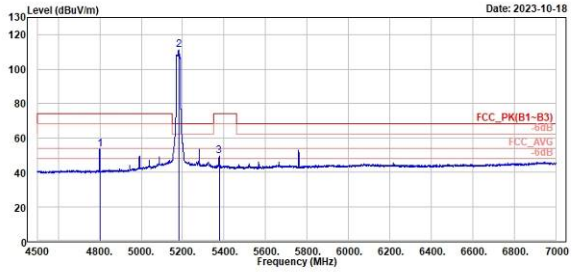

		Freq	Level	Read Level	Factor	Limit Line	Over Limit	APos	TPos	Remark	Pol/Phase	Note
		MHz	dBuV/m	dBuV	dB/m	dBuV/m	dB	cm	deg			
1	!	4800.00	53.30	12.30	41.00	54.00	-0.70	177	356	Average	Horizontal	
2	*	5180.00	111.43	69.86	41.57	54.00	57.43	177	356	Average	Horizontal	
3	!	5376.00	49.20	7.07	42.13	54.00	-4.80	177	356	Average	Horizontal	

CH 36 (Vertical) Average

TÜV Rheinland Taiwan Ltd.
No. 458-18, Sec 2, Fenliao, Linkou Dist., New Taipei City 244, Taiwan(R.O.C.)
Tel:+886-2172-1000 Fax:+886-2172-1322

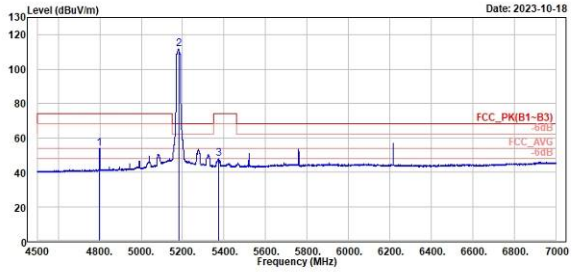

		Freq	Level	Read Level	Factor	Limit Line	Over Limit	APos	TPos	Remark	Pol/Phase	Note
		MHz	dBuV/m	dBuV	dB/m	dBuV/m	dB	cm	deg			
1	!	4799.50	53.70	12.70	41.00	54.00	-0.30	181	359	Average	Vertical	
2	*	5180.00	111.87	70.30	41.57	54.00	57.87	181	359	Average	Vertical	
3		5373.00	47.72	5.63	42.09	54.00	-6.28	181	359	Average	Vertical	

802.11ax HE20

CH 40 (Horizontal) Peak

TÜV Rheinland Taiwan Ltd.
No. 458-18, Sec 2, Fenliao, Linkou Dist., New Taipei City 244, Taiwan(R.O.C.)
Tel:+886-2172-1000 Fax:+886-2172-1322

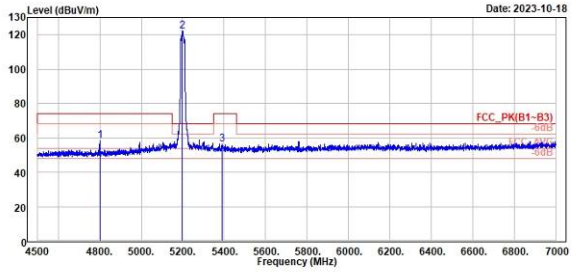

	Freq	Level	Read Level	Factor	Limit Line	Over Limit	APos	TPos	Remark	Pol/Phase	Note
	MHz	dBuV/m	dBuV	dB/m	dBuV/m	dB	cm	deg			
1	4800.00	58.25	17.25	41.00	74.00	-15.75	185	356	Peak	Horizontal	
2 *	5200.00	122.02	80.36	41.66	68.20	53.82	185	356	Peak	Horizontal	
3	5391.50	56.49	14.13	42.36	74.00	-17.51	185	356	Peak	Horizontal	

CH 40 (Vertical) Peak

TÜV Rheinland Taiwan Ltd.
No. 458-18, Sec 2, Fenliao, Linkou Dist., New Taipei City 244, Taiwan(R.O.C.)
Tel:+886-2172-1000 Fax:+886-2172-1322

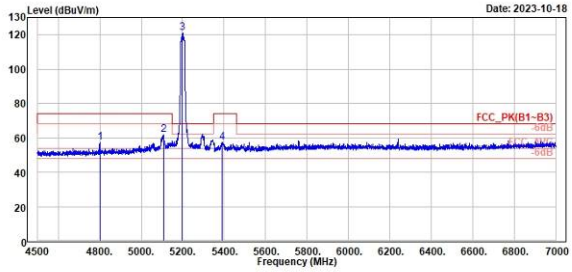

	Freq	Level	Read Level	Factor	Limit Line	Over Limit	APos	TPos	Remark	Pol/Phase	Note
	MHz	dBuV/m	dBuV	dB/m	dBuV/m	dB	cm	deg			
1	4800.00	57.13	16.13	41.00	74.00	-16.87	178	359	Peak	Vertical	
2	5107.00	61.79	20.47	41.32	74.00	-12.21	178	359	Peak	Vertical	
3 *	5200.00	120.99	79.33	41.66	68.20	52.79	178	359	Peak	Vertical	
4	5390.50	57.33	14.98	42.35	74.00	-16.67	178	359	Peak	Vertical	

802.11ax HE20

CH 40 (Horizontal) Average

TÜV Rheinland Taiwan Ltd.
No. 458-18, Sec 2, Fenliao, Linkou Dist., New Taipei City 244, Taiwan(R.O.C.)
Tel:+886-2172-1000 Fax:+886-2172-1322

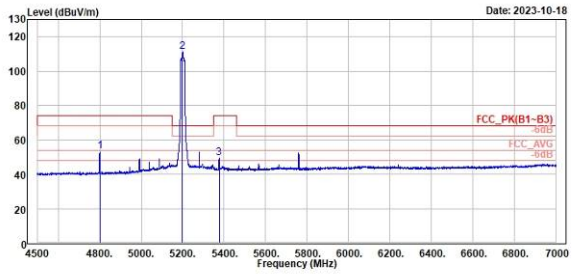

		Freq	Level	Read Level	Factor	Limit Line	Over Limit	APos	TPos	Remark	Pol/Phase	Note
		MHz	dBuV/m	dBuV	dB/m	dBuV/m	dB	cm	deg			
1	!	4800.00	53.35	12.35	41.00	54.00	-0.65	185	356	Average	Horizontal	
2	*	5200.00	111.01	69.35	41.66	54.00	57.01	185	356	Average	Horizontal	
3	!	5376.00	49.32	7.19	42.13	54.00	-4.68	185	356	Average	Horizontal	

CH 40 (Vertical) Average

TÜV Rheinland Taiwan Ltd.
No. 458-18, Sec 2, Fenliao, Linkou Dist., New Taipei City 244, Taiwan(R.O.C.)
Tel:+886-2172-1000 Fax:+886-2172-1322

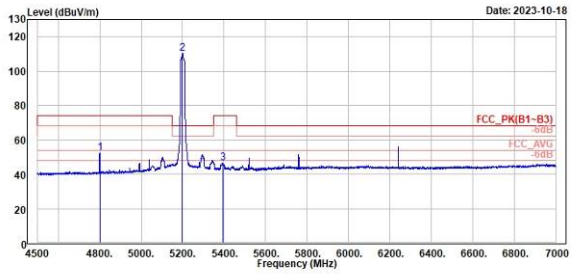

		Freq	Level	Read Level	Factor	Limit Line	Over Limit	APos	TPos	Remark	Pol/Phase	Note
		MHz	dBuV/m	dBuV	dB/m	dBuV/m	dB	cm	deg			
1	!	4800.00	52.25	11.25	41.00	54.00	-1.75	178	359	Average	Vertical	
2	*	5200.00	110.35	68.69	41.66	54.00	56.35	178	359	Average	Vertical	
3		5393.00	46.70	4.32	42.38	54.00	-7.30	178	359	Average	Vertical	

802.11ax HE20

CH 48 (Horizontal) Peak

TÜV Rheinland Taiwan Ltd.
No. 458-18, Sec 2, Fenliao, Linkou Dist., New Taipei City 244, Taiwan(R.O.C.)
Tel:+886-2172-1000 Fax:+886-2172-1322

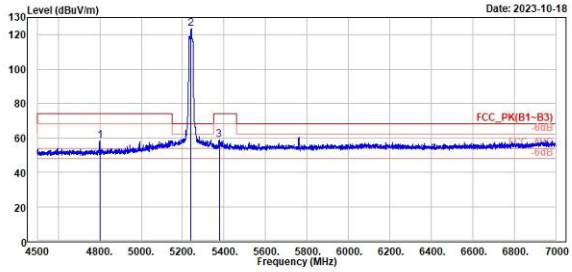

	Freq	Level	Read Level	Factor	Limit Line	Over Limit	APos	TPos	Remark	Pol/Phase	Note
	MHz	dBuV/m	dBuV	dB/m	dBuV/m	dB	cm	deg			
1	4800.50	58.45	17.45	41.00	74.00	-15.55	188	359	Peak	Horizontal	
2 *	5240.00	123.70	82.09	41.61	68.20	55.50	188	359	Peak	Horizontal	
3	5376.00	58.89	16.76	42.13	74.00	-15.11	188	359	Peak	Horizontal	

CH 48 (Vertical) Peak

TÜV Rheinland Taiwan Ltd.
No. 458-18, Sec 2, Fenliao, Linkou Dist., New Taipei City 244, Taiwan(R.O.C.)
Tel:+886-2172-1000 Fax:+886-2172-1322

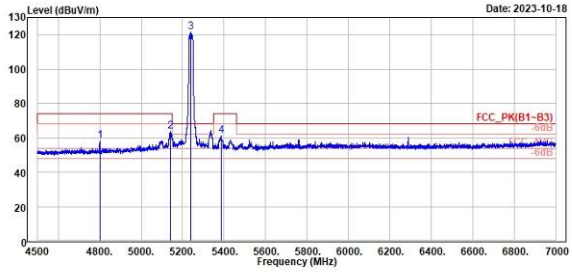

	Freq	Level	Read Level	Factor	Limit Line	Over Limit	APos	TPos	Remark	Pol/Phase	Note
	MHz	dBuV/m	dBuV	dB/m	dBuV/m	dB	cm	deg			
1	4800.00	58.56	17.56	41.00	74.00	-15.44	180	358	Peak	Vertical	
2	5142.50	63.80	22.39	41.41	74.00	-10.20	180	358	Peak	Vertical	
3 *	5240.00	121.42	79.81	41.61	68.20	53.22	180	358	Peak	Vertical	
4	5385.50	61.20	18.92	42.28	74.00	-12.80	180	358	Peak	Vertical	

802.11ax HE20

CH 48 (Horizontal) Average

TÜV Rheinland Taiwan Ltd.
No. 458-18, Sec 2, Fenliao, Linkou Dist., New Taipei City 244, Taiwan(R.O.C.)
Tel:+886-2172-1000 Fax:+886-2172-1322

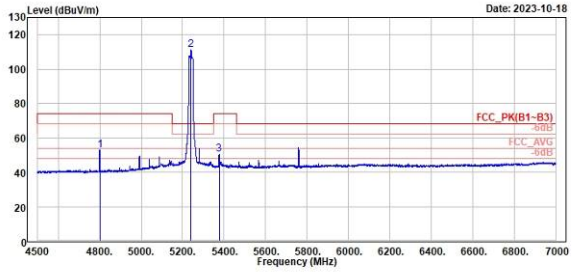

	Freq	Level	Read Level	Factor	Limit Line	Over Limit	APos	TPos	Remark	Pol/Phase	Note
	MHz	dBuV/m	dBuV	dB/m	dBuV/m	dB	cm	deg			
1 !	4800.00	52.99	11.99	41.00	54.00	-1.01	188	359	Average	Horizontal	
2 *	5240.00	111.10	69.49	41.61	54.00	57.10	188	359	Average	Horizontal	
3 !	5376.00	50.32	8.19	42.13	54.00	-3.68	188	359	Average	Horizontal	

CH 48 (Vertical) Average

TÜV Rheinland Taiwan Ltd.
No. 458-18, Sec 2, Fenliao, Linkou Dist., New Taipei City 244, Taiwan(R.O.C.)
Tel:+886-2172-1000 Fax:+886-2172-1322

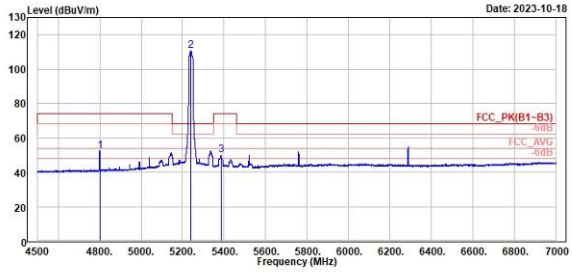

	Freq	Level	Read Level	Factor	Limit Line	Over Limit	APos	TPos	Remark	Pol/Phase	Note
	MHz	dBuV/m	dBuV	dB/m	dBuV/m	dB	cm	deg			
1 !	4800.00	52.56	11.56	41.00	54.00	-1.44	180	358	Average	Vertical	
2 *	5240.00	110.77	69.16	41.61	54.00	56.77	180	358	Average	Vertical	
3 !	5385.00	49.74	7.47	42.27	54.00	-4.26	180	358	Average	Vertical	

802.11ax HE40

CH 38 (Horizontal) Peak

TÜV Rheinland Taiwan Ltd.
No. 458-18, Sec 2, Fenliao, Linkou Dist., New Taipei City 244, Taiwan(R.O.C.)
Tel:+886-2172-1000 Fax:+886-2172-1322

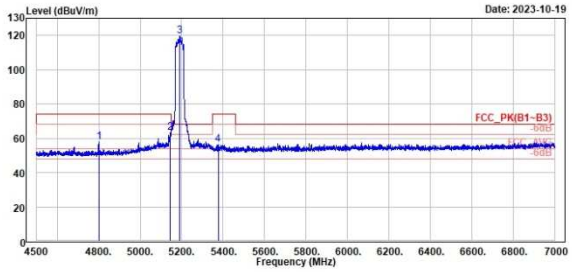

	Freq	Level	Read Level	Factor	Limit Line	Over Limit	APos	TPos	Remark	Pol/Phase	Note
	MHz	dBuV/m	dBuV	dB/m	dBuV/m	dB	cm	deg			
1	4800.00	57.72	16.72	41.00	74.00	-16.28	189	355	Peak	Horizontal	
2	5144.50	63.28	21.86	41.42	74.00	-10.72	189	355	Peak	Horizontal	
3 *	5190.00	119.44	77.82	41.62	68.20	51.24	189	355	Peak	Horizontal	
4	5376.00	56.41	14.28	42.13	74.00	-17.59	189	355	Peak	Horizontal	

CH 38 (Vertical) Peak

TÜV Rheinland Taiwan Ltd.
No. 458-18, Sec 2, Fenliao, Linkou Dist., New Taipei City 244, Taiwan(R.O.C.)
Tel:+886-2172-1000 Fax:+886-2172-1322

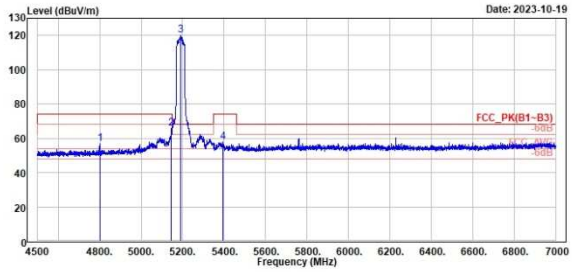

	Freq	Level	Read Level	Factor	Limit Line	Over Limit	APos	TPos	Remark	Pol/Phase	Note
	MHz	dBuV/m	dBuV	dB/m	dBuV/m	dB	cm	deg			
1	4800.00	57.07	16.07	41.00	74.00	-16.93	191	357	Peak	Vertical	
2	5146.00	65.72	24.30	41.42	74.00	-8.28	191	357	Peak	Vertical	
3 *	5190.00	120.00	78.38	41.62	68.20	51.80	191	357	Peak	Vertical	
4	5395.50	57.80	15.37	42.43	74.00	-16.20	191	357	Peak	Vertical	

802.11ax HE40

CH 38 (Horizontal) Average

TÜV Rheinland Taiwan Ltd.
No. 458-18, Sec 2, Fenliao, Linkou Dist., New Taipei City 244, Taiwan(R.O.C.)
Tel:+886-2172-1000 Fax:+886-2172-1322

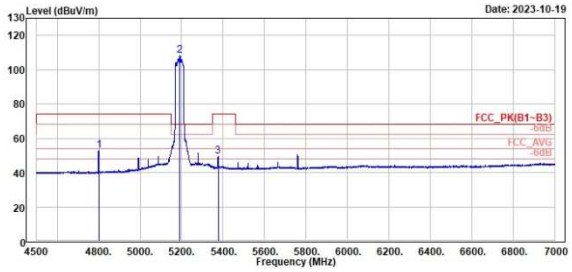

	Freq	Level	Read Level	Factor	Limit Line	Over Limit	APos	TPos	Remark	Pol/Phase	Note
	MHz	dBuV/m	dBuV	dB/m	dBuV/m	dB	cm	deg			
1 !	4800.00	52.87	11.87	41.00	54.00	-1.13	189	355	Average	Horizontal	
2 *	5190.00	108.03	66.41	41.62	54.00	54.03	189	355	Average	Horizontal	
3 !	5376.00	49.35	7.22	42.13	54.00	-4.65	189	355	Average	Horizontal	

CH 38 (Vertical) Average

TÜV Rheinland Taiwan Ltd.
No. 458-18, Sec 2, Fenliao, Linkou Dist., New Taipei City 244, Taiwan(R.O.C.)
Tel:+886-2172-1000 Fax:+886-2172-1322

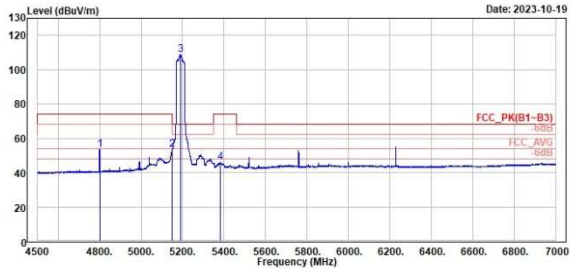

	Freq	Level	Read Level	Factor	Limit Line	Over Limit	APos	TPos	Remark	Pol/Phase	Note
	MHz	dBuV/m	dBuV	dB/m	dBuV/m	dB	cm	deg			
1 !	4800.00	53.21	12.21	41.00	54.00	-0.79	191	357	Average	Vertical	
2 !	5150.00	53.42	11.99	41.43	54.00	-0.58	191	357	Average	Vertical	
3 *	5190.00	108.72	67.10	41.62	54.00	54.72	191	357	Average	Vertical	
4	5381.00	45.97	3.76	42.21	54.00	-8.03	191	357	Average	Vertical	

802.11ax HE40

CH 46 (Horizontal) Peak

TÜV Rheinland Taiwan Ltd.
No. 458-18, Sec 2, Fenliao, Linkou Dist., New Taipei City 244, Taiwan(R.O.C.)
Tel:+886-2172-1000 Fax:+886-2172-1322

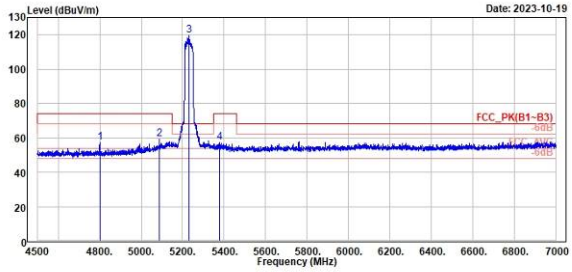

	Freq	Level	Read Level	Factor	Limit Line	Over Limit	APos	TPos	Remark	Pol/Phase	Note
	MHz	dBuV/m	dBuV	dB/m	dBuV/m	dB	cm	deg			
1	4800.00	57.12	16.12	41.00	74.00	-16.88	194	358	Peak	Horizontal	
2	5088.00	59.45	18.16	41.29	74.00	-14.55	194	358	Peak	Horizontal	
3 *	5230.00	119.41	77.79	41.62	68.20	51.21	194	358	Peak	Horizontal	
4	5376.50	57.50	15.36	42.14	74.00	-16.50	194	358	Peak	Horizontal	

CH 46 (Vertical) Peak

TÜV Rheinland Taiwan Ltd.
No. 458-18, Sec 2, Fenliao, Linkou Dist., New Taipei City 244, Taiwan(R.O.C.)
Tel:+886-2172-1000 Fax:+886-2172-1322

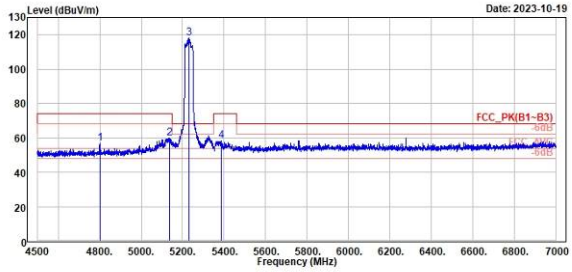

	Freq	Level	Read Level	Factor	Limit Line	Over Limit	APos	TPos	Remark	Pol/Phase	Note
	MHz	dBuV/m	dBuV	dB/m	dBuV/m	dB	cm	deg			
1	4800.00	56.86	15.86	41.00	74.00	-17.14	191	358	Peak	Vertical	
2	5135.50	59.75	18.36	41.39	74.00	-14.25	191	358	Peak	Vertical	
3 *	5230.00	118.22	76.60	41.62	68.20	50.02	191	358	Peak	Vertical	
4	5386.00	58.21	15.93	42.28	74.00	-15.79	191	358	Peak	Vertical	

802.11ax HE40

CH 46 (Horizontal) Average

TÜV Rheinland Taiwan Ltd.
No. 458-18, Sec 2, Fenliao, Linkou Dist., New Taipei City 244, Taiwan(R.O.C.)
Tel:+886-2172-1000 Fax:+886-2172-1322

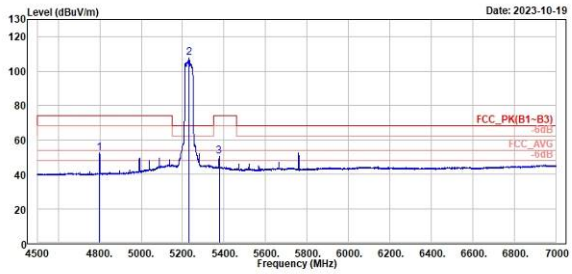

		Freq	Level	Read Level	Factor	Limit Line	Over Limit	APos	TPos	Remark	Pol/Phase	Note
		MHz	dBuV/m	dBuV	dB/m	dBuV/m	dB	cm	deg			
1	!	4799.50	52.53	11.53	41.00	54.00	-1.47	194	358	Average	Horizontal	
2	*	5230.00	107.59	65.97	41.62	54.00	53.59	194	358	Average	Horizontal	
3	!	5376.00	50.43	8.30	42.13	54.00	-3.57	194	358	Average	Horizontal	

CH 46 (Vertical) Average

TÜV Rheinland Taiwan Ltd.
No. 458-18, Sec 2, Fenliao, Linkou Dist., New Taipei City 244, Taiwan(R.O.C.)
Tel:+886-2172-1000 Fax:+886-2172-1322

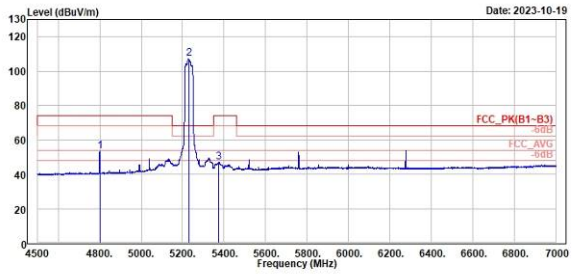

		Freq	Level	Read Level	Factor	Limit Line	Over Limit	APos	TPos	Remark	Pol/Phase	Note
		MHz	dBuV/m	dBuV	dB/m	dBuV/m	dB	cm	deg			
1	!	4800.00	53.24	12.24	41.00	54.00	-0.76	191	358	Average	Vertical	
2	*	5230.00	107.47	65.85	41.62	54.00	53.47	191	358	Average	Vertical	
3		5374.50	47.14	5.03	42.11	54.00	-6.86	191	358	Average	Vertical	

802.11ax HE80

CH 42 (Horizontal) Peak

TÜV Rheinland Taiwan Ltd.
No. 458-18, Sec 2, Fenliao, Linkou Dist., New Taipei City 244, Taiwan(R.O.C.)
Tel:+886-2172-1000 Fax:+886-2172-1322

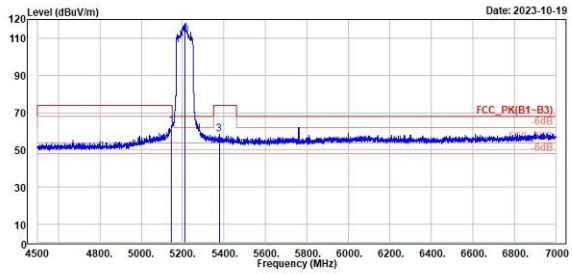

	Freq	Level	Read Level	Factor	Limit Line	Over Limit	APos	TPos	Remark	Pol/Phase	Note
	MHz	dBuV/m	dBuV	dB/m	dBuV/m	dB	cm	deg			
1	5147.00	63.12	20.25	42.87	74.00	-10.88	192	360	Peak	Horizontal	
2 *	5210.00	118.07	75.04	43.03	68.20	49.87	192	360	Peak	Horizontal	
3	5376.00	58.54	15.45	43.09	74.00	-15.46	192	360	Peak	Horizontal	

CH 42 (Vertical) Peak

TÜV Rheinland Taiwan Ltd.
No. 458-18, Sec 2, Fenliao, Linkou Dist., New Taipei City 244, Taiwan(R.O.C.)
Tel:+886-2172-1000 Fax:+886-2172-1322

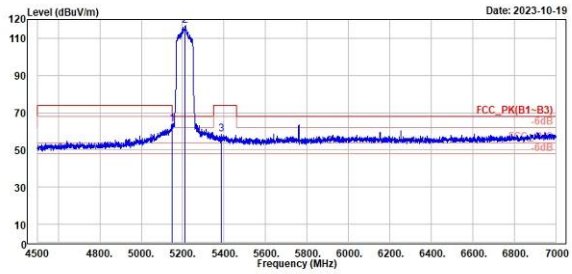

	Freq	Level	Read Level	Factor	Limit Line	Over Limit	APos	TPos	Remark	Pol/Phase	Note
	MHz	dBuV/m	dBuV	dB/m	dBuV/m	dB	cm	deg			
1	5148.50	64.01	21.12	42.89	74.00	-9.99	183	360	Peak	Vertical	
2 *	5210.00	116.87	73.84	43.03	68.20	48.67	183	360	Peak	Vertical	
3	5387.00	58.62	15.47	43.15	74.00	-15.38	183	360	Peak	Vertical	

802.11ax HE80

CH 42 (Horizontal) Average

TÜV Rheinland Taiwan Ltd.
No. 458-18, Sec 2, Fenliao, Linkou Dist., New Taipei City 244, Taiwan(R.O.C.)
Tel:+886-2172-1000 Fax:+886-2172-1322

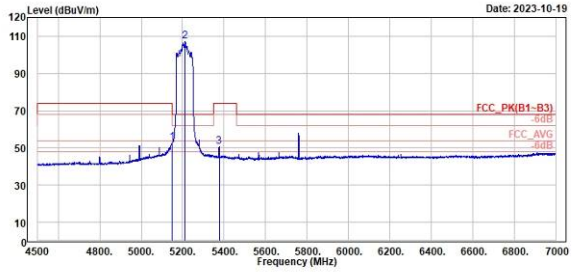

		Freq	Level	Read Level	Factor	Limit Line	Over Limit	APos	TPos	Remark	Pol/Phase	Note
		MHz	dBuV/m	dBuV	dB/m	dBuV/m	dB	cm	deg			
1	!	5149.50	53.09	10.19	42.90	54.00	-0.91	192	360	Average	Horizontal	
2	*	5210.00	107.26	64.23	43.03	54.00	53.26	192	360	Average	Horizontal	
3	!	5376.00	50.64	7.55	43.09	54.00	-3.36	192	360	Average	Horizontal	

CH 42 (Vertical) Average

TÜV Rheinland Taiwan Ltd.
No. 458-18, Sec 2, Fenliao, Linkou Dist., New Taipei City 244, Taiwan(R.O.C.)
Tel:+886-2172-1000 Fax:+886-2172-1322

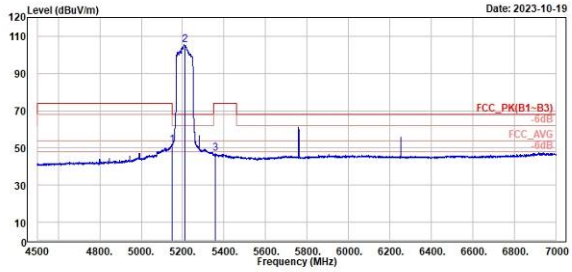

		Freq	Level	Read Level	Factor	Limit Line	Over Limit	APos	TPos	Remark	Pol/Phase	Note
		MHz	dBuV/m	dBuV	dB/m	dBuV/m	dB	cm	deg			
1	!	5149.00	51.76	8.87	42.89	54.00	-2.24	183	360	Average	Vertical	
2	*	5210.00	105.52	62.49	43.03	54.00	51.52	183	360	Average	Vertical	
3		5357.50	46.77	3.77	43.00	54.00	-7.23	183	360	Average	Vertical	

Band Edges, 5.35GHz

U-NII-2A

802.11a	
CH 52 (Horizontal) Peak	**CH 52 (Vertical) Peak**

TÜV Rheinland Taiwan Ltd.
No. 458-18, Sec 2, Fenliao, Linkou Dist., New Taipei City 244, Taiwan(R.O.C.)
Tel:+886-2172-1000 Fax:+886-2172-1322

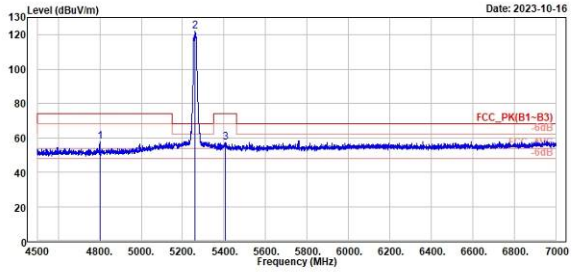

	Freq	Level	Read Level	Factor	Limit Line	Over Limit	APos	TPos	Remark	Pol/Phase	Note
	MHz	dBuV/m	dBuV	dB/m	dBuV/m	dB	cm	deg			
1	4800.50	57.71	16.71	41.00	74.00	-16.29	176	354	Peak	Horizontal	
2 *	5260.00	122.21	80.53	41.68	68.20	54.01	176	354	Peak	Horizontal	
3	5405.00	57.24	14.79	42.45	74.00	-16.76	176	354	Peak	Horizontal	

TÜV Rheinland Taiwan Ltd.
No. 458-18, Sec 2, Fenliao, Linkou Dist., New Taipei City 244, Taiwan(R.O.C.)
Tel:+886-2172-1000 Fax:+886-2172-1322

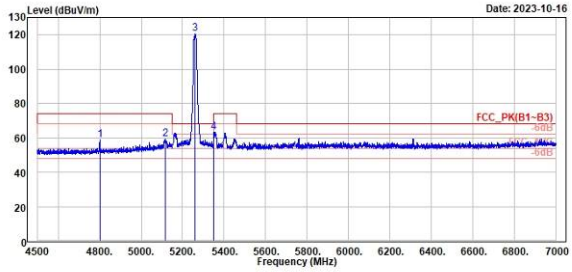

	Freq	Level	Read Level	Factor	Limit Line	Over Limit	APos	TPos	Remark	Pol/Phase	Note
	MHz	dBuV/m	dBuV	dB/m	dBuV/m	dB	cm	deg			
1	4800.00	58.71	17.71	41.00	74.00	-15.29	183	355	Peak	Vertical	
2	5117.50	59.53	18.18	41.35	74.00	-14.47	183	355	Peak	Vertical	
3 *	5260.00	120.63	78.95	41.68	68.20	52.43	183	355	Peak	Vertical	
4	5350.50	63.37	21.60	41.77	74.00	-10.63	183	355	Peak	Vertical	

802.11a

CH 52 (Horizontal) Average

TÜV Rheinland Taiwan Ltd.
No. 458-18, Sec 2, Fenliao, Linkou Dist., New Taipei City 244, Taiwan(R.O.C.)
Tel:+886-2172-1000 Fax:+886-2172-1322

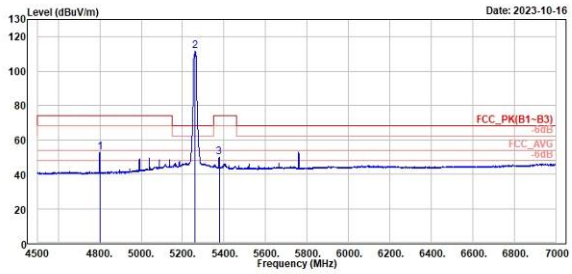

		Freq	Level	Read Level	Factor	Limit Line	Over Limit	APos	TPos	Remark	Pol/Phase	Note
		MHz	dBuV/m	dBuV	dB/m	dBuV/m	dB	cm	deg			
1	!	4800.00	52.73	11.73	41.00	54.00	-1.27	176	354	Average	Horizontal	
2	*	5260.00	111.77	70.09	41.68	54.00	57.77	176	354	Average	Horizontal	
3	!	5376.00	49.87	7.74	42.13	54.00	-4.13	176	354	Average	Horizontal	

CH 52 (Vertical) Average

TÜV Rheinland Taiwan Ltd.
No. 458-18, Sec 2, Fenliao, Linkou Dist., New Taipei City 244, Taiwan(R.O.C.)
Tel:+886-2172-1000 Fax:+886-2172-1322

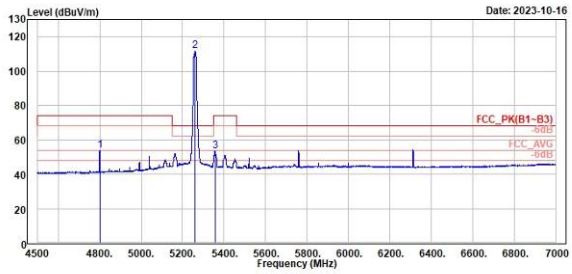

		Freq	Level	Read Level	Factor	Limit Line	Over Limit	APos	TPos	Remark	Pol/Phase	Note
		MHz	dBuV/m	dBuV	dB/m	dBuV/m	dB	cm	deg			
1	!	4800.00	53.71	12.71	41.00	54.00	-0.29	183	355	Average	Vertical	
2	*	5260.00	111.52	69.84	41.68	54.00	57.52	183	355	Average	Vertical	
3	!	5357.00	53.33	11.47	41.86	54.00	-0.67	183	355	Average	Vertical	

802.11a

CH 60 (Horizontal) Peak

TÜV Rheinland Taiwan Ltd.
No. 458-18, Sec 2, Fenliao, Linkou Dist., New Taipei City 244, Taiwan(R.O.C.)
Tel:+886-2172-1000 Fax:+886-2172-1322

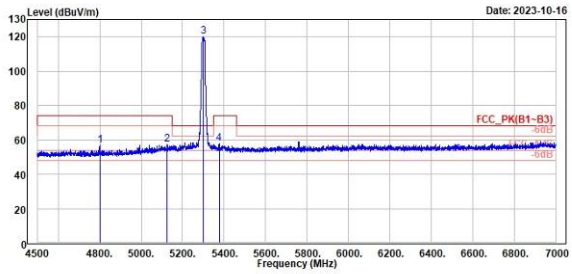

	Freq	Level	Read Level	Factor	Limit Line	Over Limit	APos	TPos	Remark	Pol/Phase	Note
	MHz	dBuV/m	dBuV	dB/m	dBuV/m	dB	cm	deg			
1	4800.00	56.85	15.85	41.00	74.00	-17.15	180	354	Peak	Horizontal	
2	5123.50	57.14	15.77	41.37	74.00	-16.86	180	354	Peak	Horizontal	
3 *	5300.00	120.18	78.15	42.03	68.20	51.98	180	354	Peak	Horizontal	
4	5376.00	57.70	15.57	42.13	74.00	-16.30	180	354	Peak	Horizontal	

CH 60 (Vertical) Peak

TÜV Rheinland Taiwan Ltd.
No. 458-18, Sec 2, Fenliao, Linkou Dist., New Taipei City 244, Taiwan(R.O.C.)
Tel:+886-2172-1000 Fax:+886-2172-1322

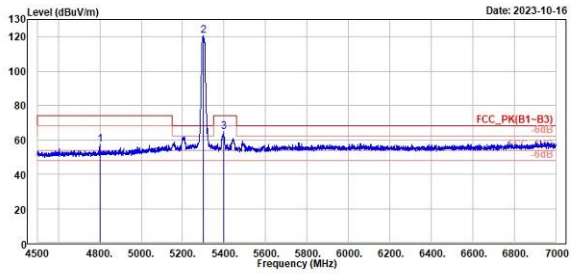

	Freq	Level	Read Level	Factor	Limit Line	Over Limit	APos	TPos	Remark	Pol/Phase	Note
	MHz	dBuV/m	dBuV	dB/m	dBuV/m	dB	cm	deg			
1	4800.00	57.18	16.18	41.00	74.00	-16.82	185	358	Peak	Vertical	
2 *	5300.00	120.65	78.62	42.03	68.20	52.45	185	358	Peak	Vertical	
3	5398.00	64.74	22.28	42.46	74.00	-9.26	185	358	Peak	Vertical	

802.11a

CH 60 (Horizontal) Average

TÜV Rheinland Taiwan Ltd.
No. 458-18, Sec 2, Fenliao, Linkou Dist., New Taipei City 244, Taiwan(R.O.C.)
Tel:+886-2172-1000 Fax:+886-2172-1322

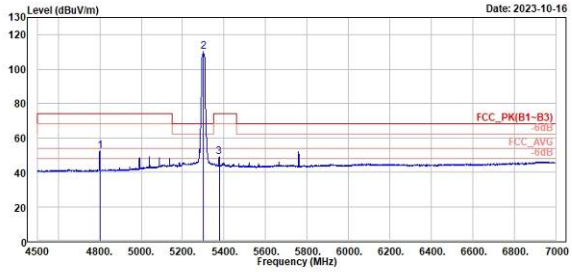

		Freq	Level	Read Level	Factor	Limit Line	Over Limit	APos	TPos	Remark	Pol/Phase	Note
		MHz	dBuV/m	dBuV	dB/m	dBuV/m	dB	cm	deg			
1	!	4800.00	52.19	11.19	41.00	54.00	-1.81	180	354	Average	Horizontal	
2	*	5300.00	110.41	68.38	42.03	54.00	56.41	180	354	Average	Horizontal	
3	!	5376.00	49.15	7.02	42.13	54.00	-4.85	180	354	Average	Horizontal	

CH 60 (Vertical) Average

TÜV Rheinland Taiwan Ltd.
No. 458-18, Sec 2, Fenliao, Linkou Dist., New Taipei City 244, Taiwan(R.O.C.)
Tel:+886-2172-1000 Fax:+886-2172-1322

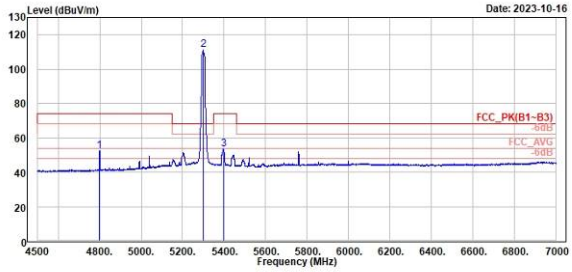

		Freq	Level	Read Level	Factor	Limit Line	Over Limit	APos	TPos	Remark	Pol/Phase	Note
		MHz	dBuV/m	dBuV	dB/m	dBuV/m	dB	cm	deg			
1	!	4799.50	52.49	11.49	41.00	54.00	-1.51	185	358	Average	Vertical	
2	*	5300.00	111.04	69.01	42.03	54.00	57.04	185	358	Average	Vertical	
3	!	5397.00	53.43	10.98	42.45	54.00	-0.57	185	358	Average	Vertical	

802.11a

CH 64 (Horizontal) Peak

TÜV Rheinland Taiwan Ltd.
No. 458-18, Sec 2, Fenliao, Linkou Dist., New Taipei City 244, Taiwan(R.O.C.)
Tel:+886-2172-1000 Fax:+886-2172-1322

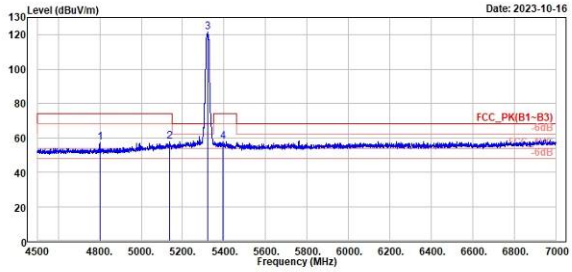

	Freq	Level	Read Level	Factor	Limit Line	Over Limit	APos	TPos	Remark	Pol/Phase	Note
	MHz	dBuV/m	dBuV	dB/m	dBuV/m	dB	cm	deg			
1	4800.00	57.34	16.34	41.00	74.00	-16.66	176	354	Peak	Horizontal	
2	5136.00	57.67	16.28	41.39	74.00	-16.33	176	354	Peak	Horizontal	
3 *	5320.00	121.38	79.46	41.92	68.20	53.18	176	354	Peak	Horizontal	
4	5392.50	57.78	15.40	42.38	74.00	-16.22	176	354	Peak	Horizontal	

CH 64 (Vertical) Peak

TÜV Rheinland Taiwan Ltd.
No. 458-18, Sec 2, Fenliao, Linkou Dist., New Taipei City 244, Taiwan(R.O.C.)
Tel:+886-2172-1000 Fax:+886-2172-1322

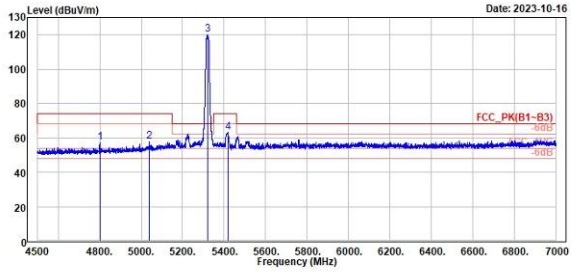

	Freq	Level	Read Level	Factor	Limit Line	Over Limit	APos	TPos	Remark	Pol/Phase	Note
	MHz	dBuV/m	dBuV	dB/m	dBuV/m	dB	cm	deg			
1	4800.50	57.37	16.37	41.00	74.00	-16.63	184	357	Peak	Vertical	
2	5040.00	57.77	16.53	41.24	74.00	-16.23	184	357	Peak	Vertical	
3 *	5320.00	120.28	78.36	41.92	68.20	52.08	184	357	Peak	Vertical	
4	5418.50	63.45	21.10	42.35	74.00	-10.55	184	357	Peak	Vertical	

802.11a

CH 64 (Horizontal) Average

TÜV Rheinland Taiwan Ltd.
No. 458-18, Sec 2, Fenliao, Linkou Dist., New Taipei City 244, Taiwan(R.O.C.)
Tel:+886-2172-1000 Fax:+886-2172-1322

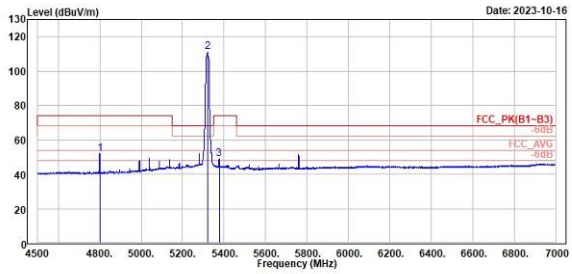

		Freq	Level	Read Level	Factor	Limit Line	Over Limit	APos	TPos	Remark	Pol/Phase	Note
		MHz	dBuV/m	dBuV	dB/m	dBuV/m	dB	cm	deg			
1	!	4800.00	51.99	10.99	41.00	54.00	-2.01	176	354	Average	Horizontal	
2	*	5320.00	111.00	69.08	41.92	54.00	57.00	176	354	Average	Horizontal	
3	!	5376.00	48.91	6.78	42.13	54.00	-5.09	176	354	Average	Horizontal	

CH 64 (Vertical) Average

TÜV Rheinland Taiwan Ltd.
No. 458-18, Sec 2, Fenliao, Linkou Dist., New Taipei City 244, Taiwan(R.O.C.)
Tel:+886-2172-1000 Fax:+886-2172-1322

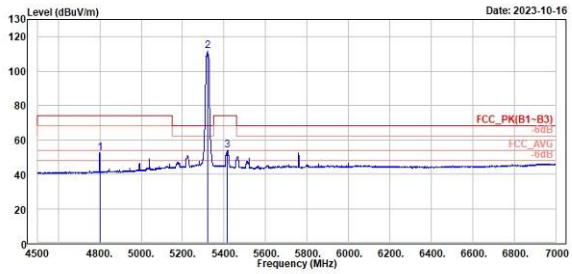

		Freq	Level	Read Level	Factor	Limit Line	Over Limit	APos	TPos	Remark	Pol/Phase	Note
		MHz	dBuV/m	dBuV	dB/m	dBuV/m	dB	cm	deg			
1	!	4800.00	52.35	11.35	41.00	54.00	-1.65	184	357	Average	Vertical	
2	*	5320.00	111.47	69.55	41.92	54.00	57.47	184	357	Average	Vertical	
3	!	5416.50	53.78	11.41	42.37	54.00	-0.22	184	357	Average	Vertical	

802.11ax HE20

CH 52 (Horizontal) Peak

TÜV Rheinland Taiwan Ltd.
No. 458-18, Sec 2, Fenliao, Linkou Dist., New Taipei City 244, Taiwan(R.O.C.)
Tel:+886-2172-1000 Fax:+886-2172-1322

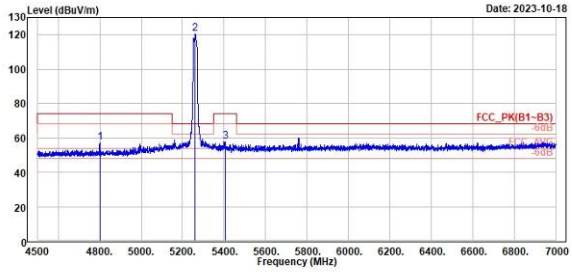

	Freq	Level	Read Level	Factor	Limit Line	Over Limit	APos	TPos	Remark	Pol/Phase	Note
	MHz	dBuV/m	dBuV	dB/m	dBuV/m	dB	cm	deg			
1	4800.00	57.20	16.20	41.00	74.00	-16.80	181	360	Peak	Horizontal	
2 *	5260.00	120.52	78.84	41.68	68.20	52.32	181	360	Peak	Horizontal	
3	5405.00	57.86	15.41	42.45	74.00	-16.14	181	360	Peak	Horizontal	

CH 52 (Vertical) Peak

TÜV Rheinland Taiwan Ltd.
No. 458-18, Sec 2, Fenliao, Linkou Dist., New Taipei City 244, Taiwan(R.O.C.)
Tel:+886-2172-1000 Fax:+886-2172-1322

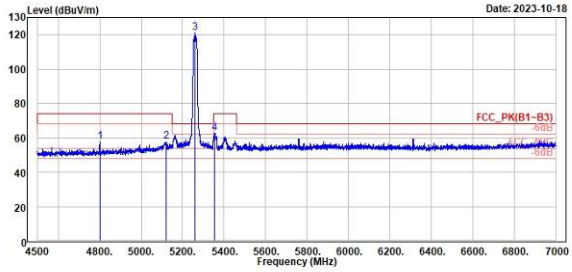

	Freq	Level	Read Level	Factor	Limit Line	Over Limit	APos	TPos	Remark	Pol/Phase	Note
	MHz	dBuV/m	dBuV	dB/m	dBuV/m	dB	cm	deg			
1	4800.00	57.61	16.61	41.00	74.00	-16.39	187	359	Peak	Vertical	
2	5119.50	57.69	16.34	41.35	74.00	-16.31	187	359	Peak	Vertical	
3 *	5260.00	120.96	79.28	41.68	68.20	52.76	187	359	Peak	Vertical	
4	5355.00	62.91	21.08	41.83	74.00	-11.09	187	359	Peak	Vertical	

802.11ax HE20

CH 52 (Horizontal) Average

TÜV Rheinland Taiwan Ltd.
No. 458-18, Sec 2, Fenliao, Linkou Dist., New Taipei City 244, Taiwan(R.O.C.)
Tel:+886-2172-1000 Fax:+886-2172-1322

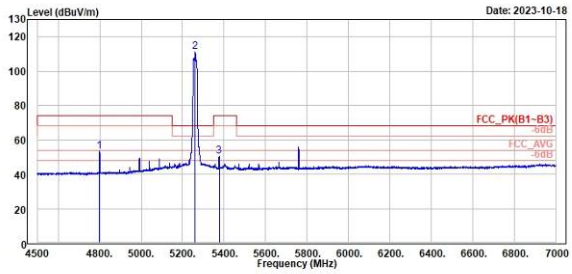

		Freq	Level	Read Level	Factor	Limit Line	Over Limit	APos	TPos	Remark	Pol/Phase	Note
		MHz	dBuV/m	dBuV	dB/m	dBuV/m	dB	cm	deg			
1	!	4799.50	53.36	12.36	41.00	54.00	-0.64	181	360	Average	Horizontal	
2	*	5260.00	110.97	69.29	41.68	54.00	56.97	181	360	Average	Horizontal	
3	!	5376.00	50.32	8.19	42.13	54.00	-3.68	181	360	Average	Horizontal	

CH 52 (Vertical) Average

TÜV Rheinland Taiwan Ltd.
No. 458-18, Sec 2, Fenliao, Linkou Dist., New Taipei City 244, Taiwan(R.O.C.)
Tel:+886-2172-1000 Fax:+886-2172-1322

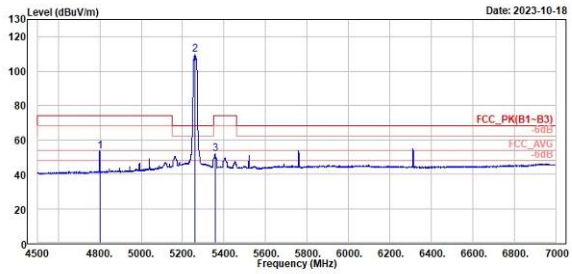

		Freq	Level	Read Level	Factor	Limit Line	Over Limit	APos	TPos	Remark	Pol/Phase	Note
		MHz	dBuV/m	dBuV	dB/m	dBuV/m	dB	cm	deg			
1	!	4800.00	53.53	12.53	41.00	54.00	-0.47	187	359	Average	Vertical	
2	*	5260.00	109.66	67.98	41.68	54.00	55.66	187	359	Average	Vertical	
3	!	5357.00	52.00	10.14	41.86	54.00	-2.00	187	359	Average	Vertical	

802.11ax HE20

CH 60 (Horizontal) Peak

TÜV Rheinland Taiwan Ltd.
No. 458-18, Sec 2, Fenliao, Linkou Dist., New Taipei City 244, Taiwan(R.O.C.)
Tel:+886-2172-1000 Fax:+886-2172-1322

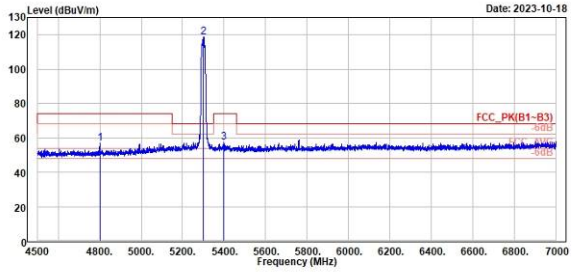

	Freq	Level	Read Level	Factor	Limit Line	Over Limit	APos	TPos	Remark	Pol/Phase	Note
	MHz	dBuV/m	dBuV	dB/m	dBuV/m	dB	cm	deg			
1	4800.00	56.76	15.76	41.00	74.00	-17.24	184	358	Peak	Horizontal	
2 *	5300.00	118.61	76.58	42.03	68.20	50.41	184	358	Peak	Horizontal	
3	5397.00	57.26	14.81	42.45	74.00	-16.74	184	358	Peak	Horizontal	

CH 60 (Vertical) Peak

TÜV Rheinland Taiwan Ltd.
No. 458-18, Sec 2, Fenliao, Linkou Dist., New Taipei City 244, Taiwan(R.O.C.)
Tel:+886-2172-1000 Fax:+886-2172-1322

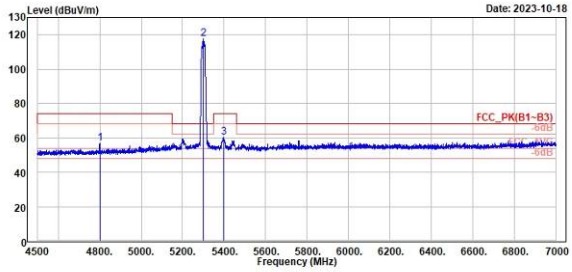

	Freq	Level	Read Level	Factor	Limit Line	Over Limit	APos	TPos	Remark	Pol/Phase	Note
	MHz	dBuV/m	dBuV	dB/m	dBuV/m	dB	cm	deg			
1	4800.00	56.90	15.90	41.00	74.00	-17.10	188	357	Peak	Vertical	
2 *	5300.00	117.54	75.51	42.03	68.20	49.34	188	357	Peak	Vertical	
3	5398.50	60.16	17.69	42.47	74.00	-13.84	188	357	Peak	Vertical	

802.11ax HE20

CH 60 (Horizontal) Average

TÜV Rheinland Taiwan Ltd.
No. 458-18, Sec 2, Fenliao, Linkou Dist., New Taipei City 244, Taiwan(R.O.C.)
Tel:+886-2172-1000 Fax:+886-2172-1322

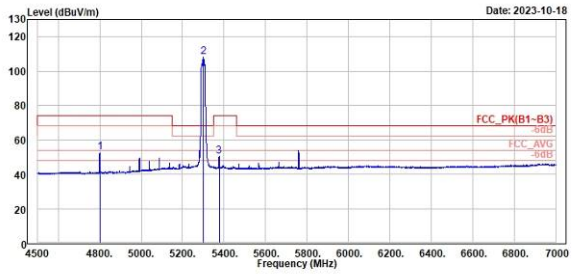

		Freq	Level	Read Level	Factor	Limit Line	Over Limit	APos	TPos	Remark	Pol/Phase	Note
		MHz	dBuV/m	dBuV	dB/m	dBuV/m	dB	cm	deg			
1	!	4800.00	53.12	12.12	41.00	54.00	-0.88	184	358	Average	Horizontal	
2	*	5300.00	108.30	66.27	42.03	54.00	54.30	184	358	Average	Horizontal	
3	!	5376.00	50.48	8.35	42.13	54.00	-3.52	184	358	Average	Horizontal	

CH 60 (Vertical) Average

TÜV Rheinland Taiwan Ltd.
No. 458-18, Sec 2, Fenliao, Linkou Dist., New Taipei City 244, Taiwan(R.O.C.)
Tel:+886-2172-1000 Fax:+886-2172-1322

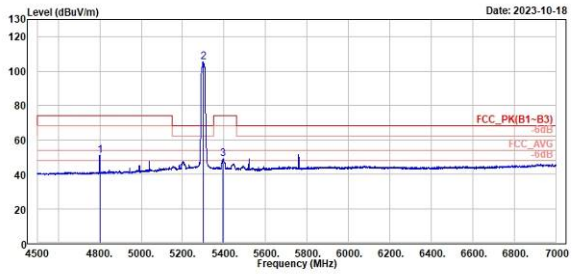

		Freq	Level	Read Level	Factor	Limit Line	Over Limit	APos	TPos	Remark	Pol/Phase	Note
		MHz	dBuV/m	dBuV	dB/m	dBuV/m	dB	cm	deg			
1	!	4800.00	50.96	9.96	41.00	54.00	-3.04	188	357	Average	Vertical	
2	*	5300.00	105.41	63.38	42.03	54.00	51.41	188	357	Average	Vertical	
3	!	5395.50	49.02	6.59	42.43	54.00	-4.98	188	357	Average	Vertical	

802.11ax HE20

CH 64 (Horizontal) Peak

TUV Rheinland Taiwan Ltd.
No. 458-18,Sec 2,Fenliao.,Linkou Dist.,New Taipei City 244, Taiwan(R.O.C.)
Tel:+886-2172-1000 Fax:+886-2172-1322

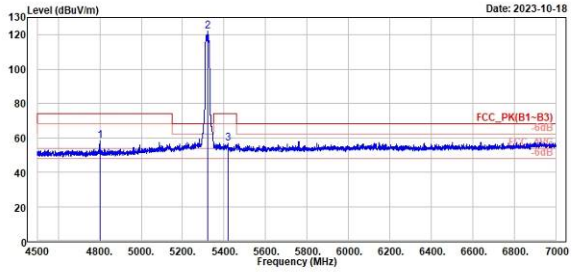

	Freq	Level	Read Level	Factor	Limit Line	Over Limit	APos	TPos	Remark	Pol/Phase	Note
	MHz	dBuV/m	dBuV	dB/m	dBuV/m	dB	cm	deg			
1	4800.00	58.24	17.24	41.00	74.00	-15.76	186	356	Peak	Horizontal	
2 *	5320.00	121.87	79.95	41.92	68.20	53.67	186	356	Peak	Horizontal	
3	5417.50	56.99	14.63	42.36	74.00	-17.01	186	356	Peak	Horizontal	

CH 64 (Vertical) Peak

TUV Rheinland Taiwan Ltd.
No. 458-18,Sec 2,Fenliao.,Linkou Dist.,New Taipei City 244, Taiwan(R.O.C.)
Tel:+886-2172-1000 Fax:+886-2172-1322

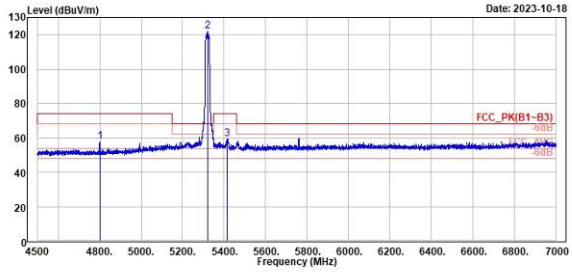

	Freq	Level	Read Level	Factor	Limit Line	Over Limit	APos	TPos	Remark	Pol/Phase	Note
	MHz	dBuV/m	dBuV	dB/m	dBuV/m	dB	cm	deg			
1	4800.00	58.03	17.03	41.00	74.00	-15.97	182	355	Peak	Vertical	
2 *	5320.00	122.02	80.10	41.92	68.20	53.82	182	355	Peak	Vertical	
3	5413.50	59.43	17.04	42.39	74.00	-14.57	182	355	Peak	Vertical	

802.11ax HE20

CH 64 (Horizontal) Average

TÜV Rheinland Taiwan Ltd.
No. 458-18, Sec 2, Fenliao, Linkou Dist., New Taipei City 244, Taiwan(R.O.C.)
Tel:+886-2172-1000 Fax:+886-2172-1322

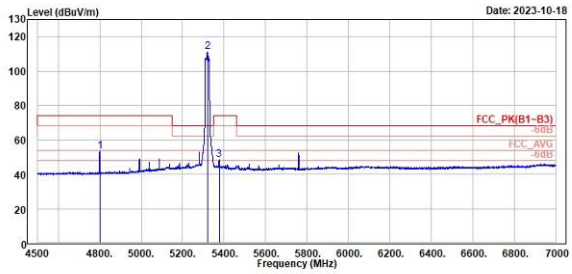

		Freq	Level	Read Level	Factor	Limit Line	Over Limit	APos	TPos	Remark	Pol/Phase	Note
		MHz	dBuV/m	dBuV	dB/m	dBuV/m	dB	cm	deg			
1	!	4800.00	53.20	12.20	41.00	54.00	-0.80	186	356	Average	Horizontal	
2	*	5320.00	111.08	69.16	41.92	54.00	57.08	186	356	Average	Horizontal	
3	!	5376.00	48.38	6.25	42.13	54.00	-5.62	186	356	Average	Horizontal	

CH 64 (Vertical) Average

TÜV Rheinland Taiwan Ltd.
No. 458-18, Sec 2, Fenliao, Linkou Dist., New Taipei City 244, Taiwan(R.O.C.)
Tel:+886-2172-1000 Fax:+886-2172-1322

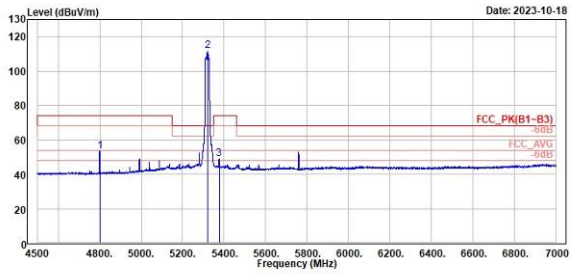

		Freq	Level	Read Level	Factor	Limit Line	Over Limit	APos	TPos	Remark	Pol/Phase	Note
		MHz	dBuV/m	dBuV	dB/m	dBuV/m	dB	cm	deg			
1	!	4800.00	53.44	12.44	41.00	54.00	-0.56	182	355	Average	Vertical	
2	*	5320.00	111.49	69.57	41.92	54.00	57.49	182	355	Average	Vertical	
3	!	5376.00	49.10	6.97	42.13	54.00	-4.90	182	355	Average	Vertical	

802.11ax HE40

CH 54 (Horizontal) Peak

TÜV Rheinland Taiwan Ltd.
No. 458-18, Sec 2, Fenliao, Linkou Dist., New Taipei City 244, Taiwan(R.O.C.)
Tel:+886-2172-1000 Fax:+886-2172-1322

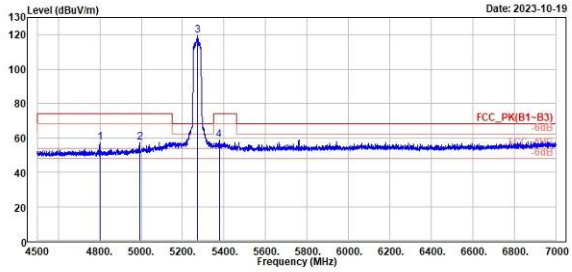

	Freq	Level	Read Level	Factor	Limit Line	Over Limit	APos	TPos	Remark	Pol/Phase	Note
	MHz	dBuV/m	dBuV	dB/m	dBuV/m	dB	cm	deg			
1	4800.00	57.38	16.38	41.00	74.00	-16.62	190	360	Peak	Horizontal	
2	4992.00	57.56	16.43	41.13	74.00	-16.44	190	360	Peak	Horizontal	
3 *	5270.00	119.63	77.86	41.77	68.20	51.43	190	360	Peak	Horizontal	
4	5376.00	58.99	16.86	42.13	74.00	-15.01	190	360	Peak	Horizontal	

CH 54 (Vertical) Peak

TÜV Rheinland Taiwan Ltd.
No. 458-18, Sec 2, Fenliao, Linkou Dist., New Taipei City 244, Taiwan(R.O.C.)
Tel:+886-2172-1000 Fax:+886-2172-1322

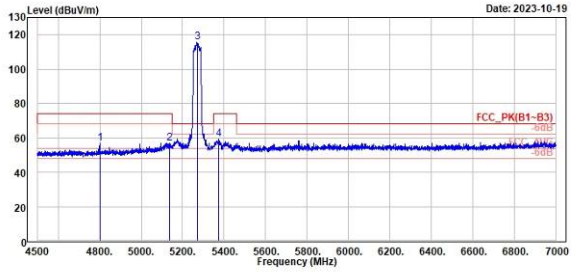

	Freq	Level	Read Level	Factor	Limit Line	Over Limit	APos	TPos	Remark	Pol/Phase	Note
	MHz	dBuV/m	dBuV	dB/m	dBuV/m	dB	cm	deg			
1	4800.00	56.81	15.81	41.00	74.00	-17.19	188	359	Peak	Vertical	
2	5136.50	57.04	15.65	41.39	74.00	-16.96	188	359	Peak	Vertical	
3 *	5270.00	115.57	73.80	41.77	68.20	47.37	188	359	Peak	Vertical	
4	5374.00	59.24	17.13	42.11	74.00	-14.76	188	359	Peak	Vertical	

802.11ax HE40

CH 54 (Horizontal) Average

TÜV Rheinland Taiwan Ltd.
No. 458-18, Sec 2, Fenliao, Linkou Dist., New Taipei City 244, Taiwan(R.O.C.)
Tel:+886-2172-1000 Fax:+886-2172-1322

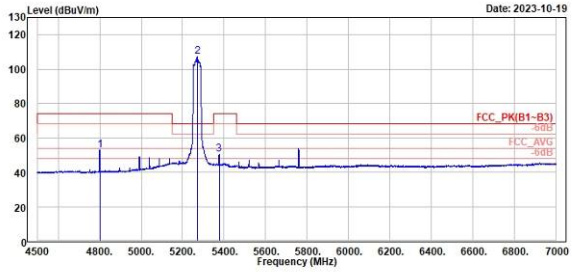

		Freq	Level	Read Level	Factor	Limit Line	Over Limit	APos	TPos	Remark	Pol/Phase	Note
		MHz	dBuV/m	dBuV	dB/m	dBuV/m	dB	cm	deg			
1	!	4800.00	53.07	12.07	41.00	54.00	-0.93	190	360	Average	Horizontal	
2	*	5270.00	107.31	65.54	41.77	54.00	53.31	190	360	Average	Horizontal	
3	!	5376.00	50.27	8.14	42.13	54.00	-3.73	190	360	Average	Horizontal	

CH 54 (Vertical) Average

TÜV Rheinland Taiwan Ltd.
No. 458-18, Sec 2, Fenliao, Linkou Dist., New Taipei City 244, Taiwan(R.O.C.)
Tel:+886-2172-1000 Fax:+886-2172-1322

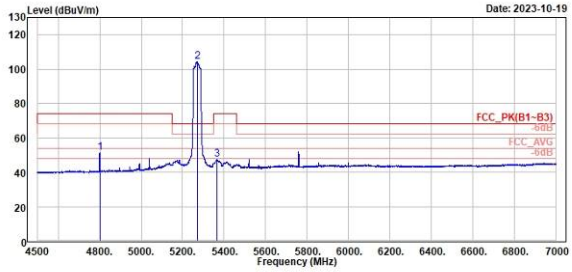

		Freq	Level	Read Level	Factor	Limit Line	Over Limit	APos	TPos	Remark	Pol/Phase	Note
		MHz	dBuV/m	dBuV	dB/m	dBuV/m	dB	cm	deg			
1	!	4800.00	51.24	10.24	41.00	54.00	-2.76	188	359	Average	Vertical	
2	*	5270.00	104.45	62.68	41.77	54.00	50.45	188	359	Average	Vertical	
3		5366.50	47.58	5.58	42.00	54.00	-6.42	188	359	Average	Vertical	

802.11ax HE40

CH 62 (Horizontal) Peak

TÜV Rheinland Taiwan Ltd.
No. 458-18, Sec 2, Fenliao, Linkou Dist., New Taipei City 244, Taiwan(R.O.C.)
Tel:+886-2172-1000 Fax:+886-2172-1322

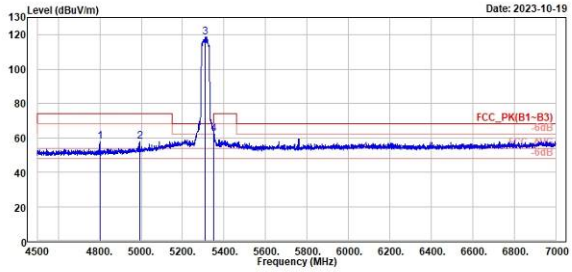

	Freq	Level	Read Level	Factor	Limit Line	Over Limit	APos	TPos	Remark	Pol/Phase	Note
	MHz	dBuV/m	dBuV	dB/m	dBuV/m	dB	cm	deg			
1	4800.00	57.74	16.74	41.00	74.00	-16.26	184	359	Peak	Horizontal	
2	4992.50	58.01	16.88	41.13	74.00	-15.99	184	359	Peak	Horizontal	
3 *	5310.00	118.53	76.56	41.97	68.20	50.33	184	359	Peak	Horizontal	
4 !	5350.00	62.31	20.55	41.76	68.20	-5.89	184	359	Peak	Horizontal	

CH 62 (Vertical) Peak

TÜV Rheinland Taiwan Ltd.
No. 458-18, Sec 2, Fenliao, Linkou Dist., New Taipei City 244, Taiwan(R.O.C.)
Tel:+886-2172-1000 Fax:+886-2172-1322

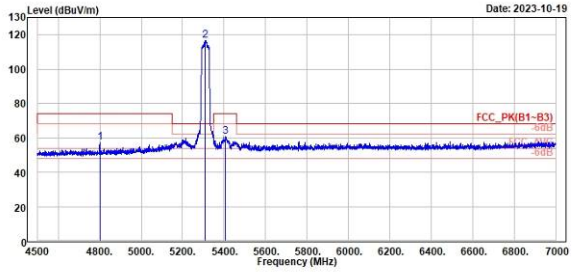

	Freq	Level	Read Level	Factor	Limit Line	Over Limit	APos	TPos	Remark	Pol/Phase	Note
	MHz	dBuV/m	dBuV	dB/m	dBuV/m	dB	cm	deg			
1	4800.00	57.27	16.27	41.00	74.00	-16.73	190	356	Peak	Vertical	
2 *	5310.00	116.66	74.69	41.97	68.20	48.46	190	356	Peak	Vertical	
3	5406.50	60.88	18.44	42.44	74.00	-13.12	190	356	Peak	Vertical	

802.11ax HE40

CH 62 (Horizontal) Average

TÜV Rheinland Taiwan Ltd.
No. 458-18, Sec 2, Fenliao, Linkou Dist., New Taipei City 244, Taiwan(R.O.C.)
Tel:+886-2172-1000 Fax:+886-2172-1322

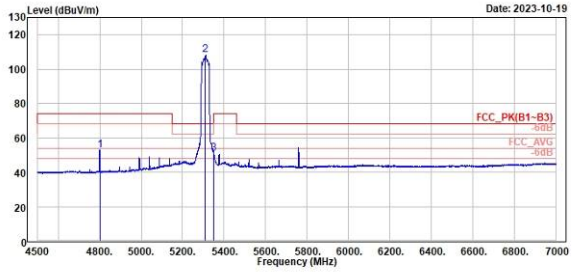

		Freq	Level	Read Level	Factor	Limit Line	Over Limit	APos	TPos	Remark	Pol/Phase	Note
		MHz	dBuV/m	dBuV	dB/m	dBuV/m	dB	cm	deg			
1	!	4800.00	52.88	11.88	41.00	54.00	-1.12	184	359	Average	Horizontal	
2	*	5310.00	108.39	66.42	41.97	54.00	54.39	184	359	Average	Horizontal	
3	!	5350.00	50.69	8.93	41.76	54.00	-3.31	184	359	Average	Horizontal	

CH 62 (Vertical) Average

TÜV Rheinland Taiwan Ltd.
No. 458-18, Sec 2, Fenliao, Linkou Dist., New Taipei City 244, Taiwan(R.O.C.)
Tel:+886-2172-1000 Fax:+886-2172-1322

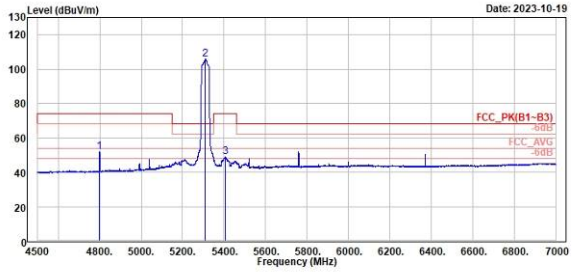

		Freq	Level	Read Level	Factor	Limit Line	Over Limit	APos	TPos	Remark	Pol/Phase	Note
		MHz	dBuV/m	dBuV	dB/m	dBuV/m	dB	cm	deg			
1	!	4799.50	51.67	10.67	41.00	54.00	-2.33	190	356	Average	Vertical	
2	*	5310.00	105.71	63.74	41.97	54.00	51.71	190	356	Average	Vertical	
3	!	5407.00	48.89	6.46	42.43	54.00	-5.11	190	356	Average	Vertical	

802.11ax HE80

CH 58 (Horizontal) Peak

TÜV Rheinland Taiwan Ltd.
No. 458-18, Sec 2, Fenliao, Linkou Dist., New Taipei City 244, Taiwan(R.O.C.)
Tel:+886-2172-1000 Fax:+886-2172-1322

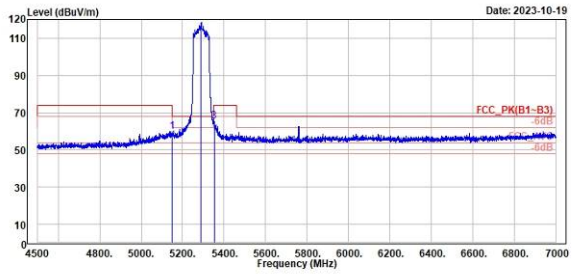

	Freq	Level	Read Level	Factor	Limit Line	Over Limit	APos	TPos	Remark	Pol/Phase	Note
	MHz	dBuV/m	dBuV	dB/m	dBuV/m	dB	cm	deg			
1	5149.00	59.77	16.88	42.89	74.00	-14.23	179	360	Peak	Horizontal	
2 *	5290.00	118.51	75.57	42.94	68.20	50.31	179	360	Peak	Horizontal	
3	5351.50	65.19	22.21	42.98	74.00	-8.81	179	360	Peak	Horizontal	

CH 58 (Vertical) Peak

TÜV Rheinland Taiwan Ltd.
No. 458-18, Sec 2, Fenliao, Linkou Dist., New Taipei City 244, Taiwan(R.O.C.)
Tel:+886-2172-1000 Fax:+886-2172-1322

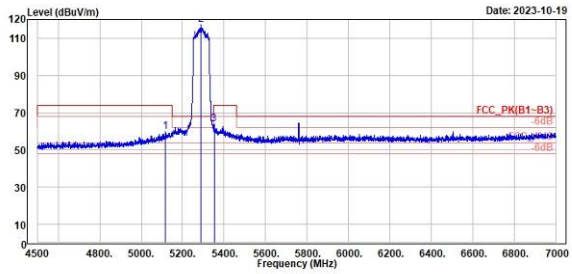

	Freq	Level	Read Level	Factor	Limit Line	Over Limit	APos	TPos	Remark	Pol/Phase	Note
	MHz	dBuV/m	dBuV	dB/m	dBuV/m	dB	cm	deg			
1	5115.00	59.89	17.23	42.66	74.00	-14.11	192	360	Peak	Vertical	
2 *	5290.00	117.30	74.36	42.94	68.20	49.10	192	360	Peak	Vertical	
3	5351.50	63.68	20.70	42.98	74.00	-10.32	192	360	Peak	Vertical	

802.11ax HE80

CH 58 (Horizontal) Average

TÜV Rheinland Taiwan Ltd.
No. 458-18, Sec 2, Fenliao, Linkou Dist., New Taipei City 244, Taiwan(R.O.C.)
Tel:+886-2172-1000 Fax:+886-2172-1322

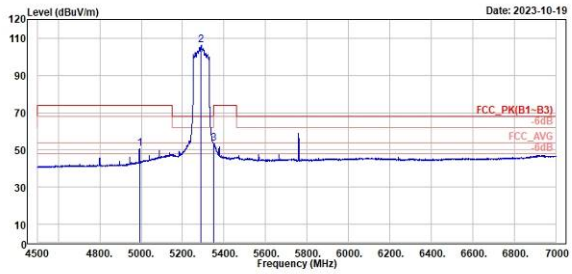

		Freq	Level	Read Level	Factor	Limit Line	Over Limit	APos	TPos	Remark	Pol/Phase	Note
		MHz	dBuV/m	dBuV	dB/m	dBuV/m	dB	cm	deg			
1	!	4992.00	50.58	8.14	42.44	54.00	-3.42	179	360	Average	Horizontal	
2	*	5290.00	106.18	63.24	42.94	54.00	52.18	179	360	Average	Horizontal	
3	!	5351.00	53.46	10.49	42.97	54.00	-0.54	179	360	Average	Horizontal	

CH 58 (Vertical) Average

TÜV Rheinland Taiwan Ltd.
No. 458-18, Sec 2, Fenliao, Linkou Dist., New Taipei City 244, Taiwan(R.O.C.)
Tel:+886-2172-1000 Fax:+886-2172-1322

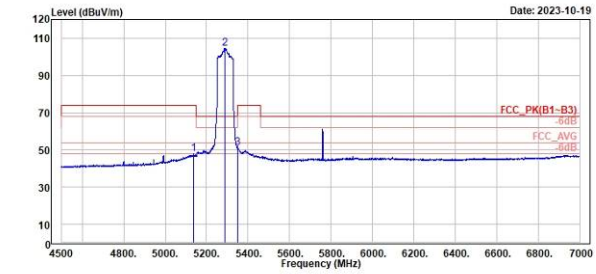

		Freq	Level	Read Level	Factor	Limit Line	Over Limit	APos	TPos	Remark	Pol/Phase	Note
		MHz	dBuV/m	dBuV	dB/m	dBuV/m	dB	cm	deg			
1		5136.00	47.72	4.91	42.81	54.00	-6.28	192	360	Average	Vertical	
2	*	5290.00	104.67	61.73	42.94	54.00	50.67	192	360	Average	Vertical	
3	!	5350.00	50.92	7.95	42.97	54.00	-3.08	192	360	Average	Vertical	

802.11ax HE160

CH 50 (Horizontal) Peak

TÜV Rheinland Taiwan Ltd.
No. 458-18, Sec 2, Fenliao, Linkou Dist., New Taipei City 244, Taiwan(R.O.C.)
Tel:+886-2172-1000 Fax:+886-2172-1322

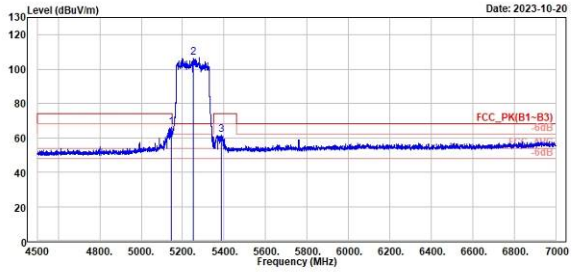

		Freq	Level	Read Level	Factor	Limit Line	Over Limit	APos	TPos	Remark	Pol/Phase	Note
		MHz	dBuV/m	dBuV	dB/m	dBuV/m	dB	cm	deg			
1		5146.00	66.31	24.89	41.42	74.00	-7.69	190	355	Peak	Horizontal	
2	*	5250.00	106.92	65.33	41.59	68.20	38.72	190	355	Peak	Horizontal	
3		5386.00	61.88	19.60	42.28	74.00	-12.12	190	355	Peak	Horizontal	

CH 50 (Vertical) Peak

TÜV Rheinland Taiwan Ltd.
No. 458-18, Sec 2, Fenliao, Linkou Dist., New Taipei City 244, Taiwan(R.O.C.)
Tel:+886-2172-1000 Fax:+886-2172-1322

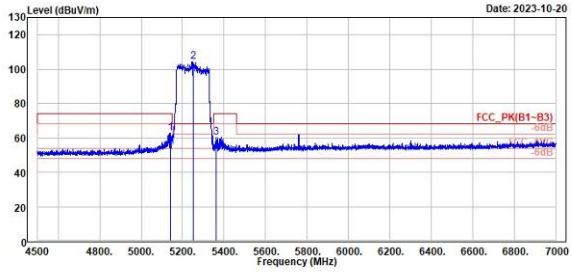

		Freq	Level	Read Level	Factor	Limit Line	Over Limit	APos	TPos	Remark	Pol/Phase	Note
		MHz	dBuV/m	dBuV	dB/m	dBuV/m	dB	cm	deg			
1		5142.50	62.88	21.47	41.41	74.00	-11.12	188	360	Peak	Vertical	
2	*	5250.00	104.41	62.82	41.59	68.20	36.21	188	360	Peak	Vertical	
3		5361.50	60.23	18.31	41.92	74.00	-13.77	188	360	Peak	Vertical	

802.11ax HE160

CH 50 (Horizontal) Average

TÜV Rheinland Taiwan Ltd.
No. 458-18, Sec 2, Fenliao, Linkou Dist., New Taipei City 244, Taiwan(R.O.C.)
Tel:+886-2172-1000 Fax:+886-2172-1322

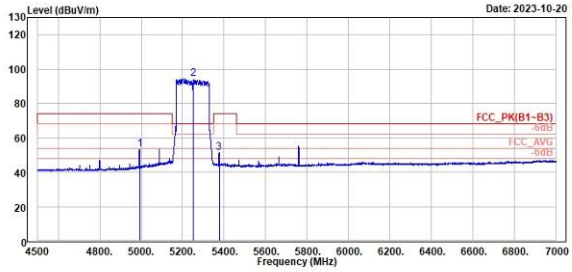

		Freq	Level	Read Level	Factor	Limit Line	Over Limit	APos	TPos	Remark	Pol/Phase	Note
		MHz	dBuV/m	dBuV	dB/m	dBuV/m	dB	cm	deg			
1	!	4992.00	53.48	12.35	41.13	54.00	-0.52	190	355	Average	Horizontal	
2	*	5250.00	94.50	52.91	41.59	54.00	40.50	190	355	Average	Horizontal	
3	!	5376.00	51.48	9.35	42.13	54.00	-2.52	190	355	Average	Horizontal	

CH 50 (Vertical) Average

TÜV Rheinland Taiwan Ltd.
No. 458-18, Sec 2, Fenliao, Linkou Dist., New Taipei City 244, Taiwan(R.O.C.)
Tel:+886-2172-1000 Fax:+886-2172-1322

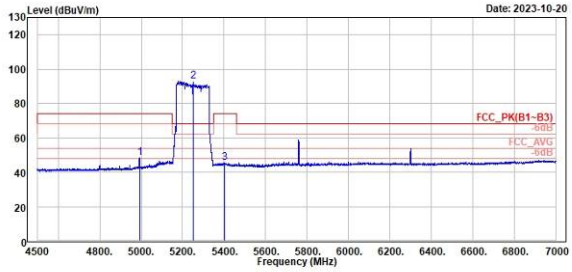

		Freq	Level	Read Level	Factor	Limit Line	Over Limit	APos	TPos	Remark	Pol/Phase	Note
		MHz	dBuV/m	dBuV	dB/m	dBuV/m	dB	cm	deg			
1	!	4992.00	48.54	7.41	41.13	54.00	-5.46	188	360	Average	Vertical	
2	*	5250.00	92.95	51.36	41.59	54.00	38.95	188	360	Average	Vertical	
3		5401.00	45.37	2.89	42.48	54.00	-8.63	188	360	Average	Vertical	

Band Edges, 5.3GHz ~ 5.47GHz, 5.725GHz

U-NII-2C

802.11a

CH 100 (Horizontal) Peak

TÜV Rheinland Taiwan Ltd.
No. 458-18, Sec 2, Fenliao, Linkou Dist., New Taipei City 244, Taiwan(R.O.C.)
Tel:+886-2172-1000 Fax:+886-2172-1322

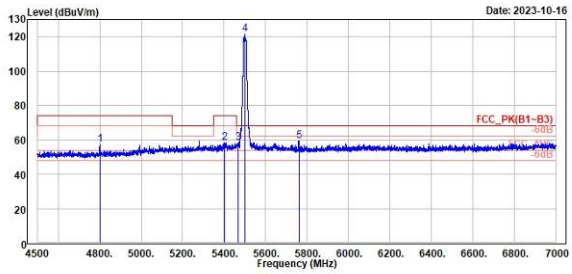

	Freq	Level	Read Level	Factor	Limit Line	Over Limit	APos	TPos	Remark	Pol/Phase	Note
	MHz	dBuV/m	dBuV	dB/m	dBuV/m	dB	cm	deg			
1	4800.00	57.42	16.42	41.00	74.00	-16.58	183	359	Peak	Horizontal	
2	5403.00	58.48	16.01	42.47	74.00	-15.52	183	359	Peak	Horizontal	
3	5466.50	58.24	16.04	42.20	68.20	-9.96	183	359	Peak	Horizontal	
4 *	5500.00	121.49	79.14	42.35	68.20	53.29	183	359	Peak	Horizontal	
5	5760.50	59.36	16.73	42.63	68.20	-8.84	183	359	Peak	Horizontal	

CH 100 (Vertical) Peak

TÜV Rheinland Taiwan Ltd.
No. 458-18, Sec 2, Fenliao, Linkou Dist., New Taipei City 244, Taiwan(R.O.C.)
Tel:+886-2172-1000 Fax:+886-2172-1322

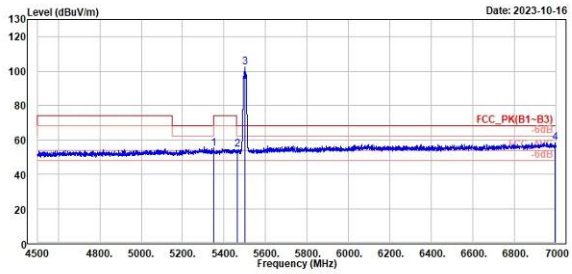

	Freq	Level	Read Level	Factor	Limit Line	Over Limit	APos	TPos	Remark	Pol/Phase	Note
	MHz	dBuV/m	dBuV	dB/m	dBuV/m	dB	cm	deg			
1	5350.00	54.89	13.13	41.76	68.20	-13.31	145	39	Peak	Vertical	
2	5462.00	54.27	12.09	42.18	68.20	-13.93	145	39	Peak	Vertical	
3 *	5500.00	102.16	59.81	42.35	68.20	33.96	145	39	Peak	Vertical	
4	6998.50	58.50	14.76	43.74	68.20	-9.70	145	39	Peak	Vertical	

802.11a

CH 100 (Horizontal) Average

TÜV Rheinland Taiwan Ltd.
No. 458-18, Sec 2, Fenliao., Linkou Dist., New Taipei City 244, Taiwan(R.O.C.)
Tel:+886-2172-1000 Fax:+886-2172-1322

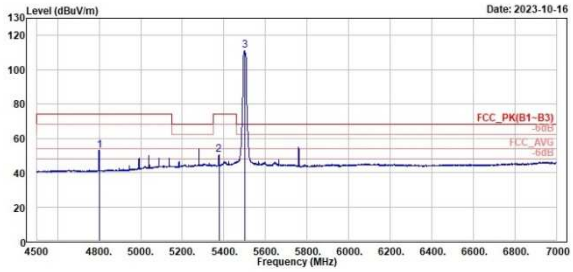

		Freq	Level	Read Level	Factor	Limit Line	Over Limit	APos	TPos	Remark	Pol/Phase	Note
		MHz	dBuV/m	dBuV	dB/m	dBuV/m	dB	cm	deg			
1	!	4800.00	53.05	12.05	41.00	54.00	-0.95	183	359	Average	Horizontal	
2	!	5376.00	50.23	8.10	42.13	54.00	-3.77	183	359	Average	Horizontal	
3	*	5500.00	111.22	68.87	42.35	54.00	57.22	183	359	Average	Horizontal	

CH 100 (Vertical) Average

TÜV Rheinland Taiwan Ltd.
No. 458-18, Sec 2, Fenliao., Linkou Dist., New Taipei City 244, Taiwan(R.O.C.)
Tel:+886-2172-1000 Fax:+886-2172-1322

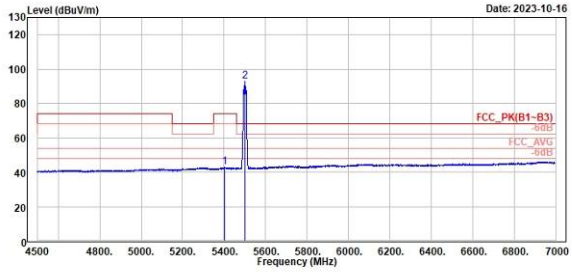

		Freq	Level	Read Level	Factor	Limit Line	Over Limit	APos	TPos	Remark	Pol/Phase	Note
		MHz	dBuV/m	dBuV	dB/m	dBuV/m	dB	cm	deg			
1		5404.00	42.76	0.30	42.46	54.00	-11.24	145	39	Average	Vertical	
2	*	5500.00	92.88	50.53	42.35	54.00	38.88	145	39	Average	Vertical	