Mode 7: IEEE 802.11ax 2.4 GHz 40 MHz Continuous TX mode_ANT-0	
2422 MHz	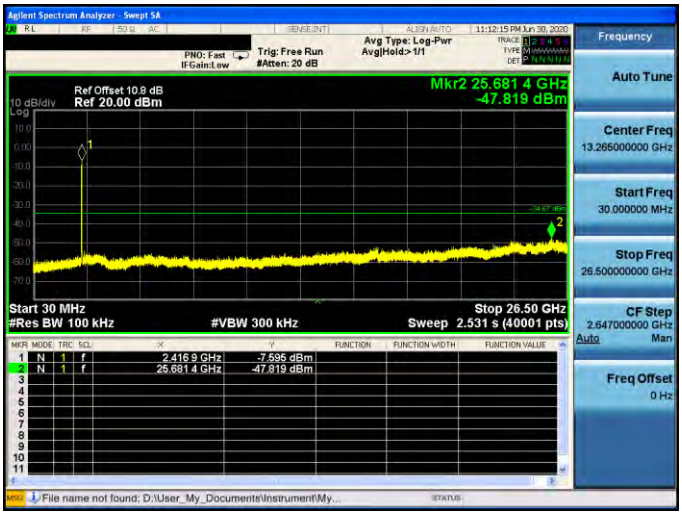
2437 MHz	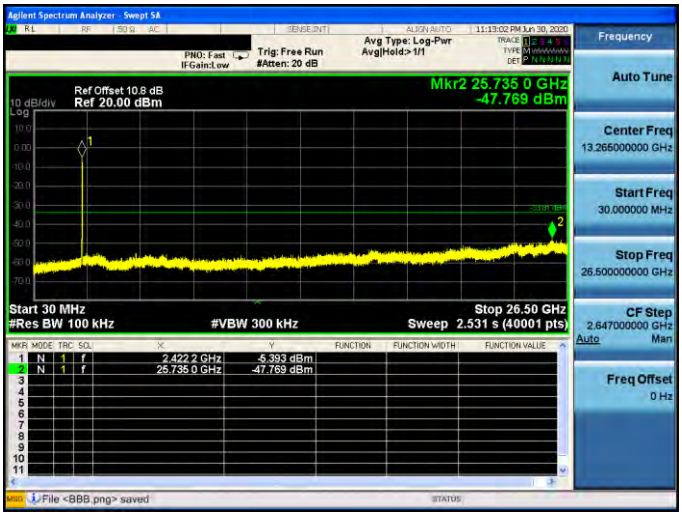
2452 MHz	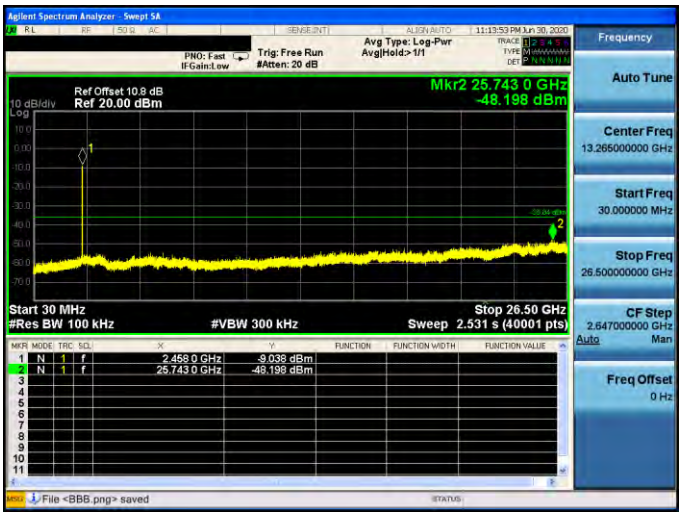

Mode 4: IEEE 802.11n 2.4 GHz 20 MHz Continuous TX mode_ANT-1	
2412 MHz	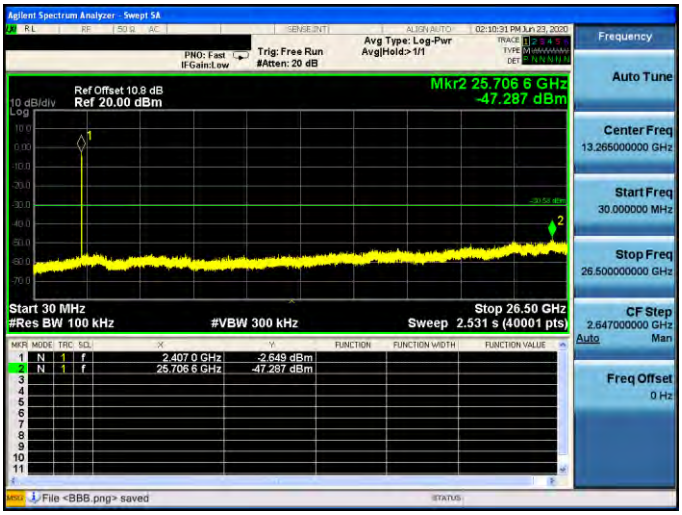
2437 MHz	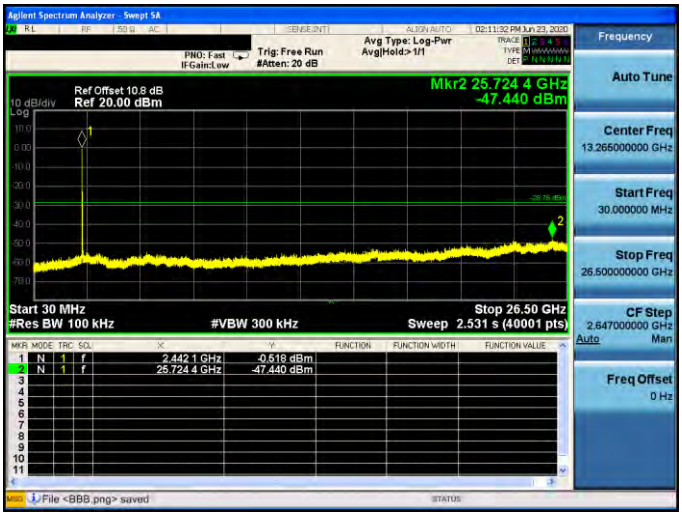
2462 MHz	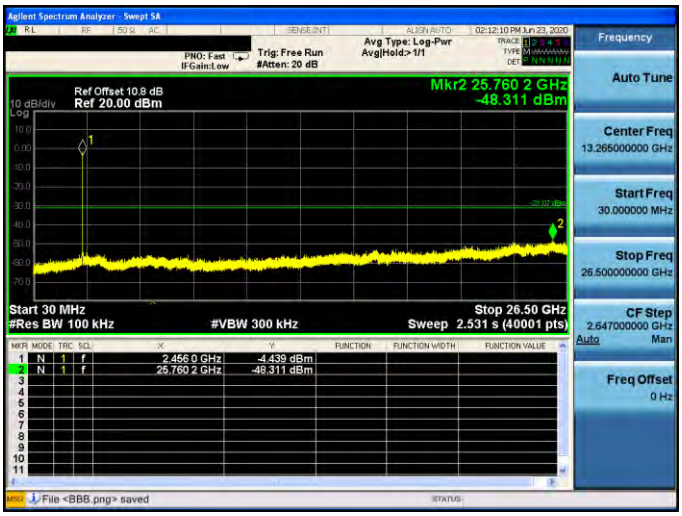

Mode 5: IEEE 802.11n 2.4 GHz 40 MHz Continuous TX mode_ANT-1	
2422 MHz	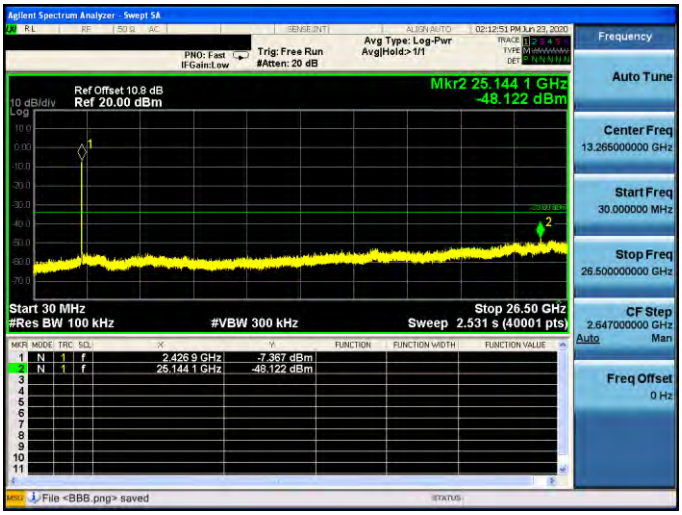
2437 MHz	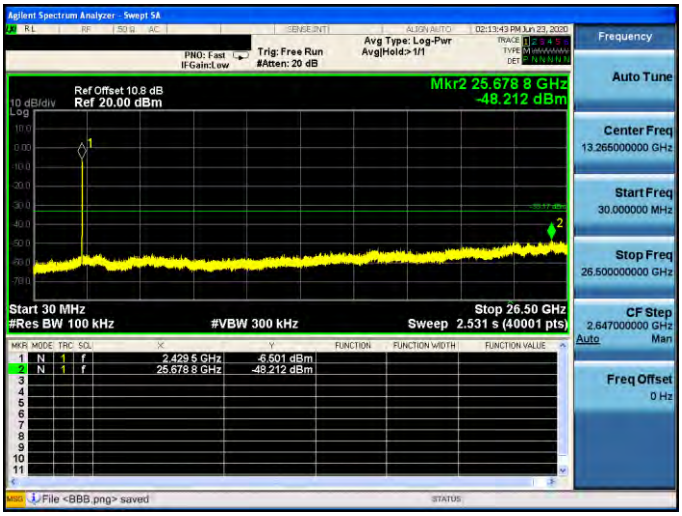
2452 MHz	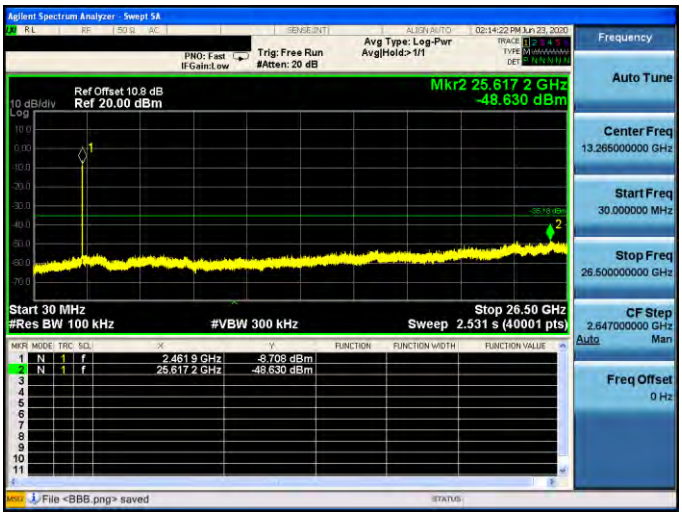

Mode 6: IEEE 802.11ax 2.4 GHz 20 MHz Continuous TX mode_ANT-1	
2412 MHz	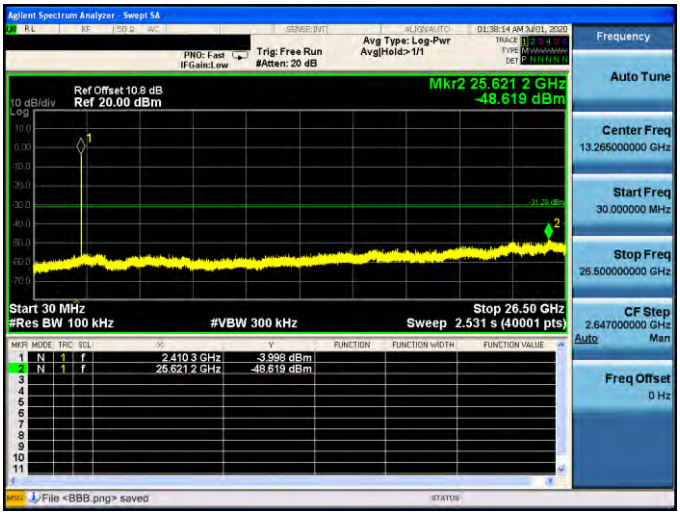
2437 MHz	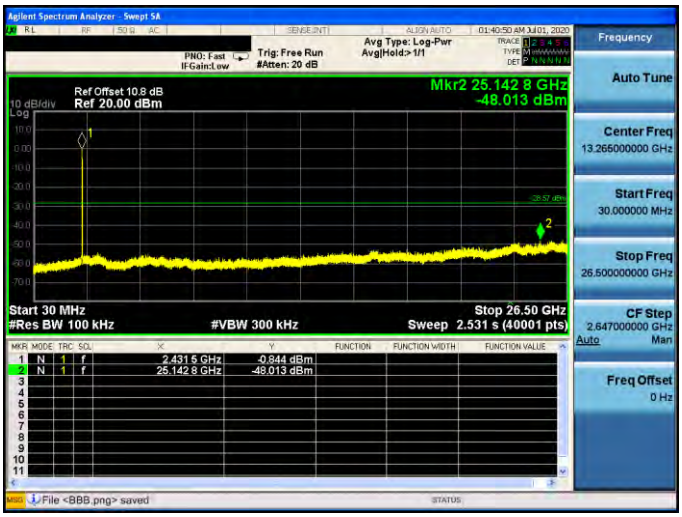
2462 MHz	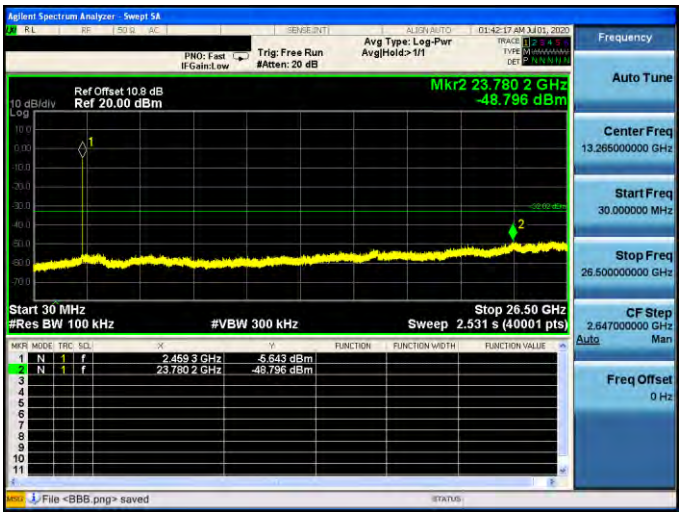

Mode 7: IEEE 802.11ax 2.4 GHz 40 MHz Continuous TX mode_ANT-1	
2422 MHz	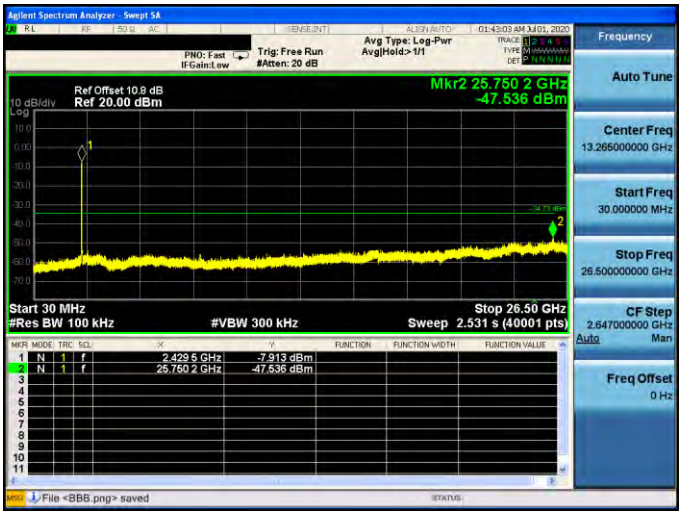
2437 MHz	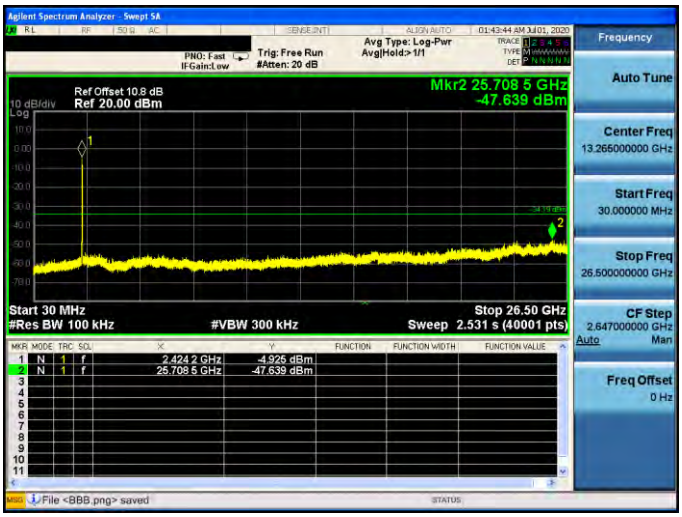
2452 MHz	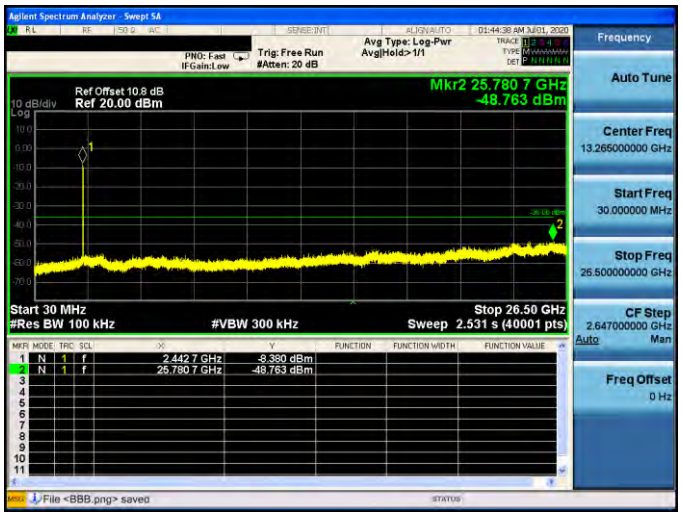

Mode 4: IEEE 802.11n 2.4 GHz 20 MHz Continuous TX mode_ANT-2	
2412 MHz	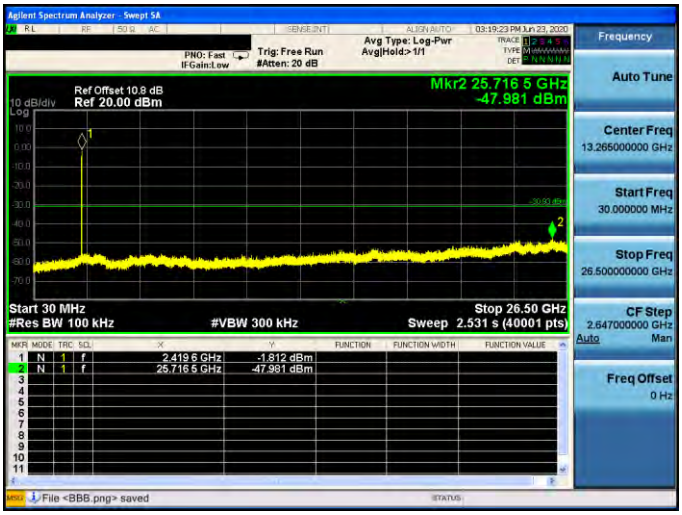
2437 MHz	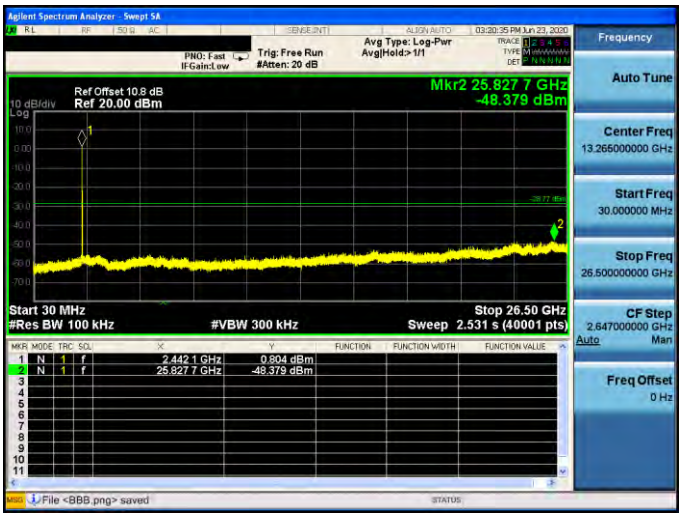
2462 MHz	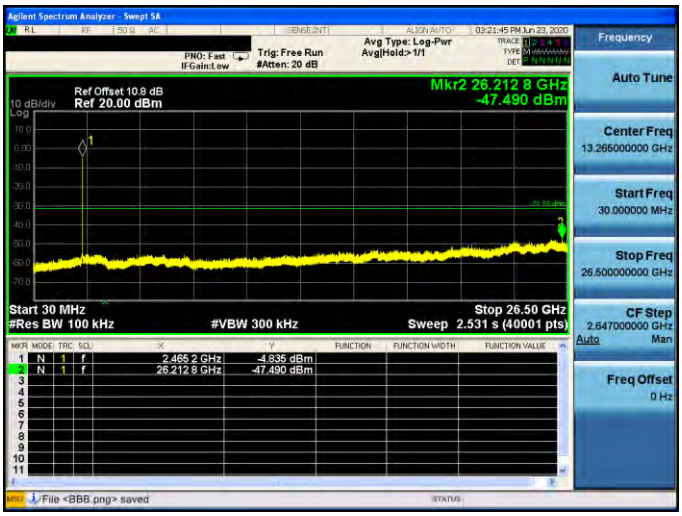

Mode 5: IEEE 802.11n 2.4 GHz 40 MHz Continuous TX mode_ANT-2	
2422 MHz	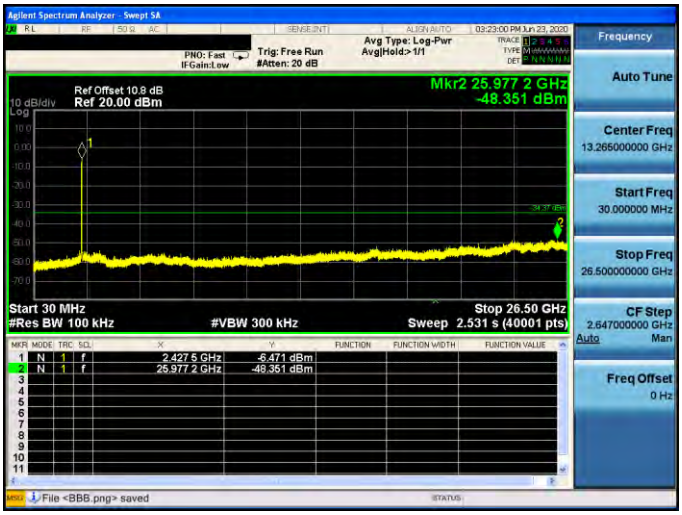
2437 MHz	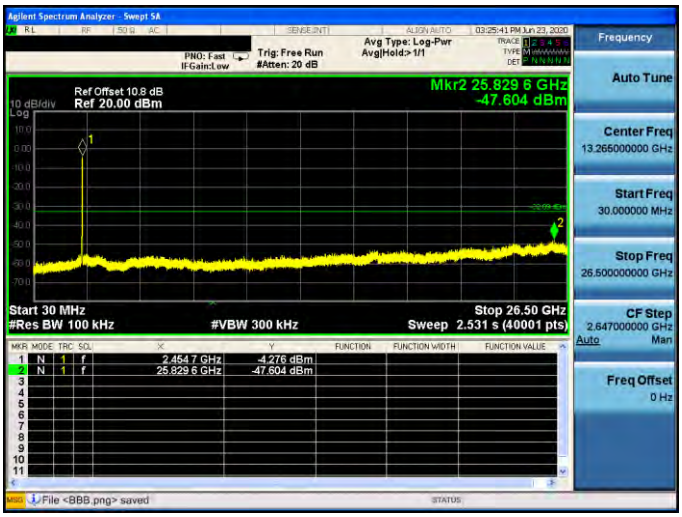
2452 MHz	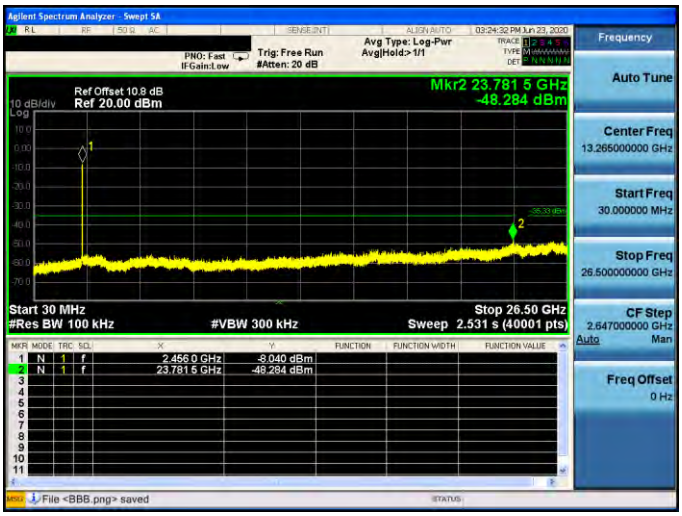

Mode 6: IEEE 802.11ax 2.4 GHz 20 MHz Continuous TX mode_ANT-2	
2412 MHz	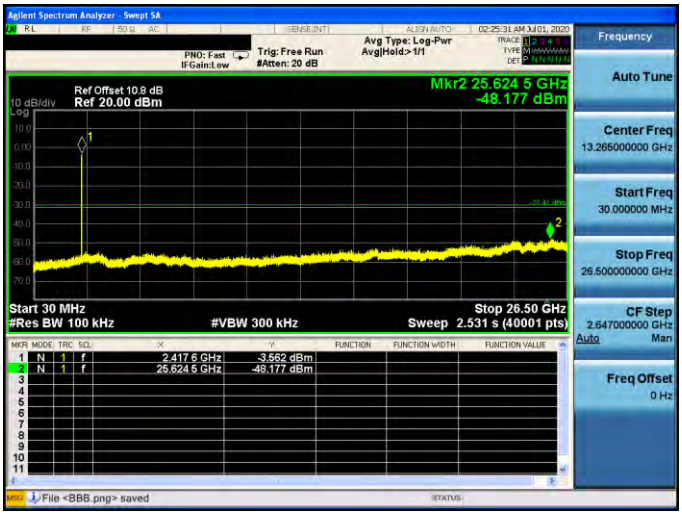
2437 MHz	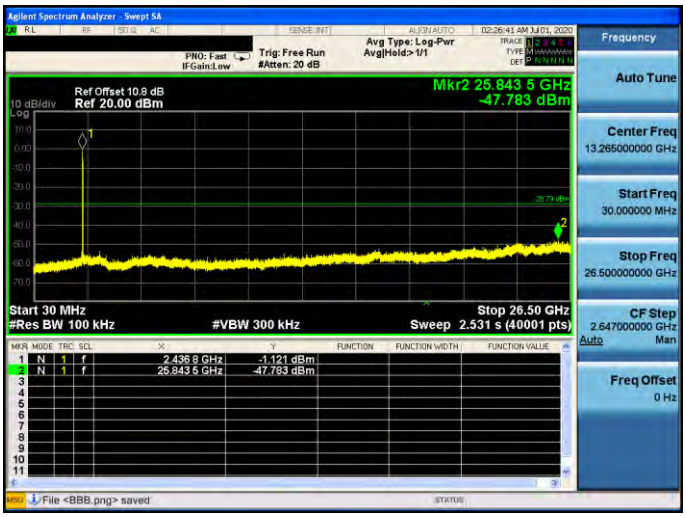
2462 MHz	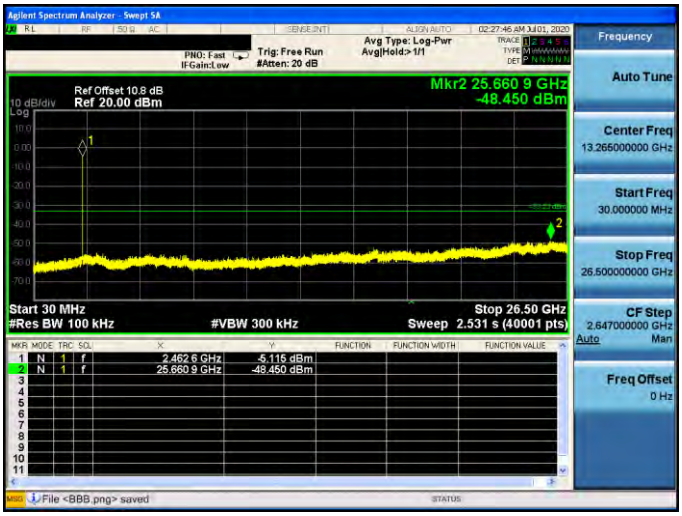

Mode 7: IEEE 802.11ax 2.4 GHz 40 MHz Continuous TX mode_ANT-2	
2422 MHz	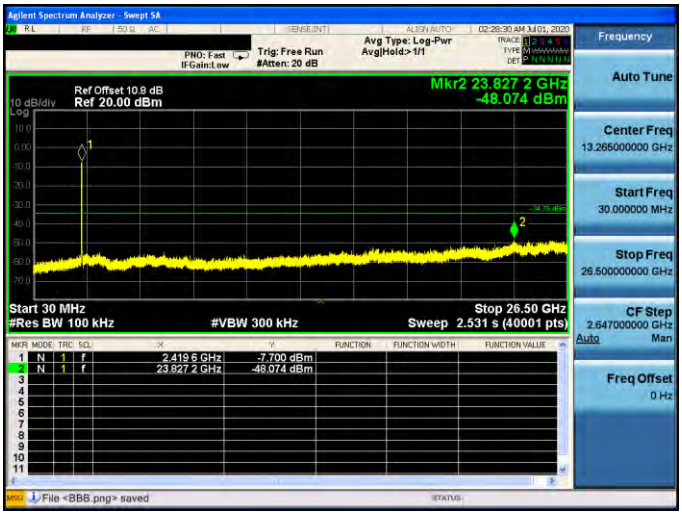
2437 MHz	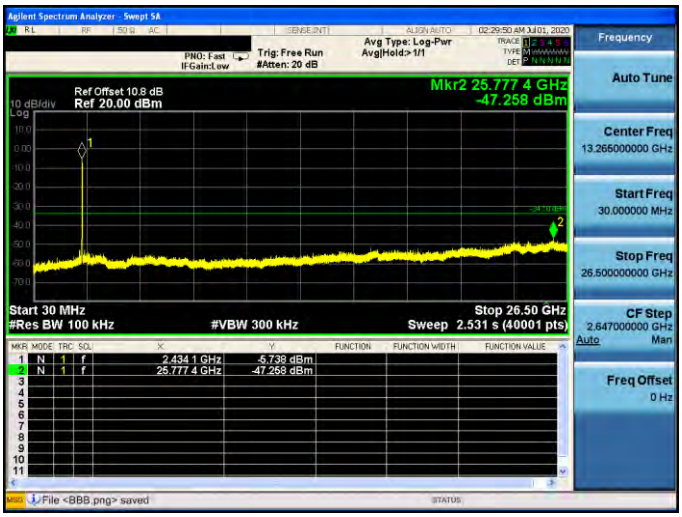
2452 MHz	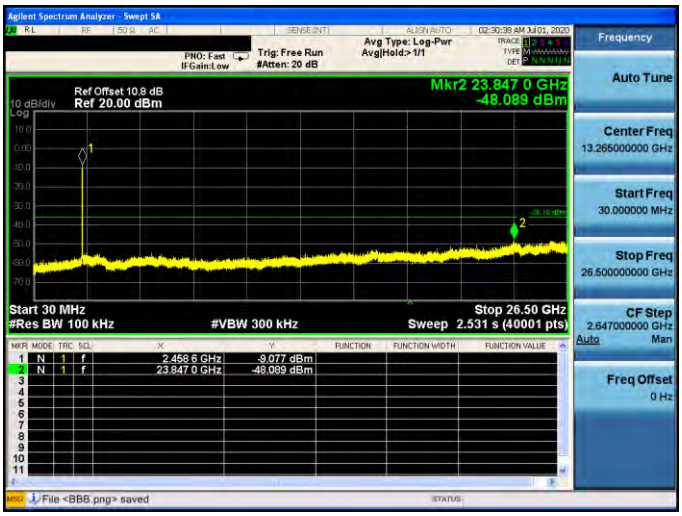

Mode 4: IEEE 802.11n 2.4 GHz 20 MHz Continuous TX mode_ANT-3	
2412 MHz	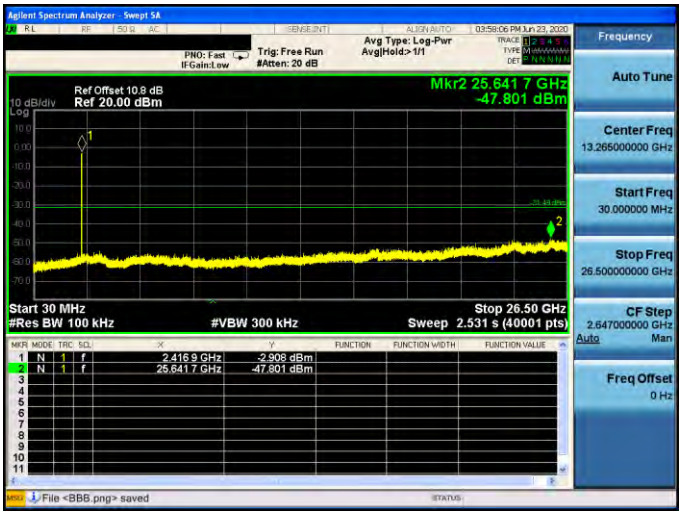
2437 MHz	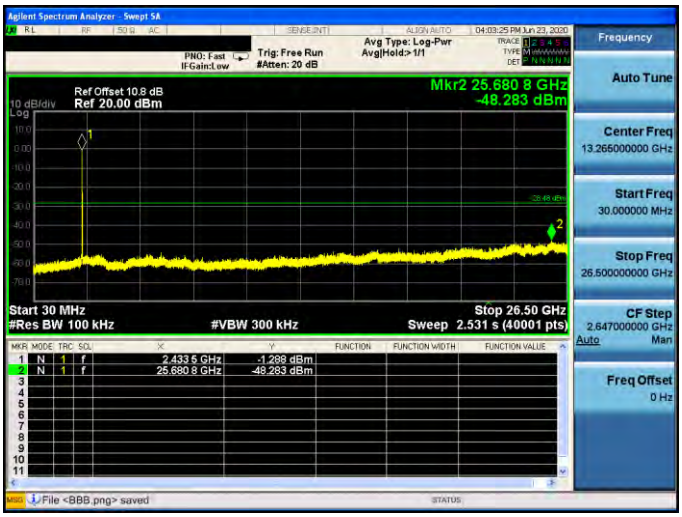
2462 MHz	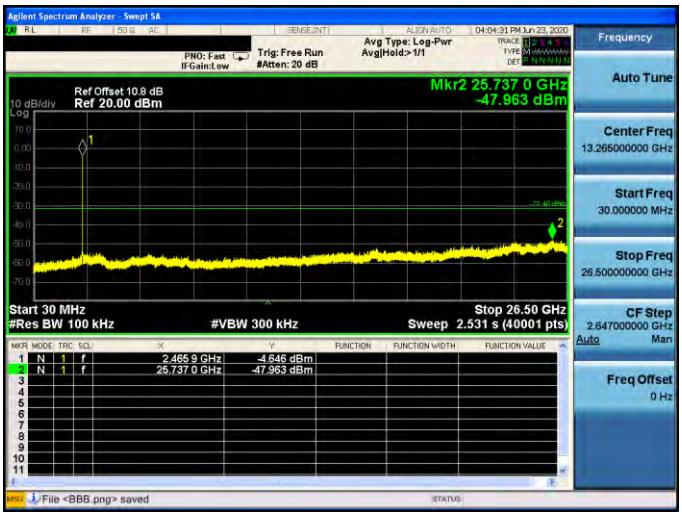

Mode 5: IEEE 802.11n 2.4 GHz 40 MHz Continuous TX mode_ANT-3	
2422 MHz	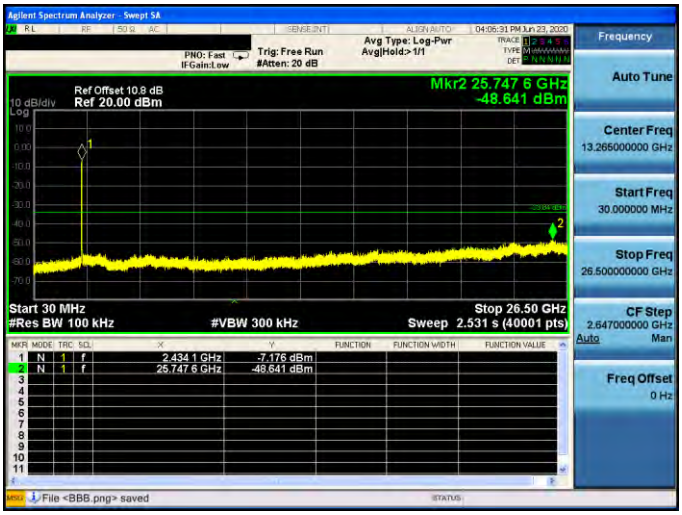
2437 MHz	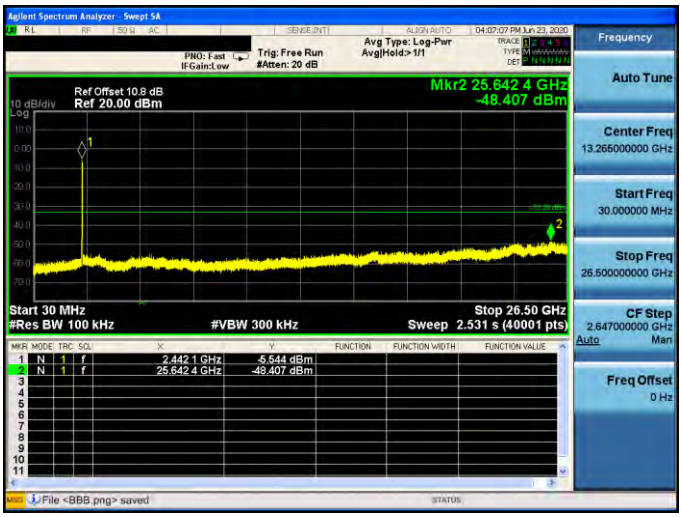
2452 MHz	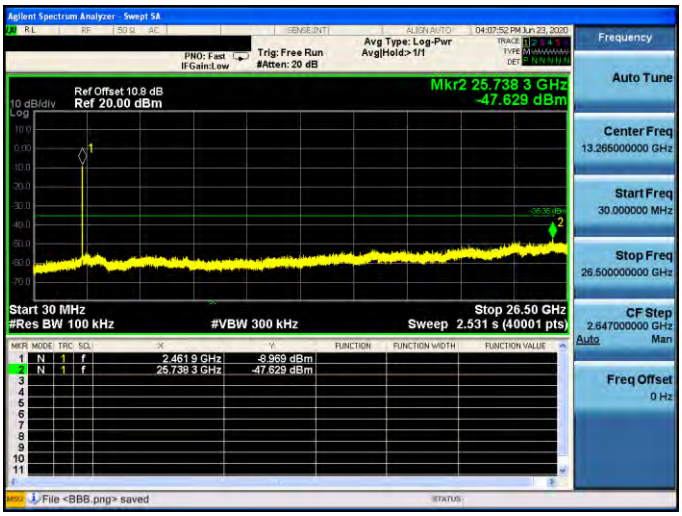

Mode 6: IEEE 802.11ax 2.4 GHz 20 MHz Continuous TX mode_ANT-3	
2412 MHz	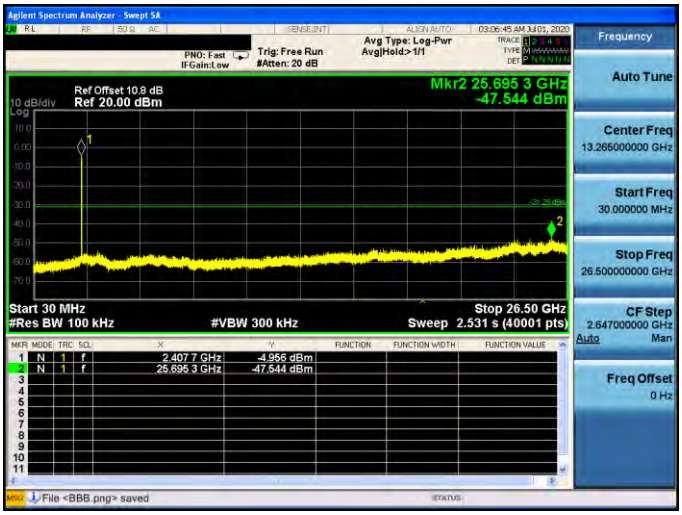
2437 MHz	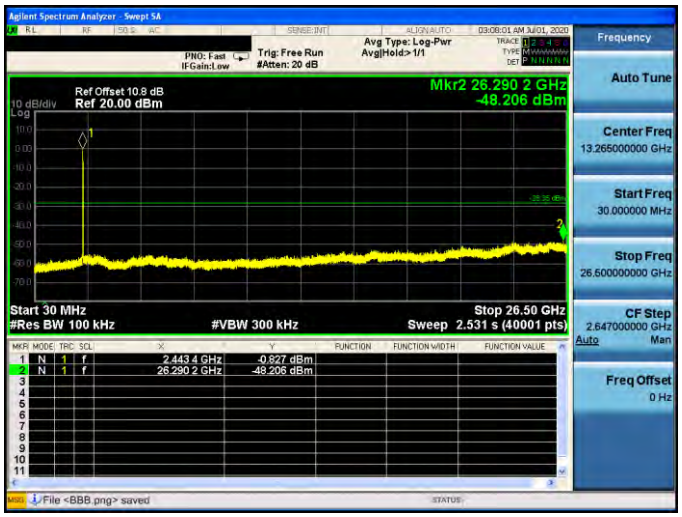
2462 MHz	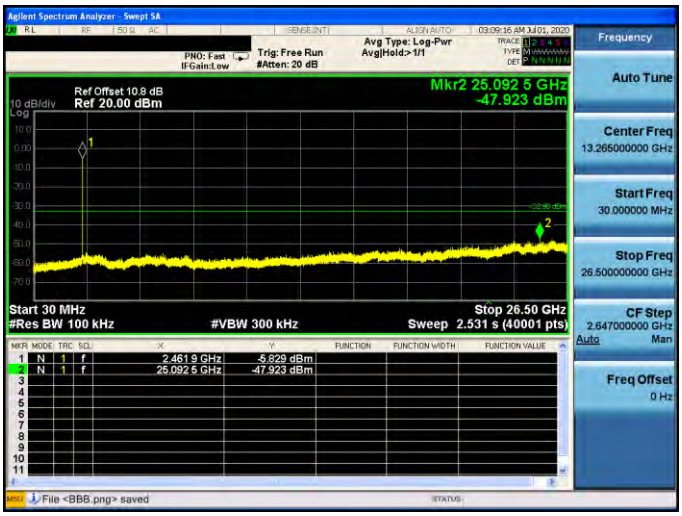

Mode 7: IEEE 802.11ax 2.4 GHz 40 MHz Continuous TX mode_ANT-3	
2422 MHz	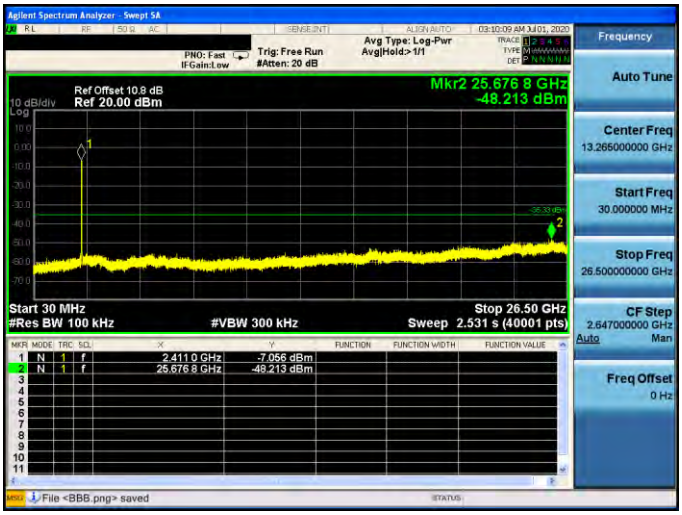
2437 MHz	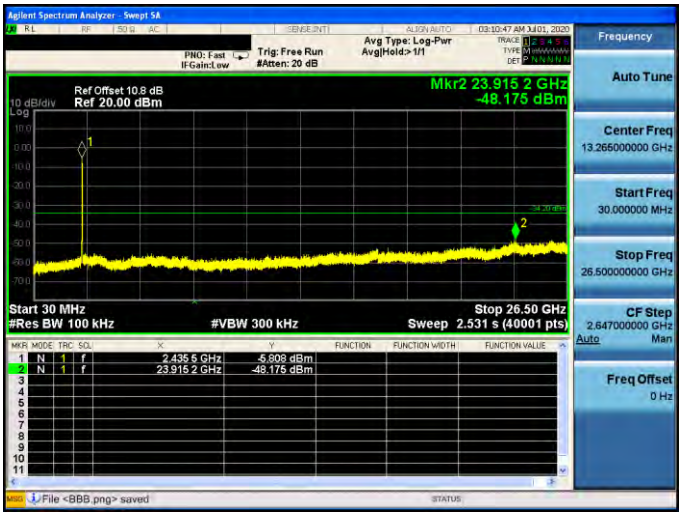
2452 MHz	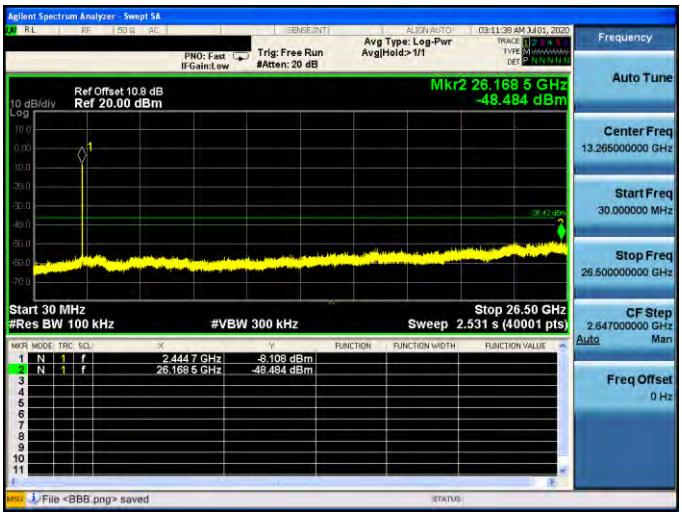

Conducted Band Edge

Mode 3: IEEE 802.11g Continuous TX mode_ANT-0	
2412 MHz	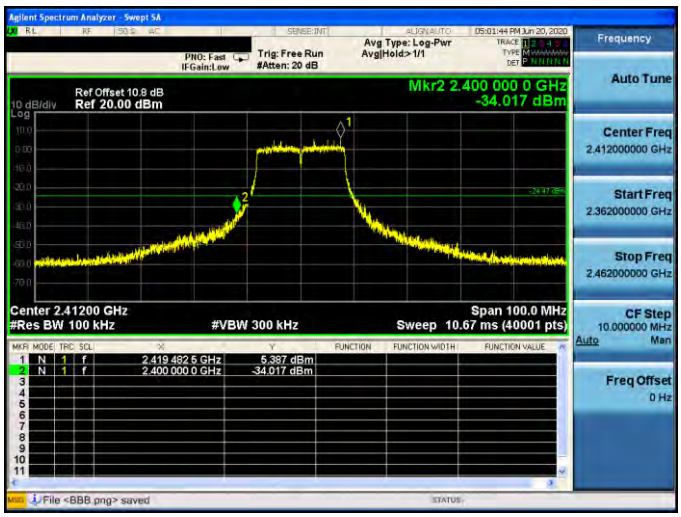
2462 MHz	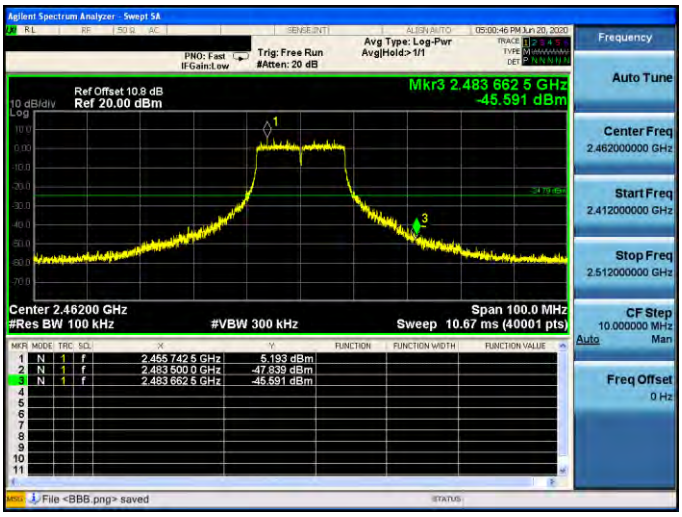

Mode 4: IEEE 802.11n 2.4 GHz 20 MHz Continuous TX mode_ANT-0	
2412 MHz	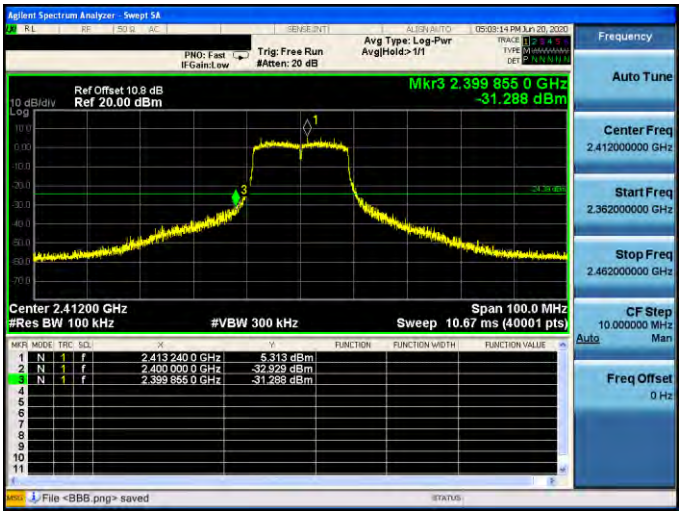
2462 MHz	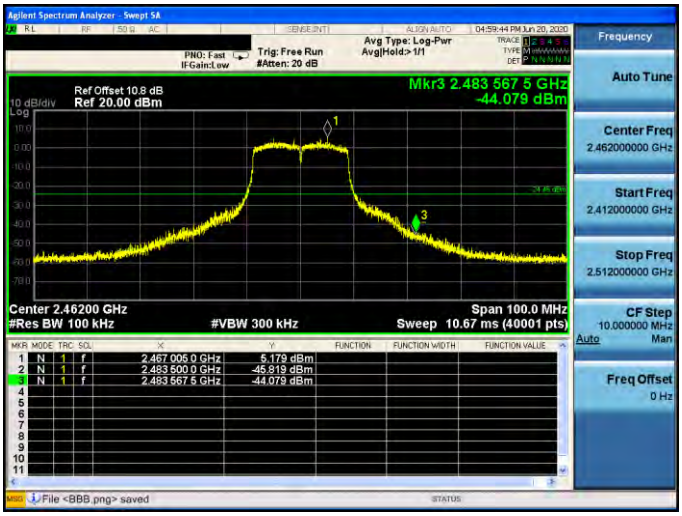

Mode 5: IEEE 802.11n 2.4 GHz 40 MHz Continuous TX mode_ANT-0	
2422 MHz	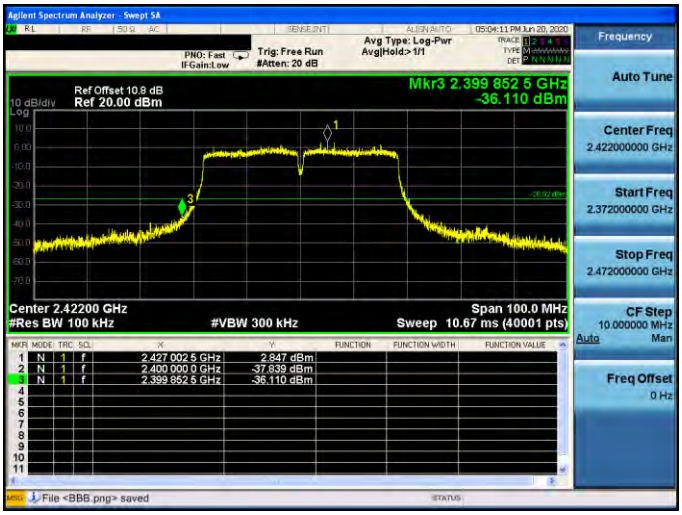
2452 MHz	

Mode 6: IEEE 802.11ax 2.4 GHz 20 MHz Continuous TX mode_ANT-0	
2412 MHz	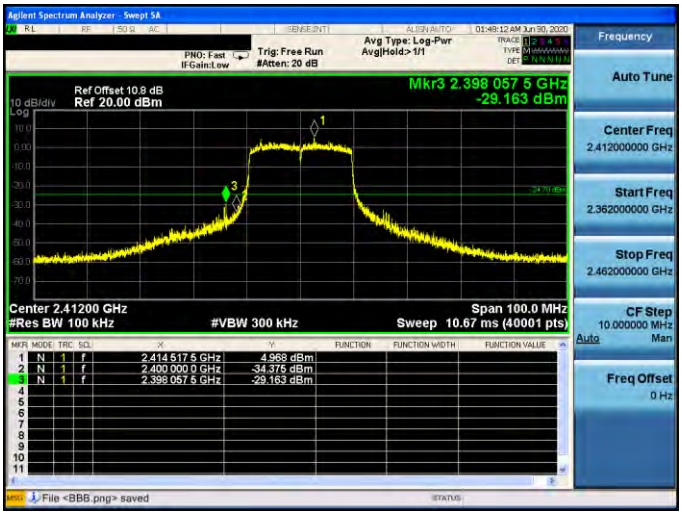
2462 MHz	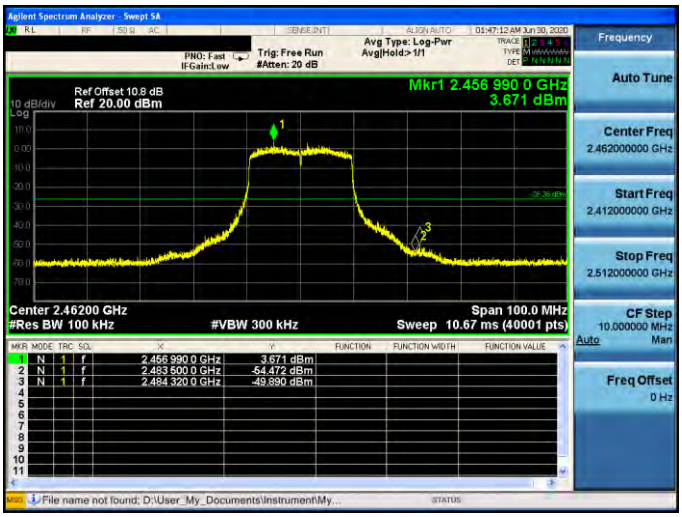

Mode 7: IEEE 802.11ax 2.4 GHz 40 MHz Continuous TX mode_ANT-0	
2422 MHz	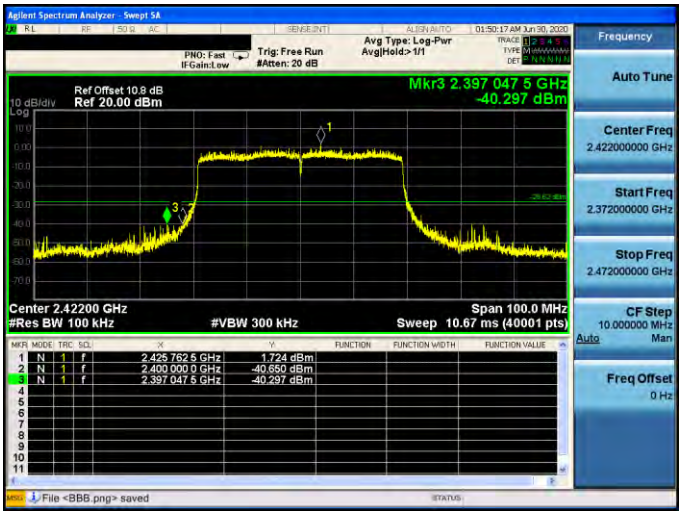
2452 MHz	

Mode 2: IEEE 802.11b Continuous TX mode_ANT-1	
2412 MHz	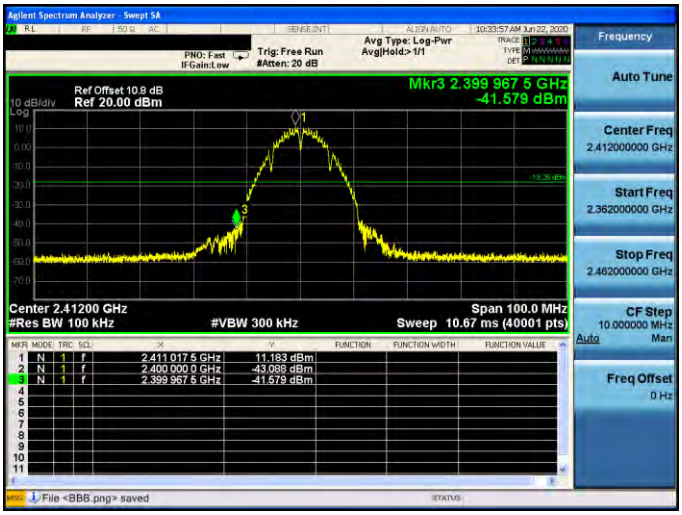
2462 MHz	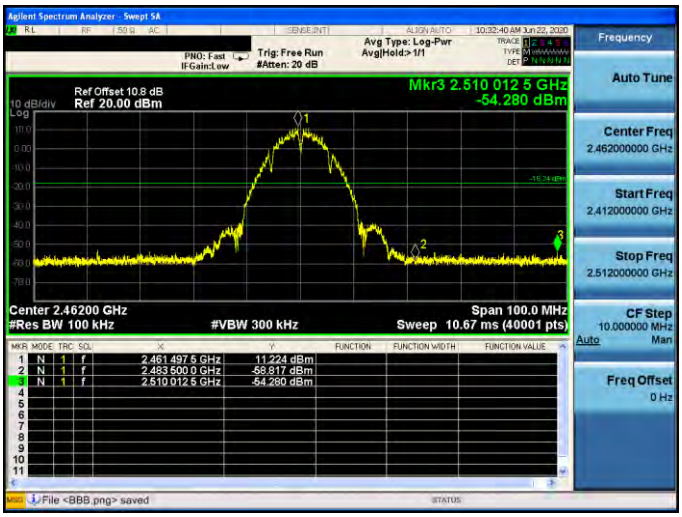

Mode 3: IEEE 802.11g Continuous TX mode_ANT-1	
2412 MHz	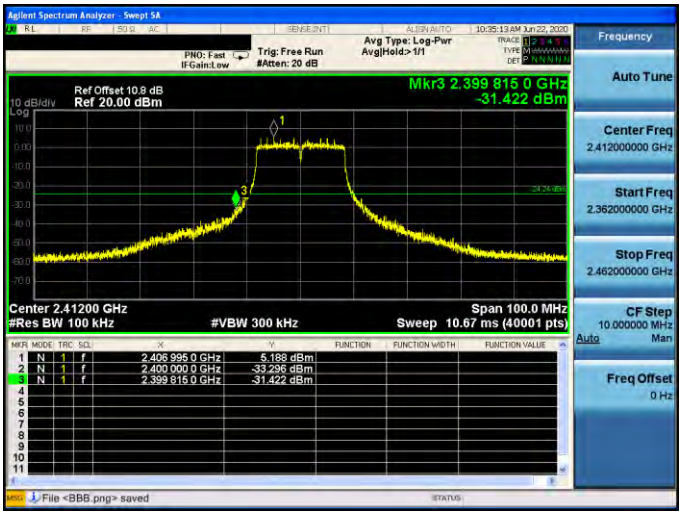
2462 MHz	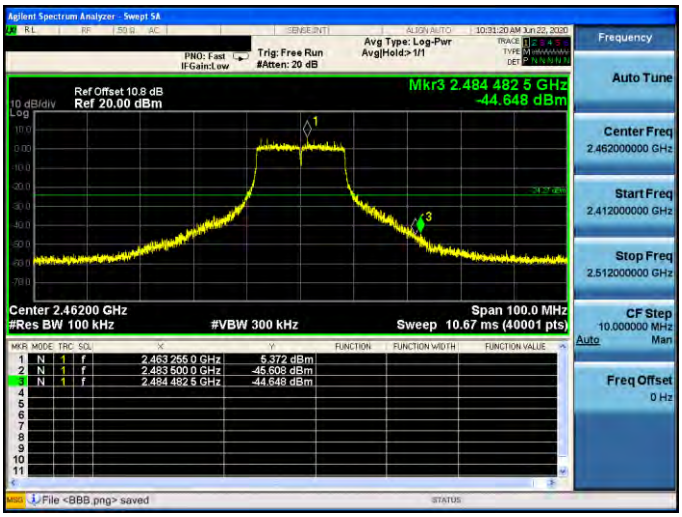

Mode 4: IEEE 802.11n 2.4 GHz 20 MHz Continuous TX mode_ANT-1	
2412 MHz	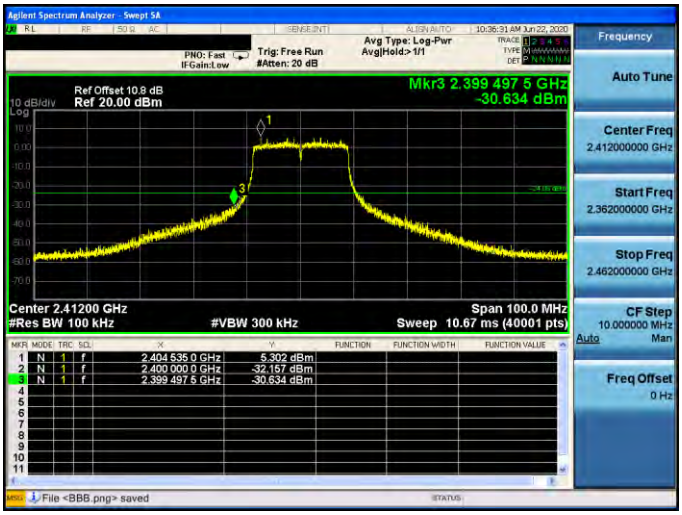
2462 MHz	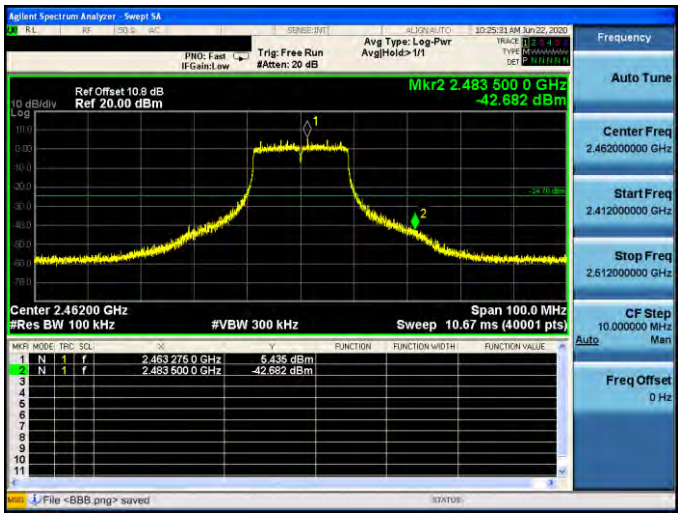

Mode 5: IEEE 802.11n 2.4 GHz 40 MHz Continuous TX mode_ANT-1	
2422 MHz	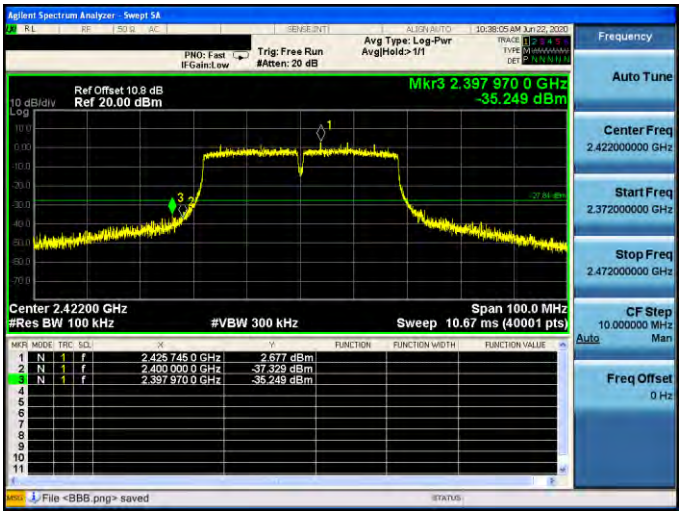
2452 MHz	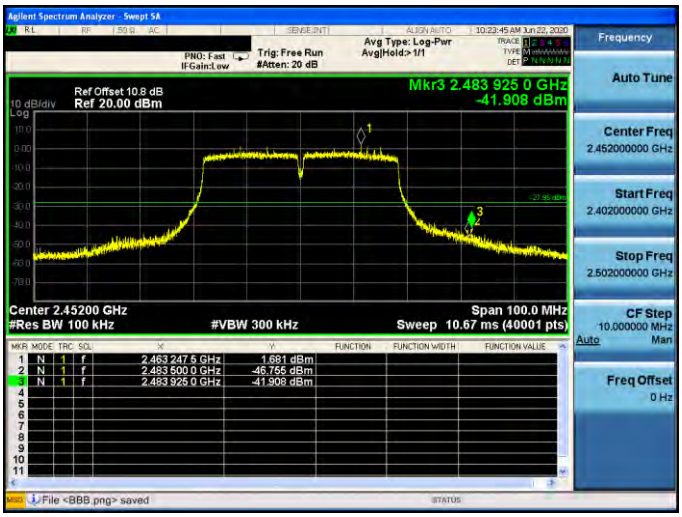

Mode 6: IEEE 802.11ax 2.4 GHz 20 MHz Continuous TX mode_ANT-1	
2412 MHz	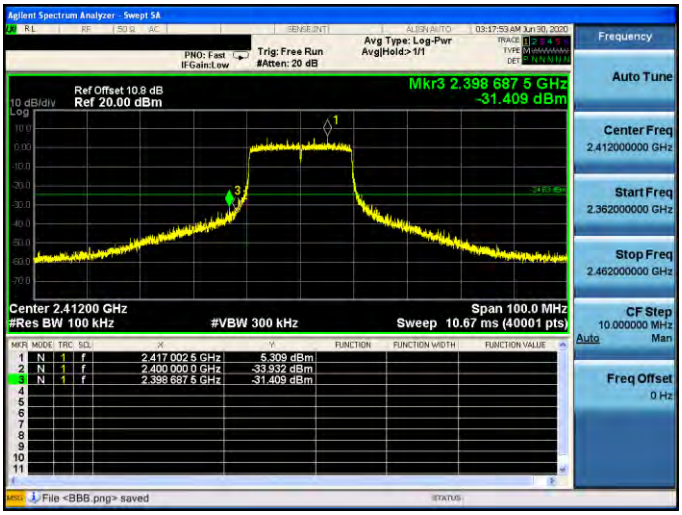
2462 MHz	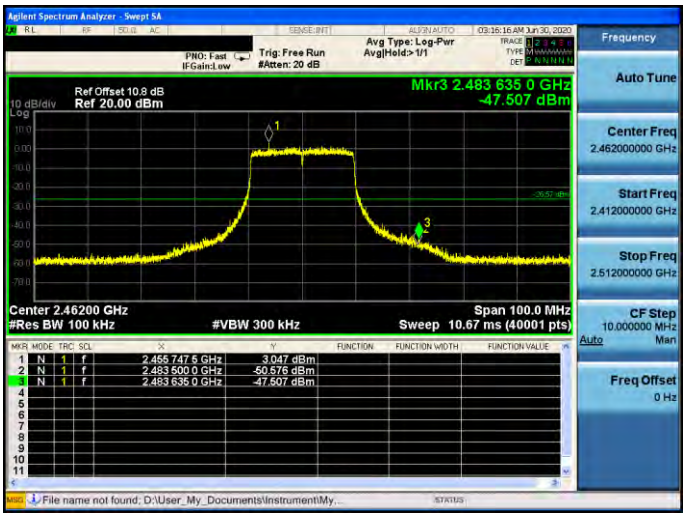

Mode 7: IEEE 802.11ax 2.4 GHz 40 MHz Continuous TX mode_ANT-1	
2422 MHz	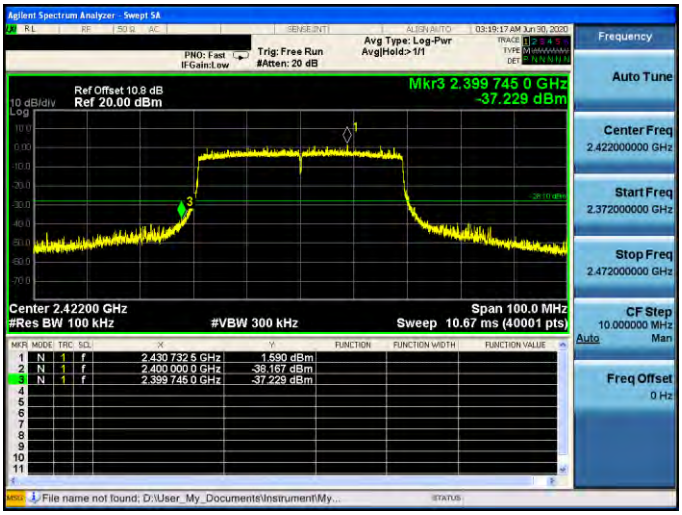
2452 MHz	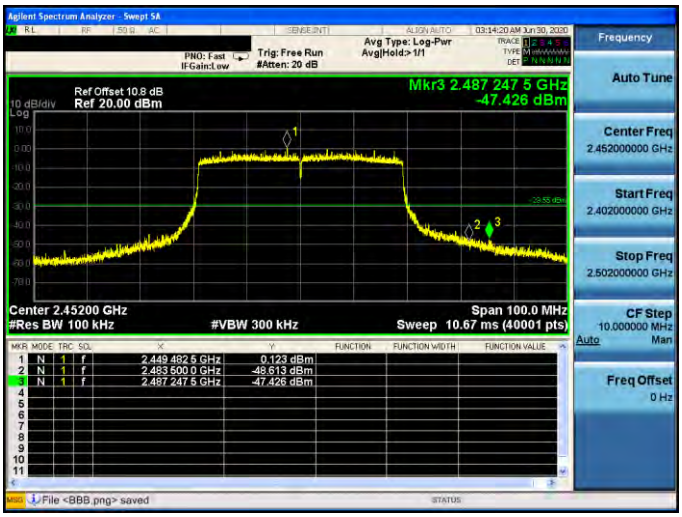

Mode 3: IEEE 802.11g Continuous TX mode_ANT-2	
2412 MHz	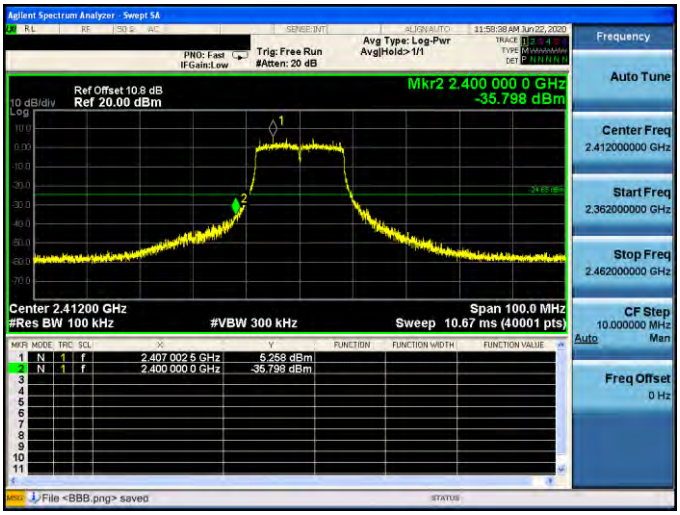
2462 MHz	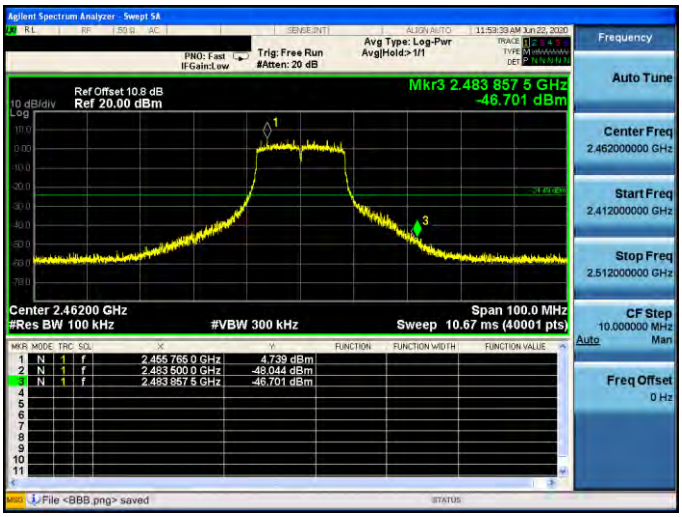

Mode 4: IEEE 802.11n 2.4 GHz 20 MHz Continuous TX mode_ANT-2	
2412 MHz	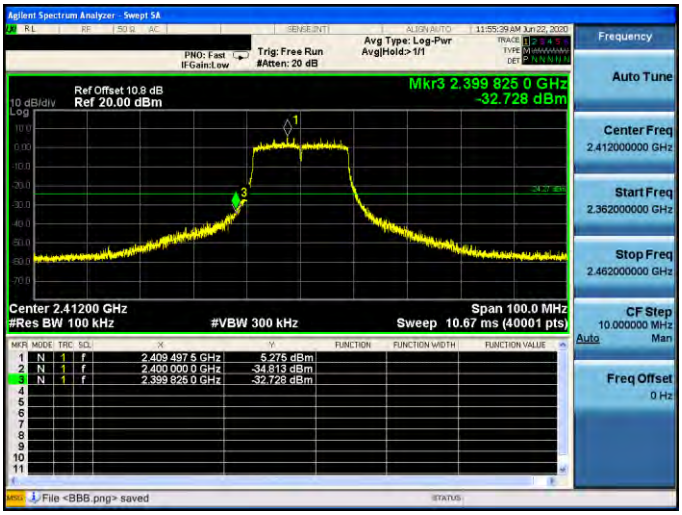
2462 MHz	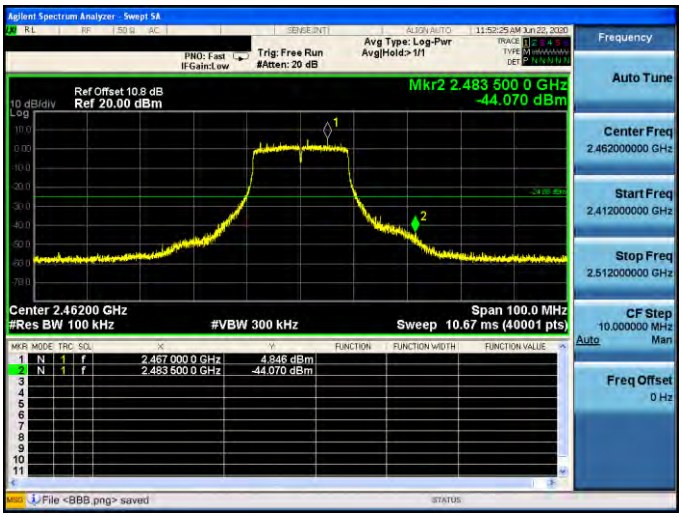

Mode 5: IEEE 802.11n 2.4 GHz 40 MHz Continuous TX mode_ANT-2	
2422 MHz	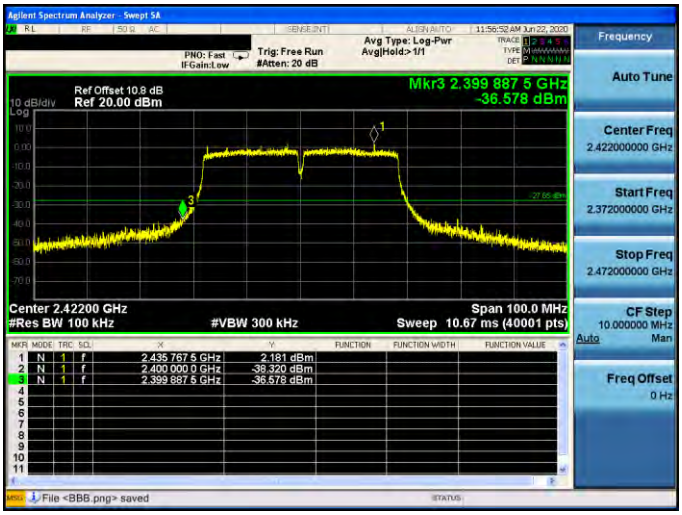
2452 MHz	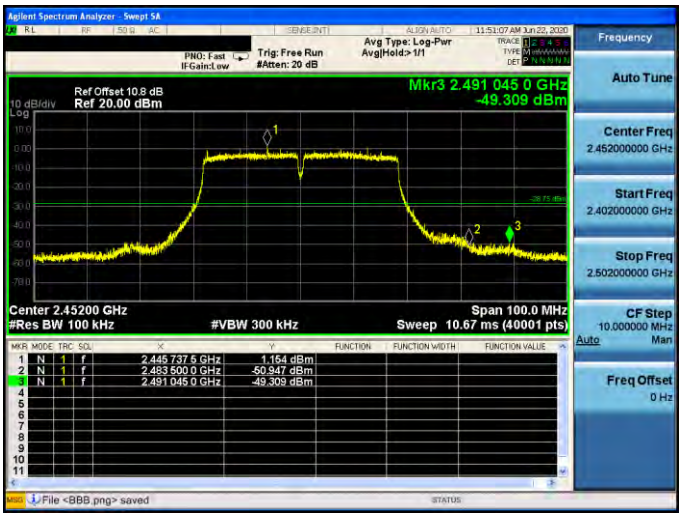

Mode 6: IEEE 802.11ax 2.4 GHz 20 MHz Continuous TX mode_ANT-2	
2412 MHz	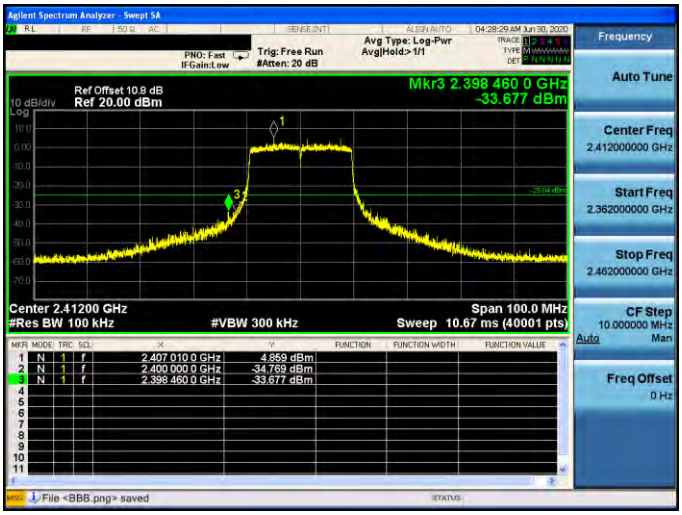
2462 MHz	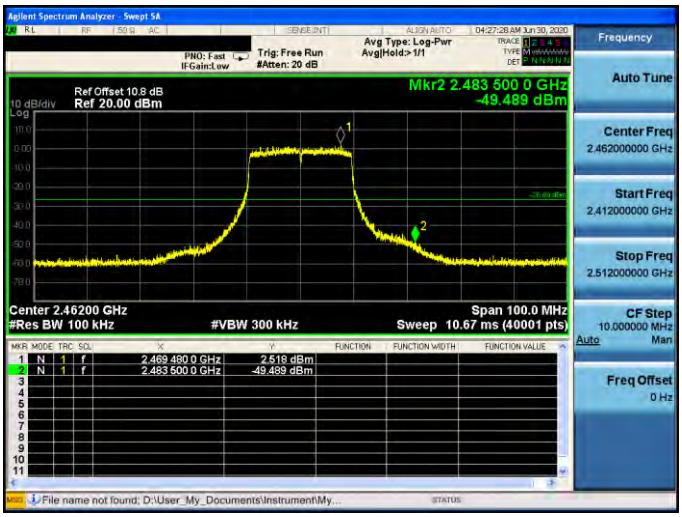

Mode 7: IEEE 802.11ax 2.4 GHz 40 MHz Continuous TX mode_ANT-2	
2422 MHz	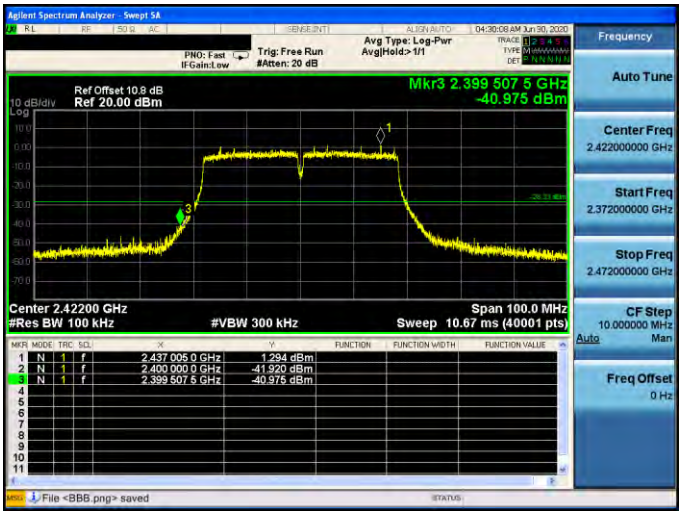
2452 MHz	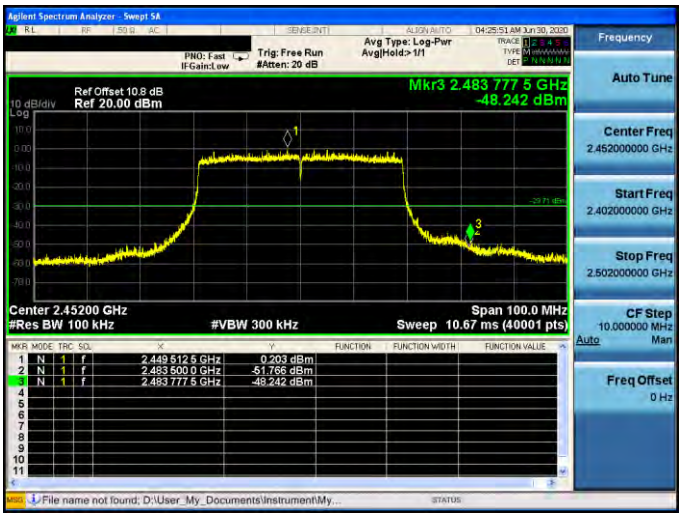

Mode 3: IEEE 802.11g Continuous TX mode_ANT-3	
2412 MHz	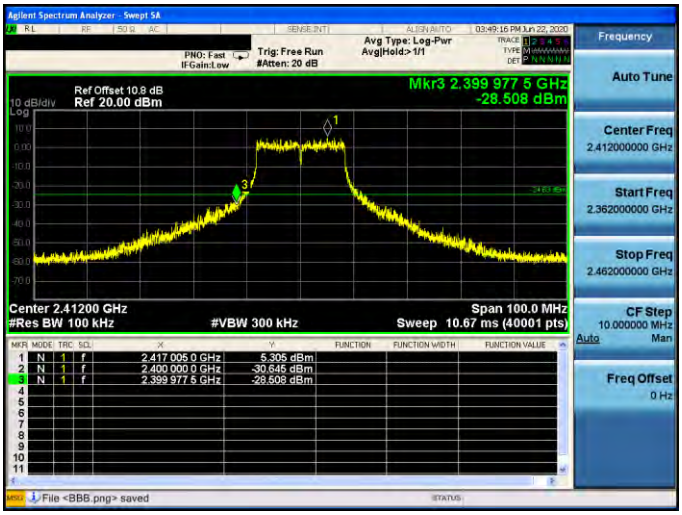
2462 MHz	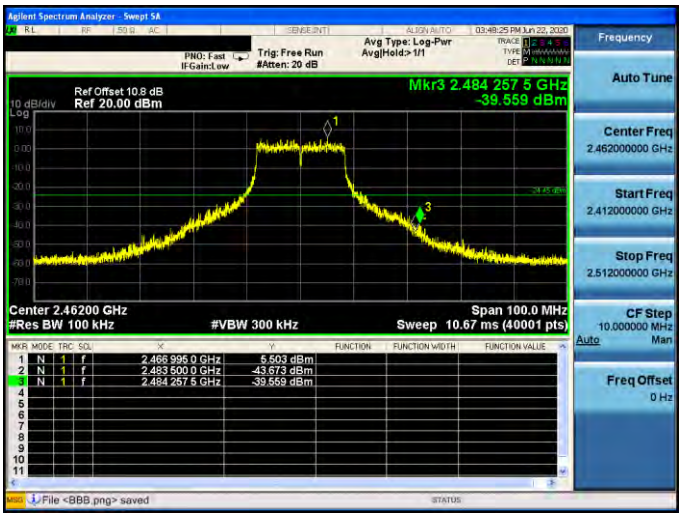

Mode 4: IEEE 802.11n 2.4 GHz 20 MHz Continuous TX mode_ANT-3	
2412 MHz	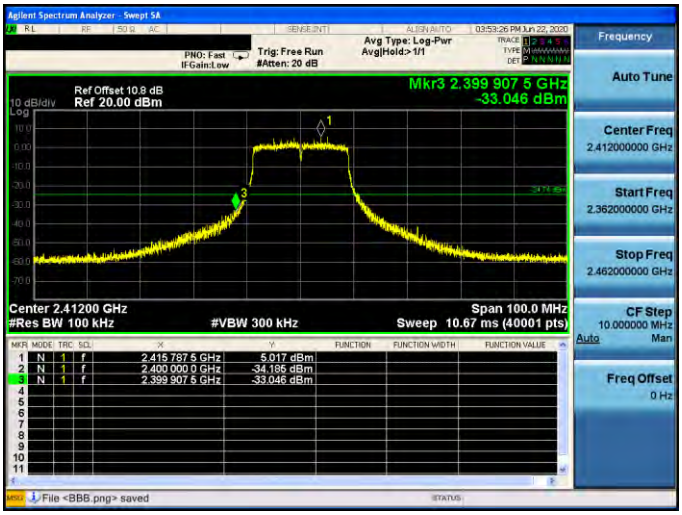
2462 MHz	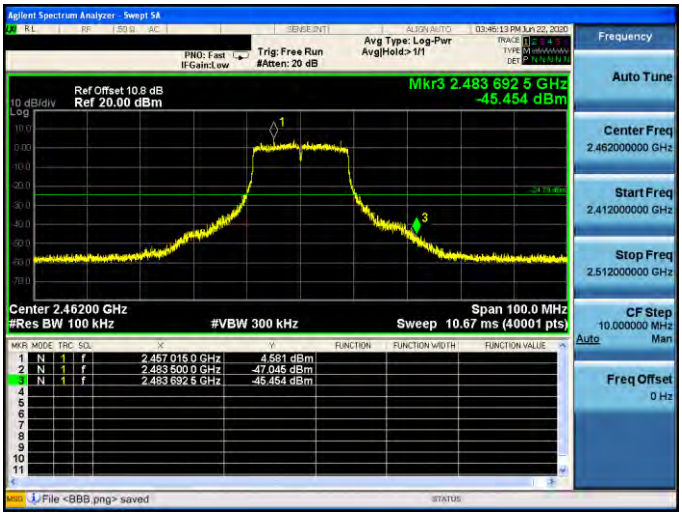

Mode 5: IEEE 802.11n 2.4 GHz 40 MHz Continuous TX mode_ANT-3	
2422 MHz	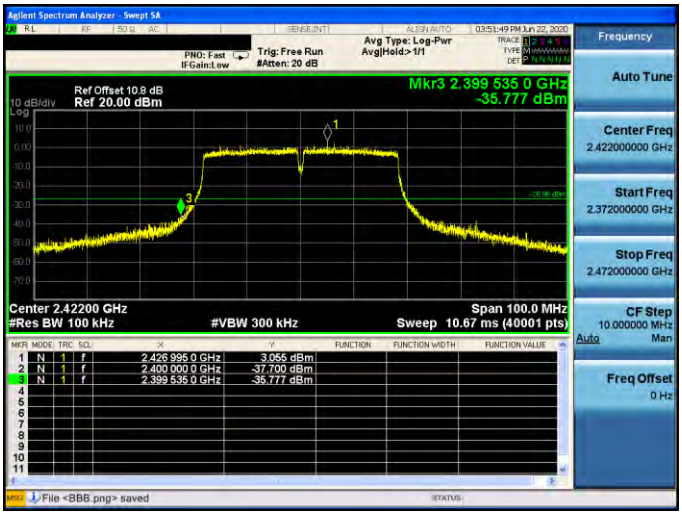
2452 MHz	

Mode 6: IEEE 802.11ax 2.4 GHz 20 MHz Continuous TX mode_ANT-3	
2412 MHz	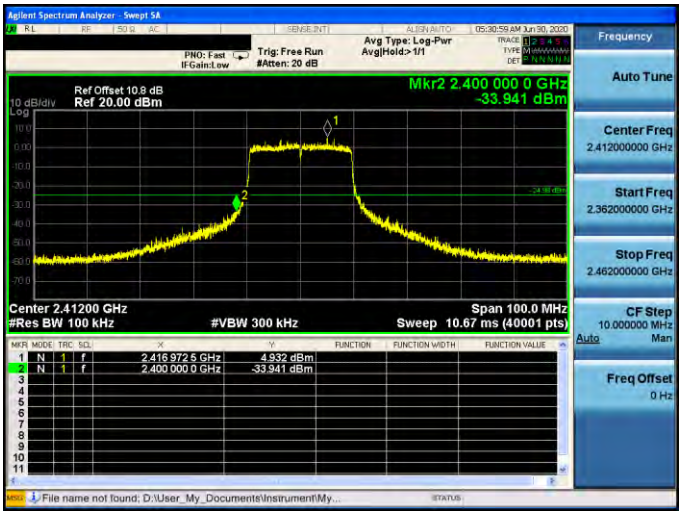
2462 MHz	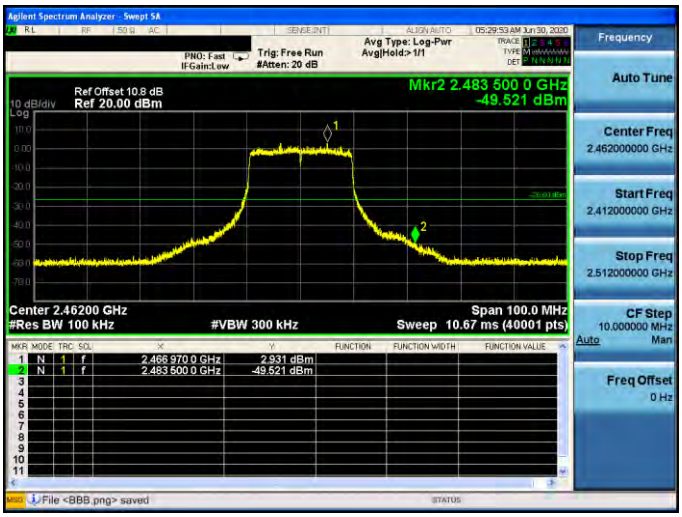

Mode 7: IEEE 802.11ax 2.4 GHz 40 MHz Continuous TX mode_ANT-3	
2422 MHz	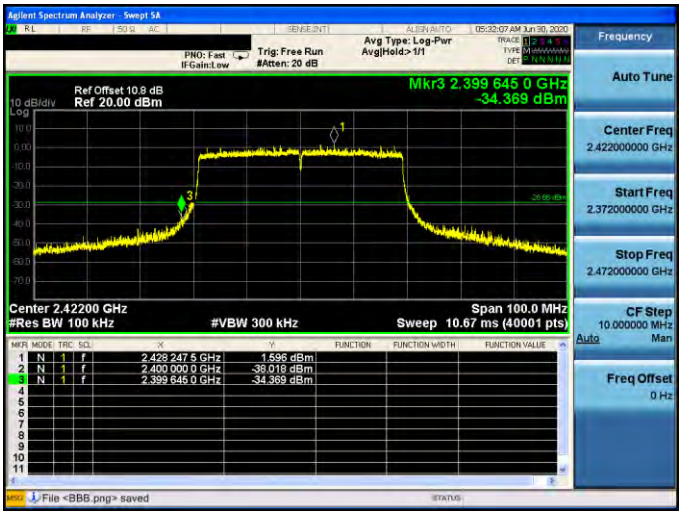
2452 MHz	

Beamforming on

Mode 4: IEEE 802.11n 2.4 GHz 20 MHz Continuous TX mode_ANT-0	
2412 MHz	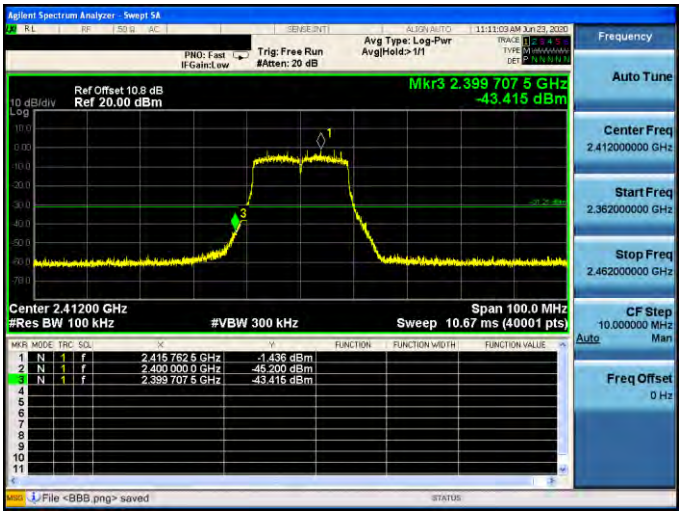
2462 MHz	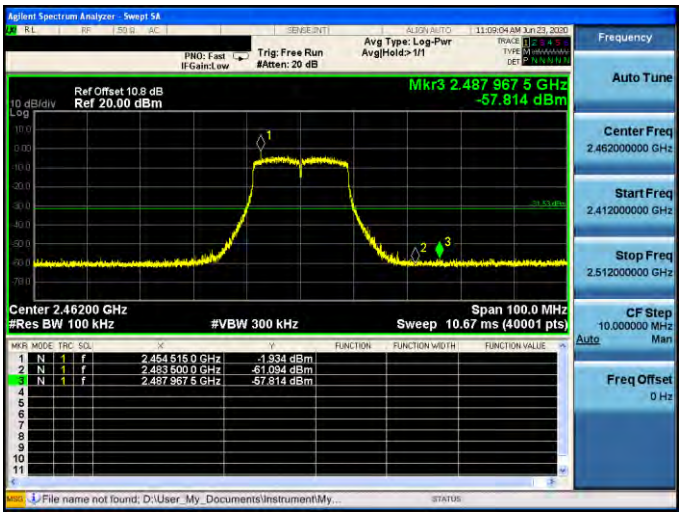

Mode 5: IEEE 802.11n 2.4 GHz 40 MHz Continuous TX mode_ANT-0	
2422 MHz	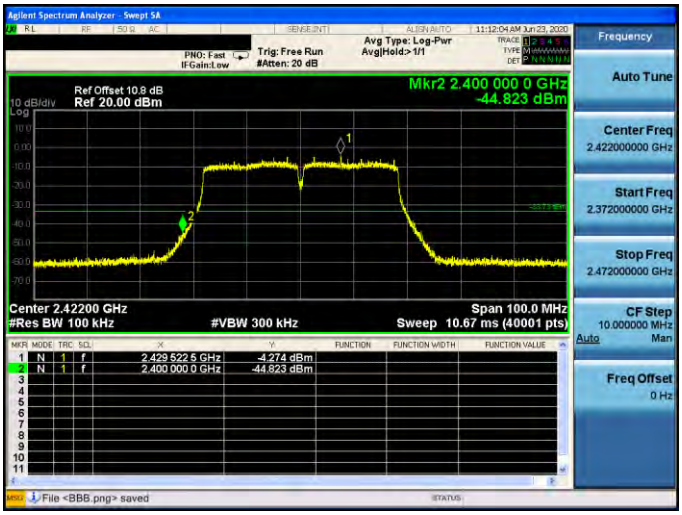
2452 MHz	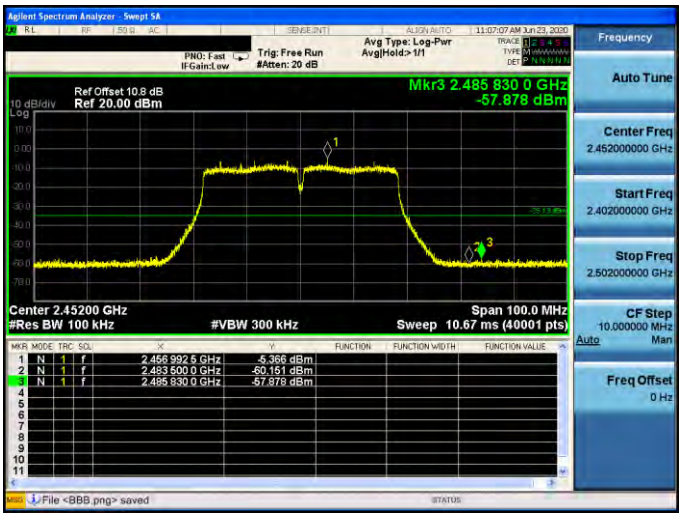

Mode 6: IEEE 802.11ax 2.4 GHz 20 MHz Continuous TX mode_ANT-0	
2412 MHz	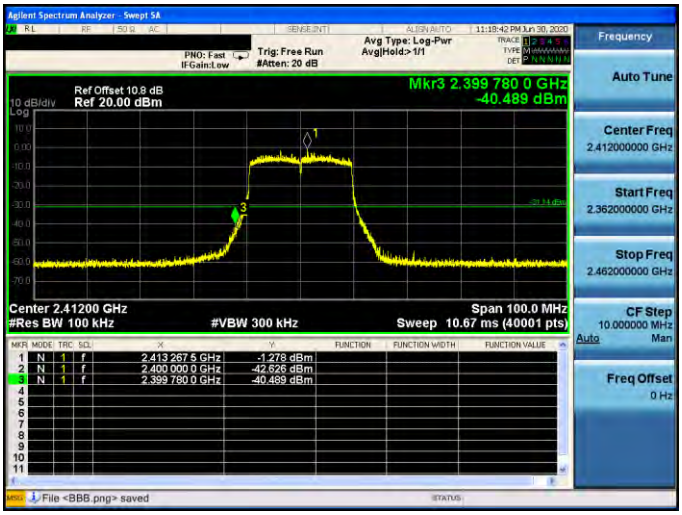
2462 MHz	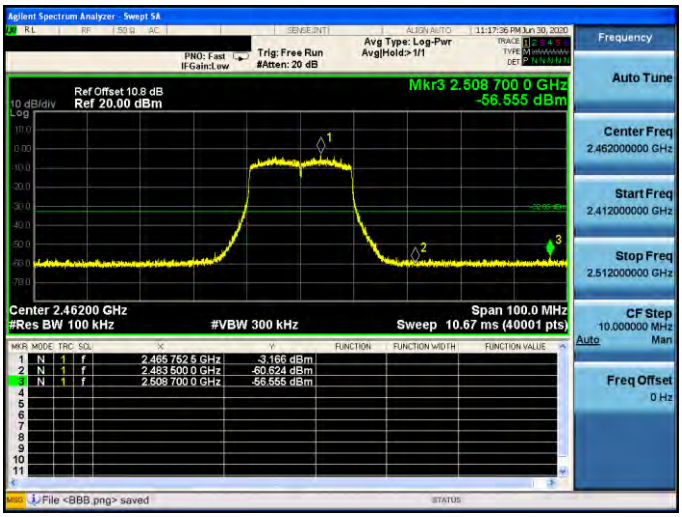

Mode 7: IEEE 802.11ax 2.4 GHz 40 MHz Continuous TX mode_ANT-0	
2422 MHz	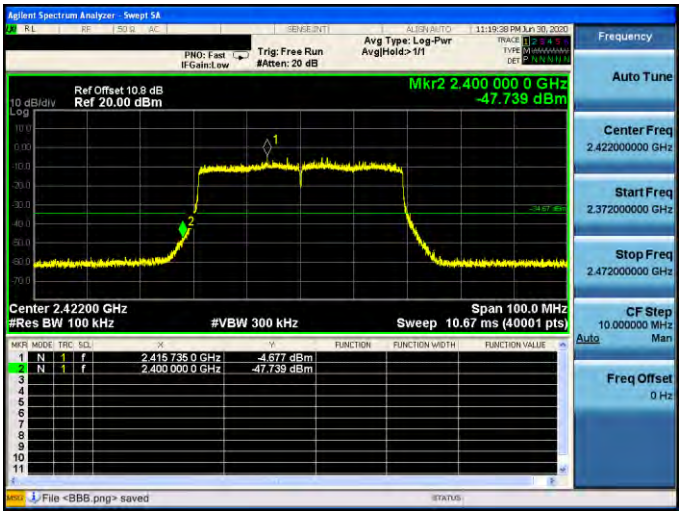
2452 MHz	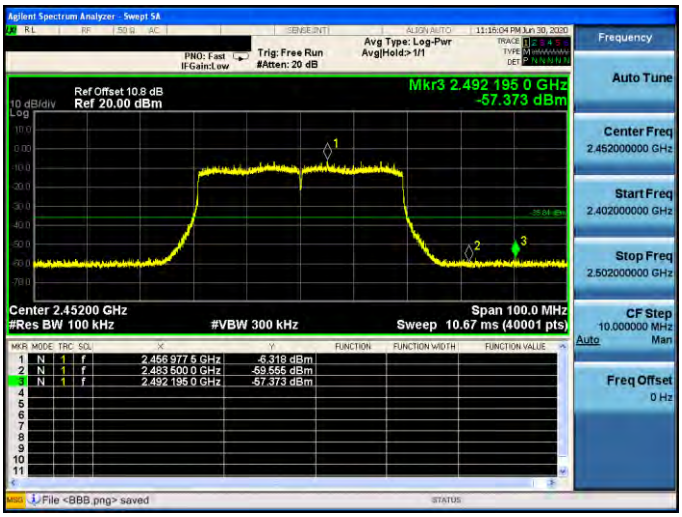

Mode 4: IEEE 802.11n 2.4 GHz 20 MHz Continuous TX mode_ANT-1	
2412 MHz	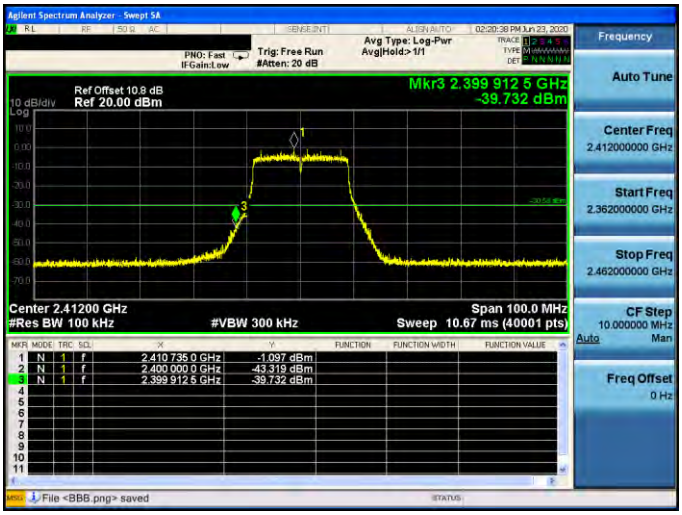
2462 MHz	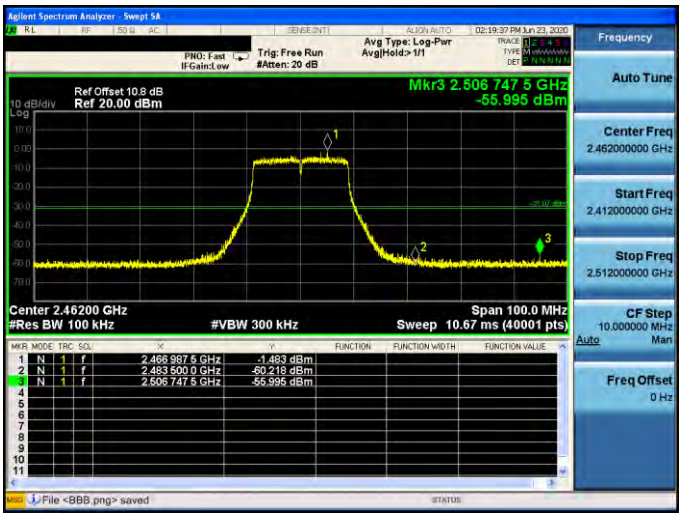

Mode 5: IEEE 802.11n 2.4 GHz 40 MHz Continuous TX mode_ANT-1	
2422 MHz	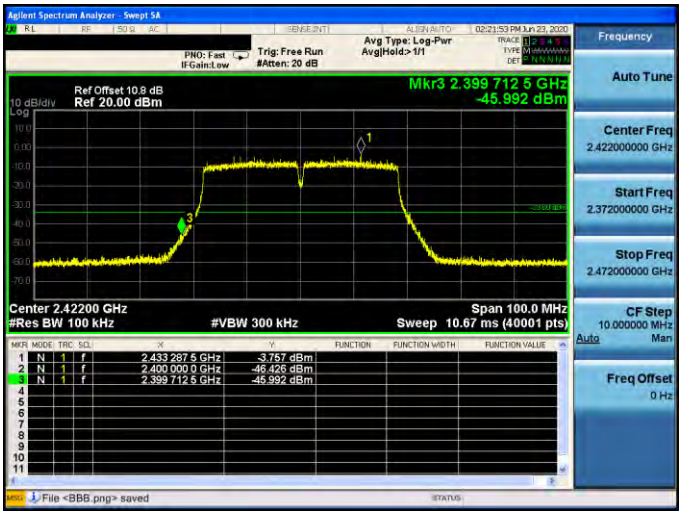
2452 MHz	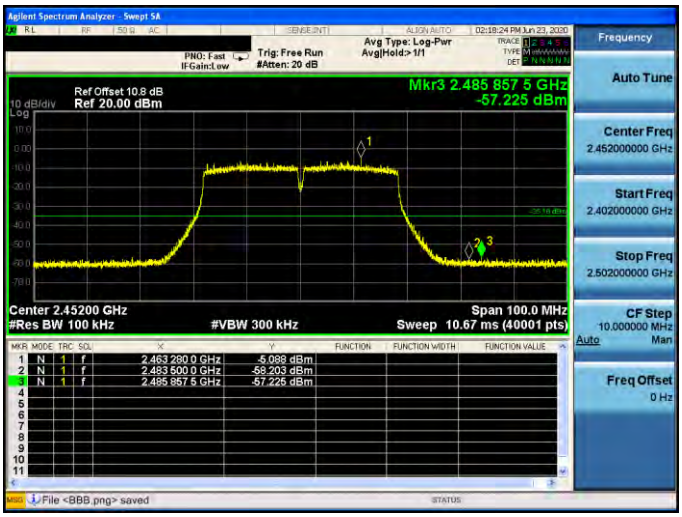

Mode 6: IEEE 802.11ax 2.4 GHz 20 MHz Continuous TX mode_ANT-1	
2412 MHz	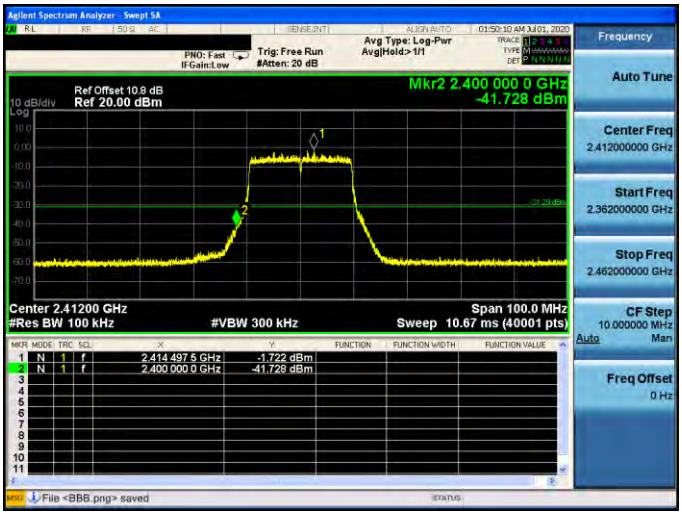
2462 MHz	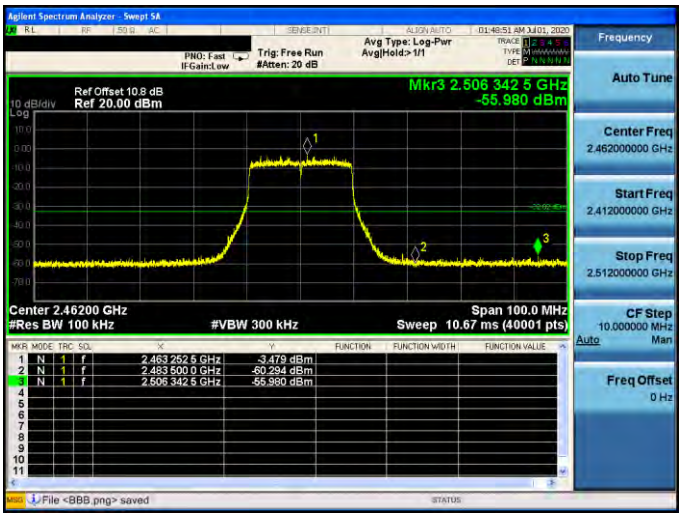

Mode 7: IEEE 802.11ax 2.4 GHz 40 MHz Continuous TX mode_ANT-1	
2422 MHz	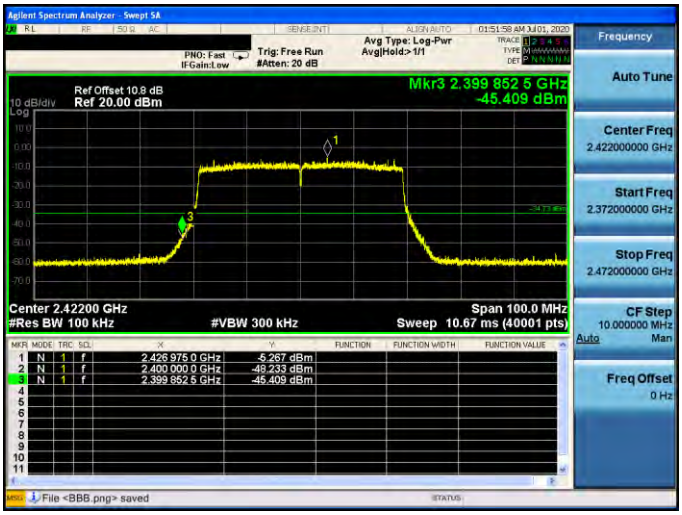
2452 MHz	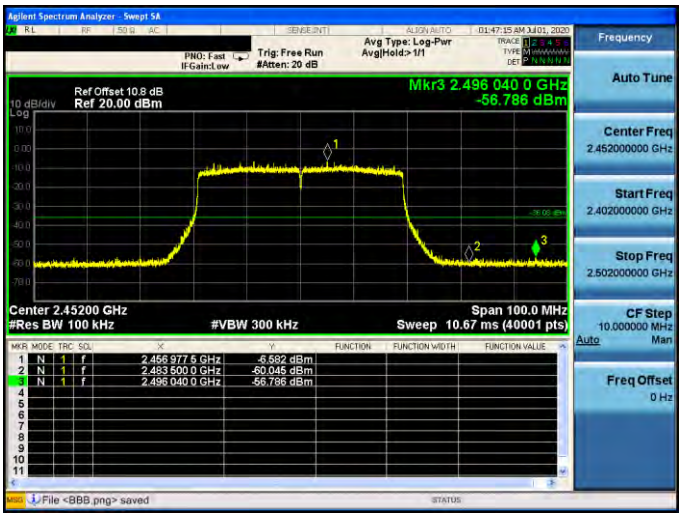

Mode 4: IEEE 802.11n 2.4 GHz 20 MHz Continuous TX mode_ANT-2	
2412 MHz	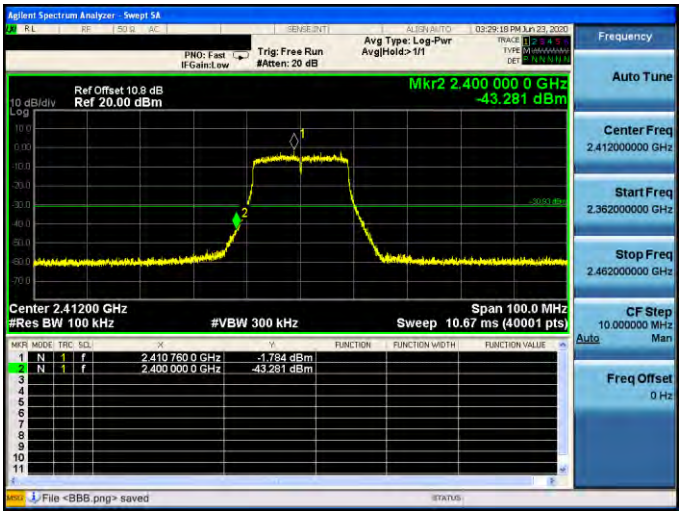
2462 MHz	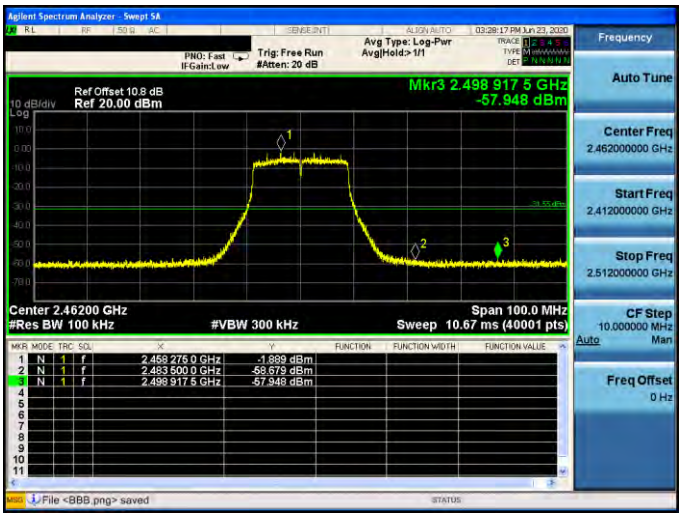

Mode 5: IEEE 802.11n 2.4 GHz 40 MHz Continuous TX mode_ANT-2	
2422 MHz	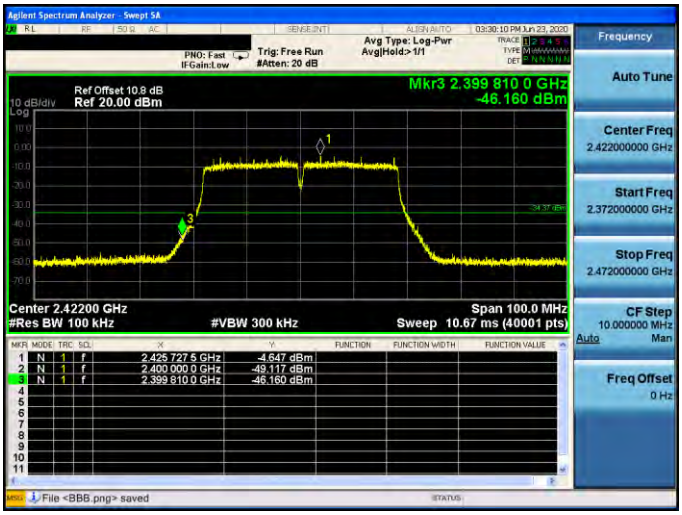
2452 MHz	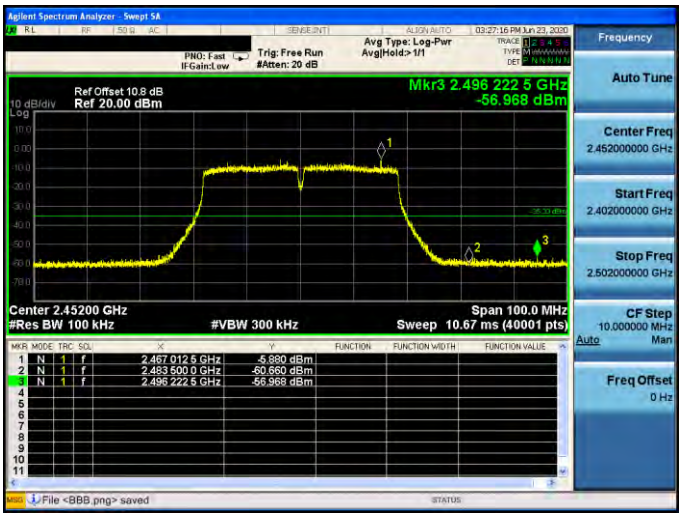

Mode 6: IEEE 802.11ax 2.4 GHz 20 MHz Continuous TX mode_ANT-2	
2412 MHz	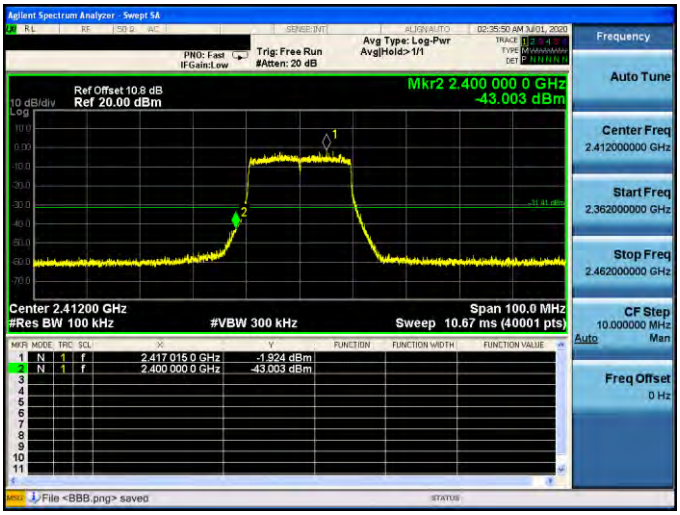
2462 MHz	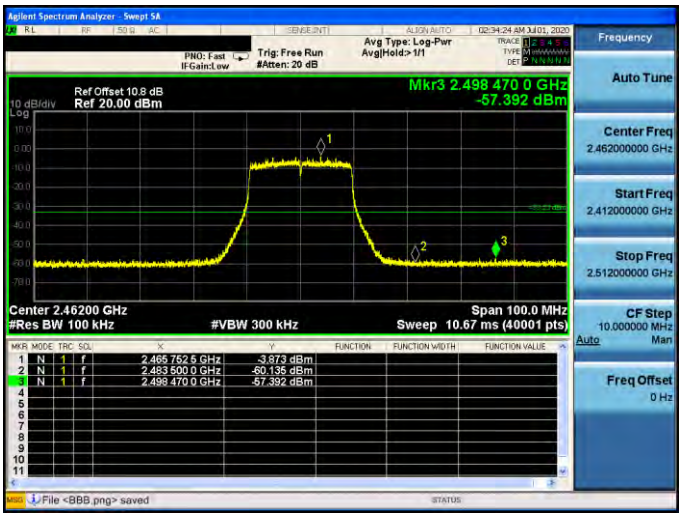

Mode 7: IEEE 802.11ax 2.4 GHz 40 MHz Continuous TX mode_ANT-2	
2422 MHz	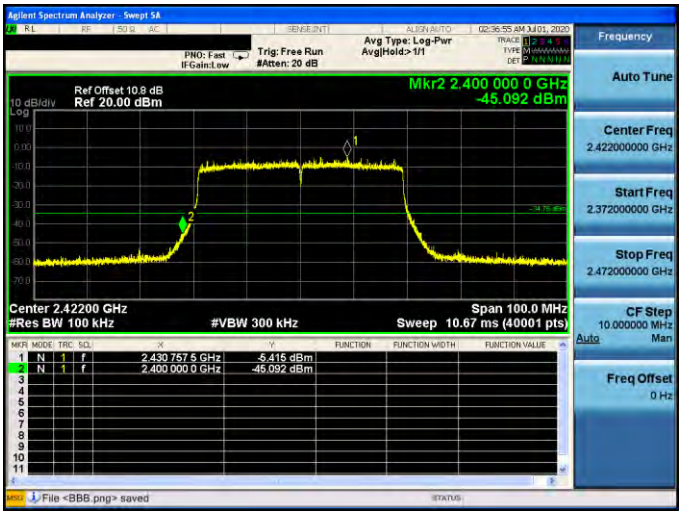
2452 MHz	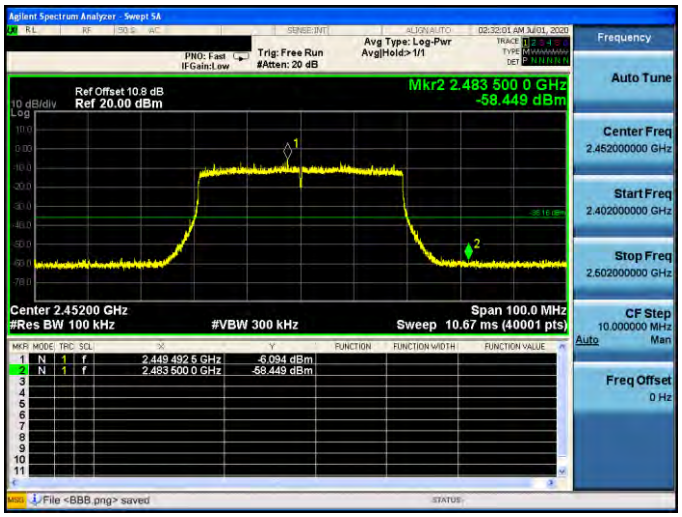

Mode 4: IEEE 802.11n 2.4 GHz 20 MHz Continuous TX mode_ANT-3	
2412 MHz	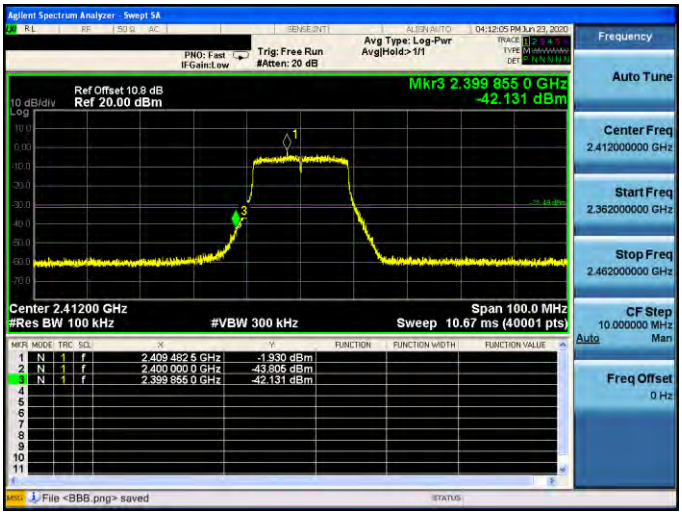
2462 MHz	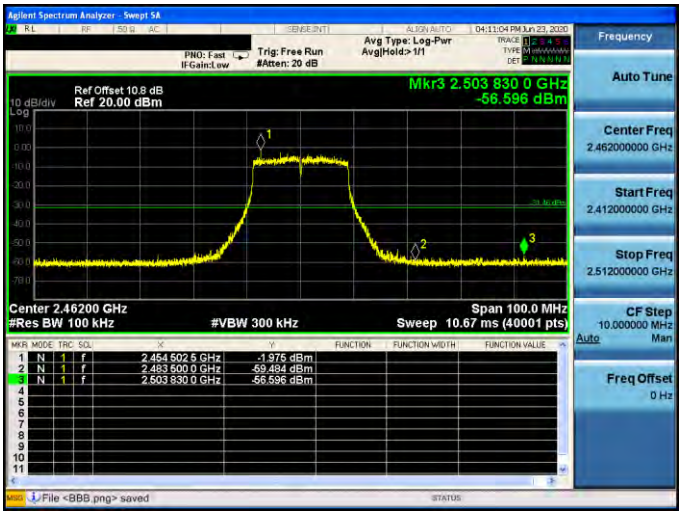

Mode 5: IEEE 802.11n 2.4 GHz 40 MHz Continuous TX mode_ANT-3	
2422 MHz	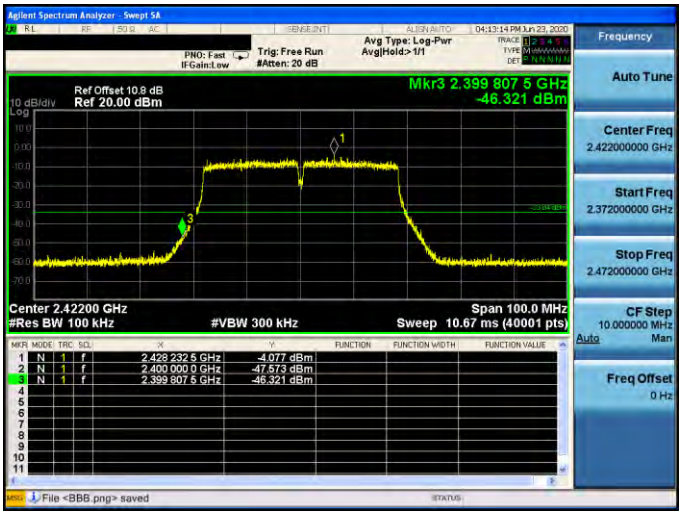
2452 MHz	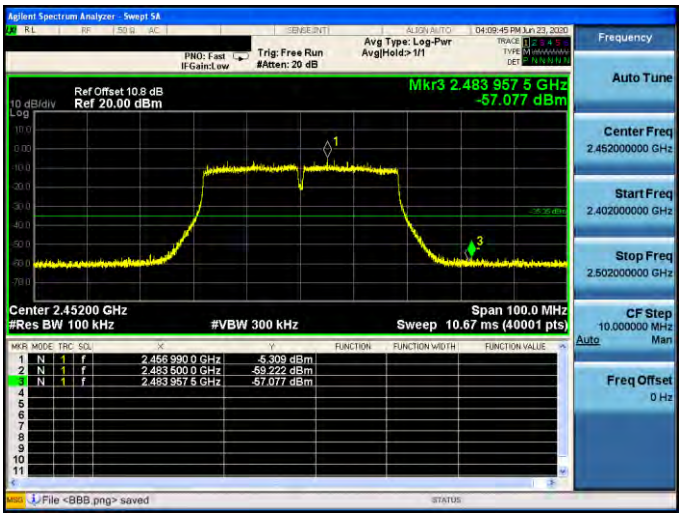

Mode 6: IEEE 802.11ax 2.4 GHz 20 MHz Continuous TX mode_ANT-3	
2412 MHz	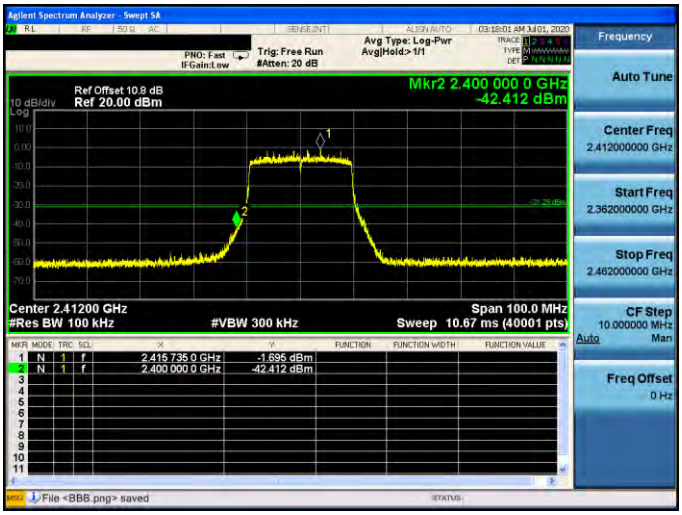
2462 MHz	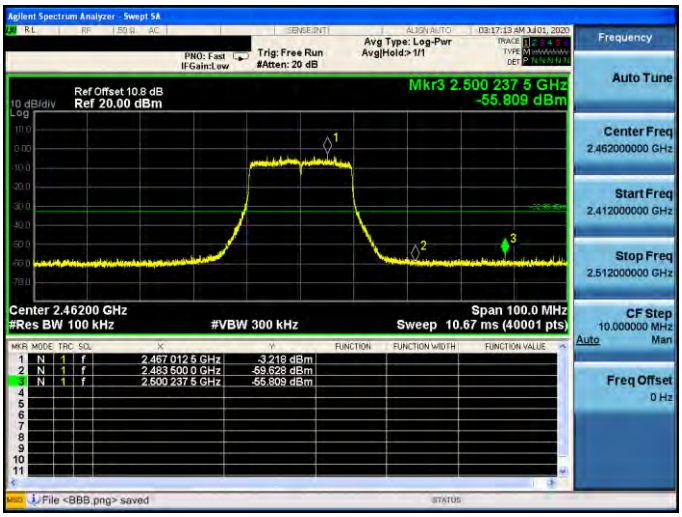

Mode 7: IEEE 802.11ax 2.4 GHz 40 MHz Continuous TX mode_ANT-3	
2422 MHz	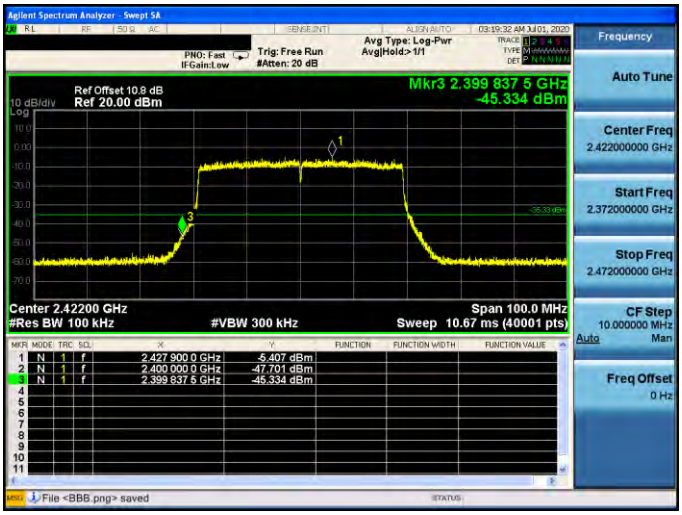
2452 MHz	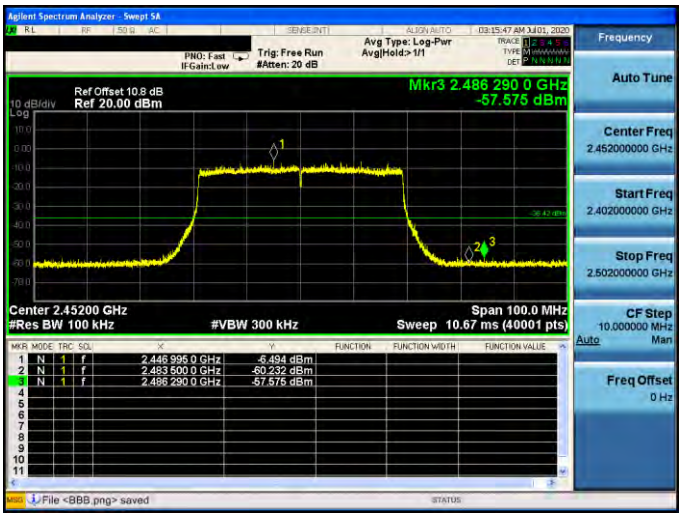

Annex C. Radiated Emission Measurement

Below 1 GHz

Standard:	FCC Part 15.247	Test Distance:	3m
Frequency:	2437 MHz		
Mode:	Mode 3		
Ant.Polar.:	Horizontal		

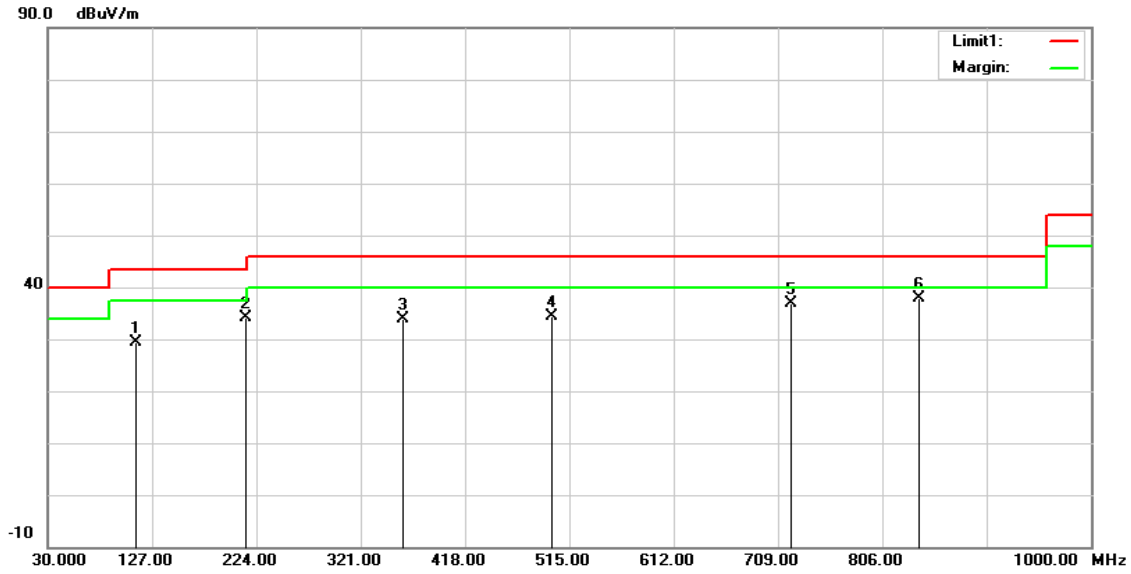

No.	Frequency (MHz)	Reading (dBuV)	Correct Factor (dB/m)	Result (dBuV/m)	Limit (dBuV/m)	Margin (dB)	Remark
1	112.4500	38.52	-9.04	29.48	43.50	-14.02	QP
2	214.3000	41.52	-7.44	34.08	43.50	-9.42	QP
3	360.7700	36.87	-3.11	33.76	46.00	-12.24	QP
4	498.5100	34.55	-0.15	34.40	46.00	-11.60	QP
5	720.6400	32.31	4.46	36.77	46.00	-9.23	QP
6	839.9500	31.52	6.48	38.00	46.00	-8.00	QP

Note:1.Result (dBuV/m) = Correct Factor (dB/m) + Reading(dBuV).

Example: 29.48=-9.04+38.52.

2.Correction factor (dB/m) = Antenna Factor (dB/m) + Cable loss (dB) – Pre-Amplifier gain (dB).

3.When the peak results are less than average limit, so not need to evaluate the average.

Standard:	FCC Part 15.247	Test Distance:	3m
Frequency:	2437 MHz		
Mode:	Mode 3		
Ant.Polar.:	Vertical		

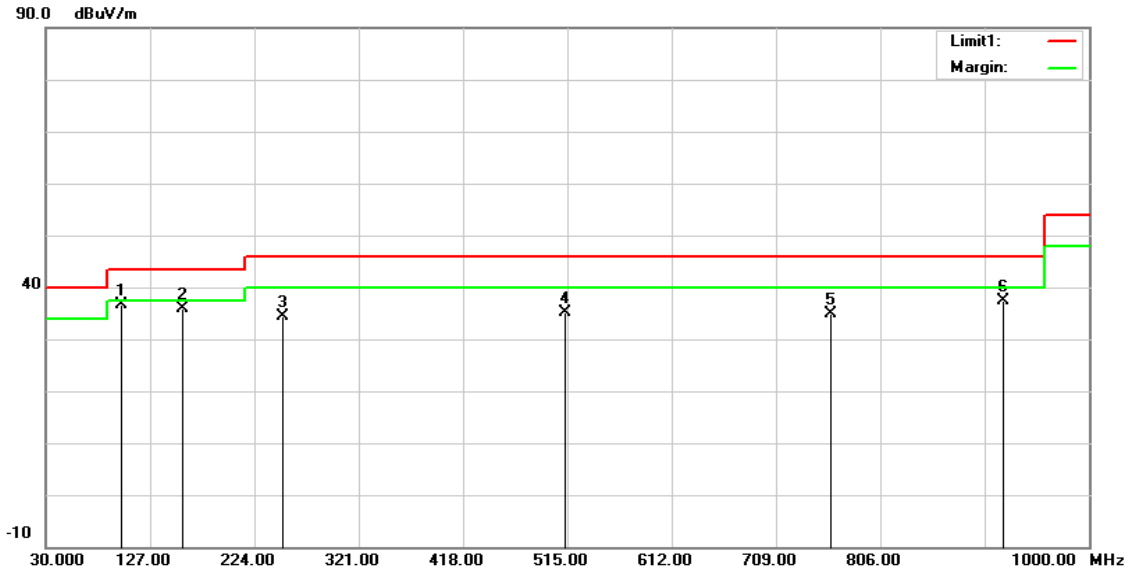

No.	Frequency (MHz)	Reading (dBuV)	Correct Factor (dB/m)	Result (dBuV/m)	Limit (dBuV/m)	Margin (dB)	Remark
1	100.8100	47.23	-10.67	36.56	43.50	-6.94	QP
2	157.0700	41.28	-5.51	35.77	43.50	-7.73	QP
3	250.1900	40.49	-6.00	34.49	46.00	-11.51	QP
4	513.0600	34.92	0.17	35.09	46.00	-10.91	QP
5	760.4100	29.56	5.33	34.89	46.00	-11.11	QP
6	920.4600	29.08	8.19	37.27	46.00	-8.73	QP

Note:1.Result (dBuV/m) = Correct Factor (dB/m) + Reading(dBuV).

Example: 36.56=-10.67+47.23.

2.Correction factor (dB/m) = Antenna Factor (dB/m) + Cable loss (dB) – Pre-Amplifier gain (dB).

3.When the peak results are less than average limit, so not need to evaluate the average.

Harmonic

Above 1 GHz

Standard:	FCC Part 15.247	Test Distance:	3m
Frequency:	2412 MHz		
Mode:	Mode 2		
Ant.Polar.:	Horizontal		

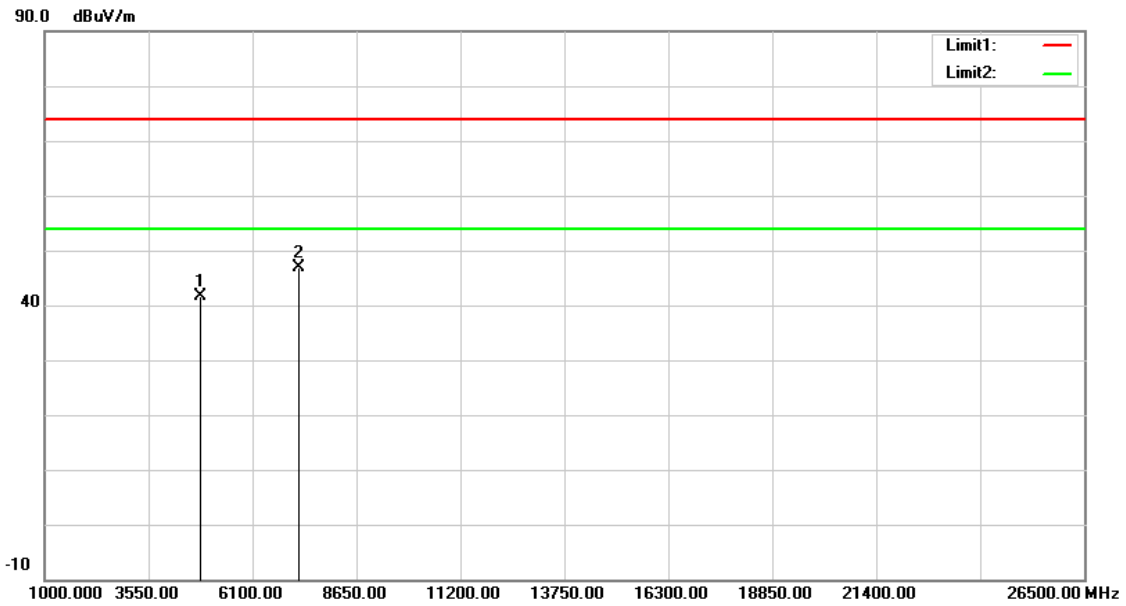

No.	Frequency (MHz)	Reading (dBuV)	Correct Factor (dB/m)	Result (dBuV/m)	Limit (dBuV/m)	Margin (dB)	Remark
1	4824.000	35.61	5.97	41.58	74.00	-32.42	peak
2	7236.000	34.44	12.48	46.92	74.00	-27.08	peak

Note:1.Result (dBuV/m) = Correct Factor (dB/m) + Reading(dBuV).

Example: 41.58=5.97+35.61.

2.Correction factor (dB/m) = Antenna Factor (dB/m) + Cable loss (dB) – Pre-Amplifier gain (dB).

3.When the peak results are less than average limit, so not need to evaluate the average.

Standard:	FCC Part 15.247	Test Distance:	3m
Frequency:	2412 MHz		
Mode:	Mode 2		
Ant.Polar.:	Vertical		

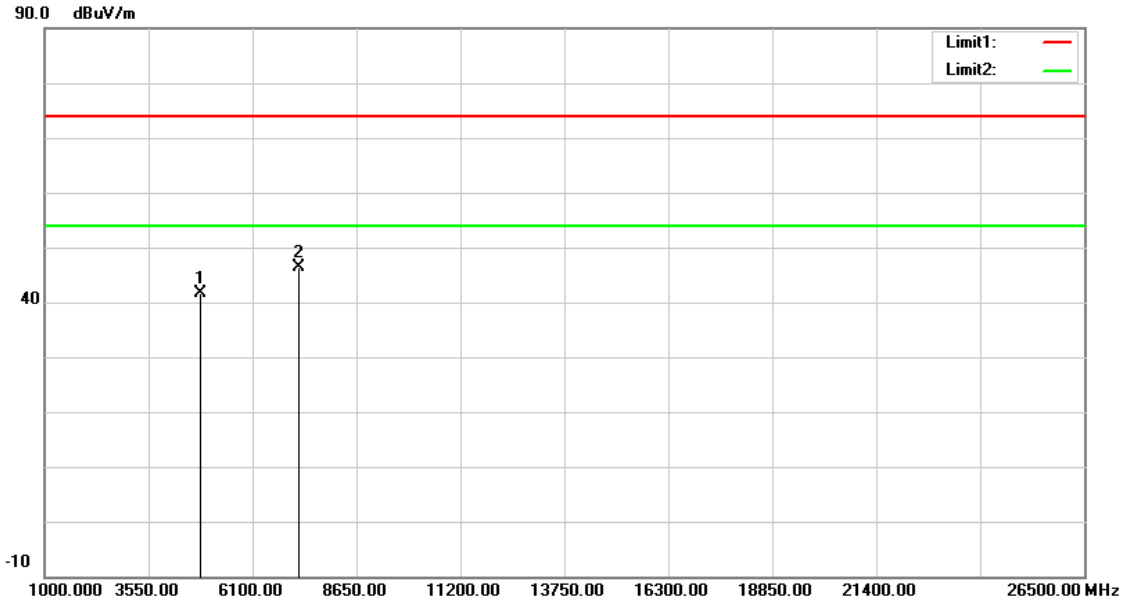

No.	Frequency (MHz)	Reading (dBuV)	Correct Factor (dB/m)	Result (dBuV/m)	Limit (dBuV/m)	Margin (dB)	Remark
1	4824.000	35.63	5.97	41.60	74.00	-32.40	peak
2	7236.000	33.86	12.48	46.34	74.00	-27.66	peak

Note:1.Result (dBuV/m) = Correct Factor (dB/m) + Reading(dBuV).

Example: 41.60=5.97+35.63.

2.Correction factor (dB/m) = Antenna Factor (dB/m) + Cable loss (dB) – Pre-Amplifier gain (dB).

3.When the peak results are less than average limit, so not need to evaluate the average.

Standard:	FCC Part 15.247	Test Distance:	3m
Frequency:	2437 MHz		
Mode:	Mode 2		
Ant.Polar.:	Horizontal		

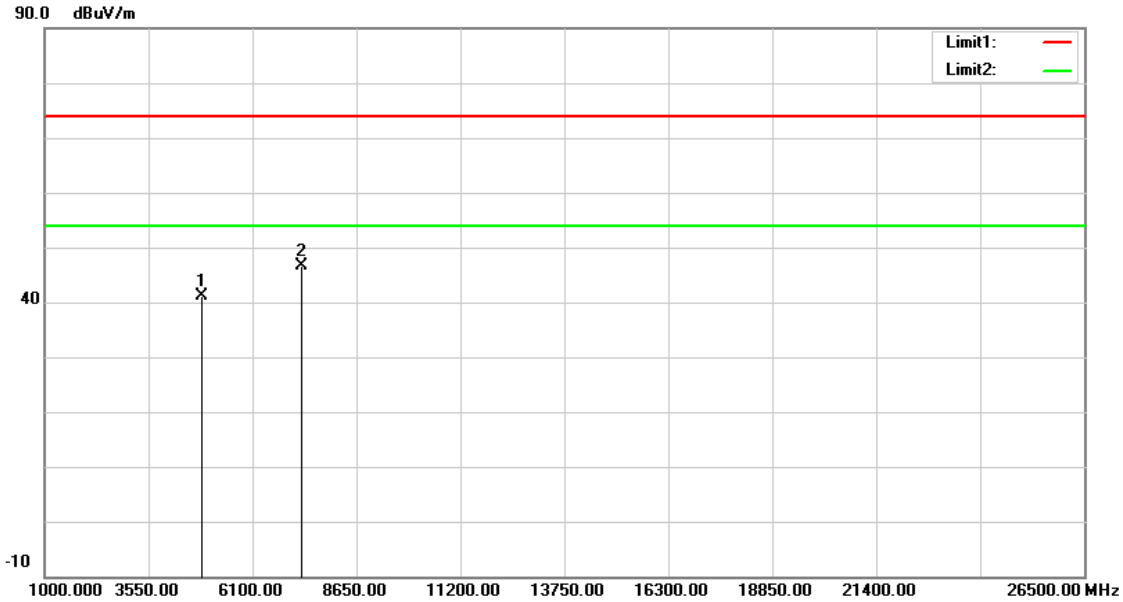

No.	Frequency (MHz)	Reading (dBuV)	Correct Factor (dB/m)	Result (dBuV/m)	Limit (dBuV/m)	Margin (dB)	Remark
1	4874.000	35.00	6.12	41.12	74.00	-32.88	peak
2	7311.000	33.81	12.73	46.54	74.00	-27.46	peak

Note:1.Result (dBuV/m) = Correct Factor (dB/m) + Reading(dBuV).

2.Correction factor (dB/m) = Antenna Factor (dB/m) + Cable loss (dB) – Pre-Amplifier gain (dB).

3.When the peak results are less than average limit, so not need to evaluate the average.

Standard:	FCC Part 15.247	Test Distance:	3m
Frequency:	2437 MHz		
Mode:	Mode 2		
Ant.Polar.:	Vertical		

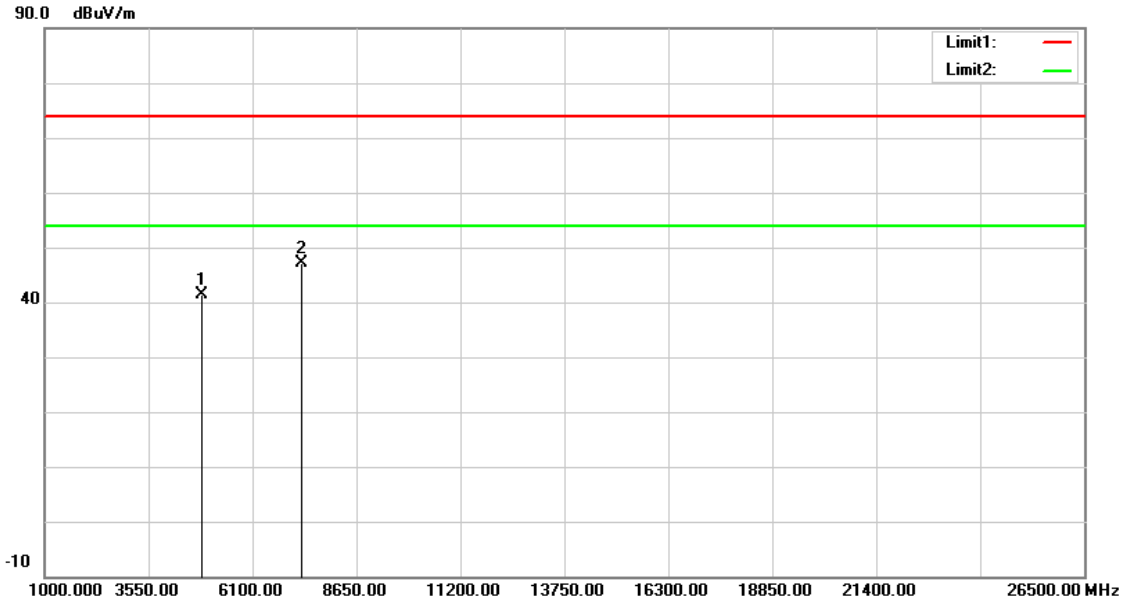

No.	Frequency (MHz)	Reading (dBuV)	Correct Factor (dB/m)	Result (dBuV/m)	Limit (dBuV/m)	Margin (dB)	Remark
1	4874.000	35.22	6.12	41.34	74.00	-32.66	peak
2	7311.000	34.40	12.73	47.13	74.00	-26.87	peak

Note:1.Result (dBuV/m) = Correct Factor (dB/m) + Reading(dBuV).

2.Correction factor (dB/m) = Antenna Factor (dB/m) + Cable loss (dB) – Pre-Amplifier gain (dB).

3.When the peak results are less than average limit, so not need to evaluate the average.

Standard:	FCC Part 15.247	Test Distance:	3m
Frequency:	2462 MHz		
Mode:	Mode 2		
Ant.Polar.:	Horizontal		

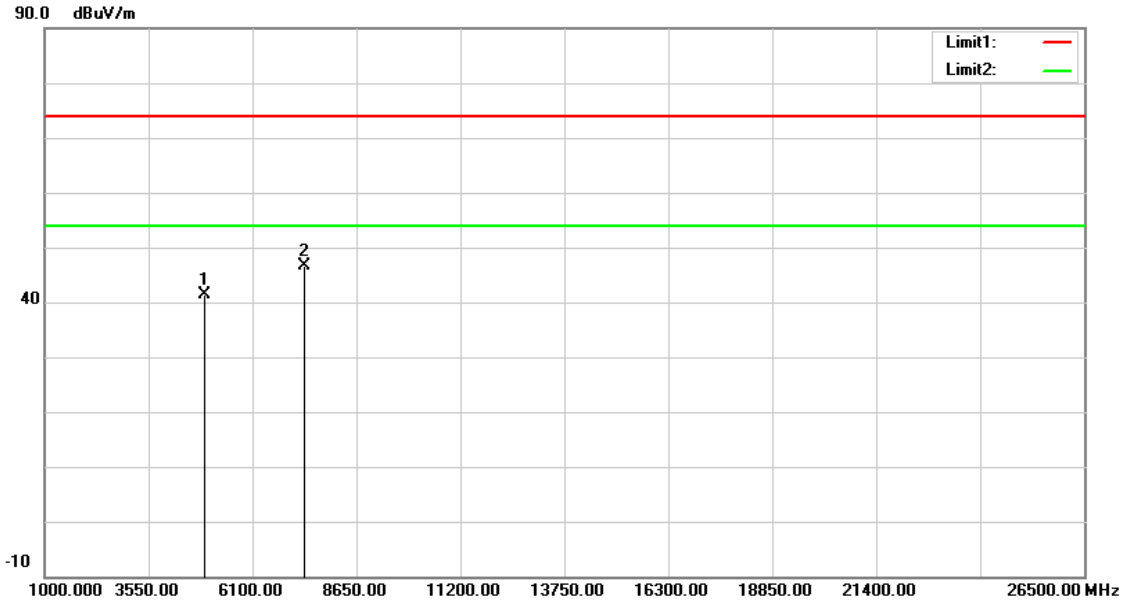

No.	Frequency (MHz)	Reading (dBuV)	Correct Factor (dB/m)	Result (dBuV/m)	Limit (dBuV/m)	Margin (dB)	Remark
1	4924.000	35.20	6.28	41.48	74.00	-32.52	peak
2	7386.000	33.60	12.99	46.59	74.00	-27.41	peak

Note:1.Result (dBuV/m) = Correct Factor (dB/m) + Reading(dBuV).

2.Correction factor (dB/m) = Antenna Factor (dB/m) + Cable loss (dB) – Pre-Amplifier gain (dB).

3.When the peak results are less than average limit, so not need to evaluate the average.

Standard:	FCC Part 15.247	Test Distance:	3m
Frequency:	2462 MHz		
Mode:	Mode 2		
Ant.Polar.:	Vertical		

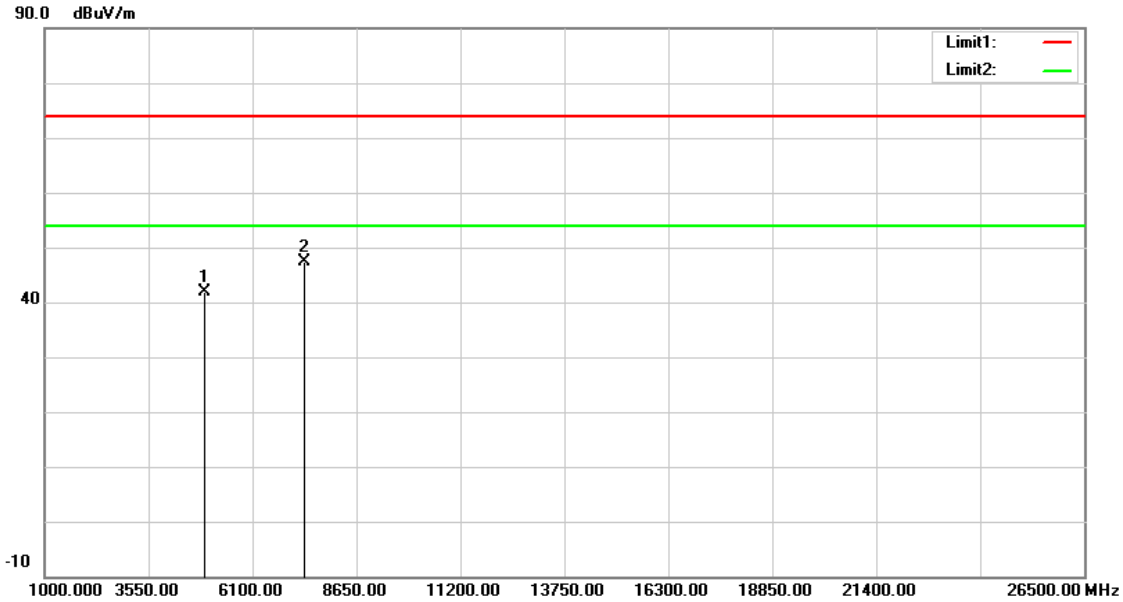

No.	Frequency (MHz)	Reading (dBuV)	Correct Factor (dB/m)	Result (dBuV/m)	Limit (dBuV/m)	Margin (dB)	Remark
1	4924.000	35.52	6.28	41.80	74.00	-32.20	peak
2	7386.000	34.50	12.99	47.49	74.00	-26.51	peak

Note:1.Result (dBuV/m) = Correct Factor (dB/m) + Reading(dBuV).

2.Correction factor (dB/m) = Antenna Factor (dB/m) + Cable loss (dB) – Pre-Amplifier gain (dB).

3.When the peak results are less than average limit, so not need to evaluate the average.

Standard:	FCC Part 15.247	Test Distance:	3m
Frequency:	2412 MHz		
Mode:	Mode 3		
Ant.Polar.:	Horizontal		

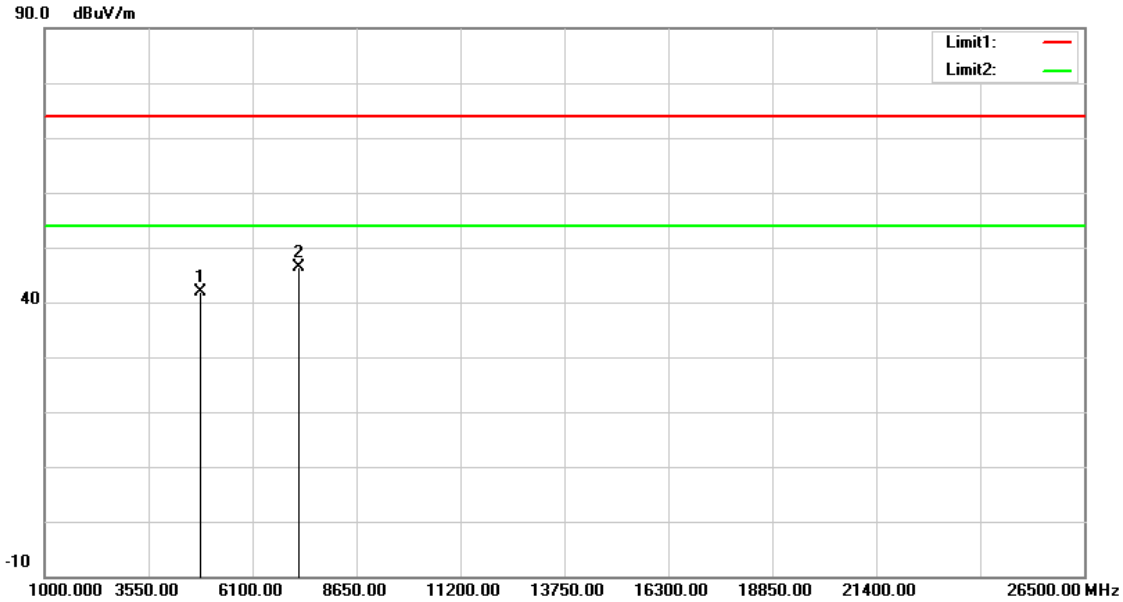

No.	Frequency (MHz)	Reading (dBuV)	Correct Factor (dB/m)	Result (dBuV/m)	Limit (dBuV/m)	Margin (dB)	Remark
1	4824.000	35.95	5.97	41.92	74.00	-32.08	peak
2	7236.000	33.94	12.48	46.42	74.00	-27.58	peak

Note:1.Result (dBuV/m) = Correct Factor (dB/m) + Reading(dBuV).

2.Correction factor (dB/m) = Antenna Factor (dB/m) + Cable loss (dB) – Pre-Amplifier gain (dB).

3.When the peak results are less than average limit, so not need to evaluate the average.

Standard:	FCC Part 15.247	Test Distance:	3m
Frequency:	2412 MHz		
Mode:	Mode 3		
Ant.Polar.:	Vertical		

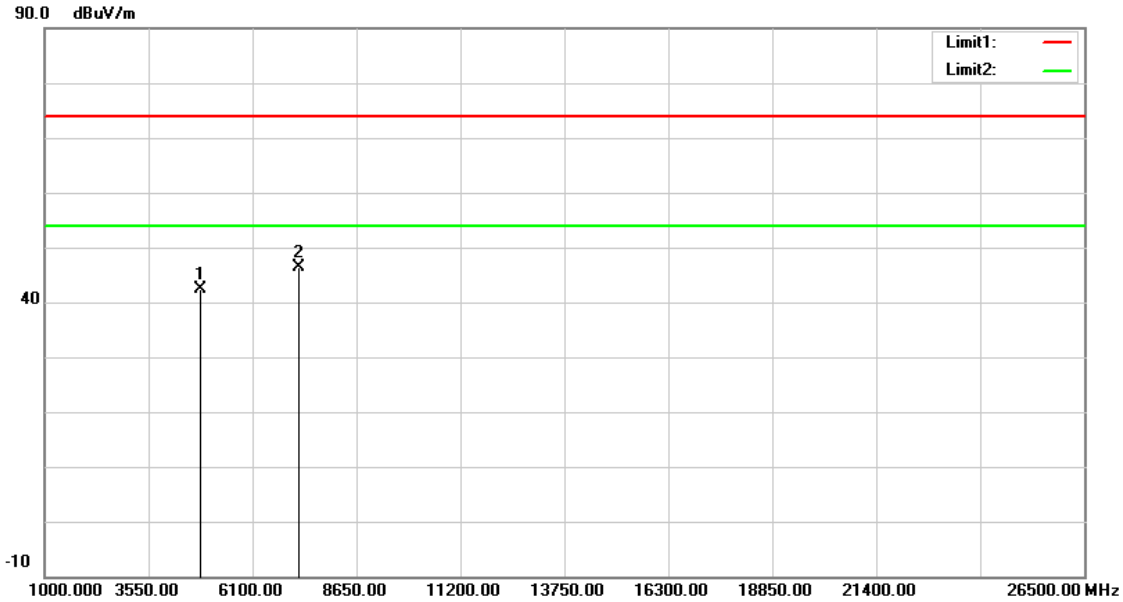

No.	Frequency (MHz)	Reading (dBuV)	Correct Factor (dB/m)	Result (dBuV/m)	Limit (dBuV/m)	Margin (dB)	Remark
1	4824.000	36.47	5.97	42.44	74.00	-31.56	peak
2	7236.000	33.87	12.48	46.35	74.00	-27.65	peak

Note:1.Result (dBuV/m) = Correct Factor (dB/m) + Reading(dBuV).

2.Correction factor (dB/m) = Antenna Factor (dB/m) + Cable loss (dB) – Pre-Amplifier gain (dB).

3.When the peak results are less than average limit, so not need to evaluate the average.

Standard:	FCC Part 15.247	Test Distance:	3m
Frequency:	2437 MHz		
Mode:	Mode 3		
Ant.Polar.:	Horizontal		

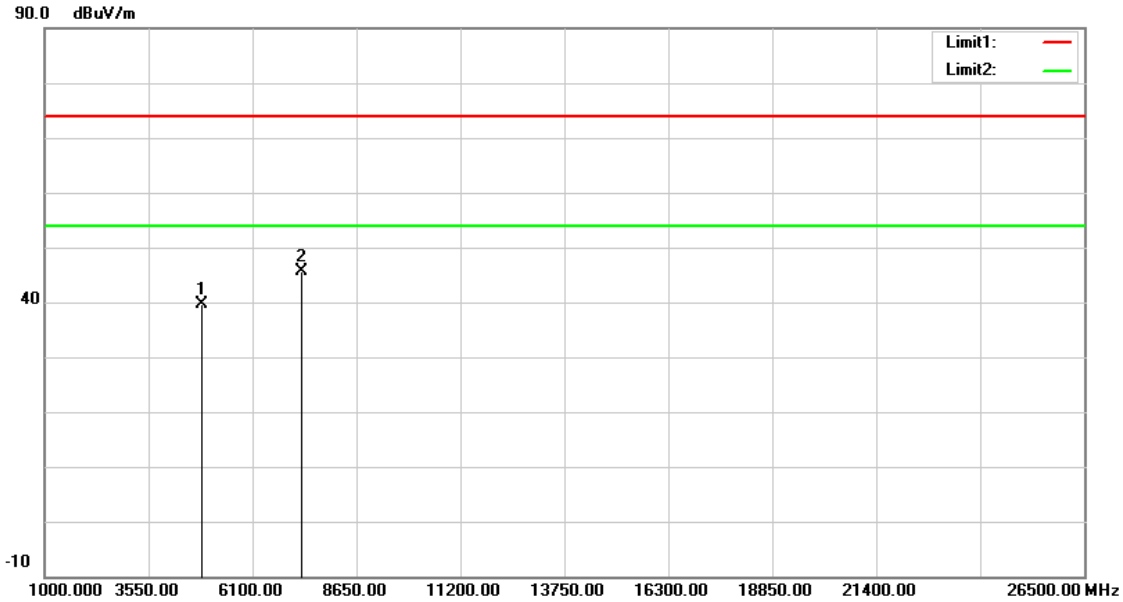

No.	Frequency (MHz)	Reading (dBuV)	Correct Factor (dB/m)	Result (dBuV/m)	Limit (dBuV/m)	Margin (dB)	Remark
1	4874.000	33.47	6.12	39.59	74.00	-34.41	peak
2	7311.000	32.85	12.73	45.58	74.00	-28.42	peak

Note:1.Result (dBuV/m) = Correct Factor (dB/m) + Reading(dBuV).

2.Correction factor (dB/m) = Antenna Factor (dB/m) + Cable loss (dB) – Pre-Amplifier gain (dB).

3.When the peak results are less than average limit, so not need to evaluate the average.

Standard:	FCC Part 15.247	Test Distance:	3m
Frequency:	2437 MHz		
Mode:	Mode 3		
Ant.Polar.:	Vertical		

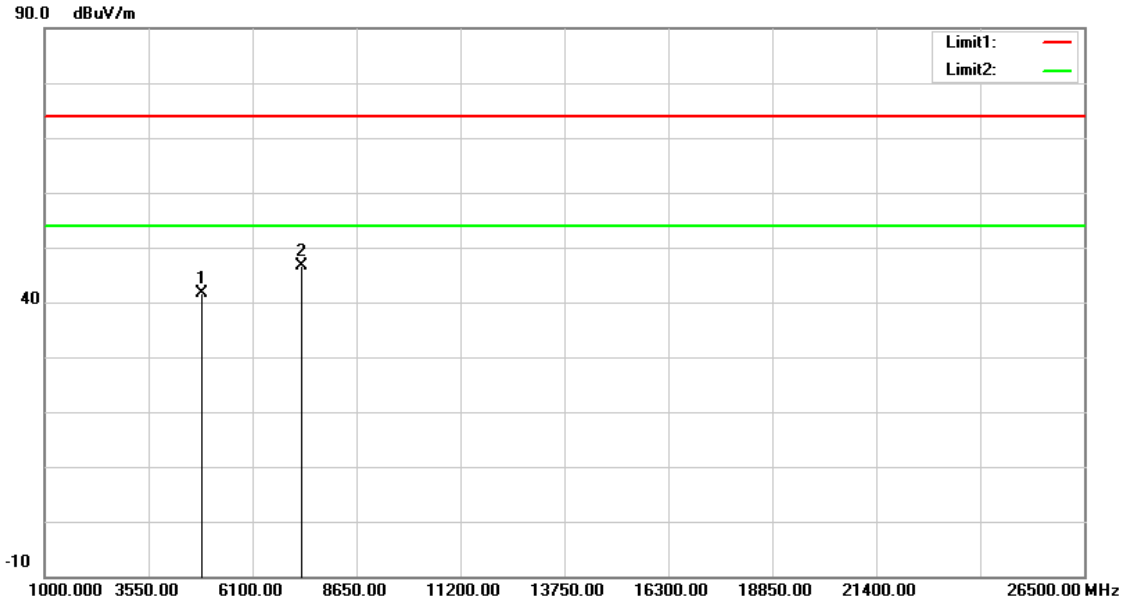

No.	Frequency (MHz)	Reading (dBuV)	Correct Factor (dB/m)	Result (dBuV/m)	Limit (dBuV/m)	Margin (dB)	Remark
1	4874.000	35.45	6.12	41.57	74.00	-32.43	peak
2	7311.000	33.93	12.73	46.66	74.00	-27.34	peak

Note:1.Result (dBuV/m) = Correct Factor (dB/m) + Reading(dBuV).

2.Correction factor (dB/m) = Antenna Factor (dB/m) + Cable loss (dB) – Pre-Amplifier gain (dB).

3.When the peak results are less than average limit, so not need to evaluate the average.

Standard:	FCC Part 15.247	Test Distance:	3m
Frequency:	2462 MHz		
Mode:	Mode 3		
Ant.Polar.:	Horizontal		

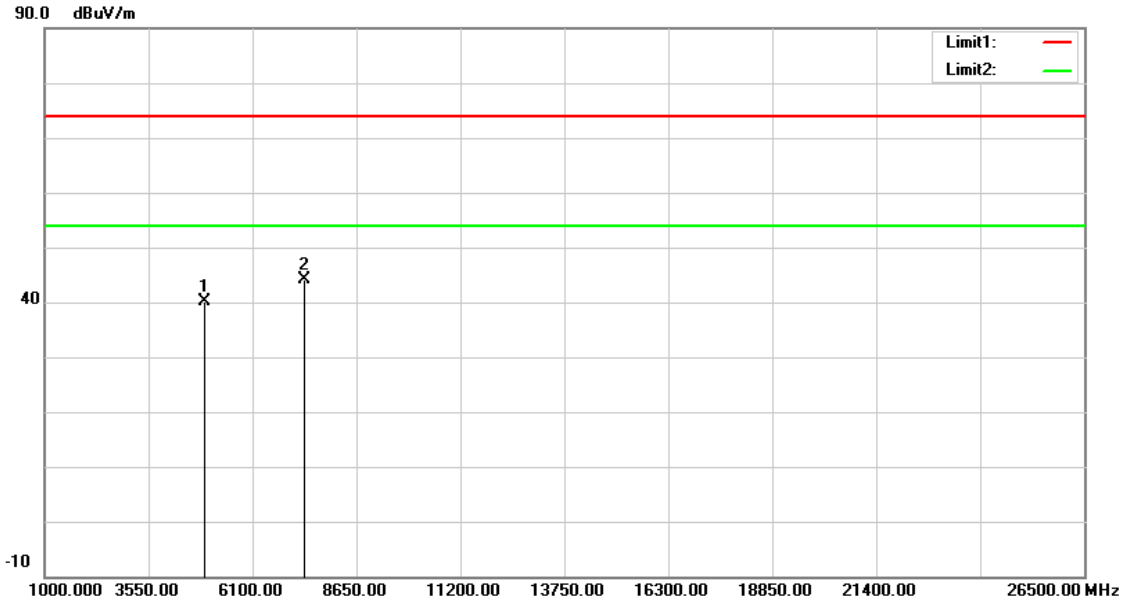

No.	Frequency (MHz)	Reading (dBuV)	Correct Factor (dB/m)	Result (dBuV/m)	Limit (dBuV/m)	Margin (dB)	Remark
1	4924.000	33.90	6.28	40.18	74.00	-33.82	peak
2	7386.000	31.14	12.99	44.13	74.00	-29.87	peak

Note:1.Result (dBuV/m) = Correct Factor (dB/m) + Reading(dBuV).

2.Correction factor (dB/m) = Antenna Factor (dB/m) + Cable loss (dB) – Pre-Amplifier gain (dB).

3.When the peak results are less than average limit, so not need to evaluate the average.

Standard:	FCC Part 15.247	Test Distance:	3m
Frequency:	2462 MHz		
Mode:	Mode 3		
Ant.Polar.:	Vertical		

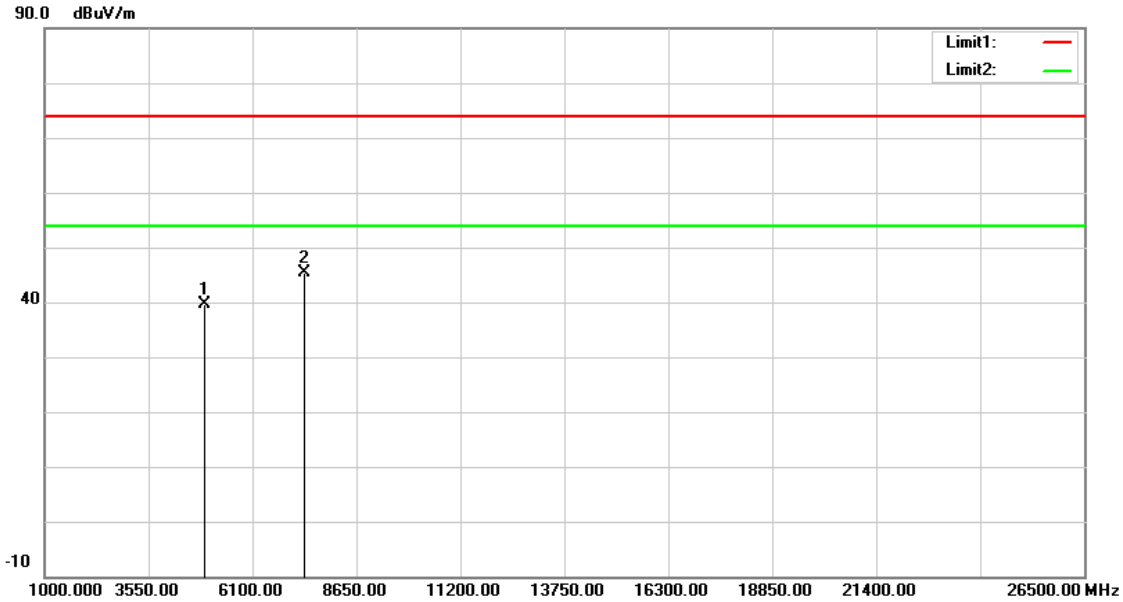

No.	Frequency (MHz)	Reading (dBuV)	Correct Factor (dB/m)	Result (dBuV/m)	Limit (dBuV/m)	Margin (dB)	Remark
1	4924.000	33.27	6.28	39.55	74.00	-34.45	peak
2	7386.000	32.50	12.99	45.49	74.00	-28.51	peak

Note:1.Result (dBuV/m) = Correct Factor (dB/m) + Reading(dBuV).

2.Correction factor (dB/m) = Antenna Factor (dB/m) + Cable loss (dB) – Pre-Amplifier gain (dB).

3.When the peak results are less than average limit, so not need to evaluate the average.

Standard:	FCC Part 15.247	Test Distance:	3m
Frequency:	2412 MHz		
Mode:	Mode 4		
Ant.Polar.:	Horizontal		

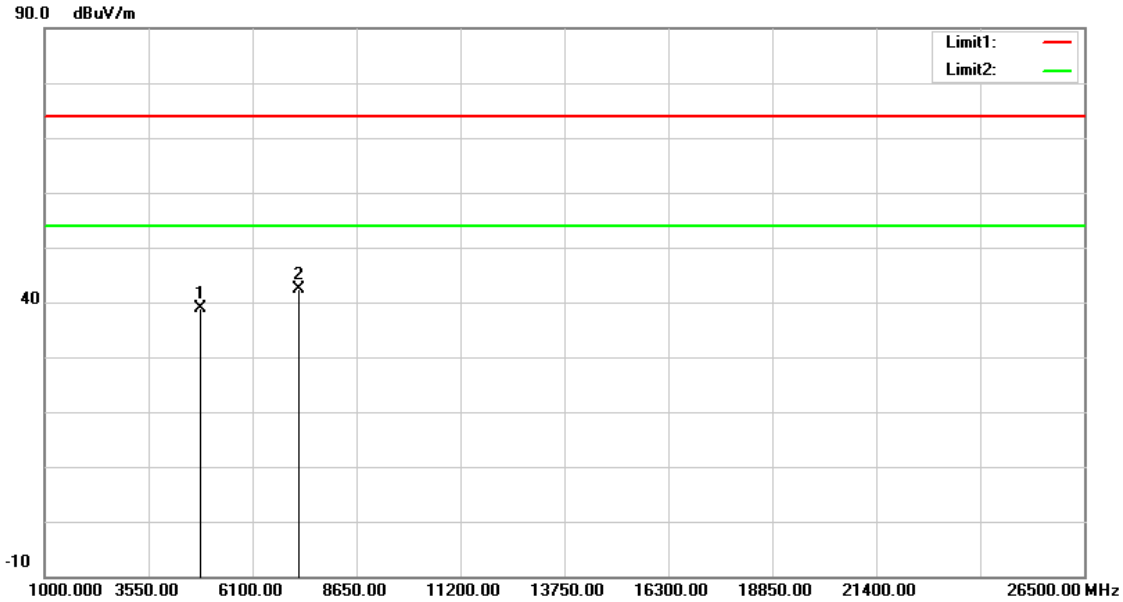

No.	Frequency (MHz)	Reading (dBuV)	Correct Factor (dB/m)	Result (dBuV/m)	Limit (dBuV/m)	Margin (dB)	Remark
1	4824.000	32.91	5.97	38.88	74.00	-35.12	peak
2	7236.000	29.79	12.48	42.27	74.00	-31.73	peak

Note:1.Result (dBuV/m) = Correct Factor (dB/m) + Reading(dBuV).

2.Correction factor (dB/m) = Antenna Factor (dB/m) + Cable loss (dB) – Pre-Amplifier gain (dB).

3.When the peak results are less than average limit, so not need to evaluate the average.

Standard:	FCC Part 15.247	Test Distance:	3m
Frequency:	2412 MHz	:	
Mode:	Mode 4		
Ant.Polar.:	Vertical		

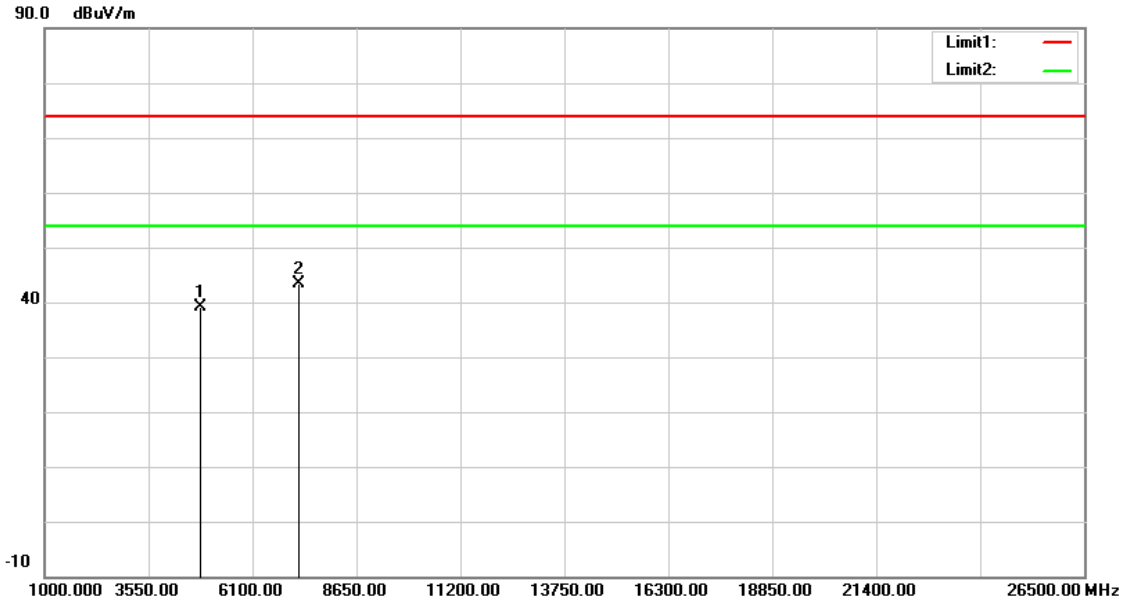

No.	Frequency (MHz)	Reading (dBuV)	Correct Factor (dB/m)	Result (dBuV/m)	Limit (dBuV/m)	Margin (dB)	Remark
1	4824.000	33.28	5.97	39.25	74.00	-34.75	peak
2	7236.000	30.82	12.48	43.30	74.00	-30.70	peak

Note:1.Result (dBuV/m) = Correct Factor (dB/m) + Reading(dBuV).

2.Correction factor (dB/m) = Antenna Factor (dB/m) + Cable loss (dB) – Pre-Amplifier gain (dB).

3.When the peak results are less than average limit, so not need to evaluate the average.

Standard:	FCC Part 15.247	Test Distance:	3m
Frequency:	2437 MHz		
Mode:	Mode 4		
Ant.Polar.:	Horizontal		

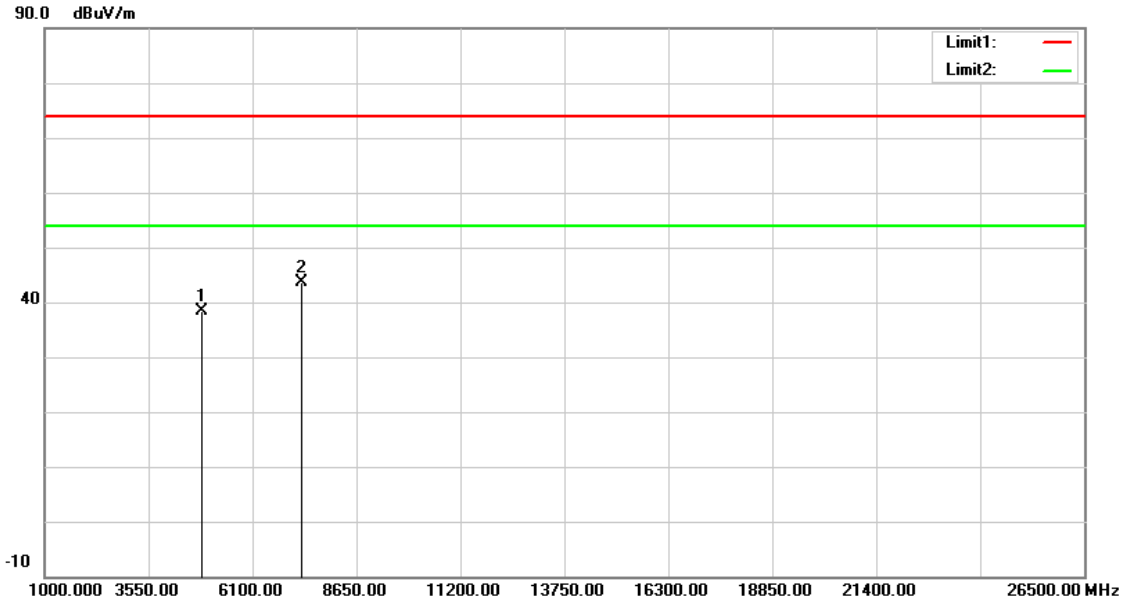

No.	Frequency (MHz)	Reading (dBuV)	Correct Factor (dB/m)	Result (dBuV/m)	Limit (dBuV/m)	Margin (dB)	Remark
1	4874.000	32.21	6.12	38.33	74.00	-35.67	peak
2	7311.000	30.82	12.73	43.55	74.00	-30.45	peak

Note:1.Result (dBuV/m) = Correct Factor (dB/m) + Reading(dBuV).

2.Correction factor (dB/m) = Antenna Factor (dB/m) + Cable loss (dB) – Pre-Amplifier gain (dB).

3.When the peak results are less than average limit, so not need to evaluate the average.

Standard:	FCC Part 15.247	Test Distance:	3m
Frequency:	2437 MHz		
Mode:	Mode 4		
Ant.Polar.:	Vertical		

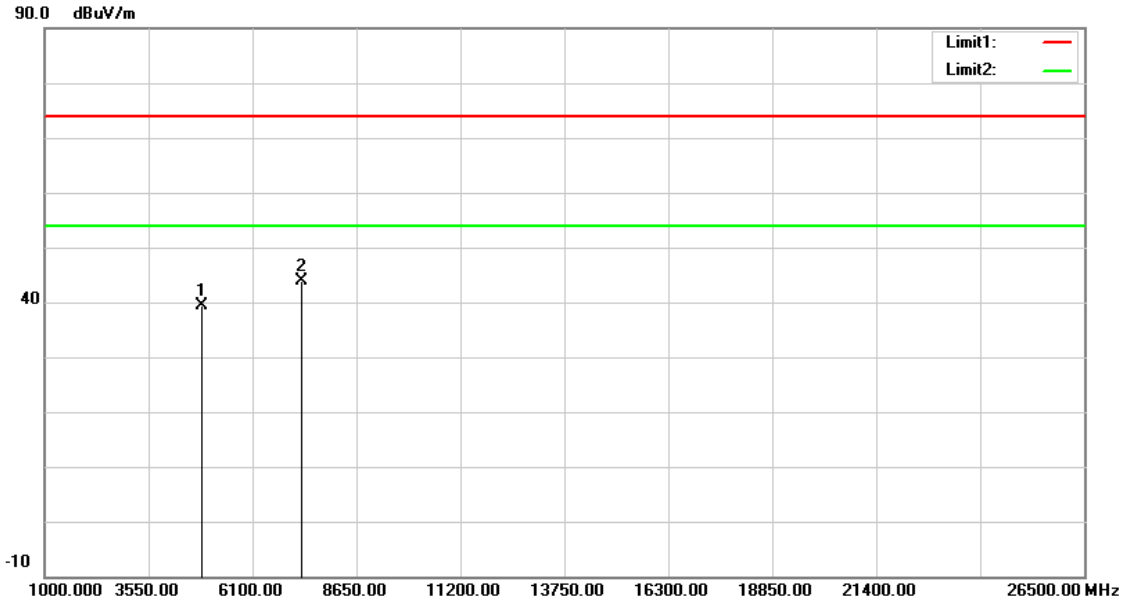

No.	Frequency (MHz)	Reading (dBuV)	Correct Factor (dB/m)	Result (dBuV/m)	Limit (dBuV/m)	Margin (dB)	Remark
1	4874.000	33.30	6.12	39.42	74.00	-34.58	peak
2	7311.000	31.16	12.73	43.89	74.00	-30.11	peak

Note:1.Result (dBuV/m) = Correct Factor (dB/m) + Reading(dBuV).

2.Correction factor (dB/m) = Antenna Factor (dB/m) + Cable loss (dB) – Pre-Amplifier gain (dB).

3.When the peak results are less than average limit, so not need to evaluate the average.

Standard:	FCC Part 15.247	Test Distance:	3m
Frequency:	2462 MHz		
Mode:	Mode 4		
Ant.Polar.:	Horizontal		

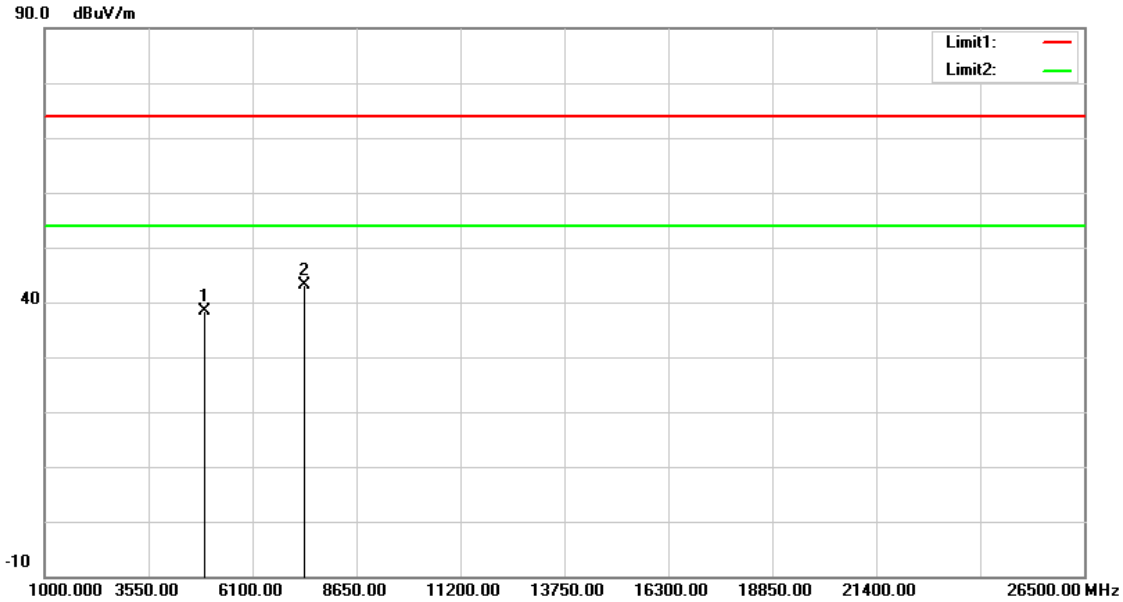

No.	Frequency (MHz)	Reading (dBuV)	Correct Factor (dB/m)	Result (dBuV/m)	Limit (dBuV/m)	Margin (dB)	Remark
1	4924.000	32.19	6.28	38.47	74.00	-35.53	peak
2	7386.000	30.20	12.99	43.19	74.00	-30.81	peak

Note:1.Result (dBuV/m) = Correct Factor (dB/m) + Reading(dBuV).

2.Correction factor (dB/m) = Antenna Factor (dB/m) + Cable loss (dB) – Pre-Amplifier gain (dB).

3.When the peak results are less than average limit, so not need to evaluate the average.

Standard:	FCC Part 15.247	Test Distance:	3m
Frequency:	2462 MHz		
Mode:	Mode 4		
Ant.Polar.:	Vertical		

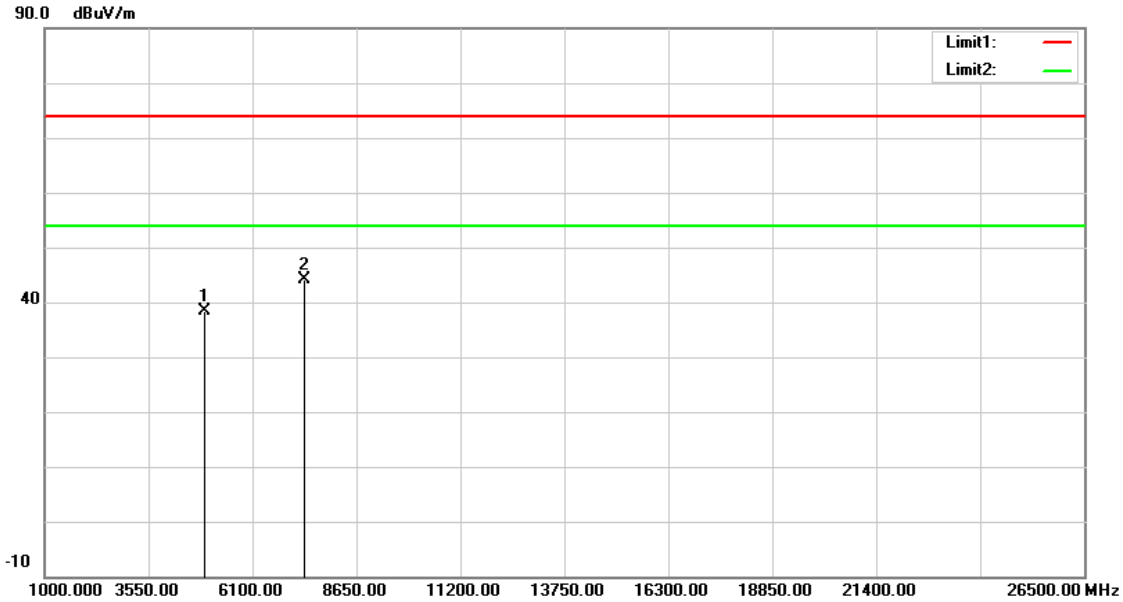

No.	Frequency (MHz)	Reading (dBuV)	Correct Factor (dB/m)	Result (dBuV/m)	Limit (dBuV/m)	Margin (dB)	Remark
1	4924.000	32.18	6.28	38.46	74.00	-35.54	peak
2	7386.000	31.11	12.99	44.10	74.00	-29.90	peak

Note:1.Result (dBuV/m) = Correct Factor (dB/m) + Reading(dBuV).

2.Correction factor (dB/m) = Antenna Factor (dB/m) + Cable loss (dB) – Pre-Amplifier gain (dB).

3.When the peak results are less than average limit, so not need to evaluate the average.

Standard:	FCC Part 15.247	Test Distance:	3m
Frequency:	2422 MHz		
Mode:	Mode 5		
Ant.Polar.:	Horizontal		

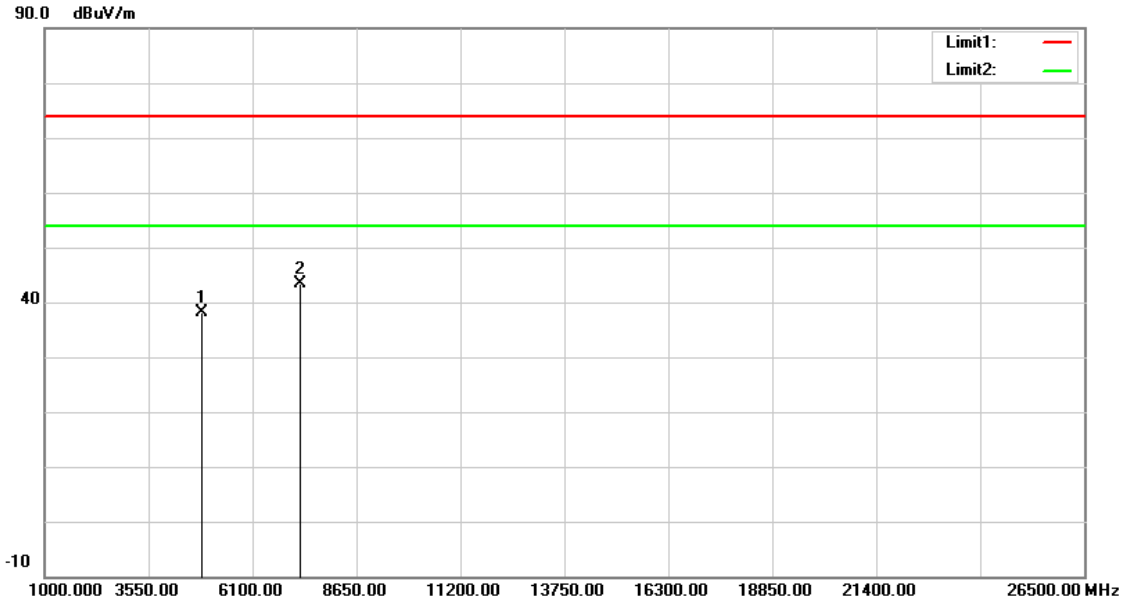

No.	Frequency (MHz)	Reading (dBuV)	Correct Factor (dB/m)	Result (dBuV/m)	Limit (dBuV/m)	Margin (dB)	Remark
1	4844.000	31.97	6.04	38.01	74.00	-35.99	peak
2	7266.000	30.68	12.59	43.27	74.00	-30.73	peak

Note:1.Result (dBuV/m) = Correct Factor (dB/m) + Reading(dBuV).

2.Correction factor (dB/m) = Antenna Factor (dB/m) + Cable loss (dB) – Pre-Amplifier gain (dB).

3.When the peak results are less than average limit, so not need to evaluate the average.

Standard:	FCC Part 15.247	Test Distance:	3m
Frequency:	2422 MHz		
Mode:	Mode 5		
Ant.Polar.:	Vertical		

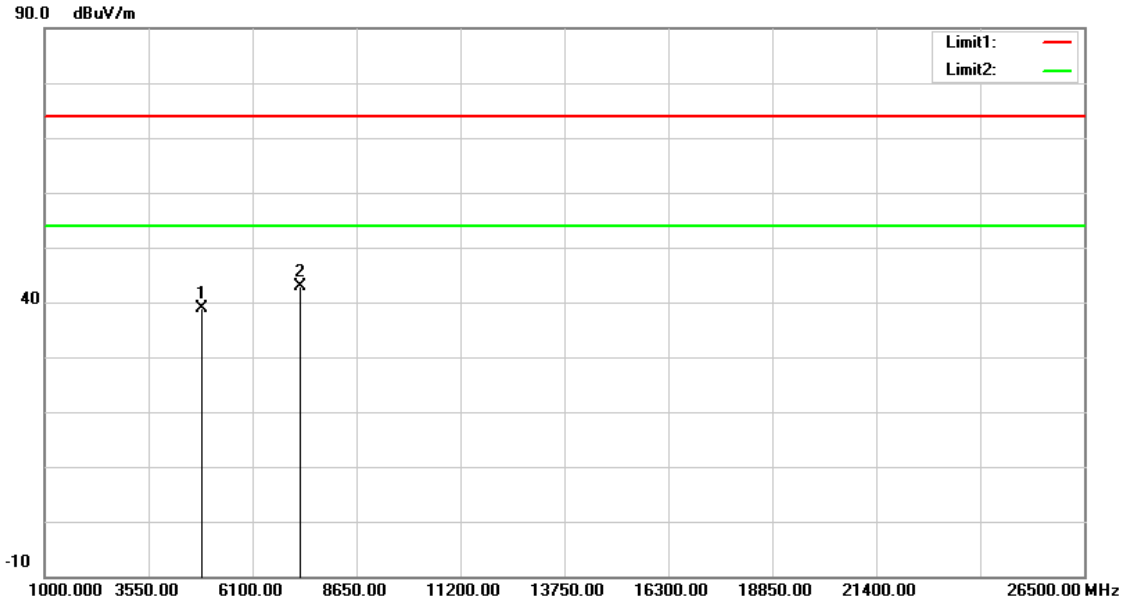

No.	Frequency (MHz)	Reading (dBuV)	Correct Factor (dB/m)	Result (dBuV/m)	Limit (dBuV/m)	Margin (dB)	Remark
1	4844.000	32.80	6.04	38.84	74.00	-35.16	peak
2	7266.000	30.20	12.59	42.79	74.00	-31.21	peak

Note:1.Result (dBuV/m) = Correct Factor (dB/m) + Reading(dBuV).

2.Correction factor (dB/m) = Antenna Factor (dB/m) + Cable loss (dB) – Pre-Amplifier gain (dB).

3.When the peak results are less than average limit, so not need to evaluate the average.

Standard:	FCC Part 15.247	Test Distance:	3m
Frequency:	2437 MHz		
Mode:	Mode 5		
Ant.Polar.:	Horizontal		

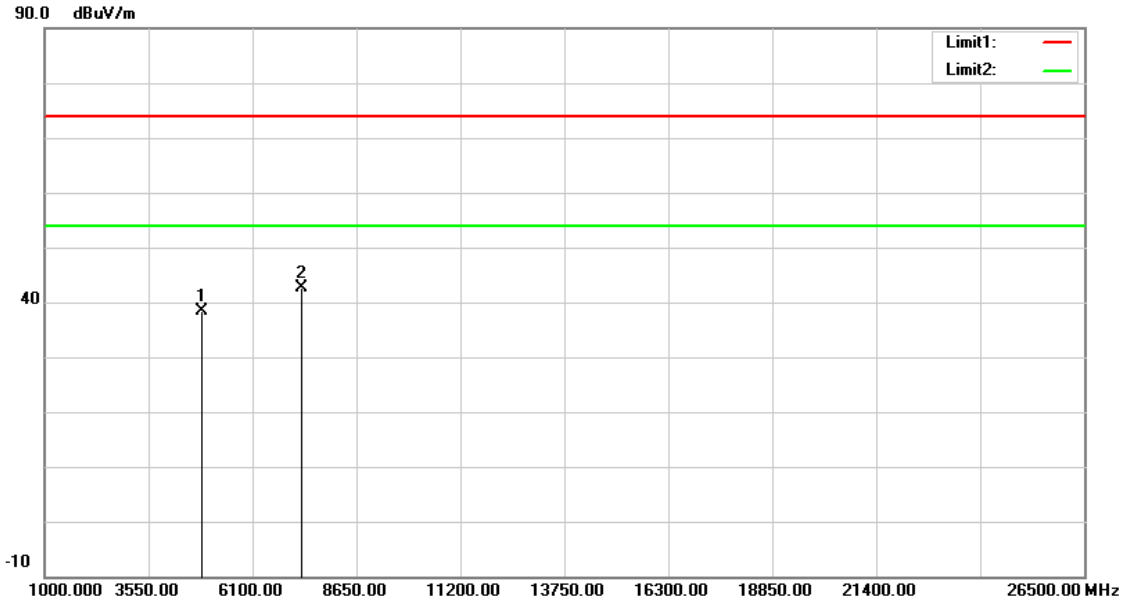

No.	Frequency (MHz)	Reading (dBuV)	Correct Factor (dB/m)	Result (dBuV/m)	Limit (dBuV/m)	Margin (dB)	Remark
1	4874.000	32.14	6.12	38.26	74.00	-35.74	peak
2	7311.000	29.99	12.73	42.72	74.00	-31.28	peak

Note:1.Result (dBuV/m) = Correct Factor (dB/m) + Reading(dBuV).

2.Correction factor (dB/m) = Antenna Factor (dB/m) + Cable loss (dB) – Pre-Amplifier gain (dB).

3.When the peak results are less than average limit, so not need to evaluate the average.

Standard:	FCC Part 15.247	Test Distance:	3m
Frequency:	2437 MHz		
Mode:	Mode 5		
Ant.Polar.:	Vertical		

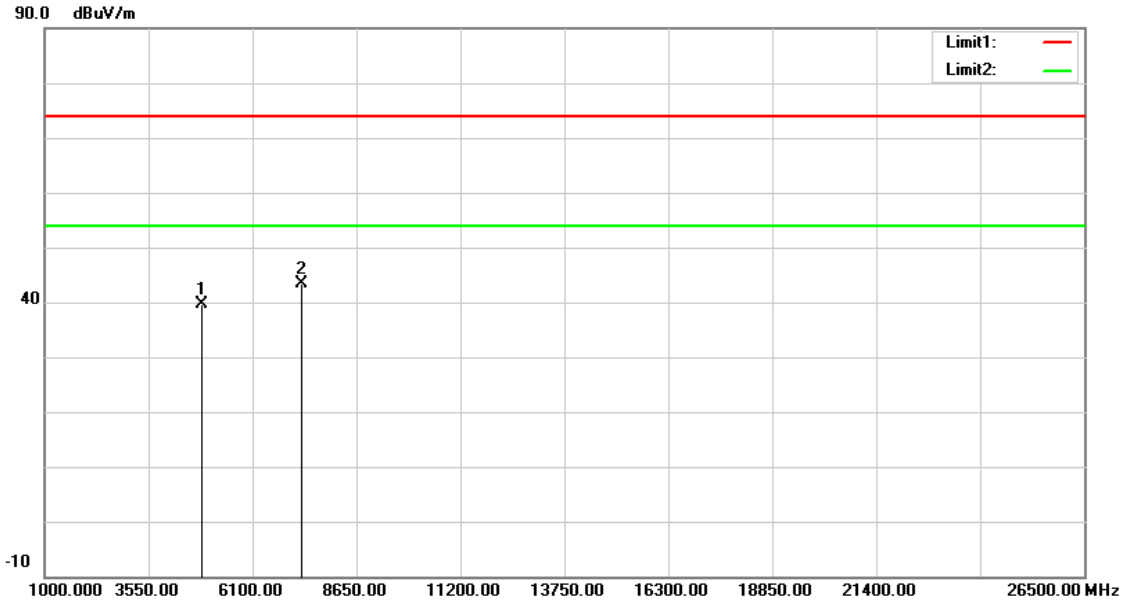

No.	Frequency (MHz)	Reading (dBuV)	Correct Factor (dB/m)	Result (dBuV/m)	Limit (dBuV/m)	Margin (dB)	Remark
1	4874.000	33.50	6.12	39.62	74.00	-34.38	peak
2	7311.000	30.76	12.73	43.49	74.00	-30.51	peak

Note:1.Result (dBuV/m) = Correct Factor (dB/m) + Reading(dBuV).

2.Correction factor (dB/m) = Antenna Factor (dB/m) + Cable loss (dB) – Pre-Amplifier gain (dB).

3.When the peak results are less than average limit, so not need to evaluate the average.

Standard:	FCC Part 15.247	Test Distance:	3m
Frequency:	2452 MHz		
Mode:	Mode 5		
Ant.Polar.:	Horizontal		

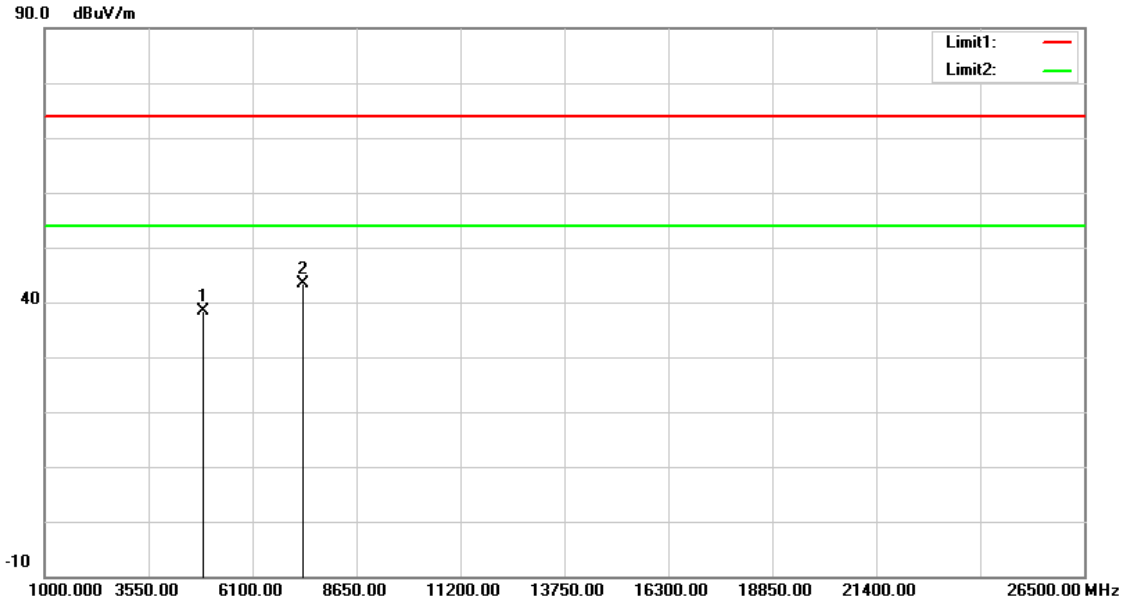

No.	Frequency (MHz)	Reading (dBuV)	Correct Factor (dB/m)	Result (dBuV/m)	Limit (dBuV/m)	Margin (dB)	Remark
1	4904.000	32.07	6.21	38.28	74.00	-35.72	peak
2	7356.000	30.42	12.89	43.31	74.00	-30.69	peak

Note:1.Result (dBuV/m) = Correct Factor (dB/m) + Reading(dBuV).

2.Correction factor (dB/m) = Antenna Factor (dB/m) + Cable loss (dB) – Pre-Amplifier gain (dB).

3.When the peak results are less than average limit, so not need to evaluate the average.

Standard:	FCC Part 15.247	Test Distance:	3m
Frequency:	2452 MHz		
Mode:	Mode 5		
Ant.Polar.:	Vertical		

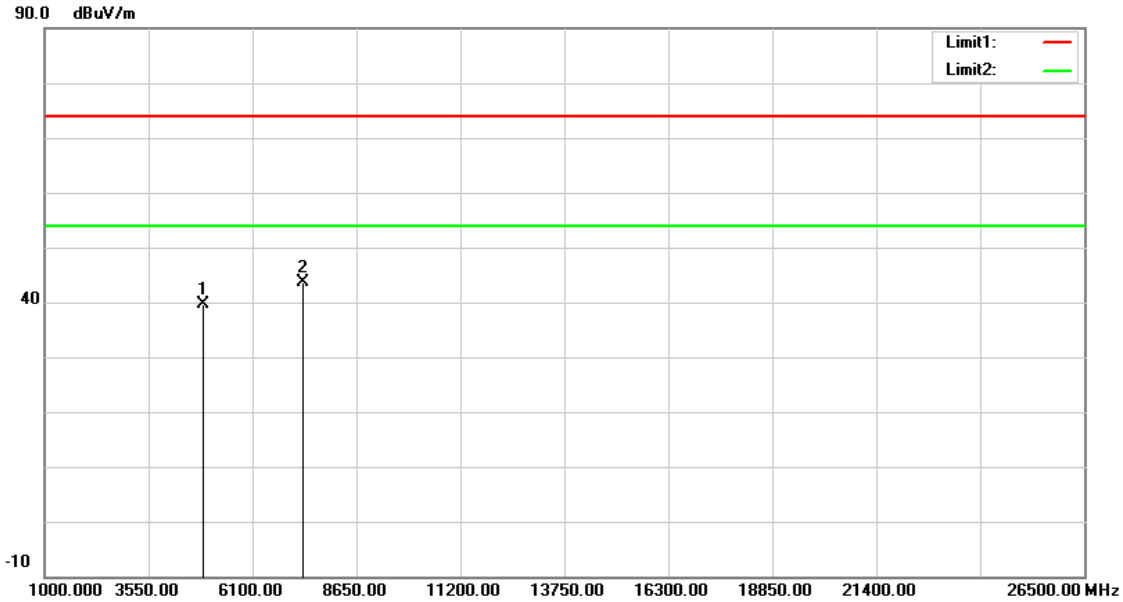

No.	Frequency (MHz)	Reading (dBuV)	Correct Factor (dB/m)	Result (dBuV/m)	Limit (dBuV/m)	Margin (dB)	Remark
1	4904.000	33.34	6.21	39.55	74.00	-34.45	peak
2	7356.000	30.78	12.89	43.67	74.00	-30.33	peak

Note:1.Result (dBuV/m) = Correct Factor (dB/m) + Reading(dBuV).

2.Correction factor (dB/m) = Antenna Factor (dB/m) + Cable loss (dB) – Pre-Amplifier gain (dB).

3.When the peak results are less than average limit, so not need to evaluate the average.

Standard:	FCC Part 15.247	Test Distance:	3m
Frequency:	2412 MHz		
Mode:	Mode 6		
Ant.Polar.:	Horizontal		

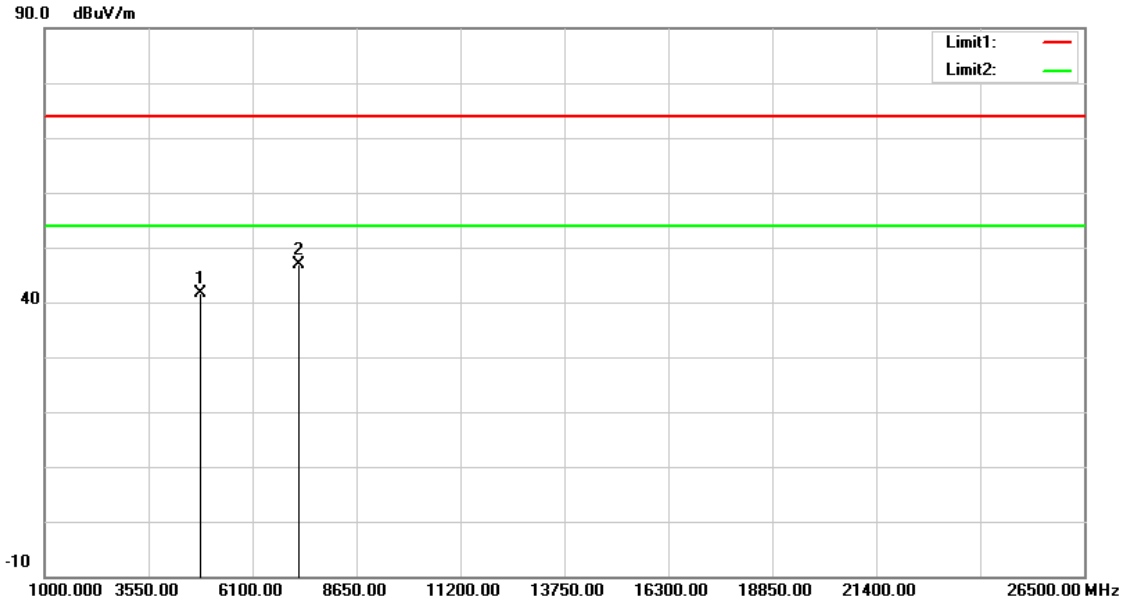

No.	Frequency (MHz)	Reading (dBuV)	Correct Factor (dB/m)	Result (dBuV/m)	Limit (dBuV/m)	Margin (dB)	Remark
1	4824.000	35.69	5.97	41.66	74.00	-32.34	peak
2	7236.000	34.39	12.48	46.87	74.00	-27.13	peak

Note:1.Result (dBuV/m) = Correct Factor (dB/m) + Reading(dBuV).

2.Correction factor (dB/m) = Antenna Factor (dB/m) + Cable loss (dB) – Pre-Amplifier gain (dB).

3.When the peak results are less than average limit, so not need to evaluate the average.

Standard:	FCC Part 15.247	Test Distance:	3m
Frequency:	2412 MHz		
Mode:	Mode 6		
Ant.Polar.:	Vertical		

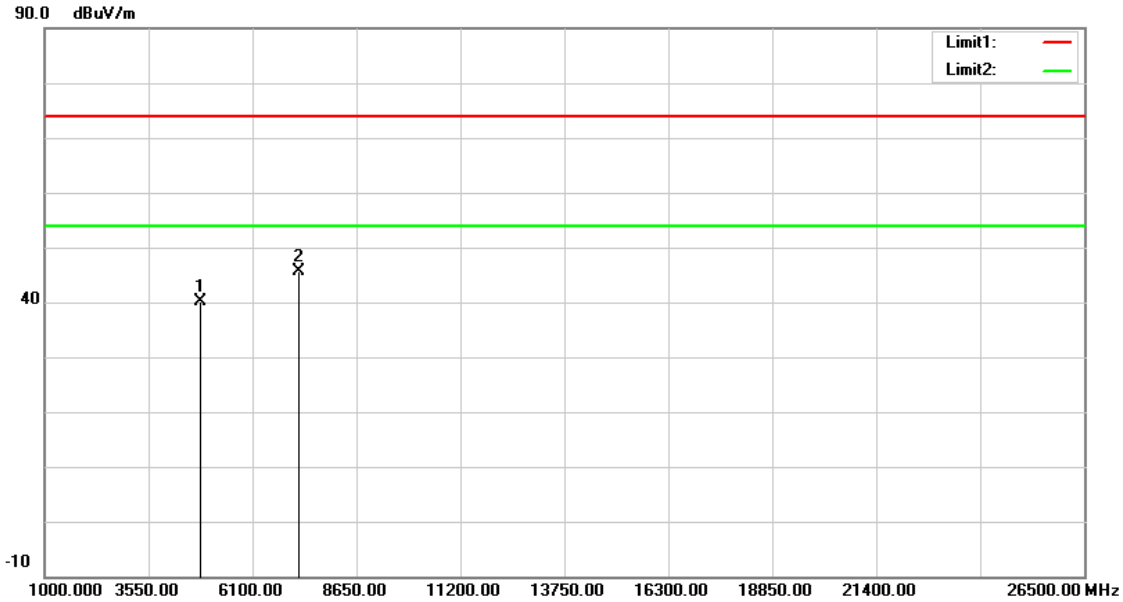

No.	Frequency (MHz)	Reading (dBuV)	Correct Factor (dB/m)	Result (dBuV/m)	Limit (dBuV/m)	Margin (dB)	Remark
1	4824.000	34.24	5.97	40.21	74.00	-33.79	peak
2	7236.000	33.15	12.48	45.63	74.00	-28.37	peak

Note:1.Result (dBuV/m) = Correct Factor (dB/m) + Reading(dBuV).

2.Correction factor (dB/m) = Antenna Factor (dB/m) + Cable loss (dB) – Pre-Amplifier gain (dB).

3.When the peak results are less than average limit, so not need to evaluate the average.

Standard:	FCC Part 15.247	Test Distance:	3m
Frequency:	2437 MHz		
Mode:	Mode 6		
Ant.Polar.:	Horizontal		

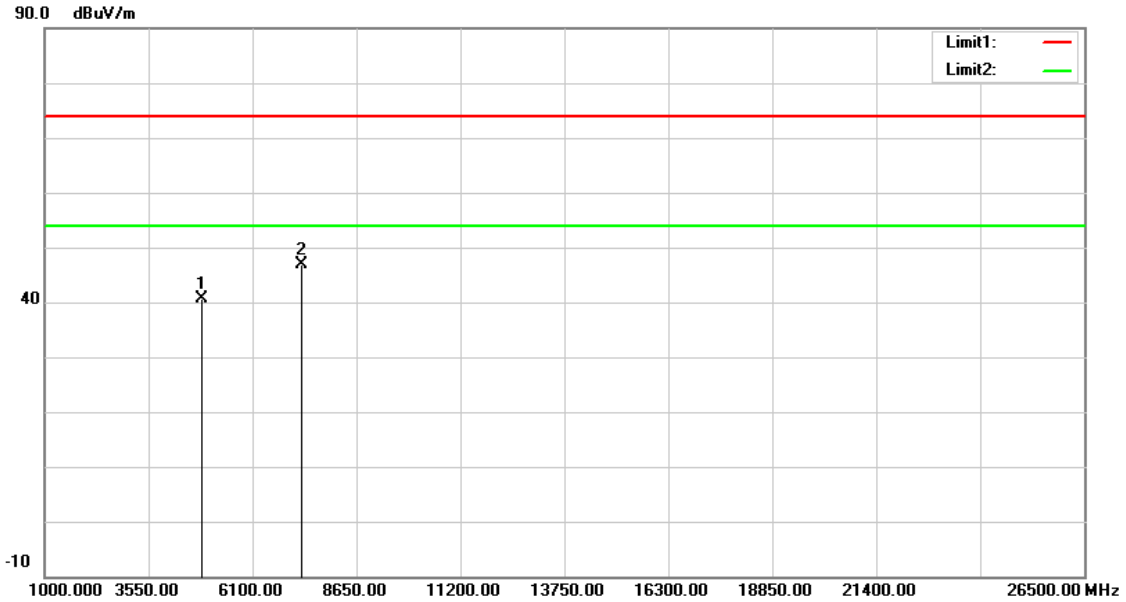

No.	Frequency (MHz)	Reading (dBuV)	Correct Factor (dB/m)	Result (dBuV/m)	Limit (dBuV/m)	Margin (dB)	Remark
1	4874.000	34.53	6.12	40.65	74.00	-33.35	peak
2	7311.000	34.26	12.73	46.99	74.00	-27.01	peak

Note:1.Result (dBuV/m) = Correct Factor (dB/m) + Reading(dBuV).

2.Correction factor (dB/m) = Antenna Factor (dB/m) + Cable loss (dB) – Pre-Amplifier gain (dB).

3.When the peak results are less than average limit, so not need to evaluate the average.

Standard:	FCC Part 15.247	Test Distance:	3m
Frequency:	2437 MHz		
Mode:	Mode 6		
Ant.Polar.:	Vertical		

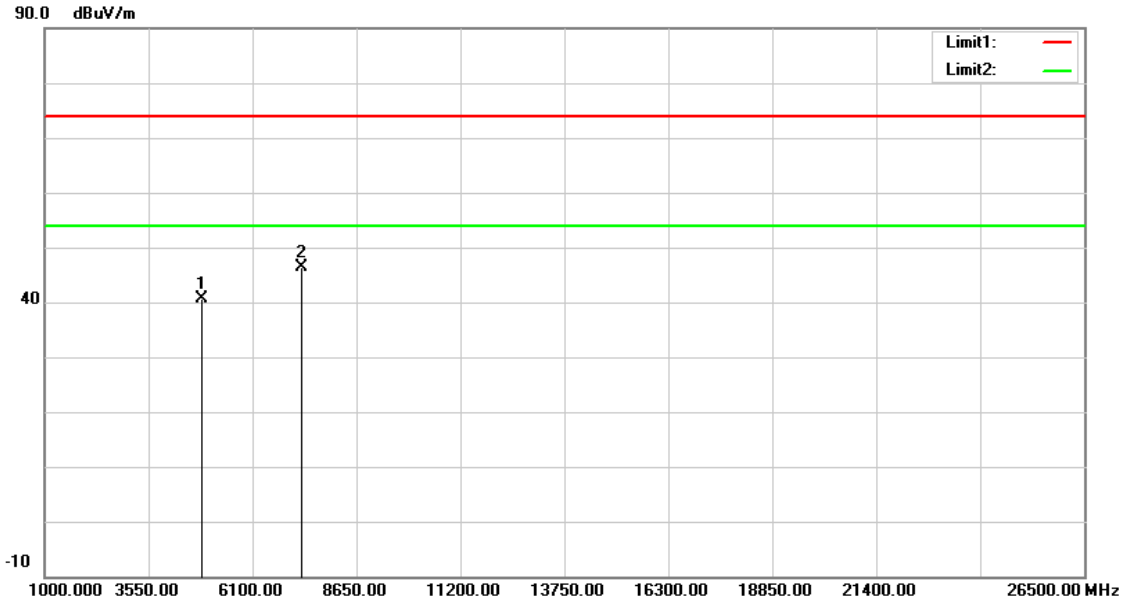

No.	Frequency (MHz)	Reading (dBuV)	Correct Factor (dB/m)	Result (dBuV/m)	Limit (dBuV/m)	Margin (dB)	Remark
1	4874.000	34.41	6.12	40.53	74.00	-33.47	peak
2	7311.000	33.75	12.73	46.48	74.00	-27.52	peak

Note:1.Result (dBuV/m) = Correct Factor (dB/m) + Reading(dBuV).

2.Correction factor (dB/m) = Antenna Factor (dB/m) + Cable loss (dB) – Pre-Amplifier gain (dB).

3.When the peak results are less than average limit, so not need to evaluate the average.

Standard:	FCC Part 15.247	Test Distance:	3m
Frequency:	2462 MHz		
Mode:	Mode 6		
Ant.Polar.:	Horizontal		

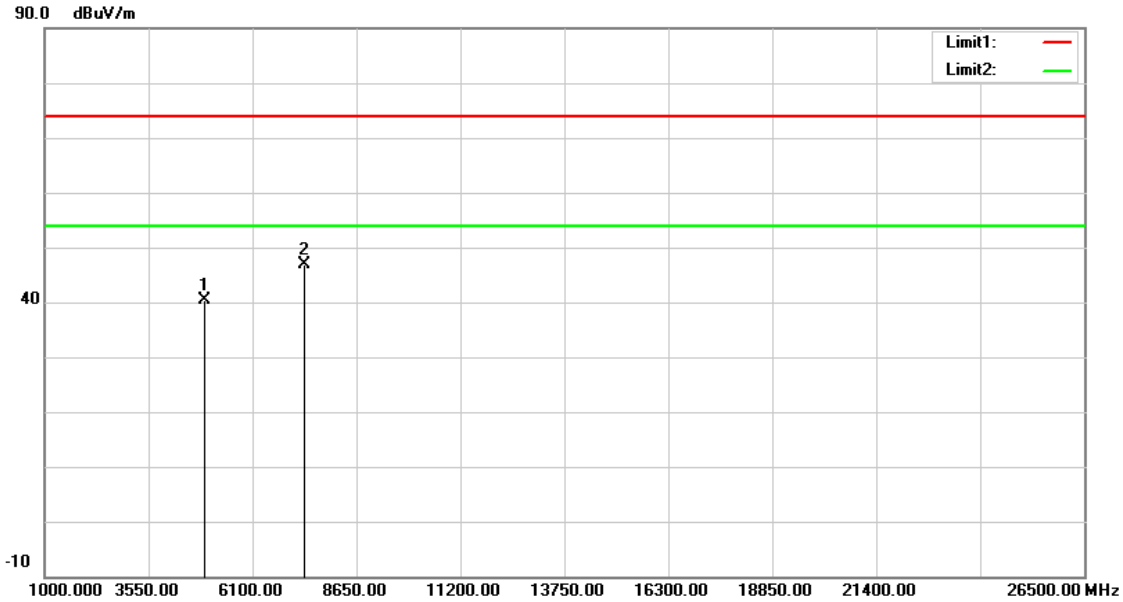

No.	Frequency (MHz)	Reading (dBuV)	Correct Factor (dB/m)	Result (dBuV/m)	Limit (dBuV/m)	Margin (dB)	Remark
1	4924.000	34.20	6.28	40.48	74.00	-33.52	peak
2	7386.000	33.77	12.99	46.76	74.00	-27.24	peak

Note:1.Result (dBuV/m) = Correct Factor (dB/m) + Reading(dBuV).

2.Correction factor (dB/m) = Antenna Factor (dB/m) + Cable loss (dB) – Pre-Amplifier gain (dB).

3.When the peak results are less than average limit, so not need to evaluate the average.

Standard:	FCC Part 15.247	Test Distance:	3m
Frequency:	2462 MHz		
Mode:	Mode 6		
Ant.Polar.:	Vertical		

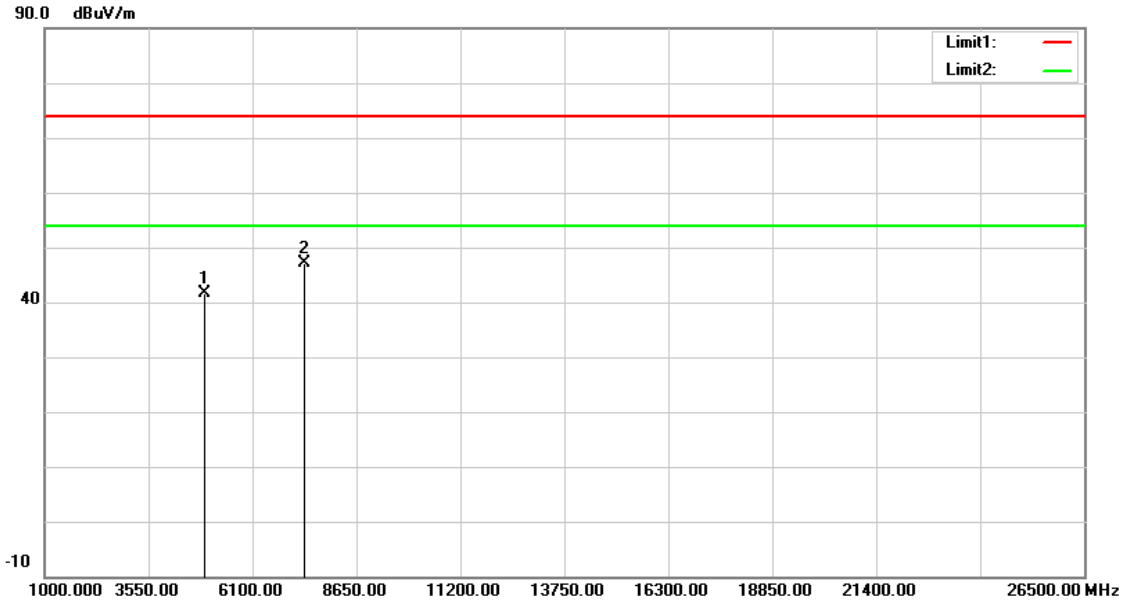

No.	Frequency (MHz)	Reading (dBuV)	Correct Factor (dB/m)	Result (dBuV/m)	Limit (dBuV/m)	Margin (dB)	Remark
1	4924.000	35.32	6.28	41.60	74.00	-32.40	peak
2	7386.000	34.19	12.99	47.18	74.00	-26.82	peak

Note:1.Result (dBuV/m) = Correct Factor (dB/m) + Reading(dBuV).

2.Correction factor (dB/m) = Antenna Factor (dB/m) + Cable loss (dB) – Pre-Amplifier gain (dB).

3.When the peak results are less than average limit, so not need to evaluate the average.

Standard:	FCC Part 15.247	Test Distance:	3m
Frequency:	2422 MHz		
Mode:	Mode 7		
Ant.Polar.:	Horizontal		

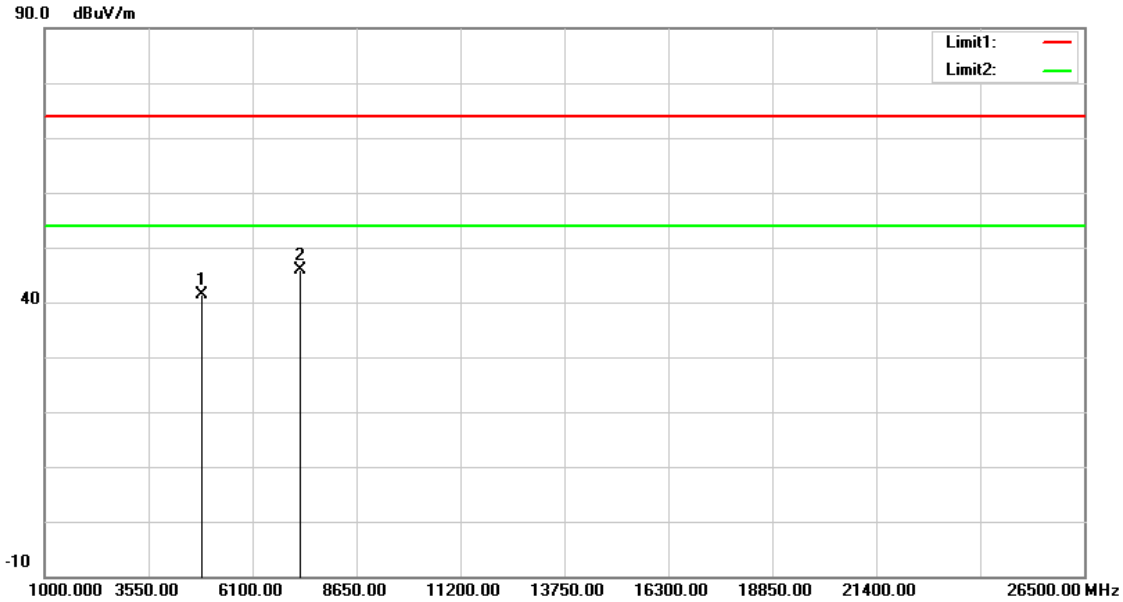

No.	Frequency (MHz)	Reading (dBuV)	Correct Factor (dB/m)	Result (dBuV/m)	Limit (dBuV/m)	Margin (dB)	Remark
1	4844.000	35.46	6.04	41.50	74.00	-32.50	peak
2	7266.000	33.30	12.59	45.89	74.00	-28.11	peak

Note:1.Result (dBuV/m) = Correct Factor (dB/m) + Reading(dBuV).

2.Correction factor (dB/m) = Antenna Factor (dB/m) + Cable loss (dB) – Pre-Amplifier gain (dB).

3.When the peak results are less than average limit, so not need to evaluate the average.

Standard:	FCC Part 15.247	Test Distance:	3m
Frequency:	2422 MHz		
Mode:	Mode 7		
Ant.Polar.:	Vertical		

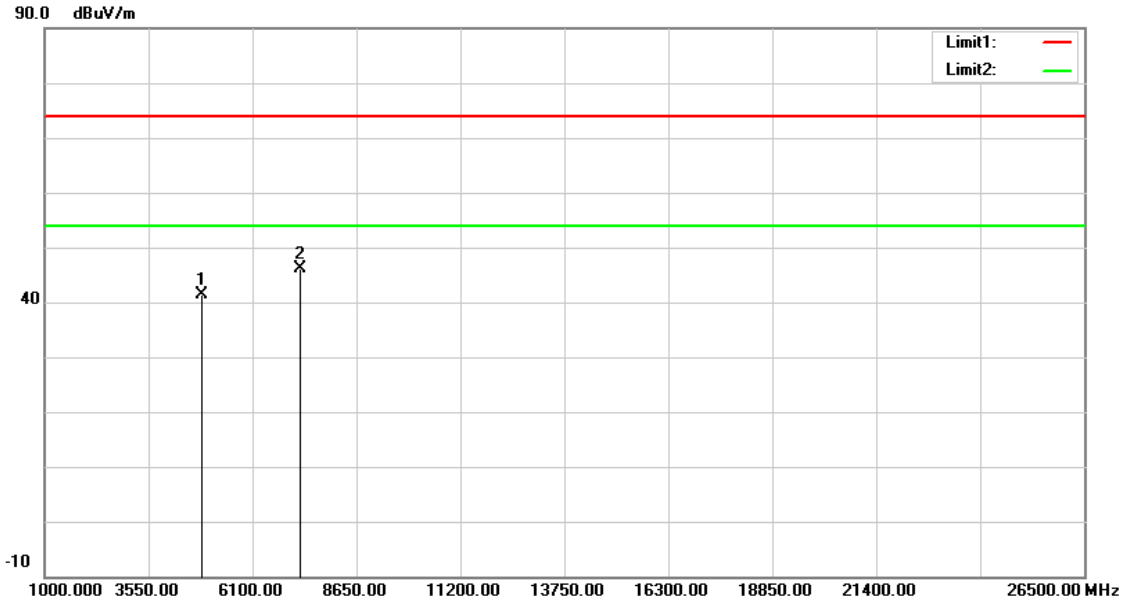

No.	Frequency (MHz)	Reading (dBuV)	Correct Factor (dB/m)	Result (dBuV/m)	Limit (dBuV/m)	Margin (dB)	Remark
1	4844.000	35.22	6.04	41.26	74.00	-32.74	peak
2	7266.000	33.47	12.59	46.06	74.00	-27.94	peak

Note:1.Result (dBuV/m) = Correct Factor (dB/m) + Reading(dBuV).

2.Correction factor (dB/m) = Antenna Factor (dB/m) + Cable loss (dB) – Pre-Amplifier gain (dB).

3.When the peak results are less than average limit, so not need to evaluate the average.

Standard:	FCC Part 15.247	Test Distance:	3m
Frequency:	2437 MHz		
Mode:	Mode 7		
Ant.Polar.:	Horizontal		

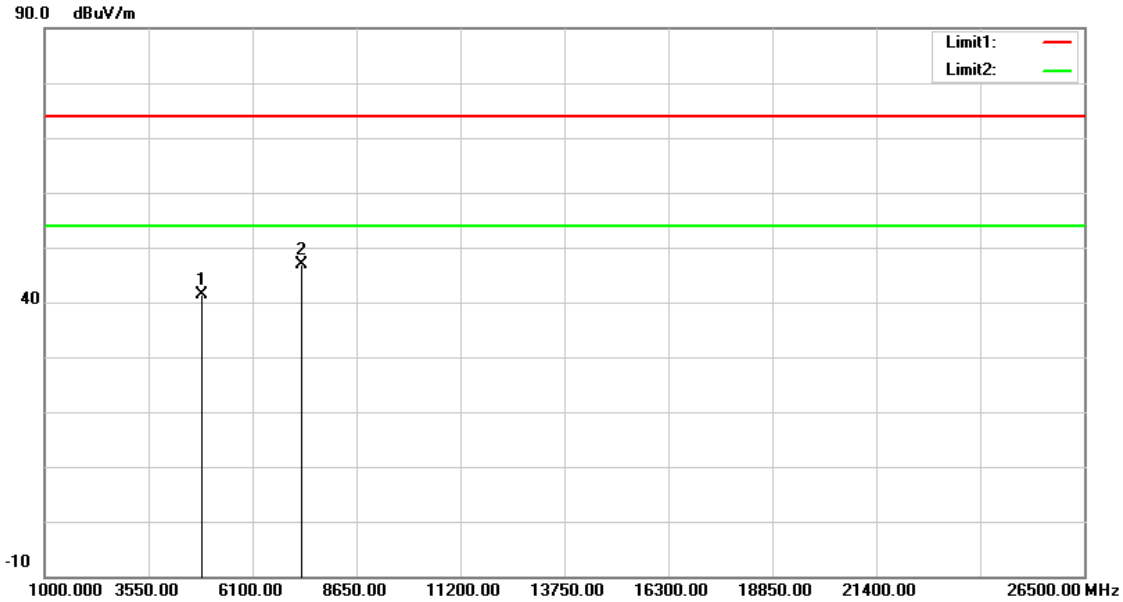

No.	Frequency (MHz)	Reading (dBuV)	Correct Factor (dB/m)	Result (dBuV/m)	Limit (dBuV/m)	Margin (dB)	Remark
1	4874.000	35.35	6.12	41.47	74.00	-32.53	peak
2	7311.000	34.10	12.73	46.83	74.00	-27.17	peak

Note:1.Result (dBuV/m) = Correct Factor (dB/m) + Reading(dBuV).

2.Correction factor (dB/m) = Antenna Factor (dB/m) + Cable loss (dB) – Pre-Amplifier gain (dB).

3.When the peak results are less than average limit, so not need to evaluate the average.

Standard:	FCC Part 15.247	Test Distance:	3m
Frequency:	2437 MHz		
Mode:	Mode 7		
Ant.Polar.:	Vertical		

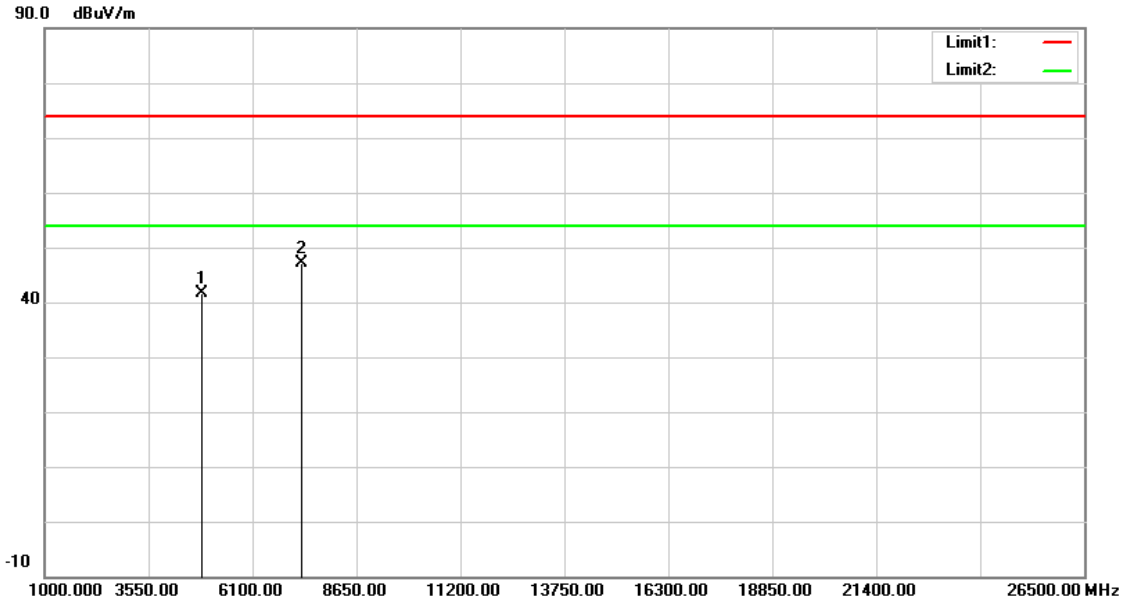

No.	Frequency (MHz)	Reading (dBuV)	Correct Factor (dB/m)	Result (dBuV/m)	Limit (dBuV/m)	Margin (dB)	Remark
1	4874.000	35.63	6.12	41.75	74.00	-32.25	peak
2	7311.000	34.45	12.73	47.18	74.00	-26.82	peak

Note:1.Result (dBuV/m) = Correct Factor (dB/m) + Reading(dBuV).

2.Correction factor (dB/m) = Antenna Factor (dB/m) + Cable loss (dB) – Pre-Amplifier gain (dB).

3.When the peak results are less than average limit, so not need to evaluate the average.

Standard:	FCC Part 15.247	Test Distance:	3m
Frequency:	2452 MHz		
Mode:	Mode 7		
Ant.Polar.:	Horizontal		

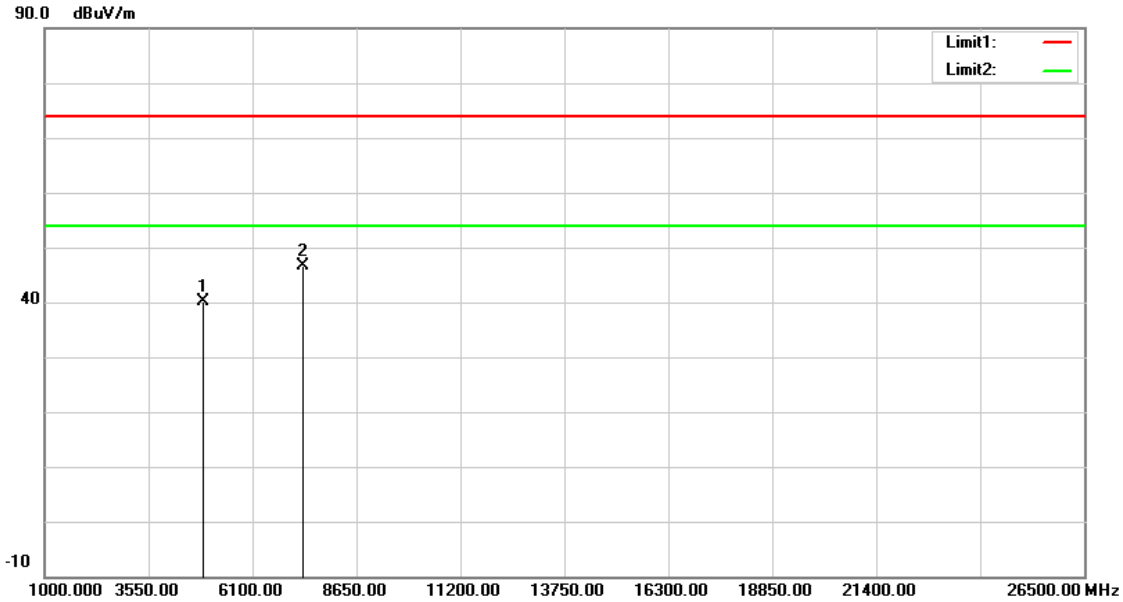

No.	Frequency (MHz)	Reading (dBuV)	Correct Factor (dB/m)	Result (dBuV/m)	Limit (dBuV/m)	Margin (dB)	Remark
1	4904.000	33.98	6.21	40.19	74.00	-33.81	peak
2	7356.000	33.77	12.89	46.66	74.00	-27.34	peak

Note:1.Result (dBuV/m) = Correct Factor (dB/m) + Reading(dBuV).

2.Correction factor (dB/m) = Antenna Factor (dB/m) + Cable loss (dB) – Pre-Amplifier gain (dB).

3.When the peak results are less than average limit, so not need to evaluate the average.

Standard:	FCC Part 15.247	Test Distance:	3m
Frequency:	2452 MHz		
Mode:	Mode 7		
Ant.Polar.:	Vertical		

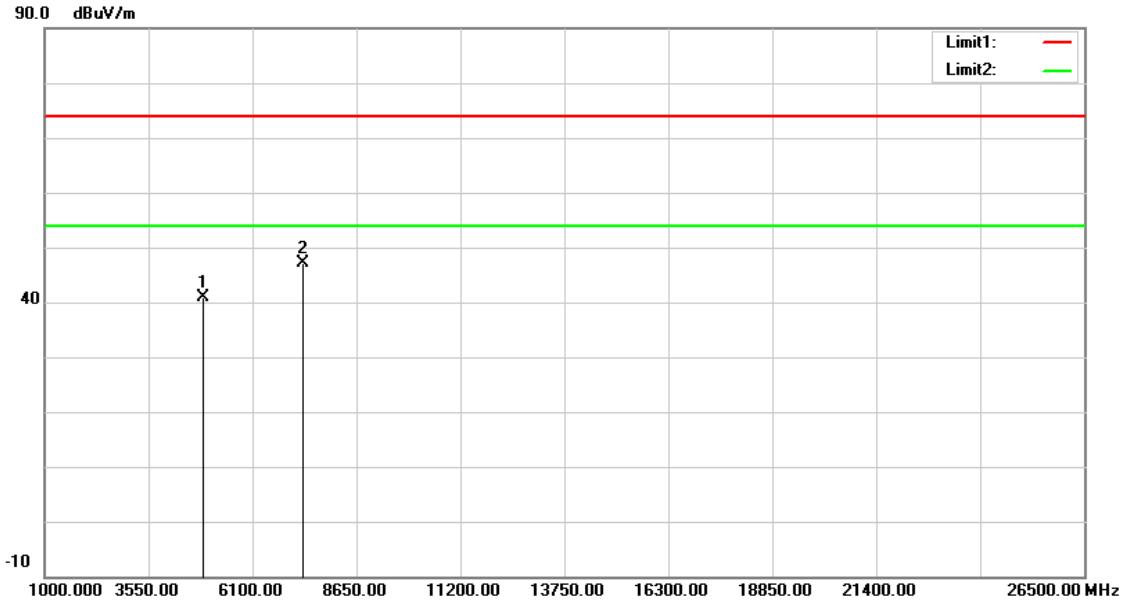

No.	Frequency (MHz)	Reading (dBuV)	Correct Factor (dB/m)	Result (dBuV/m)	Limit (dBuV/m)	Margin (dB)	Remark
1	4904.000	34.56	6.21	40.77	74.00	-33.23	peak
2	7356.000	34.36	12.89	47.25	74.00	-26.75	peak

Note:1.Result (dBuV/m) = Correct Factor (dB/m) + Reading(dBuV).

2.Correction factor (dB/m) = Antenna Factor (dB/m) + Cable loss (dB) – Pre-Amplifier gain (dB).

3.When the peak results are less than average limit, so not need to evaluate the average.

Standard:	FCC Part 15.247	Test Distance:	3m
Test item:	Simultaneous Transmitting		
Mode:	2.4 G + 5 G		
Ant.Polar.:	Horizontal		

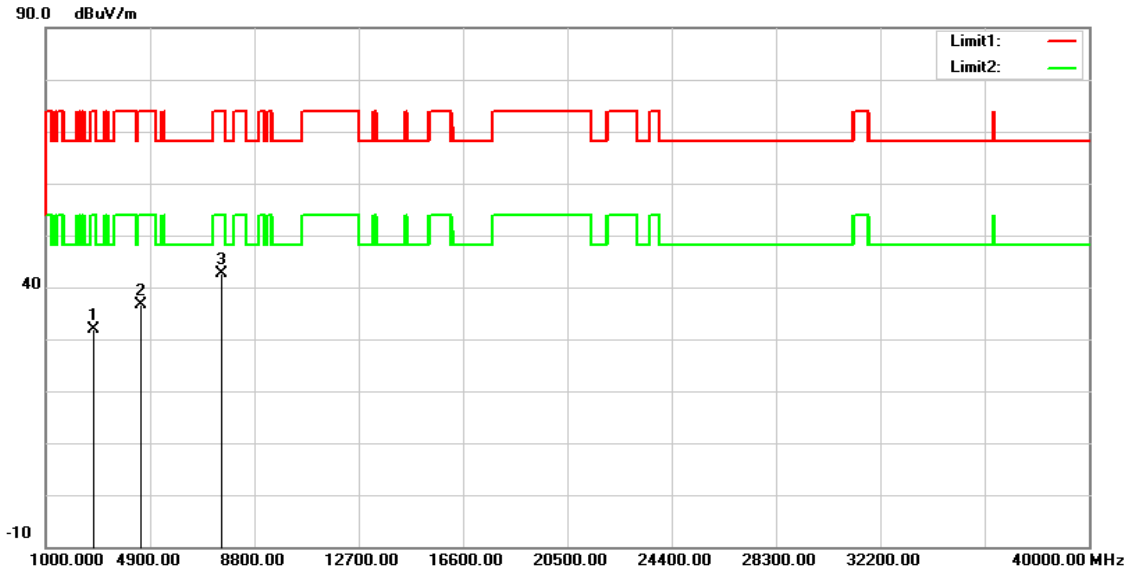

No.	Frequency (MHz)	Reading (dBuV)	Correct Factor (dB/m)	Result (dBuV/m)	Limit (dBuV/m)	Margin (dB)	Remark
1	2802.000	31.35	0.56	31.91	74.00	-42.09	peak
2	4570.000	31.54	5.19	36.73	74.00	-37.27	peak
3	7579.000	29.19	13.55	42.74	74.00	-31.26	peak

Note:1.Result (dBuV/m) = Correct Factor (dB/m) + Reading(dBuV).

2.Correction factor (dB/m) = Antenna Factor (dB/m) + Cable loss (dB) – Pre-Amplifier gain (dB).

3.When the peak results are less than average limit, so not need to evaluate the average.

Standard:	FCC Part 15.247	Test Distance:	3m
Test item:	Simultaneous Transmitting		
Mode:	2.4 G + 5 G		
Ant.Polar.:	Vertical		

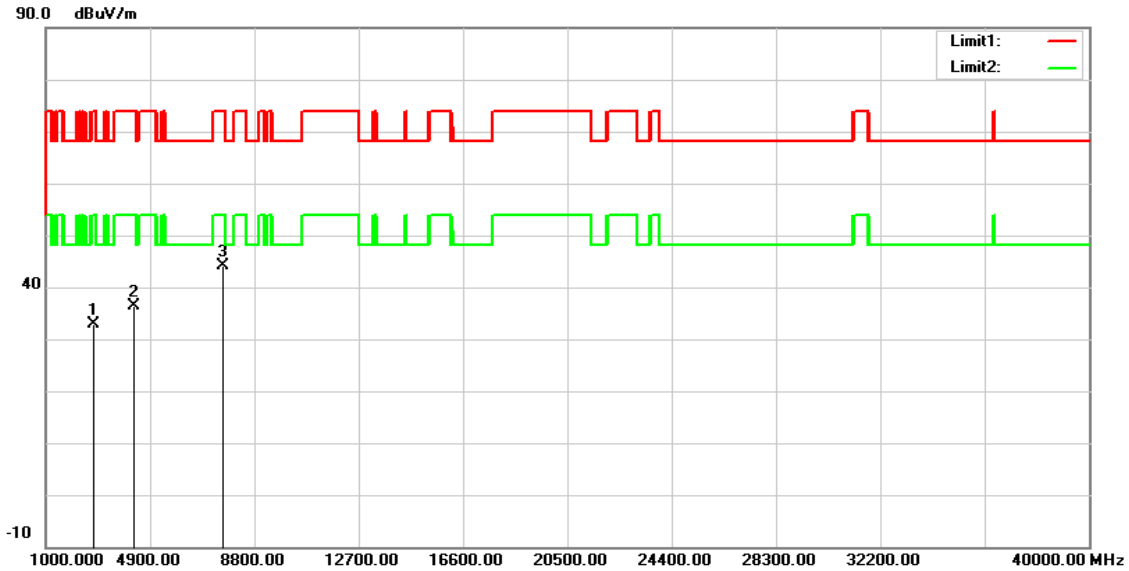

No.	Frequency (MHz)	Reading (dBuV)	Correct Factor (dB/m)	Result (dBuV/m)	Limit (dBuV/m)	Margin (dB)	Remark
1	2785.000	32.24	0.52	32.76	74.00	-41.24	peak
2	4298.000	31.81	4.60	36.41	74.00	-37.59	peak
3	7647.000	30.40	13.69	44.09	74.00	-29.91	peak

Note:1.Result (dBuV/m) = Correct Factor (dB/m) + Reading(dBuV).

2.Correction factor (dB/m) = Antenna Factor (dB/m) + Cable loss (dB) – Pre-Amplifier gain (dB).

3.When the peak results are less than average limit, so not need to evaluate the average.