11. SETUP PHOTOS

ANTENNA PORT CONDUCTED RF MEASUREMENT SETUP

ANTENNA PORT CONDUCTED PHOTO



This report shall not be reproduced except in full, without the written approval of UL LLC.

RADIATED RF MEASUREMENT SETUP (BELOW 1 GHz)





This report shall not be reproduced except in full, without the written approval of UL LLC.





This report shall not be reproduced except in full, without the written approval of UL LLC.

RADIATED RF MEASUREMENT SETUP (ABOVE 1 GHz)

RADIATED FRONT PHOTO PCB ANT (ABOVE 1 GHz)



This report shall not be reproduced except in full, without the written approval of UL LLC.

RADIATED BACK PHOTO PCB ANT (ABOVE 1 GHz)



This report shall not be reproduced except in full, without the written approval of UL LLC.

RADIATED EXTERNAL ANT (ABOVE 1 GHz)





This report shall not be reproduced except in full, without the written approval of UL LLC.

RADIATED RF MEASUREMENT SETUP FOR PORTABLE CONFIGURATION

X-AXIS EXTERNAL ANT PHOTO



X-AXIS PCB ANT PHOTO



This report shall not be reproduced except in full, without the written approval of UL LLC.

Y-AXIS EXTERNAL PHOTO



Y-AXIS PCB ANT PHOTO



This report shall not be reproduced except in full, without the written approval of UL LLC.

Z-AXIS EXTERNATL ANT PHOTO



Z-AXIS PCB ANT PHOTO



This report shall not be reproduced except in full, without the written approval of UL LLC.

POWERLINE CONDUCTED EMISSIONS MEASUREMENT SETUP



This report shall not be reproduced except in full, without the written approval of UL LLC.

END OF REPORT

This report shall not be reproduced except in full, without the written approval of UL LLC.