11. SETUP PHOTOS

ANTENNA PORT CONDUCTED RF MEASUREMENT SETUP

ANTENNA PORT CONDUCTED PHOTO

This report shall not be reproduced except in full, without the written approval of UL LLC.

RADIATED RF MEASUREMENT SETUP (BELOW 1 GHz)

RADIATED FRONT PHOTO PCB ANT (BELOW 30 MHz)





This report shall not be reproduced except in full, without the written approval of UL LLC.

RADIATED BACK PHOTO External Ant (30 – 1000 MHz)





This report shall not be reproduced except in full, without the written approval of UL LLC.

RADIATED RF MEASUREMENT SETUP (ABOVE 1 GHz)

RADIATED PHOTO PCB (ABOVE 1 GHz)



This report shall not be reproduced except in full, without the written approval of UL LLC.

RADIATED PHOTO PCB(ABOVE 1 GHz)





This report shall not be reproduced except in full, without the written approval of UL LLC.

RADIATED RF MEASUREMENT SETUP FOR PORTABLE CONFIGURATION

X-AXIS External PHOTO



X-AXIS PCB PHOTO



This report shall not be reproduced except in full, without the written approval of UL LLC.

Y-AXIS External PHOTO



Y-AXIS PCB PHOTO



This report shall not be reproduced except in full, without the written approval of UL LLC.

Z-AXIS External PHOTO



Z-AXIS PCB PHOTO



This report shall not be reproduced except in full, without the written approval of UL LLC.

POWERLINE CONDUCTED EMISSIONS MEASUREMENT SETUP



This report shall not be reproduced except in full, without the written approval of UL LLC.

END OF REPORT

This report shall not be reproduced except in full, without the written approval of UL LLC.