TEST RESULTS (Cont.):	6 dB BANDWIDTH

Lowest Channel

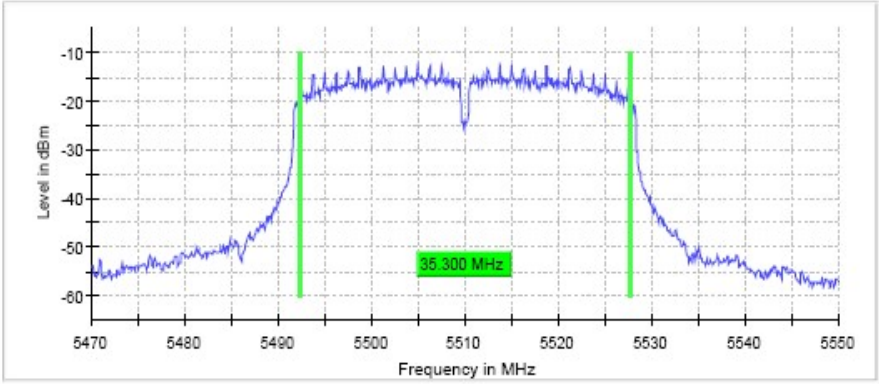

Middle Channel

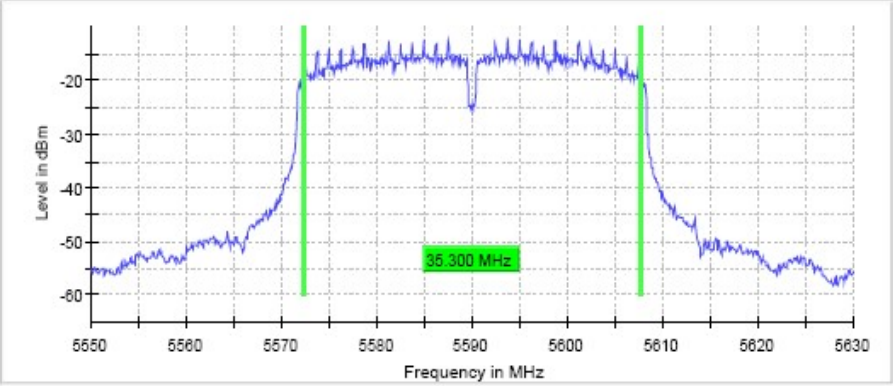

Highest Channel

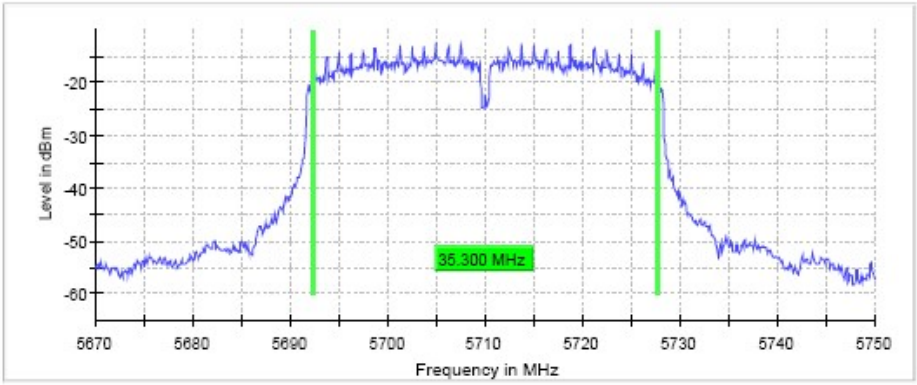

TEST RESULTS (Cont.)	

Measurement

Setting	Instrument Value	Instrument Value	Instrument Value
Start Frequency	5.47000 GHz	5.55000 GHz	5.67000
Stop Frequency	5.55000 GHz	5.63000 GHz	5.75000
Span	80.000 MHz	80.000 MHz	80.000 MHz
RBW	100.000 KHz	100.000 KHz	100.000 KHz
VBW	300.000 KHz	300.000 KHz	300.000 KHz
SweepPoints	800	800	800
Sweeptime	94.810 µs	94.810 µs	94.810 µs
Reference Level	0.000 dBm	0.000 dBm	0.000 dBm
Attenuation	20.000 dB	20.000 dB	20.000 dB
Detector	MaxPeak	MaxPeak	MaxPeak
SweepCount	200	200	200
Filter	3 dB	3 dB	3 dB
Trace Mode	Max Hold	Max Hold	Max Hold
Sweeptype	FFT	FFT	FFT
Preamp	off	off	off
Stablemode	Trace	Trace	Trace
Stablevalue	0.30 dB	0.30 dB	0.30 dB
Run	86 / max. 150	68 / max. 150	92 / max.
Stable	5 / 5	2 / 5	5 / 5
Max Stable Difference	0.10 dB	0.08 dB	0.21 dB

TEST RESULTS	RSS CHANNEL

Frequency: 5550 MHz

	Middle frequency 5500 MHz
6dB bandwidth (MHz)	35.3
Measurement uncertainty (kHz)	<± 8.33

TEST RESULTS (Cont.):	6 dB BANDWIDTH

Middle Channel

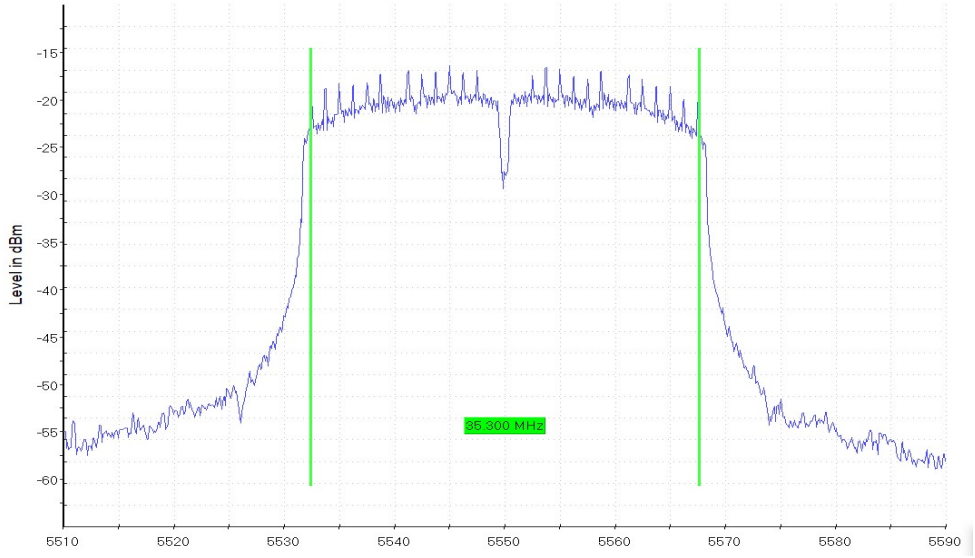

Measurement

Setting	Instrument Value
Start Frequency	5.51000 GHz
Stop Frequency	5.59000 GHz
Span	80.000 MHz
RBW	100.000 kHz
VBW	300.000 KHz
SweepPoints	800
Sweeptime	94.810 us
Reference Level	0.000 dBm
Attenuation	20.000 dB
Detector	MaxPeak
SweepCount	200
Filter	3 dB
Trace Mode	Max Hold
Sweeptype	FFT
Preamp	off
Stablemode	Trace
Stablevalue	0.30 dB
Run	95 / max. 150
Stable	5 / 5
Max Stable Difference	0.03 dB

TEST RESULTS	ac mode (80 MHz)

Bandwidth: 80 MHz

	Lowest frequency 5530 MHz	Middle frequency 5610 MHz	Highest frequency 5690 MHz
6dB bandwidth (MHz)	75.2	75.2	75.2
Measurement uncertainty (kHz)	<± 8.33		

TEST RESULTS (Cont.):	6 dB BANDWIDTH

Lowest Channel

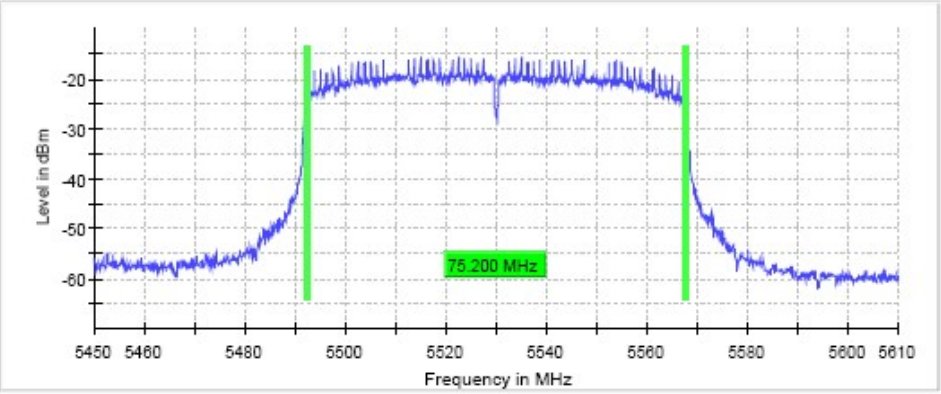

Middle Channel

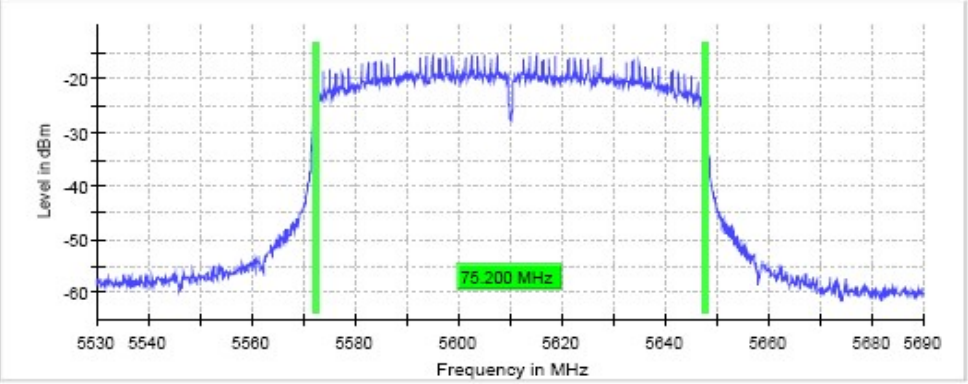

TEST RESULTS (Cont.)	

Highest Channel

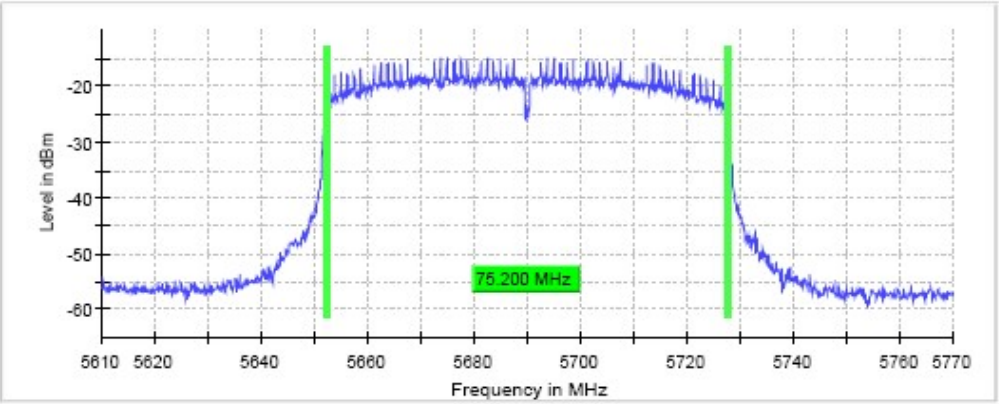

Measurement

Setting	Instrument Value	Instrument Value	Instrument Value
Start Frequency	5.45000 GHz	5.53000 GHz	5.61000 GHz
Stop Frequency	5.61000 GHz	5.69000 GHz	5.77000 GHz
Span	160.000 MHz	160.000 MHz	160.000 MHz
RBW	100.000 KHz	100.000 KHz	100.000 KHz
VBW	300.000 KHz	300.000 KHz	300.000 KHz
SweepPoints	1600	1600	1600
Sweeptime	189.620 µs	189.620 µs	189.620 µs
Reference Level	0.000 dBm	0.000 dBm	0.000 dBm
Attenuation	20.000 dB	20.000 dB	20.000 dB
Detector	MaxPeak	MaxPeak	MaxPeak
SweepCount	200	200	200
Filter	3 dB	3 dB	3 dB
Trace Mode	Max Hold	Max Hold	Max Hold
Sweeptype	FFT	FFT	FFT
Preamp	off	off	off
Stablemode	Trace	Trace	Trace
Stablevalue	0.30 dB	0.30 dB	0.30 dB
Run	122 / max. 150	126 / max. 150	142 / max. 150
Stable	5 / 5	5 / 5	5 / 5
Max Stable Difference	0.15 dB	0.19 dB	0.15 dB

TEST D.3: POWER LIMITS. MAXIMUM OUTPUT POWER

LIMITS:	Product standard:	Part 15 Subpart C §15.407 and RSS-247
	Test standard:	Part 15 Subpart C §15.407(a) (1) (4) and RSS-247 6.2.1.1

LIMITS

In band 5.15-5.25 GHz, the maximum conducted output power over the frequency band of operation shall not exceed 1 W provided the maximum antenna gain does not exceed 6 dBi. In addition, the maximum power spectral density shall not exceed 17 dBm in any 1 megahertz band. If transmitting antennas of directional gain greater than 6 dBi are used, both the maximum conducted output power and the maximum power spectral density shall be reduced by the amount in dB that the directional gain of the antenna exceeds 6 dBi.

TEST SETUP	

Measured according to ANSI C63.10, Section 11.9.2.3.2 Method AVGPM-G

The EIRP power (dBm) is calculated by adding the declared maximum antenna gain to the measured conducted power

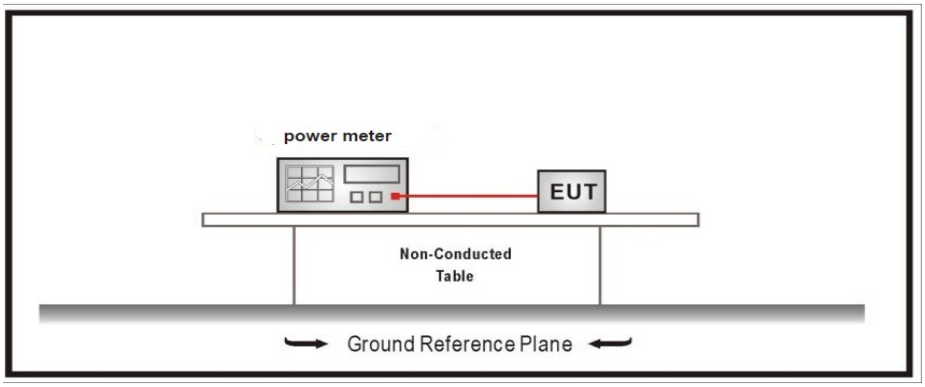

TESTED SAMPLES:	S/01
TESTED CONDITIONS MODES:	TC#01 (**a mode)**
TEST RESULTS:	PASS

Bandwidth: 20 MHz

Maximum declared antenna gain: -2.5 dBi

	Lowest frequency 5500 MHz	Middle frequency 5600 MHz	Highest frequency 5720 MHz
Maximum conducted power (dBm)	0.4	1.8	0.6
Maximum EIRP power (dBm)	-2.1	-0.7	-1.9
Measurement uncertainty (dB)	<±0.78		

The maximum directional gain of the antenna is less than 6 dBi and therefore the maximum output power is not required to be reduced from the stated values.

TEST RESULTS (Cont.):	CONDUCTED OUTPUT POWER

Lowest Channel

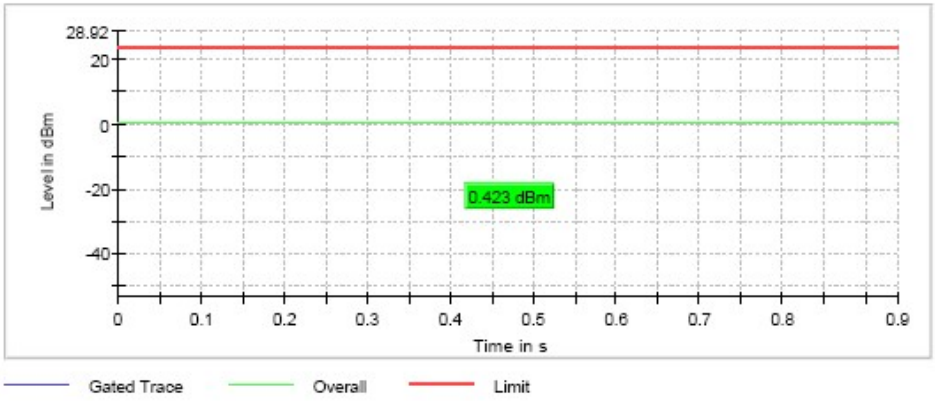

Middle Channel

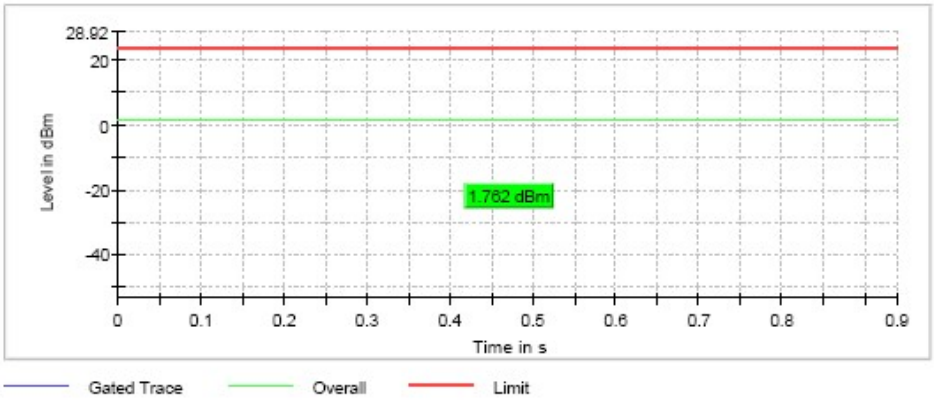

Highest Channel

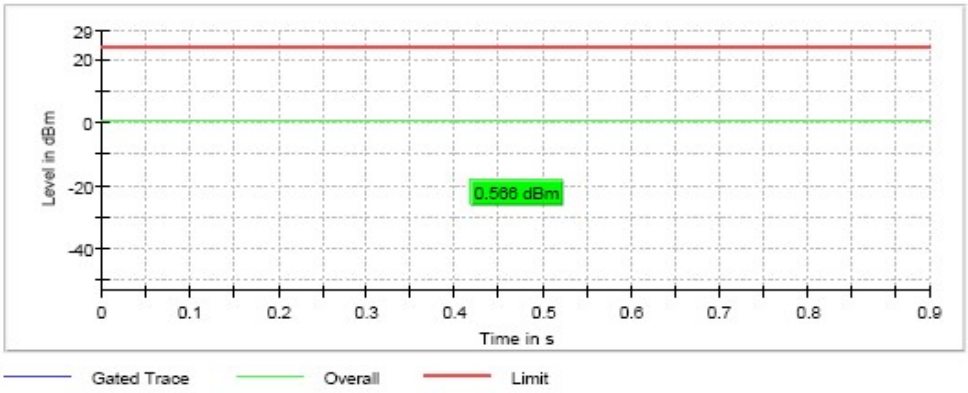

TEST RESULTS (Cont.)	RSS CHANNEL

Frequency: 5580 MHz

Maximum declared antenna gain: -2.5 dBi

	Middle frequency 5580 MHz
Maximum conducted power (dBm)	1.74
Maximum EIRP power (dBm)	-0.76
Measurement uncertainty (dB)	<±0.78

The maximum directional gain of the antenna is less than 6 dBi and therefore the maximum output power is not required to be reduced from the stated values.

TEST RESULTS (Cont.):	CONDUCTED OUTPUT POWER

Middle Channel

TESTED SAMPLES:	S/01
TESTED CONDITIONS MODES:	TC#02 **(n mode)**
TEST RESULTS:	PASS

Bandwidth: 20 MHz

Maximum declared antenna gain: -2.5 dBi

	Lowest frequency 5500 MHz	Middle frequency 5600 MHz	Highest frequency 5720 MHz
Maximum conducted power (dBm)	0.1	1.5	0.5
Maximum EIRP power (dBm)	-2.4	-1.0	-2.0
Measurement uncertainty (dB)	<±0.78		

The maximum directional gain of the antenna is less than 6 dBi and therefore the maximum output power is not required to be reduced from the stated values.

TEST RESULTS (Cont.):	CONDUCTED OUTPUT POWER

Lowest Channel

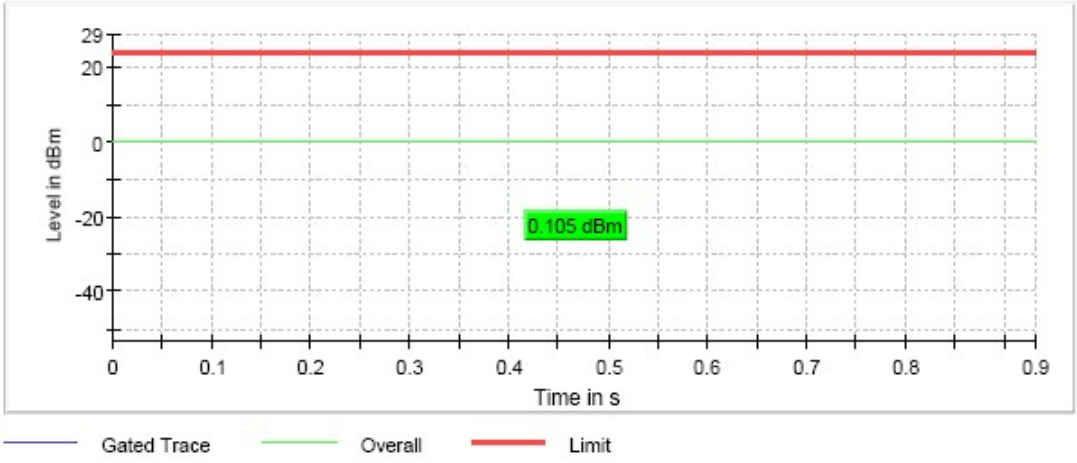

TEST RESULTS (Cont.)	

Middle Channel

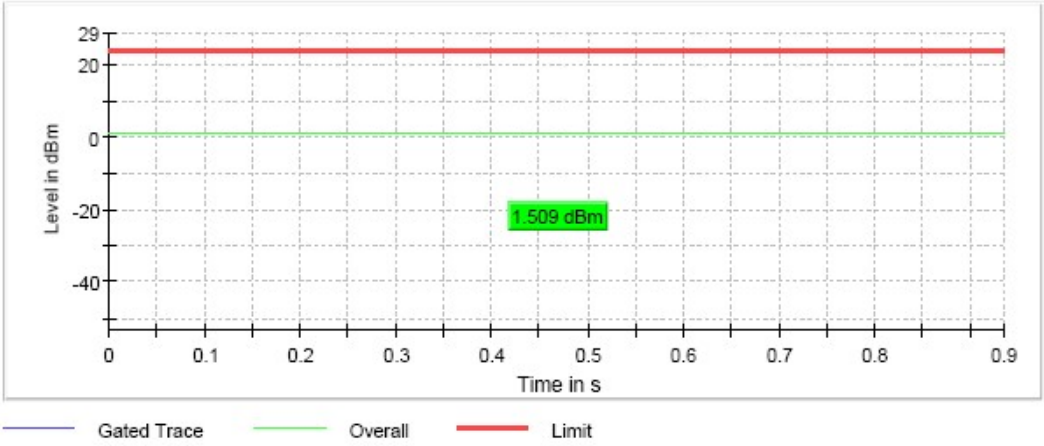

Highest Channel

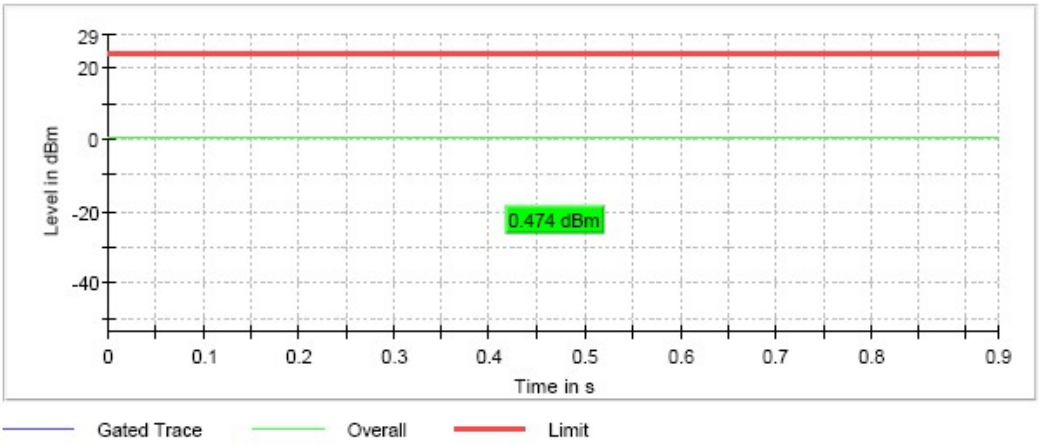

TEST RESULTS (Cont.)	RSS CHANNEL

Frequency: 5580 MHz

Maximum declared antenna gain: -2.5 dBi

	Middle frequency 5580 MHz
Maximum conducted power (dBm)	1.51
Maximum EIRP power (dBm)	-0.99
Measurement uncertainty (dB)	<±0.78

The maximum directional gain of the antenna is less than 6 dBi and therefore the maximum output power is not required to be reduced from the stated values.

TEST RESULTS (Cont.):	CONDUCTED OUTPUT POWER

Middle Channel

TEST RESULTS	n Mode (40 MHz)

Maximum declared antenna gain: -2.5 dBi

	Lowest frequency 5510 MHz	Middle frequency 5590 MHz	Highest frequency 5710 MHz
Maximum conducted power (dBm)	1.3	1.5	1.0
Maximum EIRP power (dBm)	-1.2	-1.0	-1.5
Measurement uncertainty (dB)	<±0.78		

The maximum directional gain of the antenna is less than 6 dBi and therefore the maximum output power is not required to be reduced from the stated values.

TEST RESULTS (Cont.):	CONDUCTED OUTPUT POWER

Lowest Channel

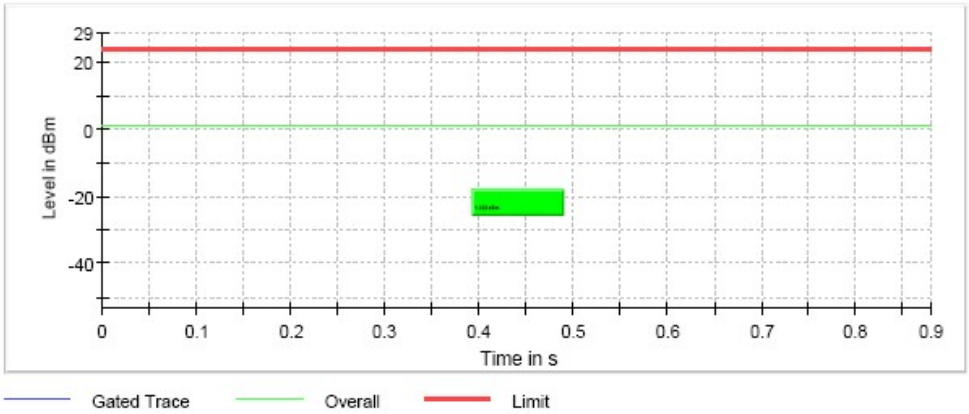

Middle Channel

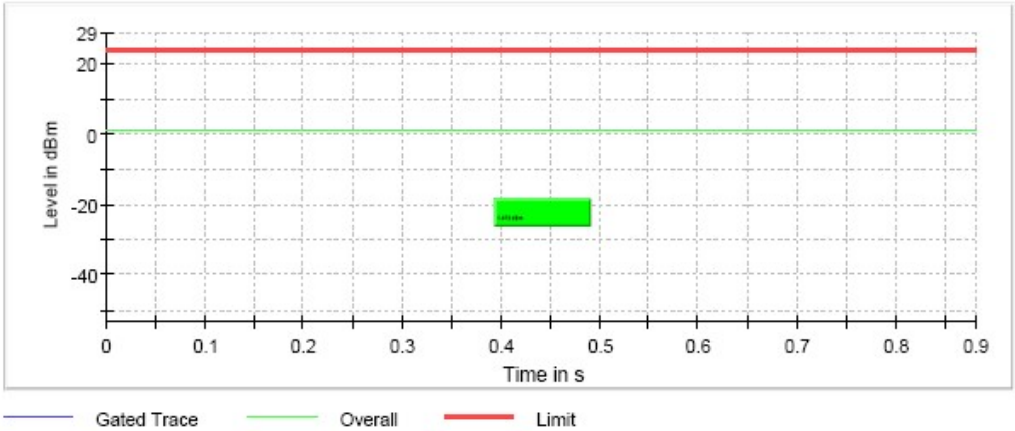

TEST RESULTS (Cont.)	

Highest Channel

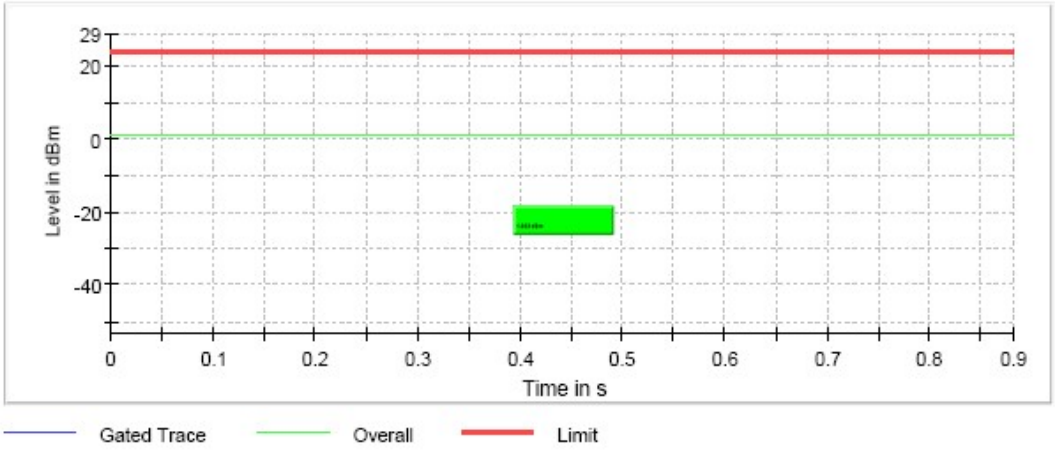

TEST RESULTS (Cont.)	RSS CHANNEL

Frequency: 5500 MHz

Maximum declared antenna gain: -2.5 dBi

	Middle frequency 5500 MHz
Maximum conducted power (dBm)	1.44
Maximum EIRP power (dBm)	-1.06
Measurement uncertainty (dB)	<±0.78

The maximum directional gain of the antenna is less than 6 dBi and therefore the maximum output power is not required to be reduced from the stated values.

TEST RESULTS (Cont.):	CONDUCTED OUTPUT POWER

Middle Channel

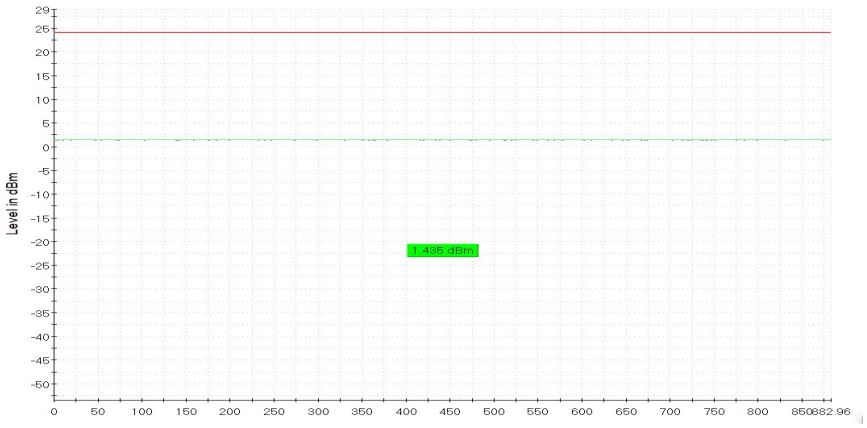

TESTED SAMPLES:	S/01
TESTED CONDITIONS MODES:	TC#03 **(ac mode)**
TEST RESULTS:	PASS

Bandwidth: 20 MHz

Maximum declared antenna gain: -2.5 dBi

	Lowest frequency 5500 MHz	Middle frequency 5600 MHz	Highest frequency 5720 MHz
Maximum conducted power (dBm)	0.1	1.5	0.5
Maximum EIRP power (dBm)	-2.4	-1.0	-2.0
Measurement uncertainty (dB)	<±0.78		

The maximum directional gain of the antenna is less than 6 dBi and therefore the maximum output power is not required to be reduced from the stated values.

TEST RESULTS (Cont.):	CONDUCTED OUTPUT POWER

Lowest Channel

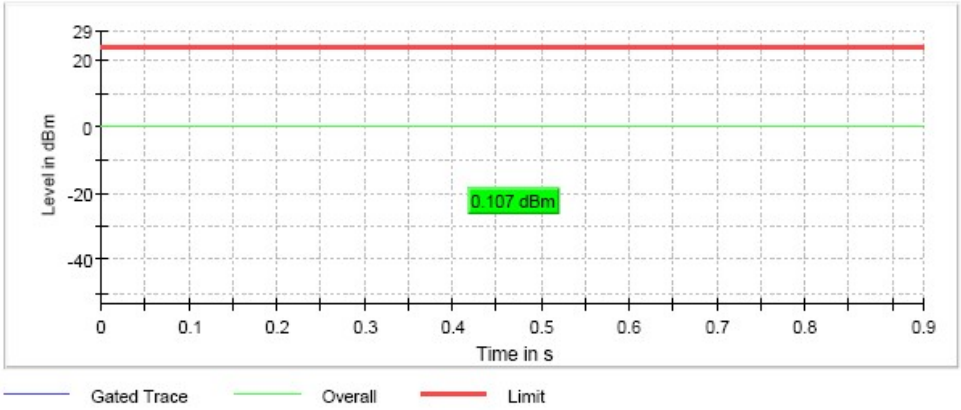

TEST RESULTS (Cont.)	

Middle Channel

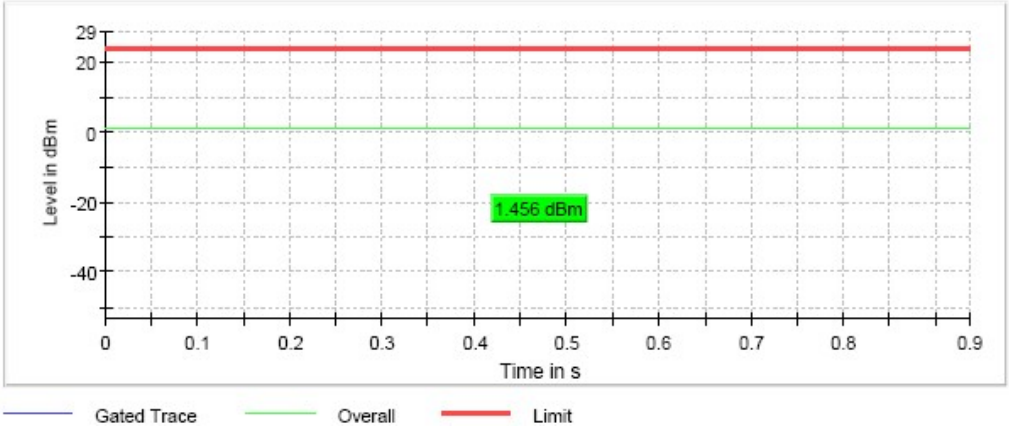

Highest Channel

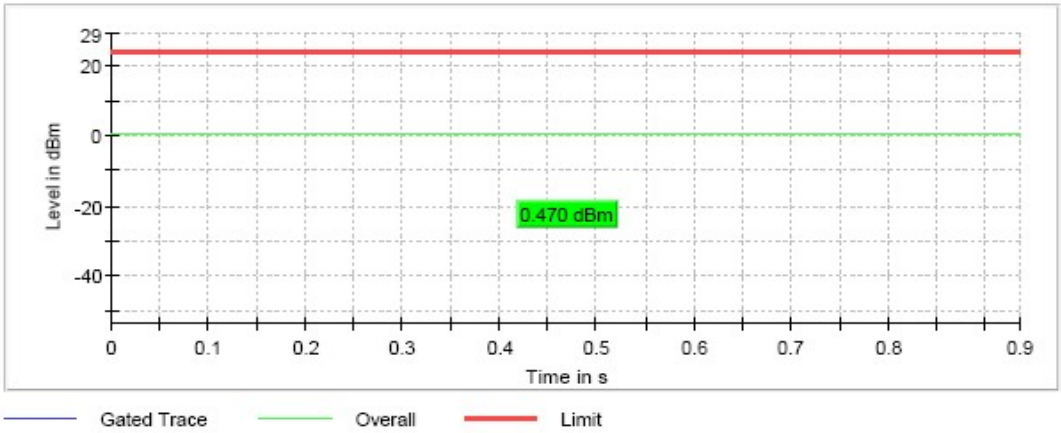

TEST RESULTS (Cont.)	RSS CHANNEL

Frequency: 5580 MHz

Maximum declared antenna gain: -2.5 dBi

	Middle frequency 5580 MHz
Maximum conducted power (dBm)	1.43
Maximum EIRP power (dBm)	-1.07
Measurement uncertainty (dB)	<±0.78

The maximum directional gain of the antenna is less than 6 dBi and therefore the maximum output power is not required to be reduced from the stated values.

TEST RESULTS (Cont.):	CONDUCTED OUTPUT POWER

Middle Channel

TEST RESULTS	ac mode (40 MHz)

Maximum declared antenna gain: -2.5 dBi

	Lowest frequency 5510 MHz	Middle frequency 5590 MHz	Highest frequency 5710 MHz
Maximum conducted power (dBm)	1.3	1.5	1.0
Maximum EIRP power (dBm)	-1.2	-1.0	-1.5
Measurement uncertainty (dB)	<±0.78		

The maximum directional gain of the antenna is less than 6 dBi and therefore the maximum output power is not required to be reduced from the stated values.

TEST RESULTS (Cont.):	CONDUCTED OUTPUT POWER

Lowest Channel

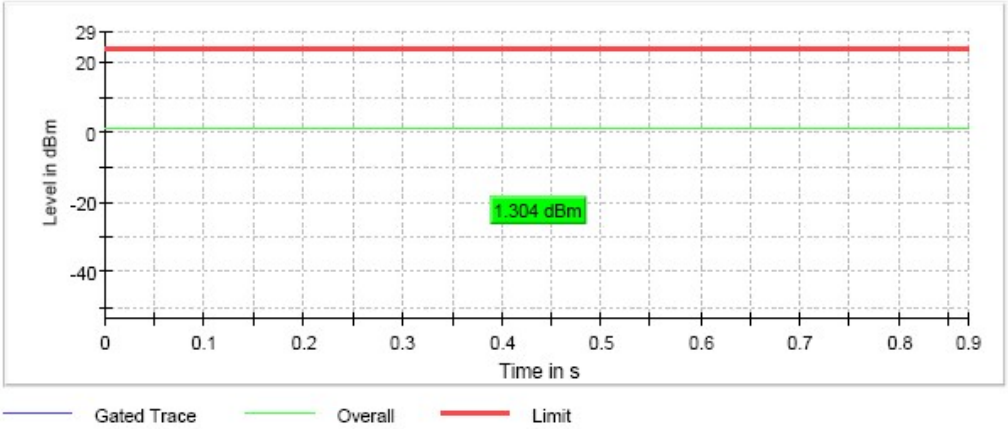

Middle Channel

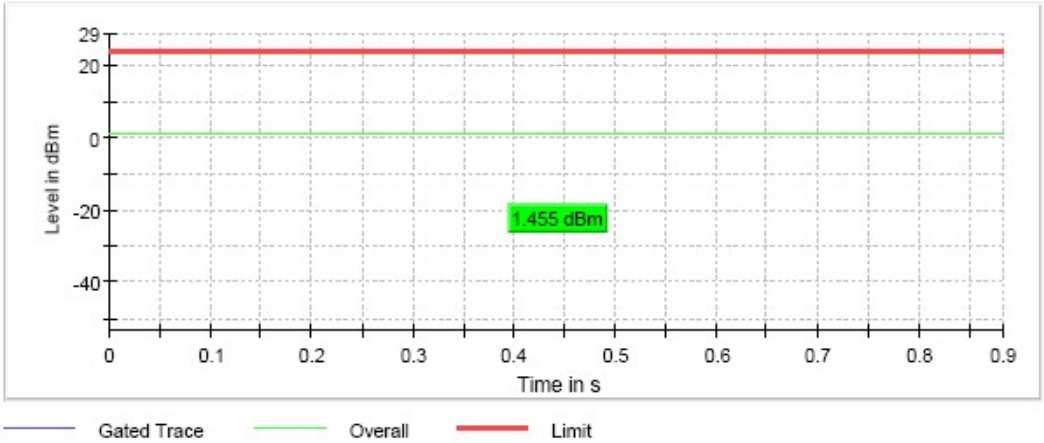

TEST RESULTS (Cont.)	

Highest Channel

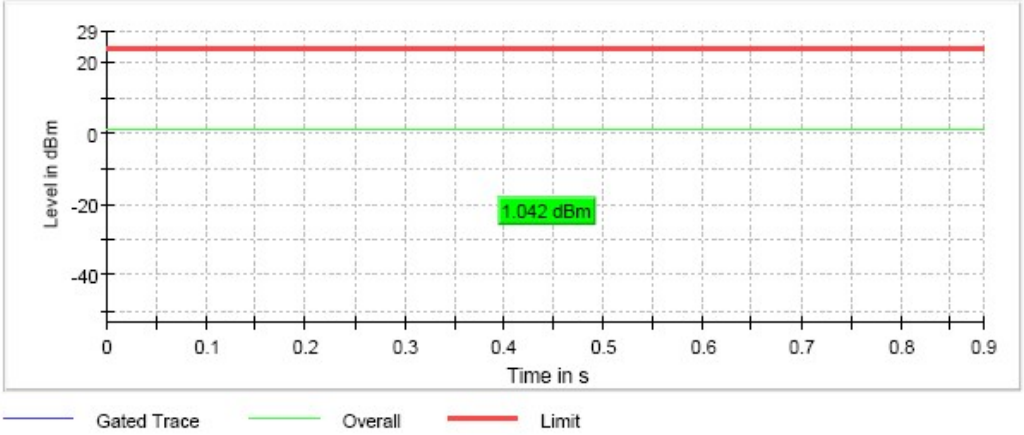

TEST RESULTS (Cont.)	RSS CHANNEL

Frequency: 5500 MHz

Maximum declared antenna gain: -2.5 dBi

	Middle frequency 5500 MHz
Maximum conducted power (dBm)	1.44
Maximum EIRP power (dBm)	-1.06
Measurement uncertainty (dB)	<±0.78

The maximum directional gain of the antenna is less than 6 dBi and therefore the maximum output power is not required to be reduced from the stated values.

TEST RESULTS (Cont.):	CONDUCTED OUTPUT POWER

Middle Channel

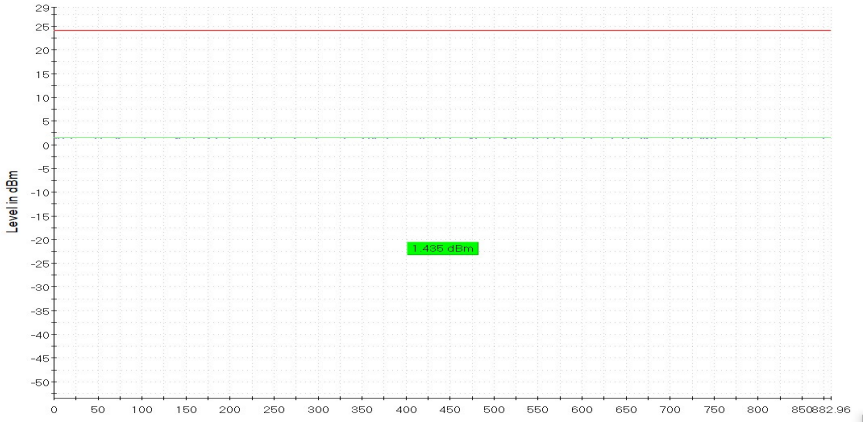

TEST RESULTS	ac mode (80 MHz)

Maximum declared antenna gain: -2.5 dBi

	Lowest frequency 5530 MHz	Middle frequency 5610 MHz	Highest frequency 5690 MHz
Maximum conducted power (dBm)	1.2	1.3	2.0
Maximum EIRP power (dBm)	-1.3	-1.2	-0.5
Measurement uncertainty (dB)	<±0.78		

The maximum directional gain of the antenna is less than 6 dBi and therefore the maximum output power is not required to be reduced from the stated values.

TEST RESULTS (Cont.):	CONDUCTED OUTPUT POWER

Lowest Channel

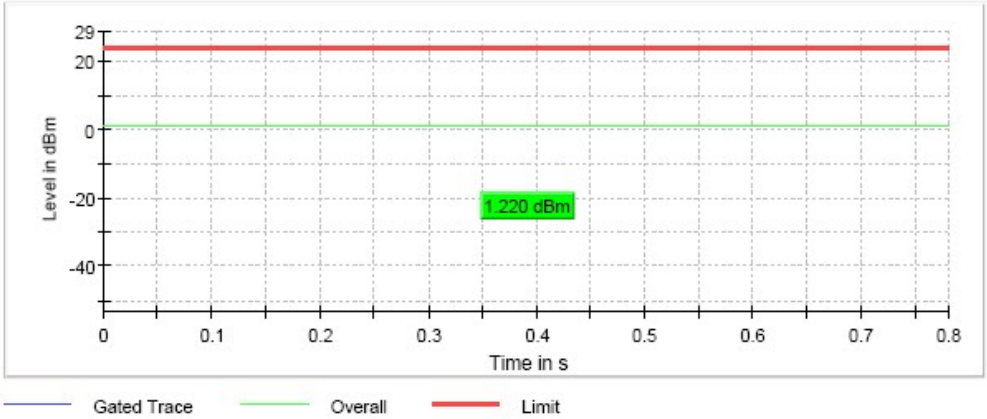

TEST RESULTS (Cont.)	

Middle Channel

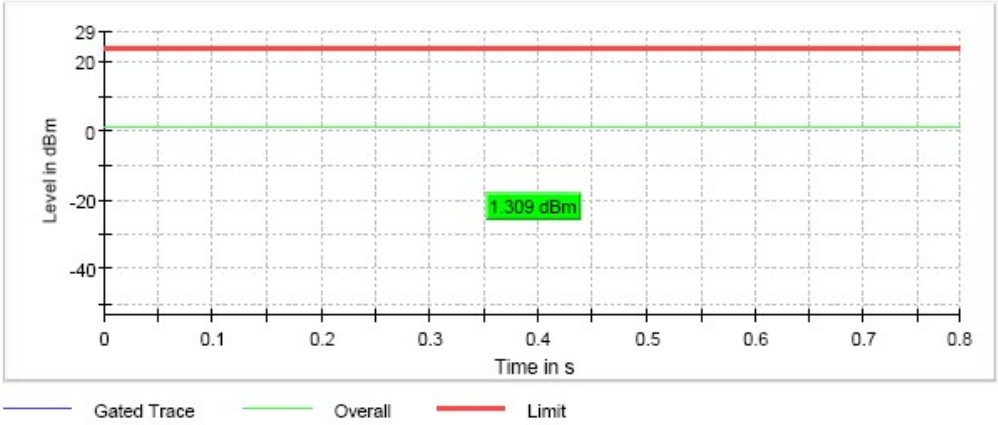

Highest Channel

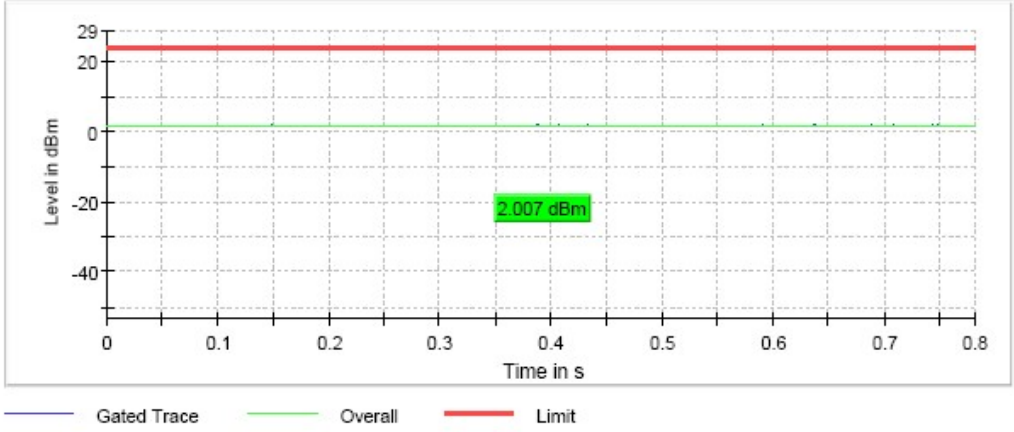

TEST D.4: POWER SPECTRAL DENSITY

LIMITS:	Product standard:	Part 15 Subpart C §15.407 and RSS-247
	Test standard:	Part 15 Subpart C §15.407(a) (1) (5) and RSS-247 6.2.1.1

LIMITS

In the band 5.15-5.25 GHz, the maximum conducted output power over the frequency band of operation shall not exceed 1 W provided the maximum antenna gain does not exceed 6 dBi. In addition, the maximum power spectral density shall not exceed 17 dBm in any 1 megahertz band. If transmitting antennas of directional gain greater than 6 dBi are used, both the maximum conducted output power and the maximum power spectral density shall be reduced by the amount in dB that the directional gain of the antenna exceeds 6 dBi.

TEST SETUP	

For all modes, the maximum power spectral density level in the fundamental emission was measured using the method according to point F) (Method SA-1) of Guidance 789033 D02 General UNII Test Procedures New Rules v01.

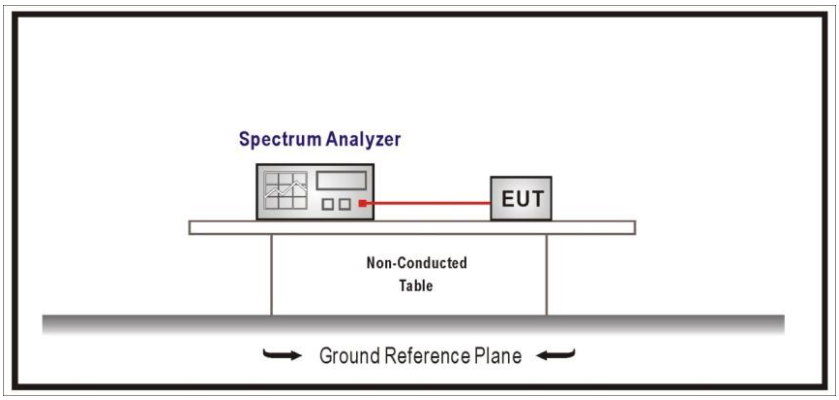

TESTED SAMPLES:	S/01
TESTED CONDITIONS MODES:	TC#01 **(a mode)**
TEST RESULTS:	PASS

Bandwidth: 20 MHz

	Lowest frequency 5500 MHz	Middle frequency 5600 MHz	Highest frequency 5720 MHz
Power spectral density (dBm)	-10.718	-9.449	-11.511
Measurement uncertainty (dB)	<±0.78		

TEST RESULTS (Cont.):	

Low Channel

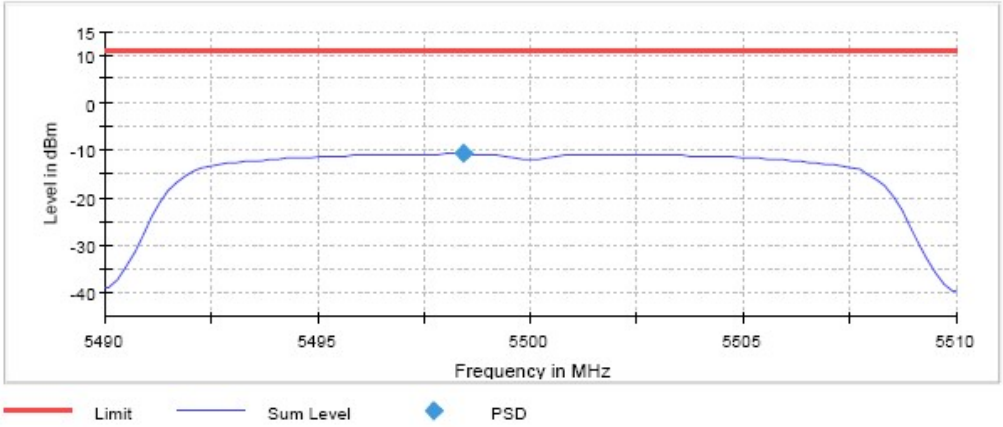

Middle Channel

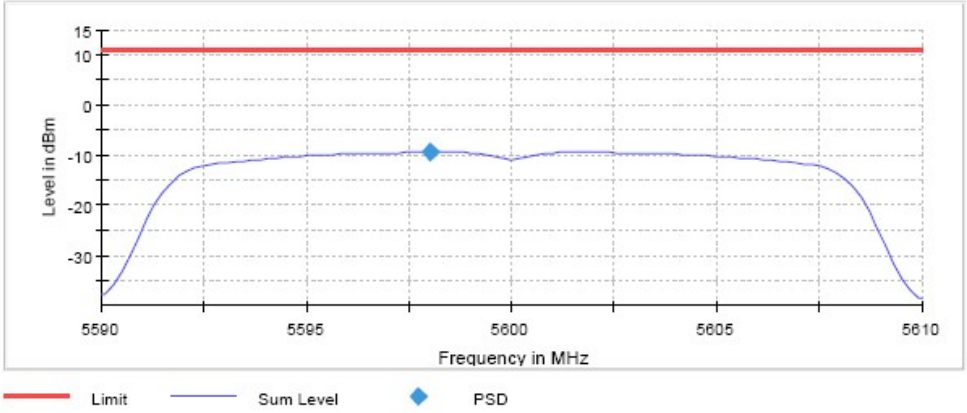

High Channel

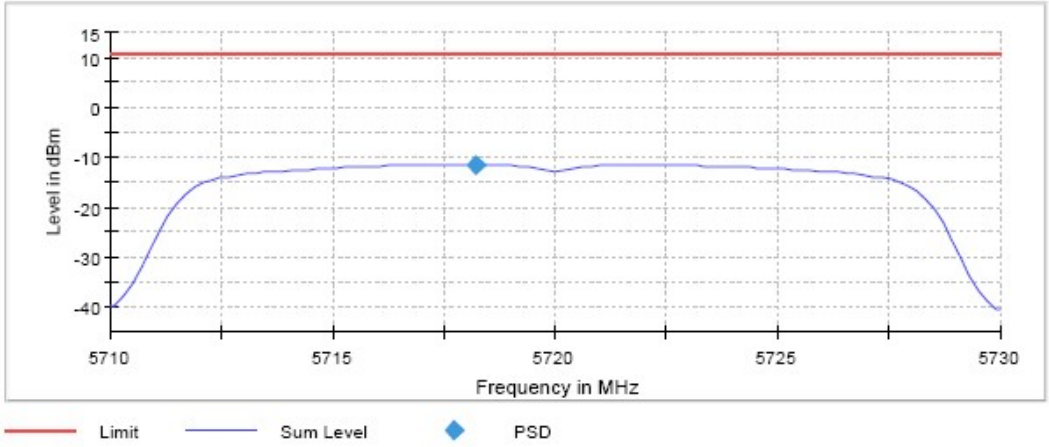

TEST RESULTS (Cont.):	

Measurement

Setting	Instrument Value	Instrument Value	Instrument Value
Start Frequency	5.49000 GHz	5.59000 GHz	5.71000 GHz
Stop Frequency	5.51000 GHz	5.61000 GHz	5.73000 GHz
Span	20.000 MHz	20.000 MHz	20.000 MHz
RBW	1.000 MHz	1.000 MHz	1.000 MHz
VBW	3.000 MHz	3.000 MHz	3.000 MHz
SweepPoints	101	101	101
Sweeptime	2.020 s	2.020 s	2.020 s
Reference Level	0.000 dBm	0.000 dBm	0.000 dBm
Attenuation	20.000 dB	20.000 dB	20.000 dB
Detector	RMS	RMS	RMS
SweepCount	3	3	3
Filter	3 dB	3 dB	3 dB
Trace Mode	Max Hold	Max Hold	Max Hold
Sweeptype	Sweep	Sweep	Sweep
Preamp	off	off	off
Stablemode	Trace	Trace	Trace
Stablevalue	0.30 dB	0.30 dB	0.30 dB
Run	4 / max. 150	4 / max. 150	4 / max. 150
Stable	3 / 3	3 / 3	3 / 3
Max Stable	0.02 dB	0.03 dB	0.05 dB

TEST RESULTS(Cont.)	RSS CHANNEL

Frequency: 5580 MHz

	Middle frequency 5580 MHz
Power spectral density (dBm)	-9.983
Measurement uncertainty (dB)	<±0.78

TEST RESULTS (Cont.):

Mid Channel

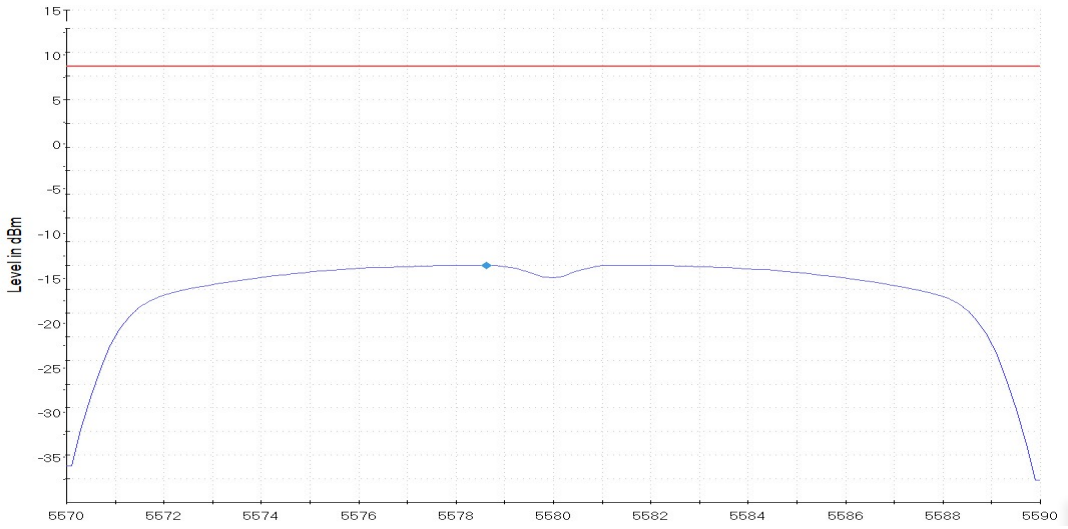

TEST RESULTS (Cont.):	

Measurement

Setting	Instrument Value
Start Frequency	5.57000 GHz
Stop Frequency	5.59000 GHz
Span	20.000 MHz
RBW	1.000 MHz
VBW	3.000 MHz
SweepPoints	101
Sweeptime	2.020 s
Reference Level	0.000 dBm
Attenuation	20.000 dB
Detector	RMS
SweepCount	3
Filter	3 dB
Trace Mode	Max Hold
Sweeptype	Sweep
Preamp	off
Stablemode	Trace
Stablevalue	0.30 dB
Run	6 / max. 150
Stable	3 / 3
Max Stable Difference	0.06 dB

TESTED SAMPLES:	S/01
TESTED CONDITIONS MODES:	TC#02 (n mode)
TEST RESULTS:	PASS

Bandwidth: 20 MHz

	Lowest frequency 5500 MHz	Middle frequency 5600 MHz	Highest frequency 5720 MHz
Power spectral density (dBm)	-11.289	-9.946	-11.735
Measurement uncertainty (dB)	<±0.78		

TEST RESULTS (Cont.):	

Low Channel

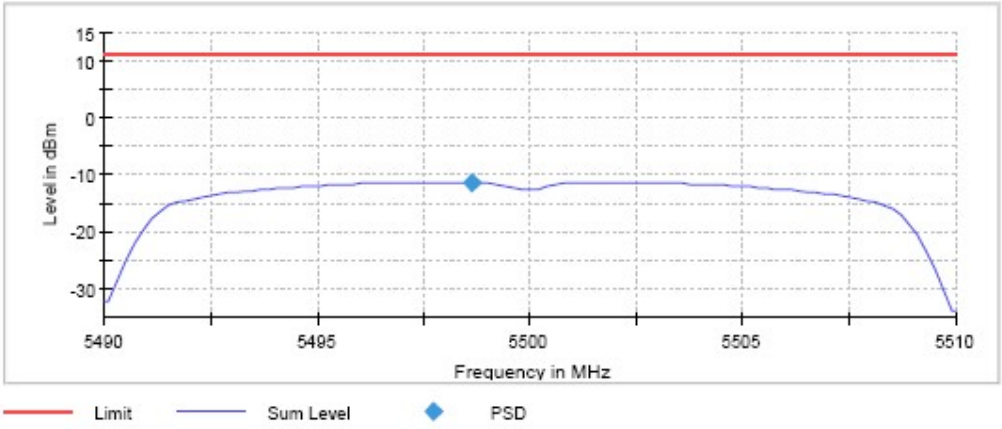

TEST RESULTS (Cont.):	

Middle Channel

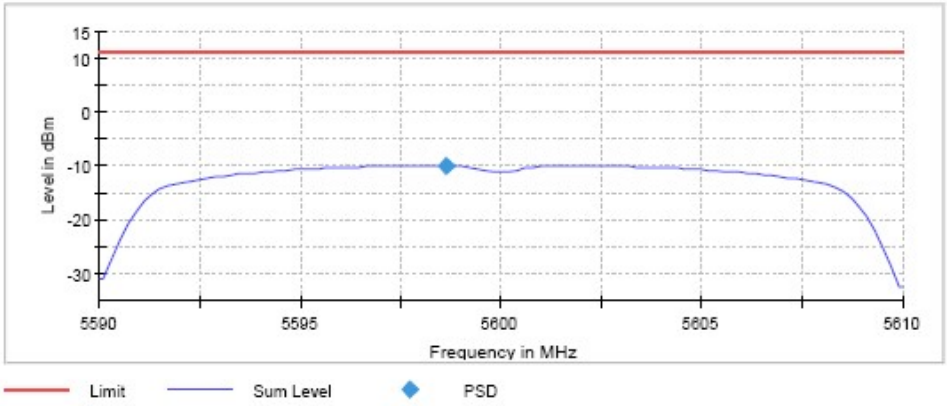

High Channel

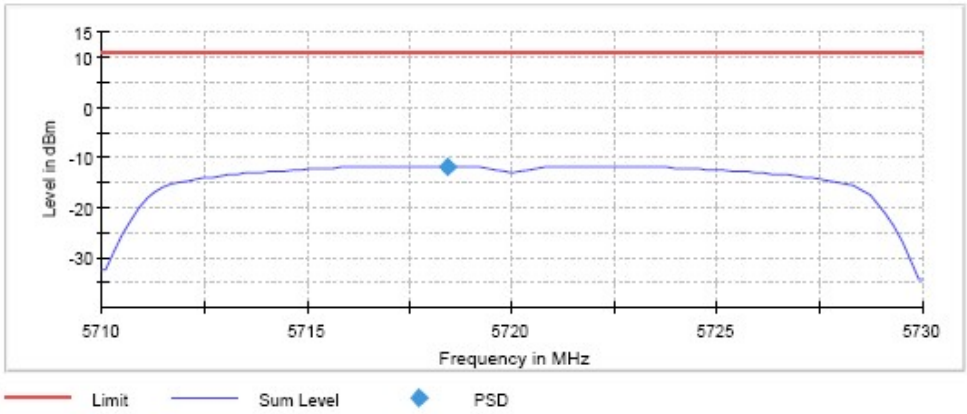

TEST RESULTS (Cont.):	

Measurement

Setting	Instrument Value	Instrument Value	Instrument Value
Start Frequency	5.49000 GHz	5.59000 GHz	5.71000 GHz
Stop Frequency	5.51000 GHz	5.61000 GHz	5.73000 GHz
Span	20.000 MHz	20.000 MHz	20.000 MHz
RBW	1.000 MHz	1.000 MHz	1.000 MHz
VBW	3.000 MHz	3.000 MHz	3.000 MHz
SweepPoints	101	101	101
Sweeptime	2.020 s	2.020 s	2.020 s
Reference Level	0.000 dBm	0.000 dBm	0.000 dBm
Attenuation	20.000 dB	20.000 dB	20.000 dB
Detector	RMS	RMS	RMS
SweepCount	3	3	3
Filter	3 dB	3 dB	3 dB
Trace Mode	Max Hold	Max Hold	Max Hold
Sweeptype	Sweep	Sweep	Sweep
Preamp	off	off	off
Stablemode	Trace	Trace	Trace
Stablevalue	0.30 dB	0.30 dB	0.30 dB
Run	4 / max. 150	4 / max. 150	4 / max. 150
Stable	3 / 3	3 / 3	3 / 3
Max Stable Difference	0.03 dB	0.04 dB	0.04 dB

TEST RESULTS(Cont.)	RSS CHANNEL

Frequency: 5580 MHz

	Middle frequency 5580 MHz
Power spectral density (dBm)	-9.558
Measurement uncertainty (dB)	<±0.78

TEST RESULTS (Cont.):

Mid Channel

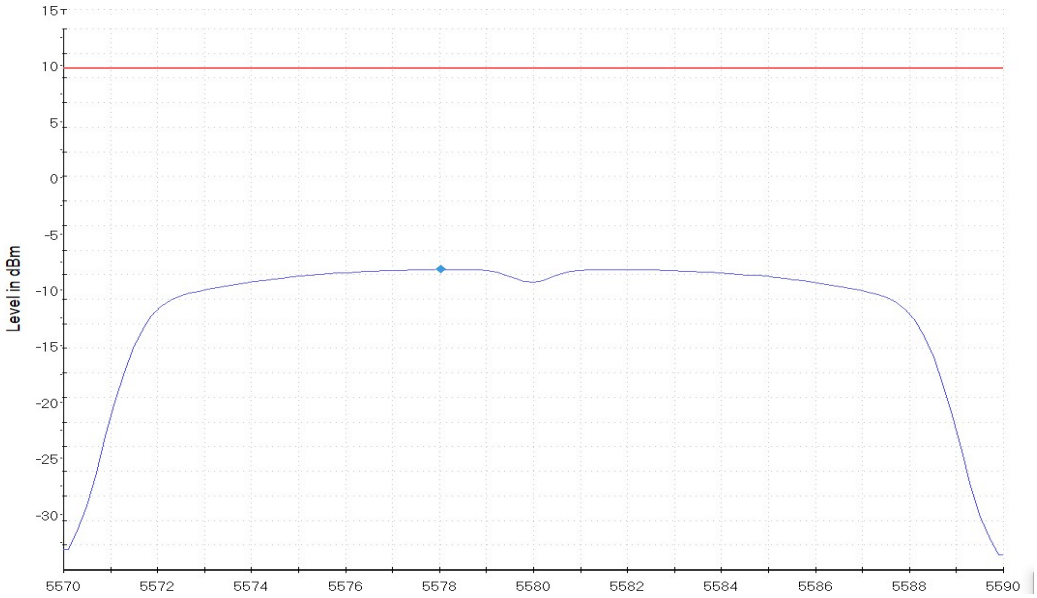

TEST RESULTS (Cont.):	

Measurement

Setting	Instrument Value
Start Frequency	5.57000 GHz
Stop Frequency	5.59000 GHz
Span	20.000 MHz
RBW	1.000 MHz
VBW	3.000 MHz
SweepPoints	101
Sweeptime	2.020 s
Reference Level	0.000 dBm
Attenuation	20.000 dB
Detector	RMS
SweepCount	3
Filter	3 dB
Trace Mode	Max Hold
Sweeptype	Sweep
Preamp	off
Stablemode	Trace
Stablevalue	0.30 dB
Run	2 / max. 150
Stable	3 / 3
Max Stable Difference	0.03 dB

TEST RESULTS (Cont.):	n Mode

Bandwidth: 40 MHz

	Lowest frequency 5510 MHz	Middle frequency 5590 MHz	Highest frequency 5710 MHz
Power spectral density (dBm)	-13.005	-13.146	-13.504
Measurement uncertainty (dB)	<±0.78		

TEST RESULTS (Cont.):	

Lowest Channel

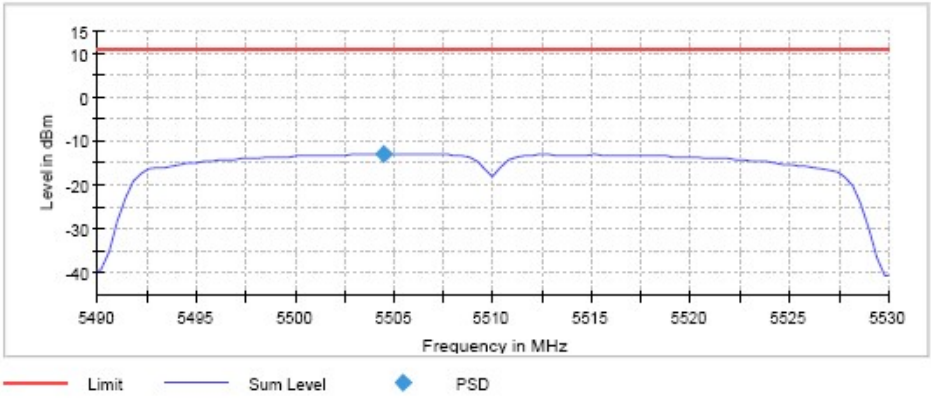

Middle Channel

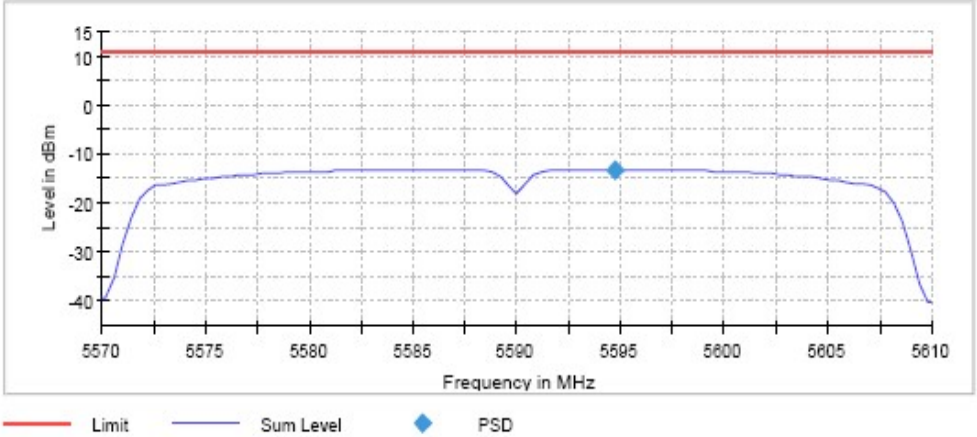

TEST RESULTS (Cont.):	

Highest Channel

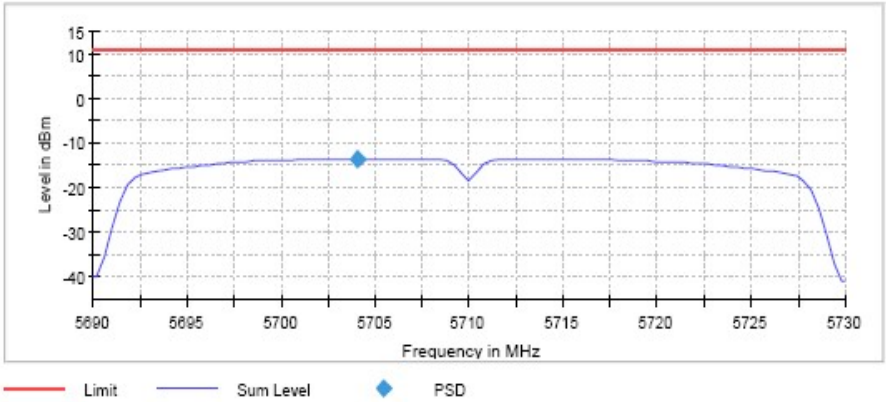

Measurement

Setting	Instrument Value	Instrument Value	Instrument Value
Start Frequency	5.49000 GHz	5.57000 GHz	5.69000 GHz
Stop Frequency	5.53000 GHz	5.61000 GHz	5.73000 GHz
Span	40.000 MHz	40.000 MHz	40.000 MHz
RBW	1.000 MHz	1.000 MHz	1.000 MHz
VBW	3.000 MHz	3.000 MHz	3.000 MHz
SweepPoints	101	101	101
Sweeptime	2.020 s	2.020 s	2.020 s
Reference Level	0.000 dBm	0.000 dBm	0.000 dBm
Attenuation	20.000 dB	20.000 dB	20.000 dB
Detector	RMS	RMS	RMS
SweepCount	3	3	3
Filter	3 dB	3 dB	3 dB
Trace Mode	Max Hold	Max Hold	Max Hold
Sweeptype	Sweep	Sweep	Sweep
Preamp	off	off	off
Stablemode	Trace	Trace	Trace
Stablevalue	0.30 dB	0.30 dB	0.30 dB
Run	4 / max. 150	4 / max. 150	4 / max. 150
Stable	3 / 3	3 / 3	3 / 3
Max Stable	0.05 dB	0.03 dB	0.03 dB

TEST RESULTS(Cont.)	RSS CHANNEL

Frequency: 5500 MHz

	Middle frequency 5500 MHz
Power spectral density (dBm)	-13.178
Measurement uncertainty (dB)	<±0.78

TEST RESULTS (Cont.):	

Mid Channel

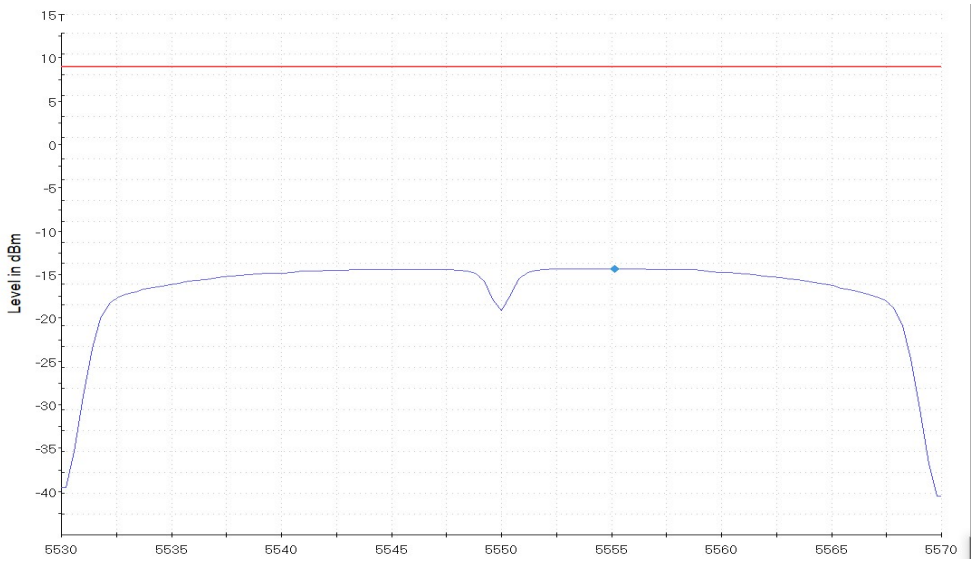

TEST RESULTS (Cont.):	

Measurement

Setting	Instrument Value
Start Frequency	5.53000 GHz
Stop Frequency	5.57000 GHz
Span	40.000 MHz
RBW	1.000 MHz
VBW	3.000 MHz
SweepPoints	101
Sweeptime	2.020 s
Reference Level	0.000 dBm
Attenuation	20.000 dB
Detector	RMS
SweepCount	3
Filter	3 dB
Trace Mode	Max Hold
Sweeptype	Sweep
Preamp	off
Stablemode	Trace
Stablevalue	0.30 dB
Run	4 / max. 150
Stable	3 / 3
Max Stable Difference	0.03 dB

TESTED SAMPLES:	S/01
TESTED CONDITIONS MODES:	TC#03 **(ac mode)**
TEST RESULTS:	PASS

Bandwidth: 20 MHz

	Lowest frequency 5500 MHz	Middle frequency 5600 MHz	Highest frequency 5720 MHz
Power spectral density (dBm)	-11.313	-9.982	-11.795
Measurement uncertainty (dB)	<±0.78		

Lowest Channel

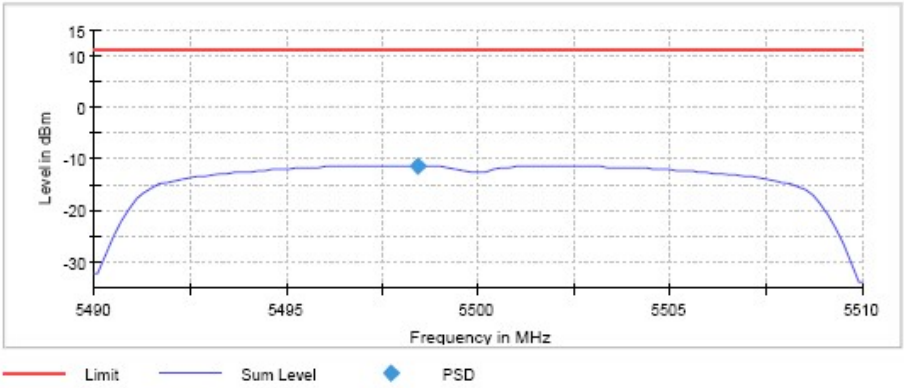

Middle Channel

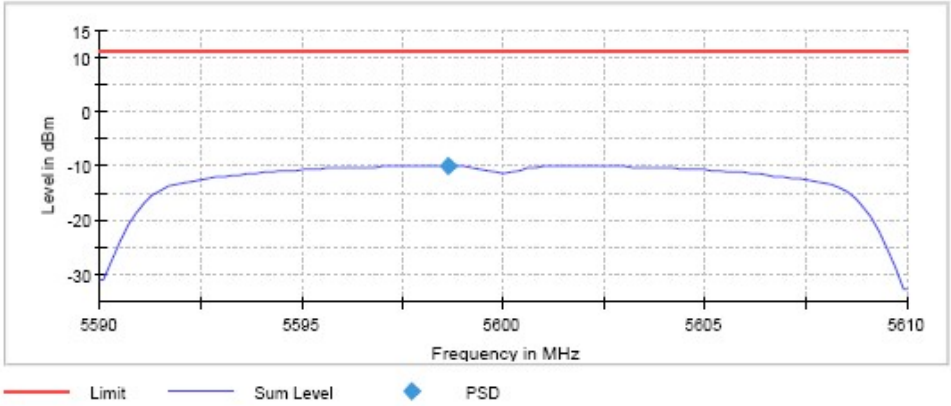

TEST RESULTS (Cont.)	

Highest Channel

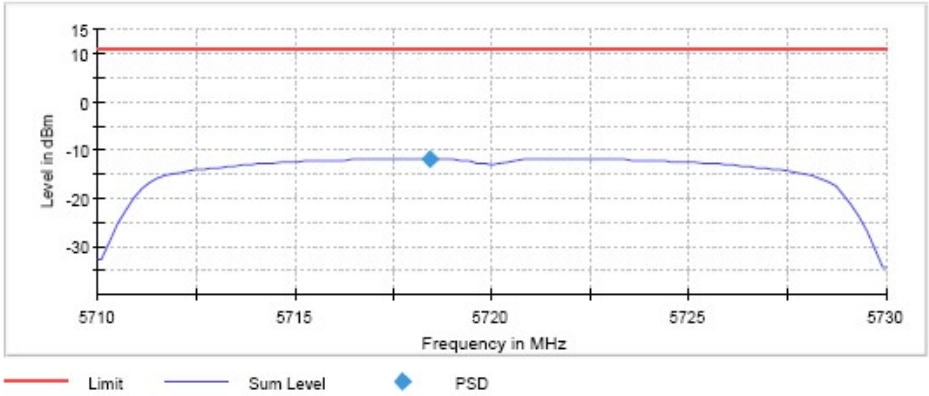

Measurement

Setting	Instrument Value	Instrument Value	Instrument Value
Start Frequency	5.49000 GHz	5.59000 GHz	5.71000 GHz
Stop Frequency	5.51000 GHz	5.61000 GHz	5.73000 GHz
Span	20.000 MHz	20.000 MHz	20.000 MHz
RBW	1.000 MHz	1.000 MHz	1.000 MHz
VBW	3.000 MHz	3.000 MHz	3.000 MHz
SweepPoints	101	101	101
Sweeptime	2.020 s	2.020 s	2.020 s
Reference Level	0.000 dBm	0.000 dBm	0.000 dBm
Attenuation	20.000 dB	20.000 dB	20.000 dB
Detector	RMS	RMS	RMS
SweepCount	3	3	3
Filter	3 dB	3 dB	3 dB
Trace Mode	Max Hold	Max Hold	Max Hold
Sweeptype	Sweep	Sweep	Sweep
Preamp	off	off	off
Stablemode	Trace	Trace	Trace
Stablevalue	0.30 dB	0.30 dB	0.30 dB
Run	4 / max. 150	4 / max. 150	4 / max. 150
Stable	3 / 3	3 / 3	3 / 3
Max Stable Difference	0.03 dB	0.03 dB	0.02 dB

TEST RESULTS(Cont.)	RSS CHANNEL

Frequency: 5580 MHz

	Middle frequency 5580 MHz
Power spectral density (dBm)	-9.967
Measurement uncertainty (dB)	<±0.78

TEST RESULTS (Cont.):

Mid Channel

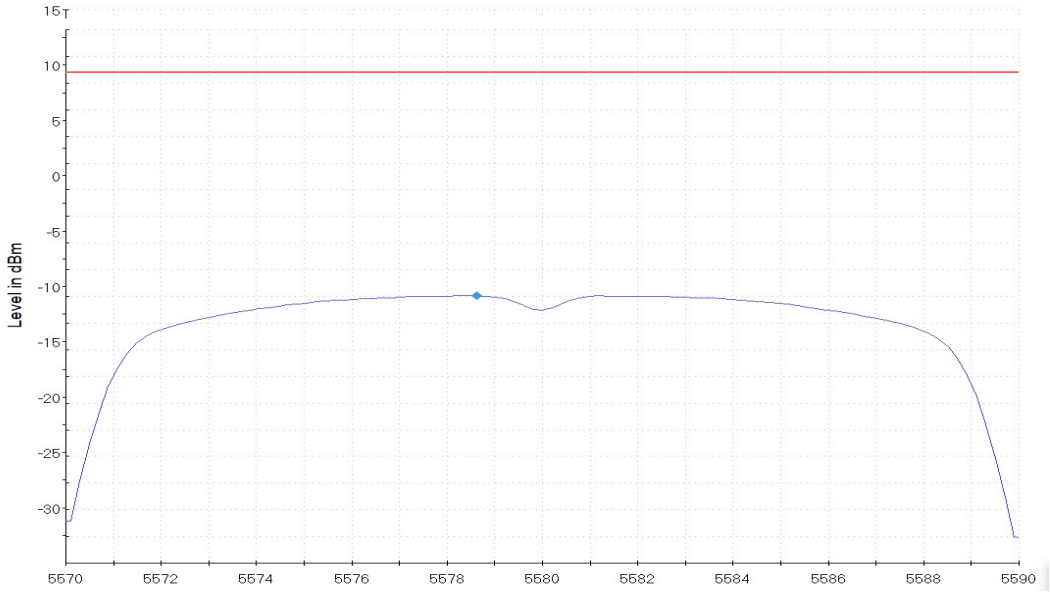

TEST RESULTS (Cont.):	

Measurement

Setting	Instrument Value
Start Frequency	5.57000 GHz
Stop Frequency	5.59000 GHz
Span	20.000 MHz
RBW	1.000 MHz
VBW	3.000 MHz
SweepPoints	101
Sweeptime	2.020 s
Reference Level	0.000 dBm
Attenuation	20.000 dB
Detector	RMS
SweepCount	3
Filter	3 dB
Trace Mode	Max Hold
Sweeptype	Sweep
Preamp	off
Stablemode	Trace
Stablevalue	0.30 dB
Run	10 / max. 150
Stable	3 / 3
Max Stable Difference	0.12 dB

TEST RESULTS	ac Mode (40 MHz)

	Lowest frequency 5510 MHz	Middle frequency 5590 MHz	Highest frequency 5710 MHz
Power spectral density (dBm)	-13.050	-13.166	-13.434
Measurement uncertainty (dB)	<±0.78		

TEST RESULTS (Cont.):

Lowest Channel

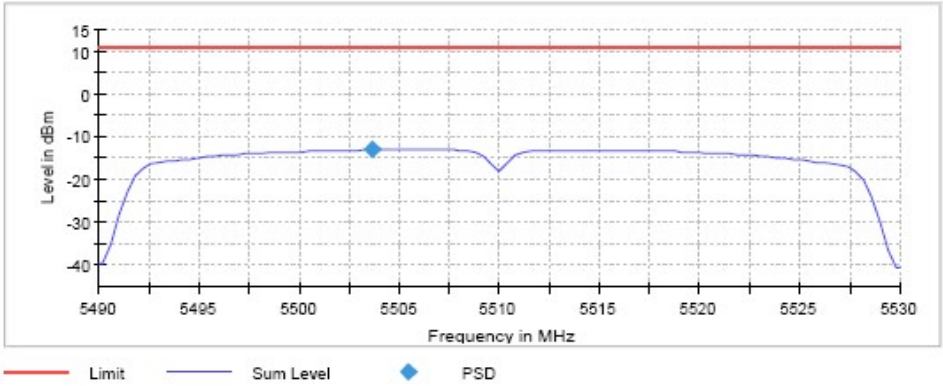

Middle Channel

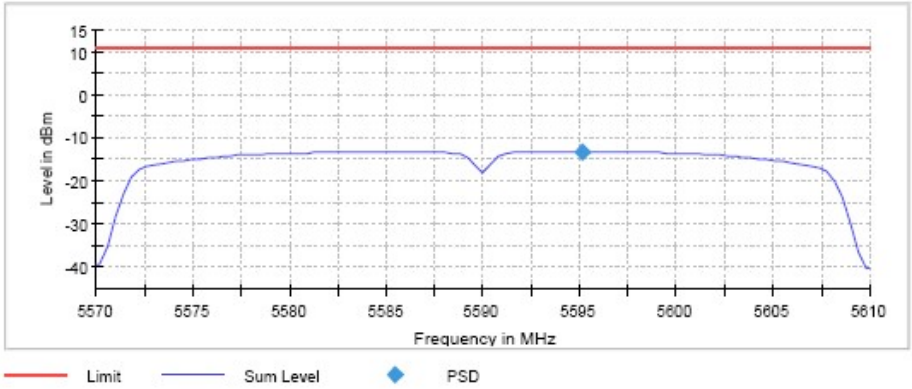

TEST RESULTS (Cont.):	

Highest Channel

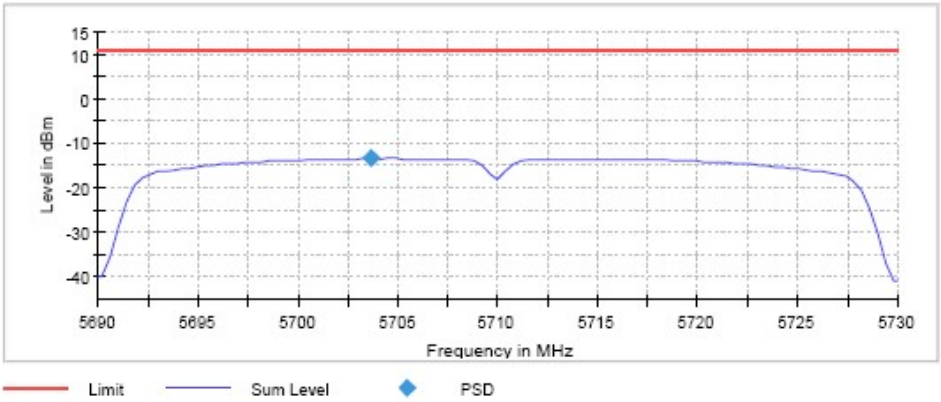

Measurement

Setting	Instrument Value	Instrument Value	Instrument Value
Start Frequency	5.49000 GHz	5.57000 GHz	5.69000 GHz
Stop Frequency	5.53000 GHz	5.61000 GHz	5.73000 GHz
Span	40.000 MHz	40.000 MHz	40.000 MHz
RBW	1.000 MHz	1.000 MHz	1.000 MHz
VBW	3.000 MHz	3.000 MHz	3.000 MHz
SweepPoints	101	101	101
Sweeptime	2.020 s	2.020 s	2.020 s
Reference Level	0.000 dBm	0.000 dBm	0.000 dBm
Attenuation	20.000 dB	20.000 dB	20.000 dB
Detector	RMS	RMS	RMS
SweepCount	3	3	3
Filter	3 dB	3 dB	3 dB
Trace Mode	Max Hold	Max Hold	Max Hold
Sweeptype	Sweep	Sweep	Sweep
Preamp	off	off	off
Stablemode	Trace	Trace	Trace
Stablevalue	0.30 dB	0.30 dB	0.30 dB
Run	4 / max. 150	4 / max. 150	4 / max. 150
Stable	3 / 3	3 / 3	3 / 3
Max Stable Difference	0.05 dB	0.04 dB	0.04 dB

TEST RESULTS(Cont.)	RSS CHANNEL

Frequency: 5500 MHz

	Middle frequency 5500 MHz
Power spectral density (dBm)	-13.178
Measurement uncertainty (dB)	<±0.78

TEST RESULTS (Cont.):

Mid Channel

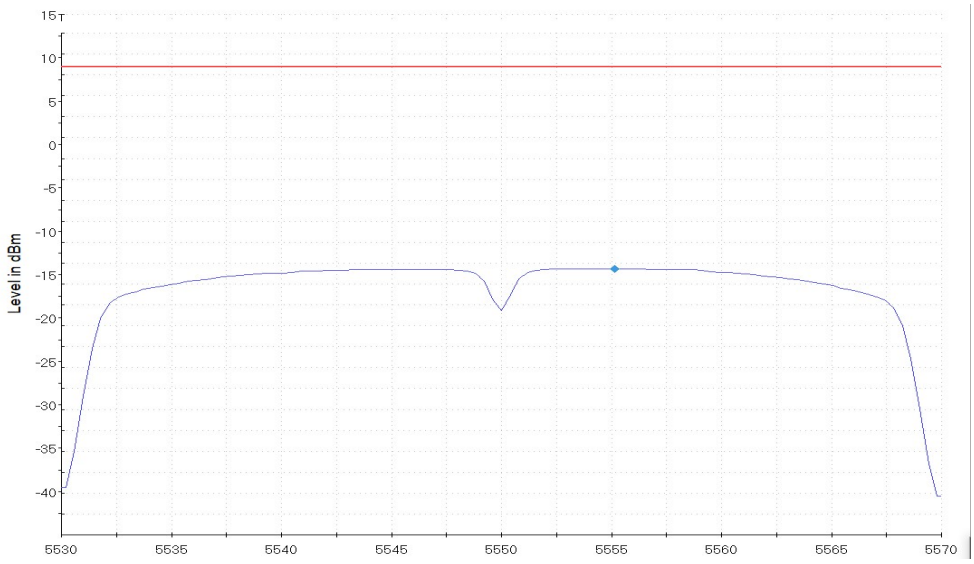

TEST RESULTS (Cont.):	

Measurement

Setting	Instrument Value
Start Frequency	5.53000 GHz
Stop Frequency	5.57000 GHz
Span	40.000 MHz
RBW	1.000 MHz
VBW	3.000 MHz
SweepPoints	101
Sweeptime	2.020 s
Reference Level	0.000 dBm
Attenuation	20.000 dB
Detector	RMS
SweepCount	3
Filter	3 dB
Trace Mode	Max Hold
Sweeptype	Sweep
Preamp	off
Stablemode	Trace
Stablevalue	0.30 dB
Run	4 / max. 150
Stable	3 / 3
Max Stable Difference	0.03 dB

TEST RESULTS	ac Mode (80 MHz)

	Lowest frequency 5530 MHz	Middle frequency 5610 MHz	Highest frequency 5690 MHz
Power spectral density (dBm)	-16.953	-16.861	-16.210
Measurement uncertainty (dB)	<±0.78		

TEST RESULTS (Cont.):

Lowest Channel

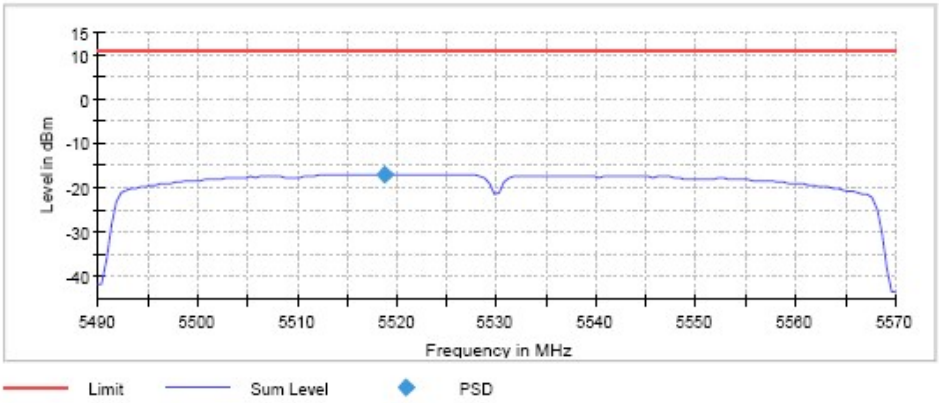

Middle Channel

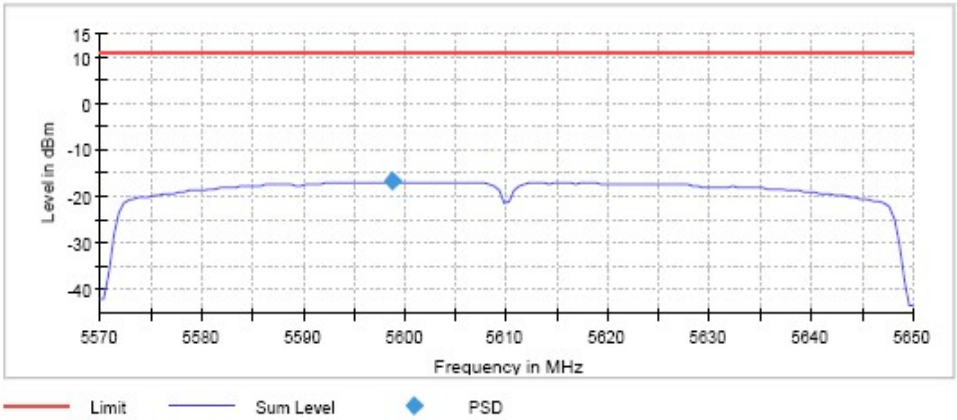

TEST RESULTS (Cont.):	

Highest Channel

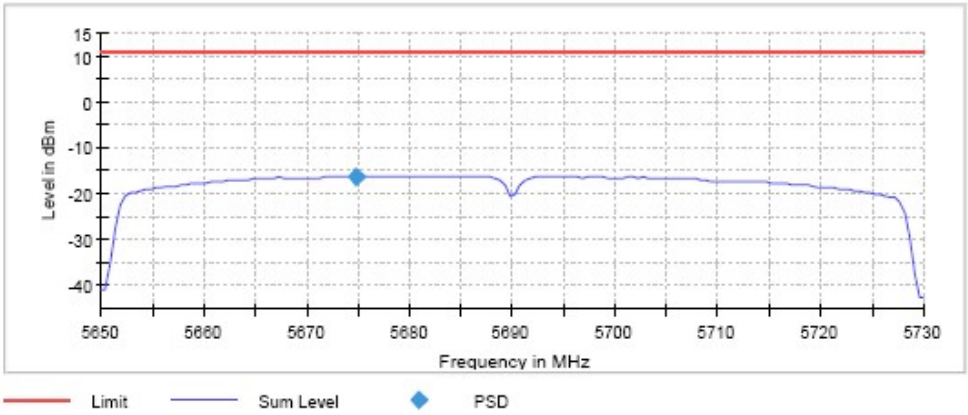

Measurement

Setting	Instrument Value	Instrument Value	Instrument Value
Start Frequency	5.49000 GHz	5.57000 GHz	5.65000 GHz
Stop Frequency	5.57000 GHz	5.65000 GHz	5.73000 GHz
Span	80.000 MHz	80.000 MHz	80.000 MHz
RBW	1.000 MHz	1.000 MHz	1.000 MHz
VBW	3.000 MHz	3.000 MHz	3.000 MHz
SweepPoints	160	160	160
Sweeptime	3.200 s	3.200 s	3.200 s
Reference Level	0.000 dBm	0.000 dBm	0.000 dBm
Attenuation	20.000 dB	20.000 dB	20.000 dB
Detector	RMS	RMS	RMS
SweepCount	3	3	3
Filter	3 dB	3 dB	3 dB
Trace Mode	Max Hold	Max Hold	Max Hold
Sweeptype	Sweep	Sweep	Sweep
Preamp	off	off	off
Stablemode	Trace	Trace	Trace
Stablevalue	0.30 dB	0.30 dB	0.30 dB
Run	4 / max. 150	4 / max. 150	4 / max. 150
Stable	3 / 3	3 / 3	3 / 3
Max Stable Difference	0.05 dB	0.04 dB	0.05 dB