Panasonic

Automotive & Industrial Systems Company
Panasonic Corporation
4261 Ikonobe-cho, Tsuzuki-ku, Yokohama City
224-8520, Japan Tel +81-45-939-6111
http://panasonic.co.jp/pas/en/index.html

SMART KEY SYSTEM USER MANUAL

Panasonic Corporation
Automotive & Industrial Systems Company

Panasonic

What is the *SMART KEY SYSTEM* ?

FOB KEY

This system allows you to operate the vehicle without an ignition key. When you carry the remote with you, you can lock/unlock the door(s), unlock the trunk, and start the engine.

Panasonic

Operating Range of *SMART KEY SYSTEM*

**ID authentication* is carried out when you operate the door handle knob and the tailgate knob. If the ID authentication succeeds, you can open doors and the tailgate.

*bidirectional communication between Car and FOB Key

Operating Range of unlocking doors and the tailgate function

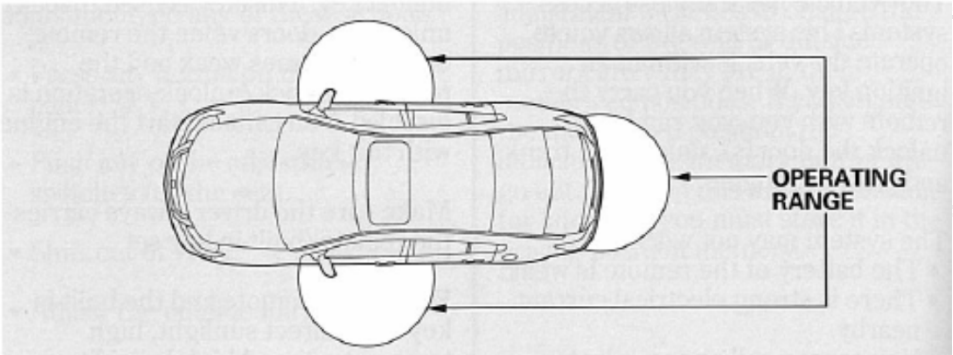

You can lock/unlock the doors within about a 32 inch (about 80 cm) radius from the outside door handle. You can open the trunk within about a 32 inch (about 80 cm) radius from the trunk release switch.

Panasonic

Operating Range of starting the Engine function

Operating Range of starting the Engine function is in the car except on the Instrument Panel, on the Rear shelf.

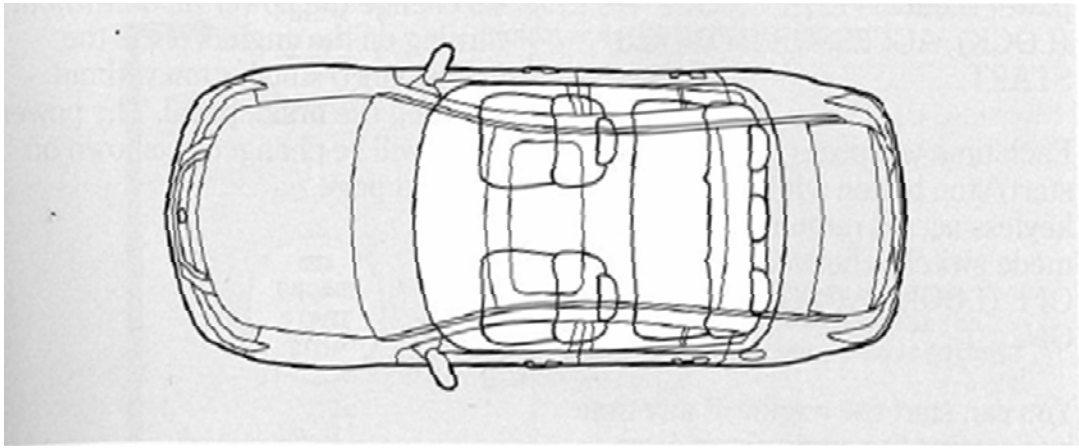

Panasonic

Door Unlock and Lock

You can unlock and lock doors from driver's door handle and assistant's door handle

Door Unlock

If a door handle is grasped, all doors and the tailgate are unlocked.
At this time, answerback buzzer sounds "pip" and hazard flusher blink twice.

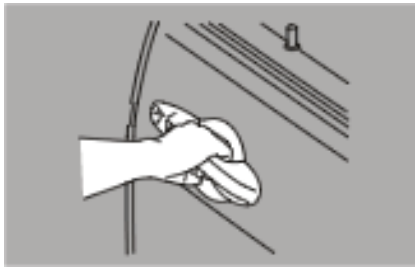

Door Lock

If a door handle outside portion is touched, all doors and the tailgate are locked.
At that time, answerback buzzer sounds "pip" and hazard flusher blink one time.

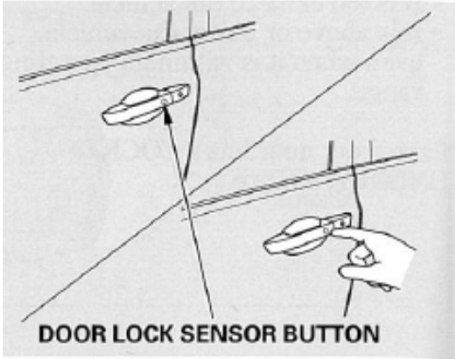

Panasonic

Trunk Unlock and Lock

Locking and Unlocking the Trunk
When you close the trunk with all doors locked, the trunk will lock.

When you unlock all the doors with the remote, built-in key or power door lock master switch, the trunk will unlock.

The trunk cannot be locked if:

- The remote is too close to the trunk lid.
- The remote is on the interior rear panel.
- The remote is too close to the seat-back of the rear seat or the seat cushion.

Opening and Closing the Trunk

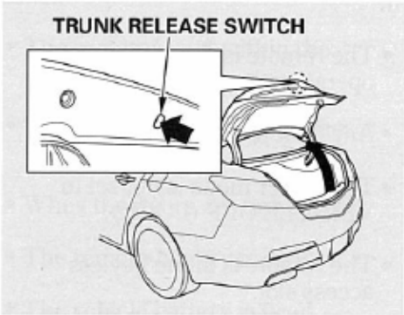

When the trunk is locked, you can open it in any of these ways:

- Press the trunk release button inside the vehicle.
- Press the trunk button on the remcte.
- Push the trunk release switch when carrying the remote (if the doors are locked).

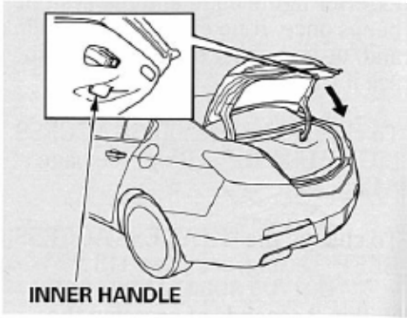

To close the trunk, use the inner handle to lower the lid, then press down on the back edge.

Before closing the trunk, make sure the remote is not in the trunk.

If you close the trunk when the remote is in it, the system beeps, and the trunk reopens.

Panasonic

Engine Start Button

There are the following five states in the Engine Start Button .

Power Mode	VEHICLE OFF (LOCK)	ACCESSORY	ON Green OFF	START
With Keyless Access System and Engine Start/Stop Button	Indicator-Off • Engine is turned off and power is shut down. • The steering wheel is locked. • No electrical components can be used.	Indicator-Green • Engine is turned off. • Some electrical components such as the audio system and accessory power sockets can be operated.	Indicator- Green (engine is turned off) Off (engine is running) • All electrical components can be used.	Indicator-Off • The mode automatically returns to ON after the engine starts. The indicator goes off.

Panasonic

How to start Engine

Starting the Engine

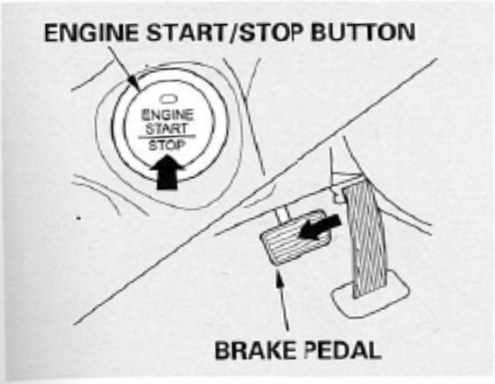

You can start the engine in any power mode.

To start the engine:
1. Move the shift lever to Park (P).

2. Depress the brake pedal and press the engine start/stop button.

Starting Guidance

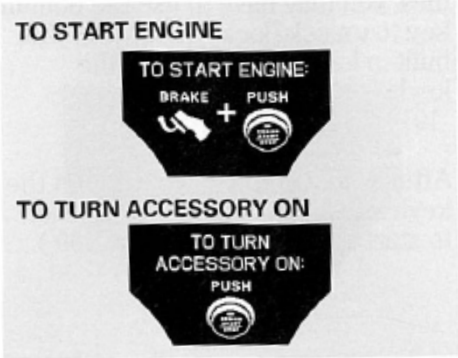

After you get in the vehicle and close the door, you will see the "TO START ENGINE:" message on the multi-information display. The "TO TURN ACCESSORY ON:" message will be shown after three seconds. The display switches between the "TO START ENGINE:" and "TO TURN ACCESSORY ON:" messages every three seconds.

When the keyless access system main switch in the glove box is off, the "TO START ENGINE:" message will be shown after you insert the remote into the slot. Each time you press the engine start/stop button, the "INSERT KEYLESS REMOTE INTO SLOT" message is shown on the multi-information display.

If the steering wheel is locked, the engine cannot start. The multi-information display shows you the above message and the indicator in the engine start/stop button blinks. To unlock the steering wheel, apply force by turning it left and right while pressing the engine start/stop button at the same time.

Keyless Entry

You can unlock or lock all doors and the tailgate by pressing the Button of a FOB Key.

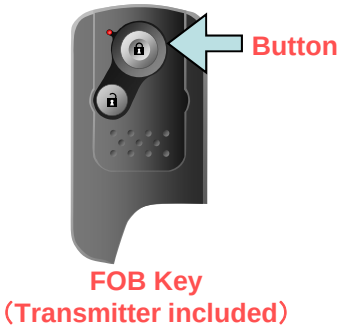

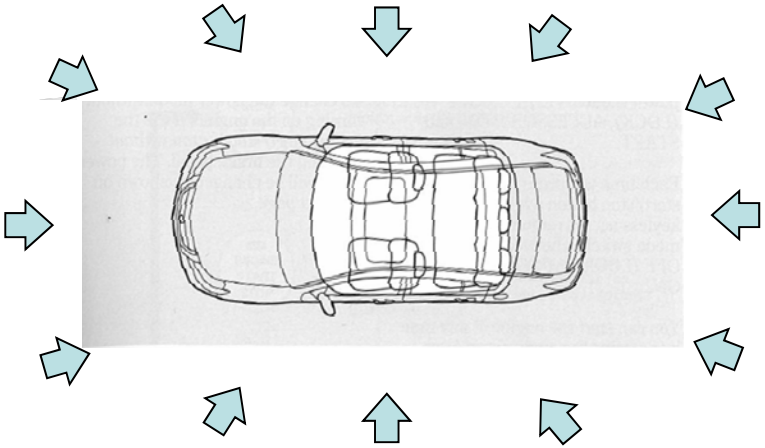

Door and* Trunk *Unlock

Please press the Door Unlock Button of a FOB Key.
Then all doors and trunk are unlocked and hazard flusher blink two times.

Door and* Trunk *Lock

Please press the Lock Button of a FOB Key.
Then all doors and the trunk are locked and hazard flusher blink one time.

Panasonic

This device complies with Part 15 of the FCC Rules. Operation is subject to the following two conditions: (1) this device may not cause harmful interference, and (2) this device must accept any interference received, including interference that may cause undesired operation
FCC WARNING Changes or modifications not expressly approved by the party responsible for compliance could void the user's authority to operate the equipment.
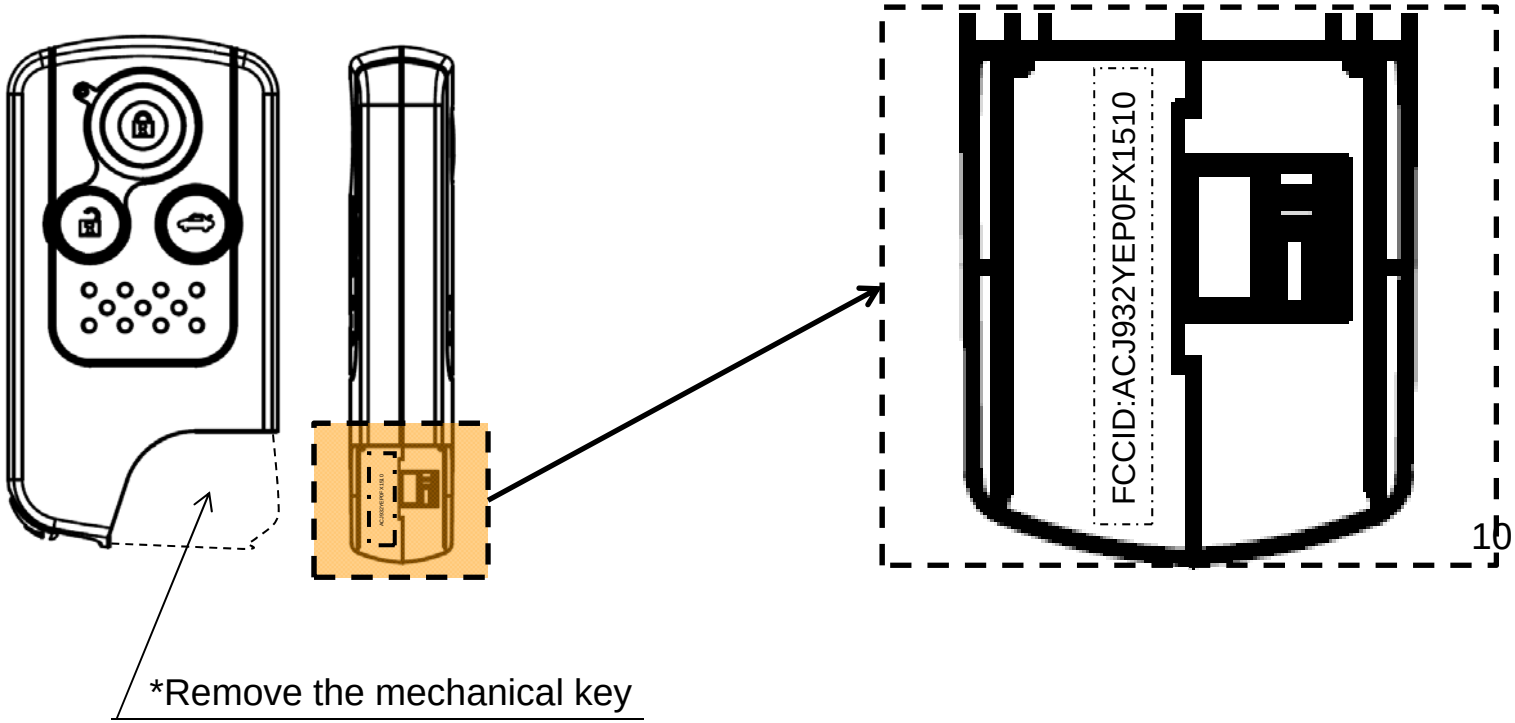
YEP0FX1510 FCC ID Marking