Panasonic®

Installation Guide

Home Network System
Repeater

Model No. **KX-HNH200**
KX-HNZ108

By installing this unit, you can extend the range of your Home Network System to include areas where reception was previously not available. The unit extends the range in all directions, allowing several floors to be covered.

Important:

- This unit is an accessory unit for use with a Panasonic Home Network System.
- You must register this unit with your hub before it can be used.

For U.S. users

For assistance, please contact us at 1-800-272-7033 or visit our Web site:
http://shop.panasonic.com/support for customers in the U.S.A.

Please register your product: http://shop.panasonic.com/support

For Canada users

For assistance, please visit our support page on:
http://panasonic.ca/english/support
http://panasonic.ca/french/support

Printed in China

Introduction

Accessory information 3

Important Information

Graphical symbols for use on equipment and their descriptions 4
For your safety 5
Important safety instructions 6
For best performance 7
Other information 8

Setup

Control 10
Installation/Registering the range repeater to the hub 12

Appendix

Wall mounting 14
Troubleshooting 15
Specifications 16
FCC and other information (for U.S. users only) 17
Customer services (for U.S. users only) 19
Limited Warranty (ONLY FOR U.S.A.) 20
Other notices and information (for Canada) 22
Warranty (for Canada users only) 23

HNH200_for_US_en-CA_(en_en)_0426_ver.003.pdf 2 2016/04/26 13:54:34

Accessory information

Supplied accessories

No.	Accessory item/Part number	Quantity
①	AC adaptor/PQLV219Y	1

Other information

- Design and specifications are subject to change without notice.
- The illustrations in these instructions may vary slightly from the actual product.

HNH200_for_US_en-CA_(en_en)_0426_ver.003.pdf 3 2016/04/26 13:54:34

Graphical symbols for use on equipment and their descriptions

Symbol	Explanation	Symbol	Explanation
~	Alternating current (A.C.)	⧈	Class II equipment (equipment in which protection against electric shock relies on Double Insulation or Reinforced Insulation)
⎓	Direct current (D.C.)	|	“ON” (power)
⏚	Protective earth	○	“OFF” (power)
⏚	Protective bonding earth	⏻	Stand-by (power)
⏚	Functional earth	⏽	“ON”/“OFF” (power; push-push)
🏠	For indoor use only	⚠	Caution, risk of electric shock

HNH200_for_US_en-CA_(en_en)_0426_ver.003.pdf 4 2016/04/26 13:54:34

For your safety

To prevent severe injury and loss of life/property, read this section carefully before using the product to ensure proper and safe operation of your product.

⚠ WARNING

Power connection

- Use only the power source marked on the product.
- Do not overload power outlets and extension cords. This can result in the risk of fire or electric shock.
- Completely insert the AC adaptor/power plug into the power outlet. Failure to do so may cause electric shock and/or excessive heat resulting in a fire.
- Regularly remove any dust, etc. from the AC adaptor/power plug by pulling it from the power outlet, then wiping with a dry cloth. Accumulated dust may cause an insulation defect from moisture, etc. resulting in a fire.
- Unplug the product from power outlets if it emits smoke, an abnormal smell, or makes an unusual noise. These conditions can cause fire or electric shock. Confirm that smoke has stopped emitting and contact us at http://shop.panasonic.com/support
- Unplug from power outlets and never touch the inside of the product if its casing has been broken open.
- Never touch the plug with wet hands. Danger of electric shock exists.
- Do not connect non-specified devices.

Installation

- To prevent the risk of fire or electrical shock, do not expose the product to rain or any type of moisture.
- Do not place or use this product near automatically controlled devices such as automatic doors and fire alarms. Radio waves emitted from this product may cause such devices to malfunction resulting in an accident.
- Do not allow the AC adaptor cord to be excessively pulled, bent or placed under heavy objects.

Operating safeguards

- Unplug the product from power outlets before cleaning. Do not use liquid or aerosol cleaners.

HNH200_for_US_en-CA_(en_en)_0426_ver.003.pdf 5 2016/04/26 13:54:34

- Do not disassemble the product.

Medical

- Consult the manufacturer of any personal medical devices, such as pacemakers or hearing aids, to determine if they are adequately shielded from external RF (radio frequency) energy. (The product operates in the frequency range of 1.92 GHz to 1.93 GHz, and the RF transmission power is 115 mW (max.).)
- Do not use the product in health care facilities if any regulations posted in the area instruct you not to do so. Hospitals or health care facilities may be using equipment that could be sensitive to external RF energy.

⚠ CAUTION

Installation and location

- The AC adaptor is used as the main disconnect device. Ensure that the AC outlet is installed near the product and is easily accessible.

Important safety instructions

When using your product, basic safety precautions should always be followed to reduce the risk of fire, electric shock, and injury to persons, including the following:

1. Do not use this product near water for example, near a bathtub, washbowl, kitchen sink, or laundry tub, in a wet basement or near a swimming pool.
2. Use only the power cord indicated in this document.

HNH200_for_US_en-CA_(en_en)_0426_ver.003.pdf 6 2016/04/26 13:54:34

For best performance

Product location/avoiding noise

This product and other compatible Panasonic devices use radio waves to communicate with each other.

- For maximum coverage and noise-free communications, place this product:
  - at a convenient, high, and central location with no obstructions between this product and any connected devices in an indoor environment.
  - away from electronic appliances such as TVs, radios, personal computers, wireless devices, or other phones.
  - facing away from radio frequency transmitters, such as external antennas of mobile phone cell stations. (Avoid putting this product on a bay window or near a window.)
- Coverage and transmission quality depends on the local environmental conditions.
- If the transmission quality is not satisfactory, move this product to another location.

Placement

- Install the unit within hub range in an indoor environment. We recommend installing the unit in a raised position (such as on a wall).
- Avoid positioning the unit close to objects that will interfere with reception, such as thick walls, radiators, metal shelving, etc.
- For maximum distance noise-free operation, place the unit away from electrical appliances such as TV, radio, personal computer, or other telephone equipment.
- Keep an appropriate distance from the hub to maximize the range of your phone system. Find the appropriate location by checking the Y indicator. If the Y indicator lights red or amber, re-position this unit in a place

HNH200_for_US_en-CA_(en_en)_0426_ver.003.pdf 7 2016/04/26 13:54:34

where the Y indicator lights green.

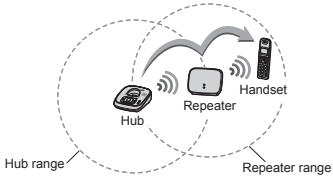

Environment

- Keep the product away from electrical noise generating devices, such as fluorescent lamps and motors.
- The product should be kept free from excessive smoke, dust, high temperature, and vibration.
- The product should not be exposed to direct sunlight.
- Do not place heavy objects on top of the product.
- When you leave the product unused for a long period of time, unplug the product from the power outlet.
- The product should be kept away from heat sources such as heaters, kitchen stoves, etc. It should not be placed in rooms where the temperature is less than 0 °C (32 °F) or greater than 40 °C (104 °F). Damp basements should also be avoided.
- The maximum communication range may be shortened when the product is used in the following places: Near obstacles such as hills, tunnels, underground, near metal objects such as wire fences, etc.
- Operating the product near electrical appliances may cause interference. Move away from the electrical appliances.

Other information

Routine care

- Wipe the outer surface of the product with a soft moist cloth.
- Do not use benzine, thinner, or any abrasive powder.

Notice for product disposal, transfer, or return

- This product can store your private/confidential information. To protect your privacy/confidentiality, we recommend that you erase information such as phonebook or caller list entries from the memory before you dispose of, transfer, or return the product.

HNH200_for_US_en-CA_(en_en)_0426_ver.003.pdf 8 2016/04/26 13:54:34

Notice

- This product is designed for use in the United States of America. Sale or use of this product in other countries may violate local laws.
- Cet appareil est conçu pour être utilisé aux États-Unis d'Amérique. La vente ou l'emploi de cet appareil dans certains autres pays peut constituer une infraction à la législation locale.
- Este producto está diseñado para usarse en los Estados Unidos de América.
  La venta o el empleo de este producto en ciertos países puede constituir violación de la legislación local.
- 本產品專為美國使用而設。若在其他國家銷售或使用，可能會違反當地法例。
- この製品は、日本国外での使用を目的として設計されており、日本国内での使用は法律違反となります。従って、当社では日本国内においては原則として修理などのサービスは致しかねます。

HNH200_for_US_en-CA_(en_en)_0426_ver.003.pdf 9 2016/04/26 13:54:34

Control

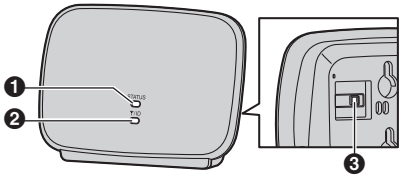

❶ **STATUS indicator**
❷ **Ψ indicator**
ID indicator
❸ **【•))C】**

Understanding the STATUS indicator and Ψ indicator

Indicator	Light status		Meaning
STATUS indicator	Green	On	● Within hub range. The unit is ready for use.
		Flashing	● 1 handset is communicating with the hub through this unit.
		Flashing rapidly	● 2 handsets are communicating with the hub through this unit.
	Red	On	● Out of hub range
		Flashing	● The unit is in registration mode.
	Off		● The power is off. (AC adaptor is not connected properly.)

HNH200_for_US_en-CA_(en_en)_0426_ver.003.pdf 10 2016/04/26 13:54:34

Indicator	Light status		Meaning
indicator	Green	On	● Signal strength of the hub is strong.
	Amber	On	● Signal strength of the hub is weak.
	Red	On	● Out of hub range.
	Off		● The unit is not being used. ● The power is off.

HNH200_for_US_en-CA_(en_en)_0426_ver.003.pdf 11 2016/04/26 13:54:34

Installation/Registering the range repeater to the hub

Once the unit is connected to a power outlet in step 3, it automatically goes into registration mode (if not already registered).

1 Range repeater: Connect the AC adaptor.

- Use only the supplied Panasonic AC adaptor PQLV219.

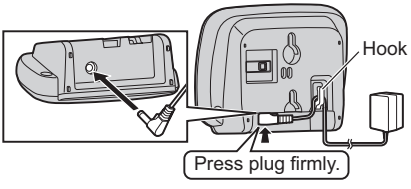

2 Hub: Press and hold [•))C OTHER DEVICE] for about 5 seconds.

- Depending on the hub, a registration tone sounds.
- If all registered handsets start ringing, press the same button to stop. Then repeat this step.
- The next step must be completed within 90 seconds.

3 Range repeater: Connect the AC adaptor to a power outlet.

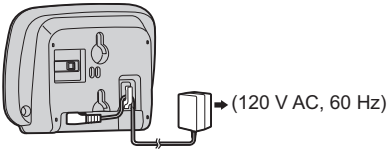

- When the unit is turned on, the STATUS indicator and Y indicator light amber for about 2 seconds.

4 Range repeater: Confirm that the STATUS indicator and Y indicator light green. (The unit is ready for use.)

- If the indicators do not light green, re-position the unit in a place where the indicators light green.

5 Hub: To exit registration mode, press [•))C OTHER DEVICE].

HNH200_for_US_en-CA_(en_en)_0426_ver.003.pdf 12 2016/04/26 13:54:34

Note:

- The AC adaptor must remain connected at all times. (It is normal for the adaptor to feel warm during use.)
- The AC adaptor should be connected to a vertically oriented or floor-mounted AC outlet. Do not connect the AC adaptor to a ceiling-mounted AC outlet, as the weight of the adaptor may cause it to become disconnected.
- The unit can support a maximum of 2 handsets at a time.
- Up to 2 range repeaters can be registered to the hub.

HNH200_for_US_en-CA_(en_en)_0426_ver.003.pdf 13 2016/04/26 13:54:34

Wall mounting

Drive the screws (not supplied) into the wall. Mount the unit, then slide it down.

Note:

- Make sure that the wall is strong enough to support the weight of the unit.

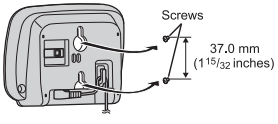

HNH200_for_US_en-CA_(en_en)_0426_ver.003.pdf 14 2016/04/26 13:54:34

Troubleshooting

Problem	Cause/solution
The unit does not work.	● When the indicators do not light, the AC adaptor is not connected properly. Check the connections. ● When the indicators do not light green, move the unit closer to the hub. ● Registration may have been canceled. Deregister the unit, then re-register. **Deregister:** **1** Unplug the AC adaptor, then press and hold 【•))C】. **2** While pressing and holding 【•))C】, re-connect the AC adaptor. **3** Keep pressing and holding 【•))C】 for about 10 seconds until STATUS indicator flashes amber. Then release 【•))C】. **Re-register:** Unplug the AC adaptor, then perform from step 2, Installation/Registering the range repeater to the hub,page 12.
While talking using the handset, sound cuts in and out.	● The handsets is out of range. Move the handset closer to this unit.

HNH200_for_US_en-CA_(en_en)_0426_ver.003.pdf 15 2016/04/26 13:54:35

The STATUS indicator continues to light amber for a while.	● 【•))C】 was pressed. The unit is in programming modes. To exit, press 【•))C】 again. Do not press 【•))C】, except when deregistering the unit.

Specifications

- **Standard**
  DECT (Digital Enhanced Cordless Telecommunications)
- **Frequency range**
  1.92 GHz – 1.93 GHz
- **RF transmission power**
  115 mW (max.)
- **Power source**
  120 V AC, 60 Hz
- **Power consumption**
  Standby: Approx. 1.0 W, Maximum: Approx. 1.8 W
- **Operating conditions**
  0 °C – 40 °C (32 °F – 104 °F), 20 % – 80 % relative air humidity (dry)

HNH200_for_US_en-CA_(en_en)_0426_ver.003.pdf 16 2016/04/26 13:54:35

FCC and other information (for U.S. users only)

This device complies with Part 15 of the FCC Rules. Operation is subject to the following two conditions:
(1) This device may not cause harmful interference, and (2) this device must accept any interference received, including interference that may cause undesired operation.
Privacy of communications may not be ensured when using this device.

CAUTION:
Any changes or modifications not expressly approved by the party responsible for compliance could void the user's authority to operate this device.

NOTE:
This equipment has been tested and found to comply with the limits for a Class B digital device, pursuant to Part 15 of the FCC Rules. These limits are designed to provide reasonable protection against harmful interference in a residential installation. This equipment generates, uses, and can radiate radio frequency energy and, if not installed and used in accordance with the instructions, may cause harmful interference to radio communications. However, there is no guarantee that interference will not occur in a particular installation. If this equipment does cause harmful interference to radio or television reception, which can be determined by turning the equipment off and on, the user is encouraged to try to correct the interference by one or more of the following measures:
– Reorient or relocate the receiving antenna.
– Increase the separation between the equipment and receiver.
– Connect the equipment into an outlet on a circuit different from that to which the receiver is connected.
– Consult the dealer or an experienced radio/TV technician for help.

Some devices operate at frequencies that may cause interference to nearby TVs and VCRs. To minimize or prevent such interference, this device should not be placed near or on

HNH200_for_US_en-CA_(en_en)_0426_ver.003.pdf 17 2016/04/26 13:54:35

top of a TV or VCR. If interference is experienced, move this device further away from the TV or VCR. This will often reduce or eliminate interference.

FCC RF Exposure Warning:

- This product complies with FCC radiation exposure limits set forth for an uncontrolled environment.
- To comply with FCC RF exposure requirements, the device must be installed and operated 20 cm (8 inches) or more between the product and all person's body.
- This product may not be collocated or operated in conjunction with any other antenna or transmitter.
- For body-worn operation, the device must be used only with a non-metallic accessory. Use of other accessories may not ensure compliance with FCC RF exposure requirements.

Notice:

- FCC ID can be found on the rear of the unit.

HNH200_for_US_en-CA_(en_en)_0426_ver.003.pdf 18 2016/04/26 13:54:35

Customer services (for U.S. users only)

Shop Accessories!

for all your Panasonic gear

Go to

http://shop.panasonic.com/support

Get everything you need to get the most out of your Panasonic products

Accessories & Parts for your Camera, Phone, A/V products, TV, Computers & Networking, Personal Care, Home Appliances, Headphones, Batteries, Backup Chargers & more…

Customer Services Directory

For Product Information, Operating Assistance, Parts, Owner's Manuals, Dealer and Service info go to http://shop.panasonic.com/support

You may also contact us directly at: 1-800-272-7033,

Monday - Friday 9 am to 9 pm;

Saturday - Sunday 10 am to 7 pm, EST.

For the hearing or speech impaired TTY: 1- 877-833-8855

As of June 2015

HNH200_for_US_en-CA_(en_en)_0426_ver.003.pdf 19 2016/04/26 13:54:35

Limited Warranty (ONLY FOR U.S.A.)

Panasonic Products Limited Warranty

Limited Warranty Coverage (For USA Only)

If your product does not work properly because of a defect in materials or workmanship, Panasonic Corporation of North America (referred to as “the warrantor”) will, for the length of the period indicated on the chart below, which starts with the date of original purchase (“warranty period”), at its option either (a) repair your product with new or refurbished parts, (b) replace it with a new or a refurbished equivalent value product, or (c) refund your purchase price. The decision to repair, replace or refund will be made by the warrantor.

Product or Part Name	Parts	Labor
Home Network System Products	One (1) Year	One (1) Year
microSD card (Included model only)	90 days	N/A

During the “Labor” warranty period there will be no charge for labor. During the “Parts” warranty period, there will be no charge for parts. This Limited Warranty excludes both parts and labor for non-rechargeable batteries, antennas, and cosmetic parts (cabinet). This warranty only applies to products purchased and serviced in the United States. This warranty is extended only to the original purchaser of a new product which was not sold “as is”.

Mail-In Service--Online Repair Request

Online Repair Request

To submit a new repair request and for quick repair status visit our Web Site at http://shop.panasonic.com/support

When shipping the unit, carefully pack, include all supplied accessories listed in the Owner’s Manual, and send it prepaid, adequately insured and packed well in a carton box. When shipping Lithium Ion batteries please visit our Web Site at http://shop.panasonic.com/support as Panasonic is committed to providing the most up to date information. Include a letter detailing the complaint, a return address and provide a daytime phone number where you can be reached. A valid registered receipt is required under the Limited Warranty.

IF REPAIR IS NEEDED DURING THE WARRANTY PERIOD, THE PURCHASER WILL BE REQUIRED TO FURNISH A SALES RECEIPT/PROOF OF PURCHASE INDICATING DATE OF PURCHASE, AMOUNT PAID AND PLACE OF PURCHASE. CUSTOMER WILL BE CHARGED FOR THE REPAIR OF ANY UNIT RECEIVED WITHOUT SUCH PROOF OF PURCHASE.

HNH200_for_US_en-CA_(en_en)_0426_ver.003.pdf 20 2016/04/26 13:54:35

Limited Warranty Limits and Exclusions

This warranty ONLY COVERS failures due to defects in materials or workmanship, and DOES NOT COVER normal wear and tear or cosmetic damage. The warranty ALSO DOES NOT COVER damages which occurred in shipment, or failures which are caused by products not supplied by the warrantor, or failures which result from accidents, misuse, abuse, neglect, mishandling, misapplication, alteration, faulty installation, set-up adjustments, misadjustment of consumer controls, improper maintenance, power line surge, lightning damage, modification, introduction of sand, humidity or liquids, commercial use such as hotel, office, restaurant, or other business or rental use of the product, or service by anyone other than a Factory Service Center or other Authorized Servicer, or damage that is attributable to acts of God.

THERE ARE NO EXPRESS WARRANTIES EXCEPT AS LISTED UNDER "LIMITED WARRANTY COVERAGE".

THE WARRANTOR IS NOT LIABLE FOR INCIDENTAL OR CONSEQUENTIAL DAMAGES RESULTING FROM THE USE OF THIS PRODUCT, OR ARISING OUT OF ANY BREACH OF THIS WARRANTY.

(As examples, this excludes damages for lost time, travel to and from the servicer, loss of or damage to media or images, data or other memory or recorded content. The items listed are not exclusive, but for illustration only.)

ALL EXPRESS AND IMPLIED WARRANTIES, INCLUDING THE WARRANTY OF MERCHANTABILITY, ARE LIMITED TO THE PERIOD OF THE LIMITED WARRANTY.

Some states do not allow the exclusion or limitation of incidental or consequential damages, or limitations on how long an implied warranty lasts, so the exclusions may not apply to you. This warranty gives you specific legal rights and you may also have other rights which vary from state to state. If a problem with this product develops during or after the warranty period, you may contact your dealer or Service Center. If the problem is not handled to your satisfaction, then write to:

Consumer Affairs Department
Panasonic Corporation of North America
661 Independence Pkwy
Chesapeake, VA 23320

PARTS AND SERVICE, WHICH ARE NOT COVERED BY THIS LIMITED WARRANTY, ARE YOUR RESPONSIBILITY.

As of June 2015

HNH200_for_US_en-CA_(en_en)_0426_ver.003.pdf 21 2016/04/26 13:54:35

Other notices and information (for Canada)

NOTICE:

This device complies with Innovation, Science and Economic Development Canada licence-exempt RSS standard(s). Operation is subject to the following two conditions: (1) this device may not cause interference, and (2) this device must accept any interference, including interference that may cause undesired operation of the device.

RF Exposure Warning:

- This product complies with ISED radiation exposure limits set forth for an uncontrolled environment.
- To comply with ISED RF exposure requirements, the hub must be installed and operated 20 cm (8 inches) or more between product and all person's body.
- This product may not be collocated or operated in conjunction with any other antenna or transmitter.

HNH200_for_US_en-CA_(en_en)_0426_ver.003.pdf 22 2016/04/26 13:54:35

Warranty (for Canada users only)

Panasonic Canada Inc.
5770 Ambler Drive, Mississauga, Ontario L4W 2T3

PANASONIC PRODUCT - LIMITED WARRANTY

EXCHANGE PROGRAM

Panasonic Canada Inc. warrants this product to be free from defects in material and workmanship under normal use and for a period as stated below from the date of original purchase agrees to, at its option either (a) repair your product with new or refurbished parts, (b) replace it with a new or a refurbished equivalent value product, or (c) refund your purchase price. The decision to repair, replace or refund will be made by Panasonic Canada Inc.

Home Network System Products – One (1) year
microSD card (Included model only) – One (1) year

This warranty is given only to the original purchaser, or the person for whom it was purchased as a gift, of a Panasonic brand product mentioned above sold by an authorized Panasonic dealer in Canada and purchased and used in Canada, which product was not sold “as is”, and which product was delivered to you in new condition in the original packaging.

IN ORDER TO BE ELIGIBLE TO RECEIVE WARRANTY SERVICE HEREUNDER, A PURCHASE RECEIPT OR OTHER PROOF OF DATE OF ORIGINAL PURCHASE, SHOWING AMOUNT PAID AND PLACE OF PURCHASE IS REQUIRED

LIMITATIONS AND EXCLUSIONS
This warranty ONLY COVERS failures due to defects in materials or workmanship, and DOES NOT COVER normal wear and tear or cosmetic damage. The warranty ALSO DOES NOT COVER damages which occurred in shipment, or failures which are caused by products not supplied by Panasonic Canada Inc., or failures which result from accidents, misuse, abuse, neglect, mishandling, misapplication, alteration, faulty installation, set-up adjustments, misadjustment of consumer controls, improper maintenance, improper batteries, power line surge, lightning damage, modification, introduction of sand, humidity or liquids, commercial use such as hotel, office, restaurant, or other business or rental use of the product, or service by anyone other than a Authorized Servicer, or damage that is attributable to acts of God.

Dry cell batteries are also excluded from coverage under this warranty. Rechargeable batteries are warranted for ninety (90) days from date of original purchase.

THIS EXPRESS, LIMITED WARRANTY IS IN LIEU OF ALL OTHER WARRANTIES, EXPRESS OR IMPLIED, INCLUDING ANY IMPLIED WARRANTIES OF MERCHANTABILITY AND FITNESS FOR A PARTICULAR PURPOSE. IN NO EVENT WILL PANASONIC CANADA INC. BE LIABLE FOR ANY SPECIAL, INDIRECT OR CONSEQUENTIAL DAMAGES RESULTING FROM THE USE OF THIS PRODUCT OR ARISING OUT OF ANY BREACH OF ANY EXPRESS OR IMPLIED WARRANTY.
(As examples, this warranty excludes damages for lost time, travel to and from the Authorized Servicer, loss of or damage to media or images, data or other memory or recorded content. This list of items is not exhaustive, but for illustration only.)

HNH200_for_US_en-CA_(en_en)_0426_ver.003.pdf 23 2016/04/26 13:54:35

In certain instances, some jurisdictions do not allow the exclusion or limitation of incidental or consequential damages, or the exclusion of implied warranties, so the above limitations and exclusions may not be applicable. This warranty gives you specific legal rights and you may have other rights which vary depending on your province or territory.

CONTACT INFORMATION

For product information and operation assistance, please visit our Support page:

www.panasonic.ca/english/support

For defective product exchange within the warranty period, please contact the original dealer.

HNH200_for_US_en-CA_(en_en)_0426_ver.003.pdf 24 2016/04/26 13:54:35

HNH200_for_US_en-CA_(en_en)_0426_ver.003.pdf 25 2016/04/26 13:54:35

Notes

HNH200_for_US_en-CA_(en_en)_0426_ver.003.pdf 26 2016/04/26 13:54:35

HNH200_for_US_en-CA_(en_en)_0426_ver.003.pdf 27 2016/04/26 13:54:35

For your future reference

We recommend keeping a record of the following information to assist with any repair under warranty.

Serial No.	Date of purchase
(found on the rear of the unit) Name and address of dealer	

Attach your purchase receipt here.

Panasonic Corporation of North America
Two Riverfront Plaza, Newark, NJ 07102-5490

© Panasonic System Networks Co., Ltd. 2016

Panasonic Canada Inc.
5770 Ambler Drive, Mississauga, Ontario L4W 2T3