The Testcenter facility 'Dosimetric Test Lab' within IMST GmbH is accredited by the German National 'Deutsche Akkreditierungsstelle GmbH (DAkkS)' for testing according to the scope as listed in the accreditation certificate: D-PL-12139-01-01.

Appendix for the Report

Dosimetric Assessment of the Portable Device KX-PRXA10 (FCC ID: ACJ96NKX-PRXA10) (IC: 216A-KXPRXA10)

According to the FCC Requirements SAR Distribution Plots

December 06, 2013

IMST GmbH
Carl-Friedrich-Gauß-Str. 2
D-47475 Kamp-Lintfort

Customer
Panasonic System Networks Co., Ltd.
1 - 62, 4 - chome Minoshima, Hakata,
Fukuoka 812-8531
Japan

This revised version supersedes all previous versions.
The test results only relate to the items tested. This report shall not be reproduced except in full without the written approval of the testing laboratory. This version supersedes all previous versions of this report.

Table of Contents

1 SAR DISTRIBUTION PLOTS 3

1.1 DECT HEAD MEASUREMENT 3

1.2 IEEE 802.11 B HEAD MEASUREMENT 7

1.3 IEEE 802.11 G HEAD MEASUREMENT 11

1.4 IEEE 802.11 N HEAD MEASUREMENT 15

1.5 DECT BODY MEASUREMENT 22

1.6 IEEE 802.11 B BODY MEASUREMENT 24

1.7 IEEE 802.11 G BODY MEASUREMENT 26

1.8 IEEE 802.11 N BODY MEASUREMENT 28

dasy_report_fcc_DECT_1900_plots_1.0.doc/110.05.2006/ABo

1 SAR Distribution Plots

1.1 DECT Head Measurement

Test Laboratory: Imst GmbH, DASY Yellow (II); File Name: PRXA10_yplm_1.da4

DUT: Panasonic; Type: KX-PRXA10; Serial: 3GBQA001016
Program Name: DECT

Communication System: DECT US; Frequency: 1924.99 MHz;Duty Cycle: 1:24
Medium parameters used: f = 1924.99 MHz; σ = 1.41 mho/m; ε_r = 40.9; ρ = 1000 kg/m^3
Phantom section: Left Section

DASY4 Configuration:
- Probe: ET3DV6R - SN1669; ConvF(5.05, 5.05, 5.05); Calibrated: 19.02.2013
- Sensor-Surface: 4mm (Mechanical Surface Detection)
- Electronics: DAE4 Sn631; Calibrated: 23.09.2013
- Phantom: SAM Glycol 1340; Type: QD 000 P40 CB; Serial: TP-1340
- Measurement SW: DASY4, V4.7 Build 80; Postprocessing SW: SEMCAD, V1.8 Build 186

Cheek Left/Area Scan (8x11x1): Measurement grid: dx=15mm, dy=15mm
Maximum value of SAR (measured) = 0.013 mW/g
Cheek Left/Zoom Scan (7x7x7)/Cube 0: Measurement grid: dx=5mm, dy=5mm, dz=5mm
Reference Value = 2.93 V/m; Power Drift = 0.081 dB
Peak SAR (extrapolated) = 0.022 W/kg
SAR(1 g) = 0.013 mW/g; SAR(10 g) = 0.00799 mW/g
Maximum value of SAR (measured) = 0.014 mW/g

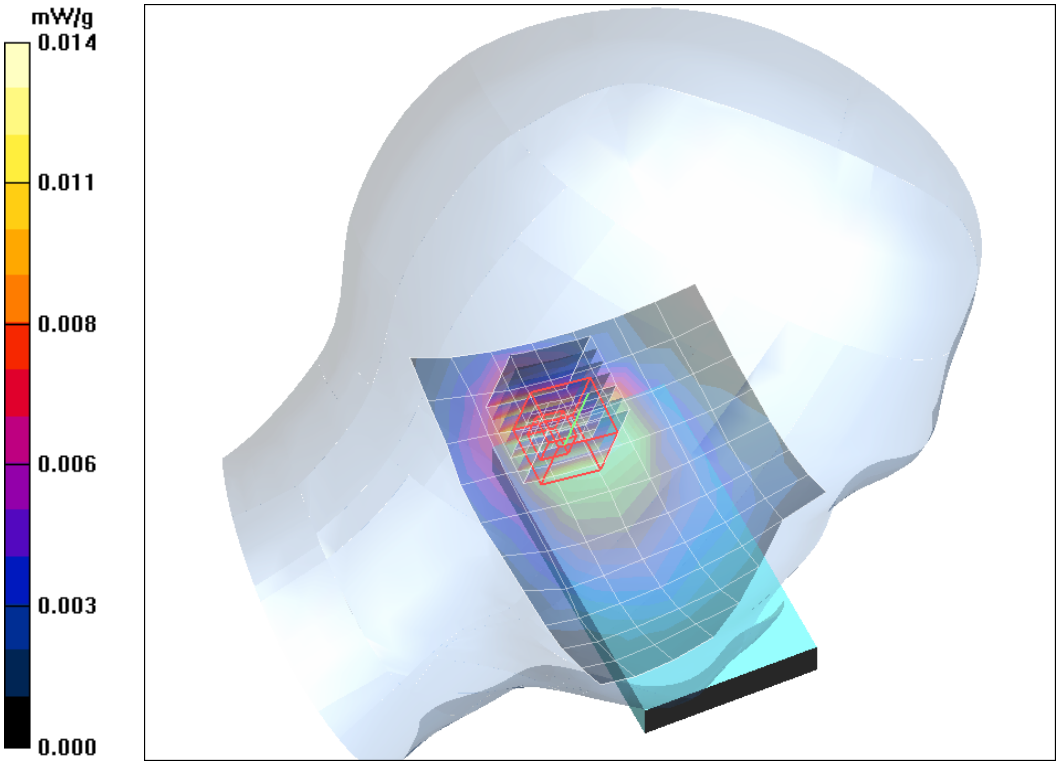

Fig. 1: SAR distribution for DECT US, channel 2, cheek position, left side of head (December 02, 2013).

dasy_report_fcc_DECT_1900_plots_1.0.doc/110.05.2006/ABo

Test Laboratory: Imst GmbH, DASY Yellow (II); File Name: PRXA10_yplm_2.da4

DUT: Panasonic; Type: KX-PRXA10; Serial: 3GBQA001016
Program Name: DECT

Communication System: DECT US; Frequency: 1924.99 MHz;Duty Cycle: 1:24
Medium parameters used: f = 1924.99 MHz; σ = 1.41 mho/m; ε_r = 40.9; ρ = 1000 kg/m^3
Phantom section: Left Section

DASY4 Configuration:
- Probe: ET3DV6R - SN1669; ConvF(5.05, 5.05, 5.05); Calibrated: 19.02.2013
- Sensor-Surface: 4mm (Mechanical Surface Detection)
- Electronics: DAE4 Sn631; Calibrated: 23.09.2013
- Phantom: SAM Glycol 1340; Type: QD 000 P40 CB; Serial: TP-1340
- Measurement SW: DASY4, V4.7 Build 80; Postprocessing SW: SEMCAD, V1.8 Build 186

Tilted Left/Area Scan (8x11x1): Measurement grid: dx=15mm, dy=15mm
Maximum value of SAR (measured) = 0.018 mW/g
Tilted Left/Zoom Scan (7x7x7)/Cube 0: Measurement grid: dx=5mm, dy=5mm, dz=5mm
Reference Value = 3.63 V/m; Power Drift = -0.060 dB
Peak SAR (extrapolated) = 0.027 W/kg
SAR(1 g) = 0.016 mW/g; SAR(10 g) = 0.00964 mW/g

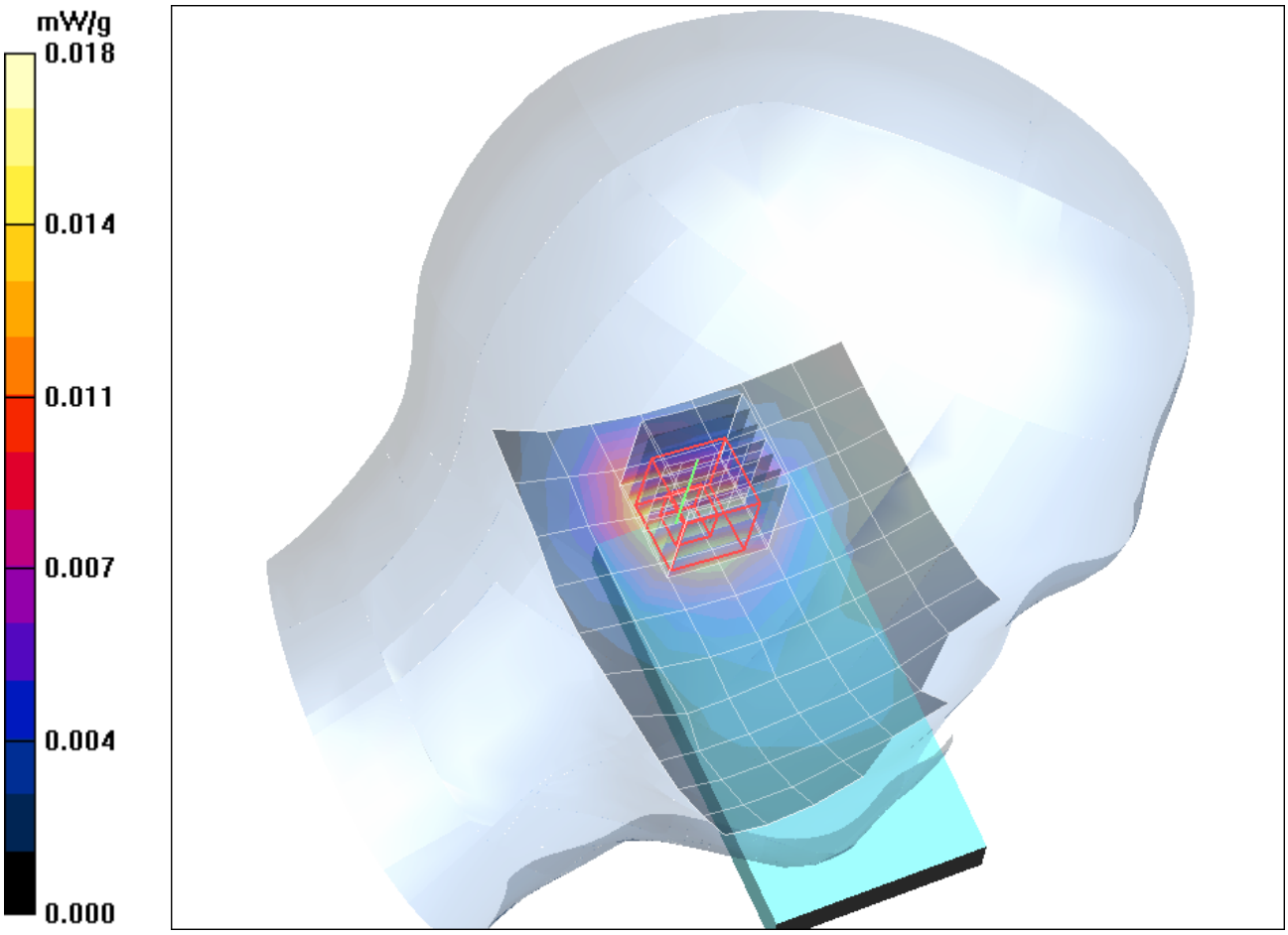

Fig. 2: SAR distribution for DECT US, channel 2, tilted position, left side of head (December 02, 2013).

Test Laboratory: Imst GmbH, DASY Yellow (II); File Name: PRXA10_yprm_1.da4

DUT: Panasonic; Type: KX-PRXA10; Serial: 3GBQA001016
Program Name: DECT

Communication System: DECT US; Frequency: 1924.99 MHz;Duty Cycle: 1:24
Medium parameters used: f = 1924.99 MHz; σ = 1.41 mho/m; ε_r = 40.9; ρ = 1000 kg/m^3
Phantom section: Right Section

DASY4 Configuration:
- Probe: ET3DV6R - SN1669; ConvF(4.89, 4.89, 4.89); Calibrated: 19.02.2013
- Sensor-Surface: 4mm (Mechanical Surface Detection)
- Electronics: DAE4 Sn631; Calibrated: 23.09.2013
- Phantom: SAM Glycol 1340; Type: QD 000 P40 CB; Serial: TP-1340
- Measurement SW: DASY4, V4.7 Build 80; Postprocessing SW: SEMCAD, V1.8 Build 186

Cheek Right/Area Scan (8x11x1): Measurement grid: dx=15mm, dy=15mm
Maximum value of SAR (measured) = 0.027 mW/g
Cheek Right/Zoom Scan (7x7x7)/Cube 0: Measurement grid: dx=5mm, dy=5mm, dz=5mm
Reference Value = 3.10 V/m; Power Drift = 0.096 dB
Peak SAR (extrapolated) = 0.054 W/kg
SAR(1 g) = 0.027 mW/g; SAR(10 g) = 0.014 mW/g
Maximum value of SAR (measured) = 0.029 mW/g

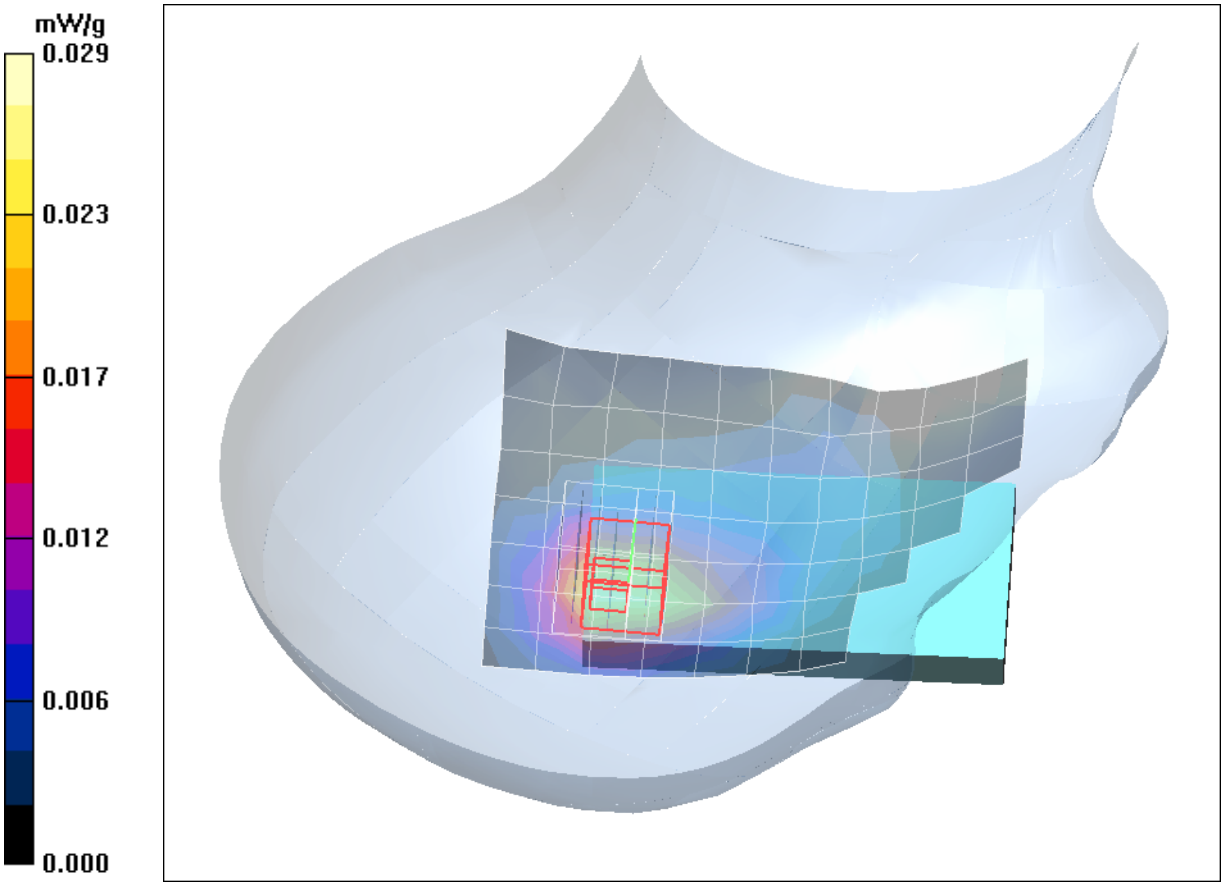

Fig. 3: SAR distribution for DECT US, channel 2, cheek position, right side of head (December 02, 2013).

Test Laboratory: Imst GmbH, DASY Yellow (II); File Name: PRXA10_yprm_2.da4

DUT: Panasonic; Type: KX-PRXA10; Serial: 3GBQA001016
Program Name: DECT

Communication System: DECT US; Frequency: 1924.99 MHz;Duty Cycle: 1:24
Medium parameters used: f = 1924.99 MHz; σ = 1.41 mho/m; ε_r = 40.9; ρ = 1000 kg/m^3
Phantom section: Right Section

DASY4 Configuration:
- Probe: ET3DV6R - SN1669; ConvF(4.89, 4.89, 4.89); Calibrated: 19.02.2013
- Sensor-Surface: 4mm (Mechanical Surface Detection)
- Electronics: DAE4 Sn631; Calibrated: 23.09.2013
- Phantom: SAM Glycol 1340; Type: QD 000 P40 CB; Serial: TP-1340
- Measurement SW: DASY4, V4.7 Build 80; Postprocessing SW: SEMCAD, V1.8 Build 186

Tilted Right/Area Scan (8x11x1): Measurement grid: dx=15mm, dy=15mm
Maximum value of SAR (measured) = 0.026 mW/g
Tilted Right/Zoom Scan (7x7x7)/Cube 0: Measurement grid: dx=5mm, dy=5mm, dz=5mm
Reference Value = 3.59 V/m; Power Drift = -0.072 dB
Peak SAR (extrapolated) = 0.049 W/kg
SAR(1 g) = 0.024 mW/g; SAR(10 g) = 0.013 mW/g

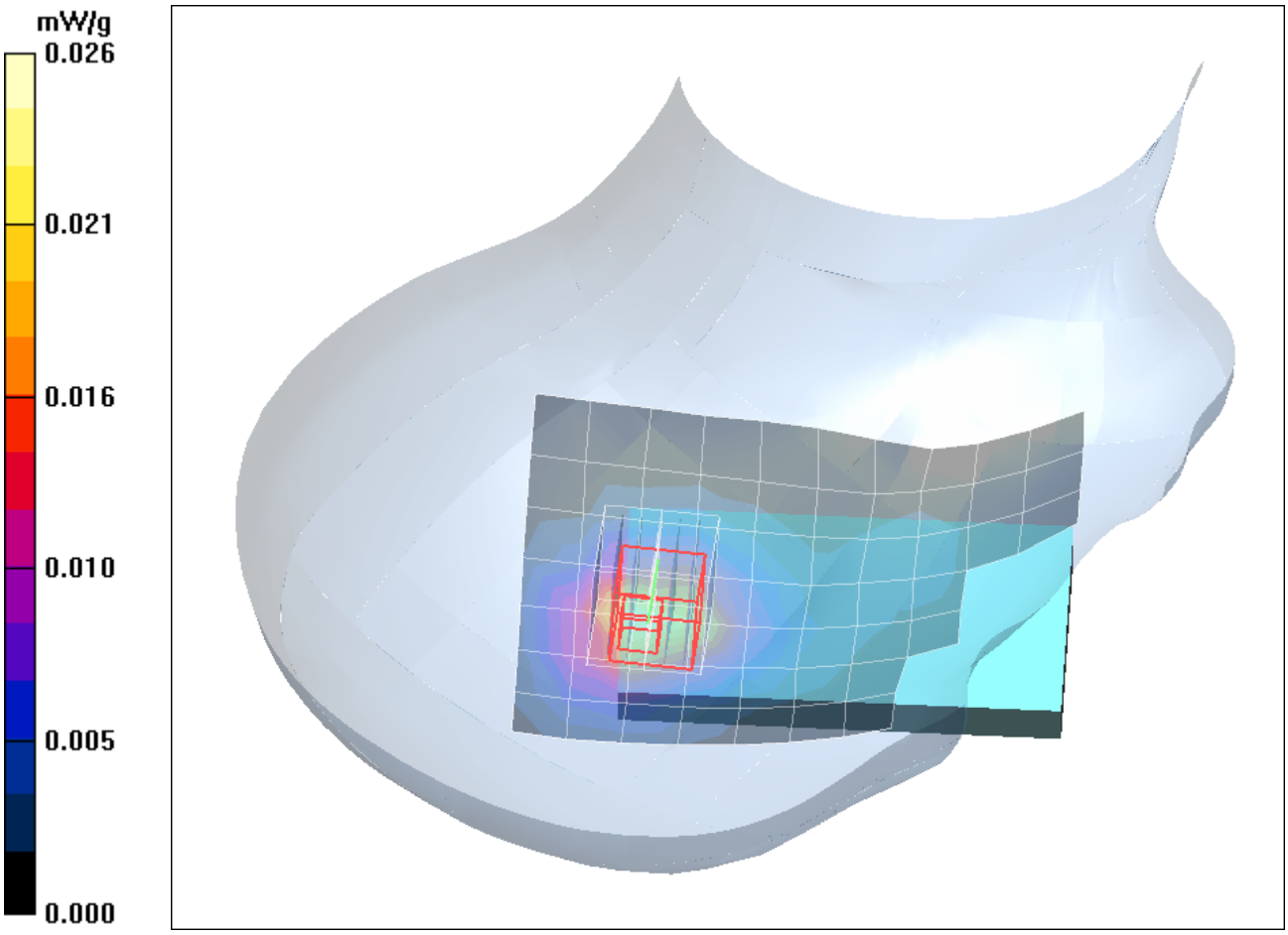

Fig. 4: SAR distribution for DECT US, channel 2, tilted position, right side of head (December 02, 2013)

1.2 IEEE 802.11 b Head Measurement

Test Laboratory: Imst GmbH, DASY Yellow (II); File Name: PRXA10_ywlm_1_ch6_b.da4

DUT: Panasonic; Type: KX-PRXA10; Serial: 3GBQA001016
Program Name: IEEE 802.11 b

Communication System: WLAN 2450; Frequency: 2437 MHz;Duty Cycle: 1:1
Medium parameters used: f = 2437 MHz; σ = 1.78 mho/m; ε_r = 40.2; ρ = 1000 kg/m^3
Phantom section: Left Section

DASY4 Configuration:
- Probe: EX3DV4 - SN3860; ConvF(7.38, 7.38, 7.38); Calibrated: 29.07.2013
- Sensor-Surface: 4mm (Mechanical Surface Detection)
- Electronics: DAE4 Sn631; Calibrated: 23.09.2013
- Phantom: SAM Glycol 1340; Type: QD 000 P40 CB; Serial: TP-1340
- Measurement SW: DASY4, V4.7 Build 80; Postprocessing SW: SEMCAD, V1.8 Build 186

Cheek Left/Area Scan (10x13x1): Measurement grid: dx=12mm, dy=12mm
Maximum value of SAR (measured) = 0.090 mW/g
Cheek Left/Zoom Scan (7x7x7)/Cube 0: Measurement grid: dx=5mm, dy=5mm, dz=5mm
Reference Value = 3.13 V/m; Power Drift = 0.056 dB
Peak SAR (extrapolated) = 0.236 W/kg
SAR(1 g) = 0.097 mW/g; SAR(10 g) = 0.047 mW/g
Maximum value of SAR (measured) = 0.105 mW/g

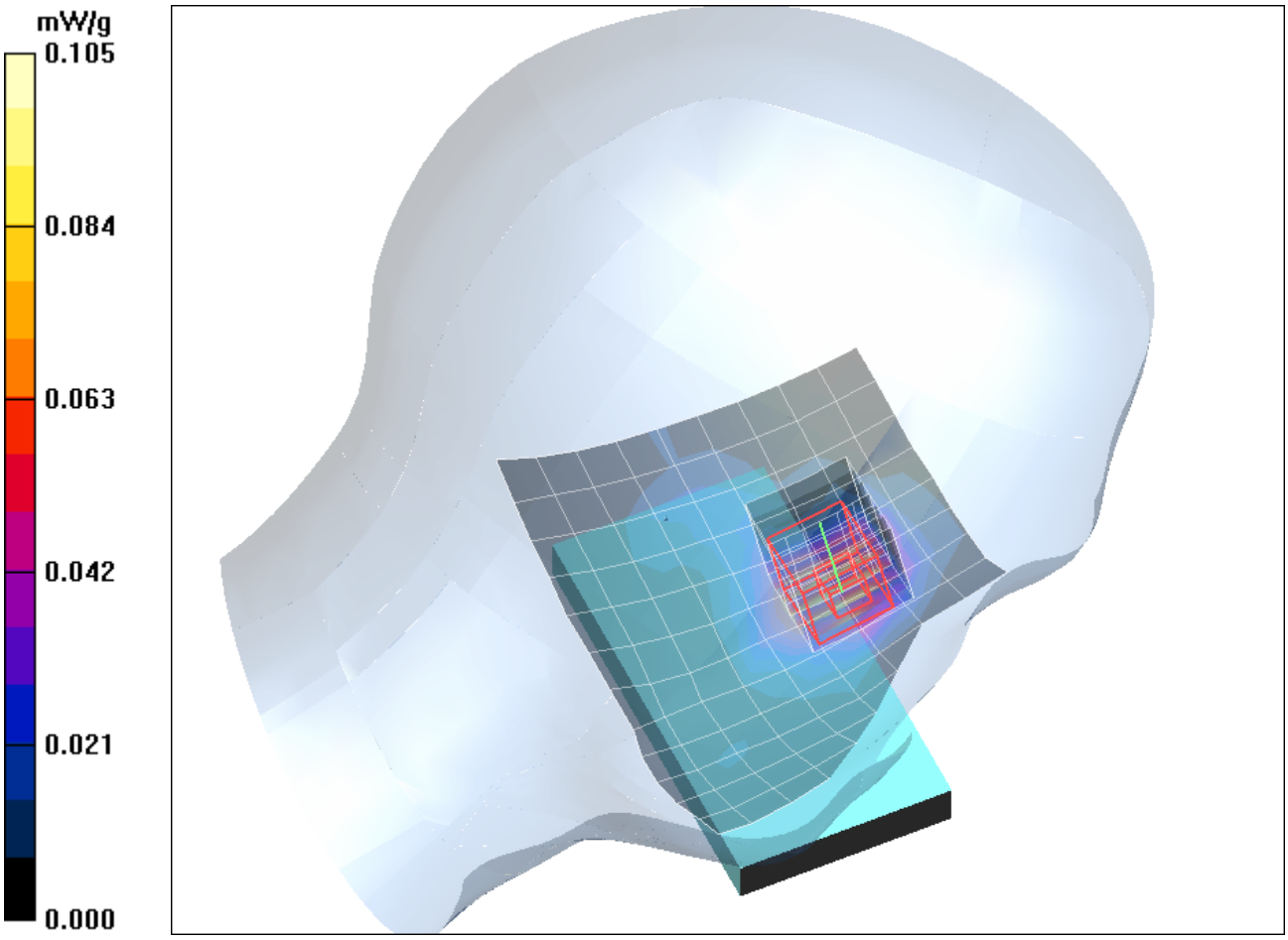

Fig. 5: SAR distribution for IEEE 802.11 b, channel 6, cheek position, left side of head (November 25, 2013).

Test Laboratory: Imst GmbH, DASY Yellow (II); File Name: PRXA10_ywlm_2_ch6_b.da4

DUT: Panasonic; Type: KX-PRXA10; Serial: 3GBQA001016
Program Name: IEEE 802.11 b

Communication System: WLAN 2450; Frequency: 2437 MHz;Duty Cycle: 1:1
Medium parameters used: f = 2437 MHz; σ = 1.78 mho/m; ε_r = 40.2; ρ = 1000 kg/m^3
Phantom section: Left Section

DASY4 Configuration:
- Probe: EX3DV4 - SN3860; ConvF(7.38, 7.38, 7.38); Calibrated: 29.07.2013
- Sensor-Surface: 4mm (Mechanical Surface Detection)
- Electronics: DAE4 Sn631; Calibrated: 23.09.2013
- Phantom: SAM Glycol 1340; Type: QD 000 P40 CB; Serial: TP-1340
- Measurement SW: DASY4, V4.7 Build 80; Postprocessing SW: SEMCAD, V1.8 Build 186

Tilted Left/Area Scan (10x13x1): Measurement grid: dx=12mm, dy=12mm
Maximum value of SAR (measured) = 0.046 mW/g
Tilted Left/Zoom Scan (7x7x7)/Cube 0: Measurement grid: dx=5mm, dy=5mm, dz=5mm
Reference Value = 4.62 V/m; Power Drift = 0.116 dB
Peak SAR (extrapolated) = 0.080 W/kg
SAR(1 g) = 0.039 mW/g; SAR(10 g) = 0.021 mW/g
Maximum value of SAR (measured) = 0.042 mW/g



Fig. 6: SAR distribution for IEEE 802.11 b, channel 6, tilted position, left side of head (November 25, 2013).

Test Laboratory: Imst GmbH, DASY Yellow (II); File Name: PRXA10_ywrm_1_ch6_b.da4

DUT: Panasonic; Type: KX-PRXA10; Serial: 3GBQA001016

Program Name: IEEE 802.11 b

Communication System: WLAN 2450; Frequency: 2437 MHz;Duty Cycle: 1:1

Medium parameters used: f = 2437 MHz; σ = 1.78 mho/m; ε_r = 40.2; ρ = 1000 kg/m^3

Phantom section: Right Section

DASY4 Configuration:

- Probe: EX3DV4 - SN3860; ConvF(7.38, 7.38, 7.38); Calibrated: 29.07.2013
- Sensor-Surface: 4mm (Mechanical Surface Detection)
- Electronics: DAE4 Sn631; Calibrated: 23.09.2013
- Phantom: SAM Glycol 1340; Type: QD 000 P40 CB; Serial: TP-1340
- Measurement SW: DASY4, V4.7 Build 80; Postprocessing SW: SEMCAD, V1.8 Build 186

Cheek Right/Area Scan (8x11x1): Measurement grid: dx=15mm, dy=15mm

Maximum value of SAR (measured) = 0.072 mW/g

Cheek Right/Zoom Scan (7x7x7)/Cube 0: Measurement grid: dx=5mm, dy=5mm, dz=5mm

Reference Value = 2.42 V/m; Power Drift = -0.187 dB

Peak SAR (extrapolated) = 0.175 W/kg

SAR(1 g) = 0.081 mW/g; SAR(10 g) = 0.038 mW/g

Maximum value of SAR (measured) = 0.093 mW/g

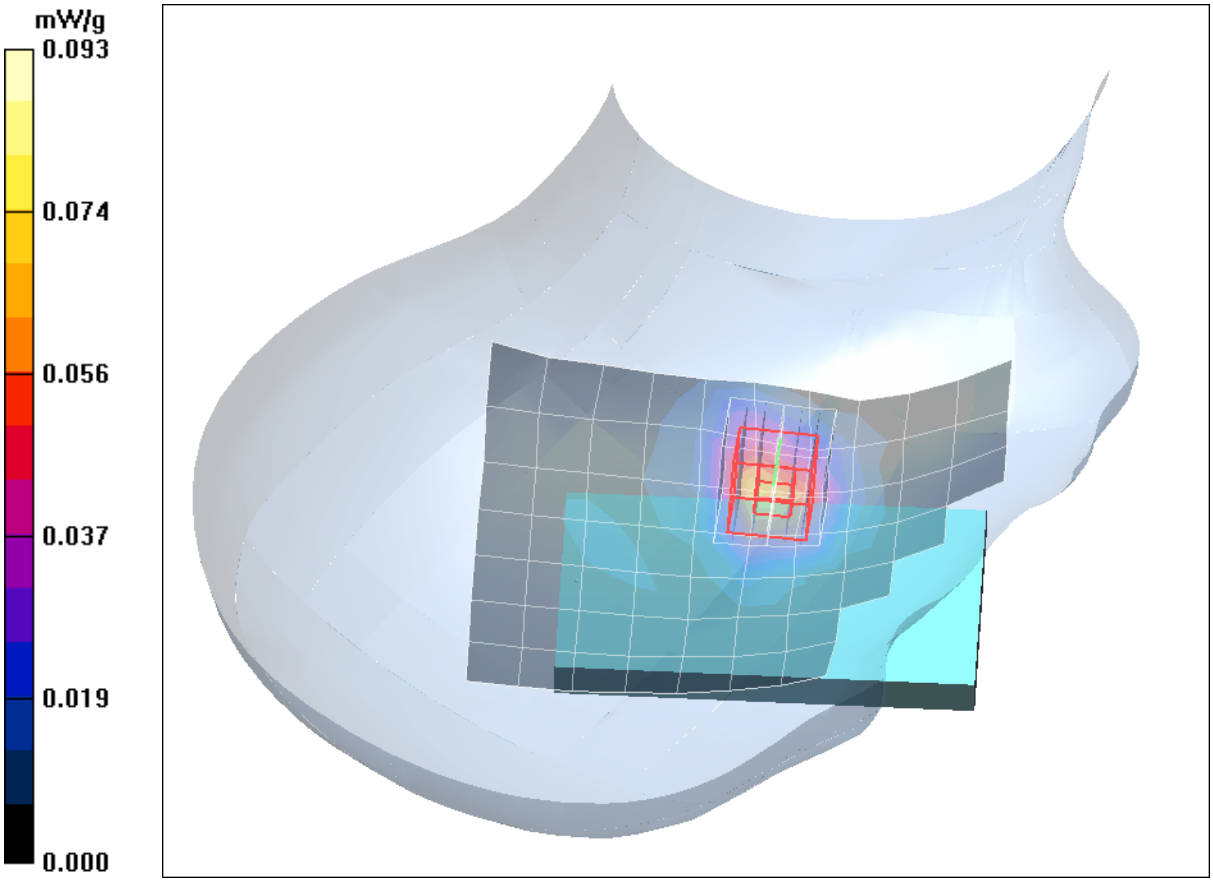

Fig. 7: SAR distribution for IEEE 802.11 b, channel 6, cheek position, right side of head (November 25, 2013).

Test Laboratory: Imst GmbH, DASY Yellow (II); File Name: PRXA10_ywrm_2_ch6_b.da4

DUT: Panasonic; Type: KX-PRXA10; Serial: 3GBQA001016

Program Name: IEEE 802.11 b

Communication System: WLAN 2450; Frequency: 2437 MHz;Duty Cycle: 1:1

Medium parameters used: f = 2437 MHz; σ = 1.78 mho/m; ε_r = 40.2; ρ = 1000 kg/m^3

Phantom section: Right Section

DASY4 Configuration:

- Probe: EX3DV4 - SN3860; ConvF(7.38, 7.38, 7.38); Calibrated: 29.07.2013
- Sensor-Surface: 4mm (Mechanical Surface Detection)
- Electronics: DAE4 Sn631; Calibrated: 23.09.2013
- Phantom: SAM Glycol 1340; Type: QD 000 P40 CB; Serial: TP-1340
- Measurement SW: DASY4, V4.7 Build 80; Postprocessing SW: SEMCAD, V1.8 Build 186

Tilted Right/Area Scan (8x11x1): Measurement grid: dx=15mm, dy=15mm

Maximum value of SAR (measured) = 0.031 mW/g

Tilted Right/Zoom Scan (7x7x7)/Cube 0: Measurement grid: dx=5mm, dy=5mm, dz=5mm

Reference Value = 4.40 V/m; Power Drift = -0.200 dB

Peak SAR (extrapolated) = 0.059 W/kg

SAR(1 g) = 0.030 mW/g; SAR(10 g) = 0.016 mW/g

Maximum value of SAR (measured) = 0.034 mW/g



Fig. 8: SAR distribution for IEEE 802.11 b, channel 6, tilted position, right side of head (November 25, 2013)

dasy_report_fcc_DECT_1900_plots_1.0.doc/110.05.2006/ABo

1.3 IEEE 802.11 g Head Measurement

Test Laboratory: Imst GmbH, DASY Yellow (II); File Name: PRXA10_ywlm_1_ch6_g.da4

DUT: Panasonic; Type: KX-PRXA10; Serial: 3GBQA001016
Program Name: IEEE 802.11 g

Communication System: WLAN 2450; Frequency: 2437 MHz;Duty Cycle: 1:1
Medium parameters used: f = 2437 MHz; σ = 1.78 mho/m; ε_r = 40.2; ρ = 1000 kg/m^3
Phantom section: Left Section

DASY4 Configuration:
- Probe: EX3DV4 - SN3860; ConvF(7.38, 7.38, 7.38); Calibrated: 29.07.2013
- Sensor-Surface: 4mm (Mechanical Surface Detection)
- Electronics: DAE4 Sn631; Calibrated: 23.09.2013
- Phantom: SAM Glycol 1340; Type: QD 000 P40 CB; Serial: TP-1340
- Measurement SW: DASY4, V4.7 Build 80; Postprocessing SW: SEMCAD, V1.8 Build 186

Cheek Left/Area Scan (10x13x1): Measurement grid: dx=12mm, dy=12mm
Maximum value of SAR (measured) = 0.113 mW/g
Cheek Left/Zoom Scan (7x7x7)/Cube 0: Measurement grid: dx=5mm, dy=5mm, dz=5mm
Reference Value = 2.86 V/m; Power Drift = 0.099 dB
Peak SAR (extrapolated) = 0.281 W/kg
SAR(1 g) = 0.117 mW/g; SAR(10 g) = 0.056 mW/g
Maximum value of SAR (measured) = 0.126 mW/g

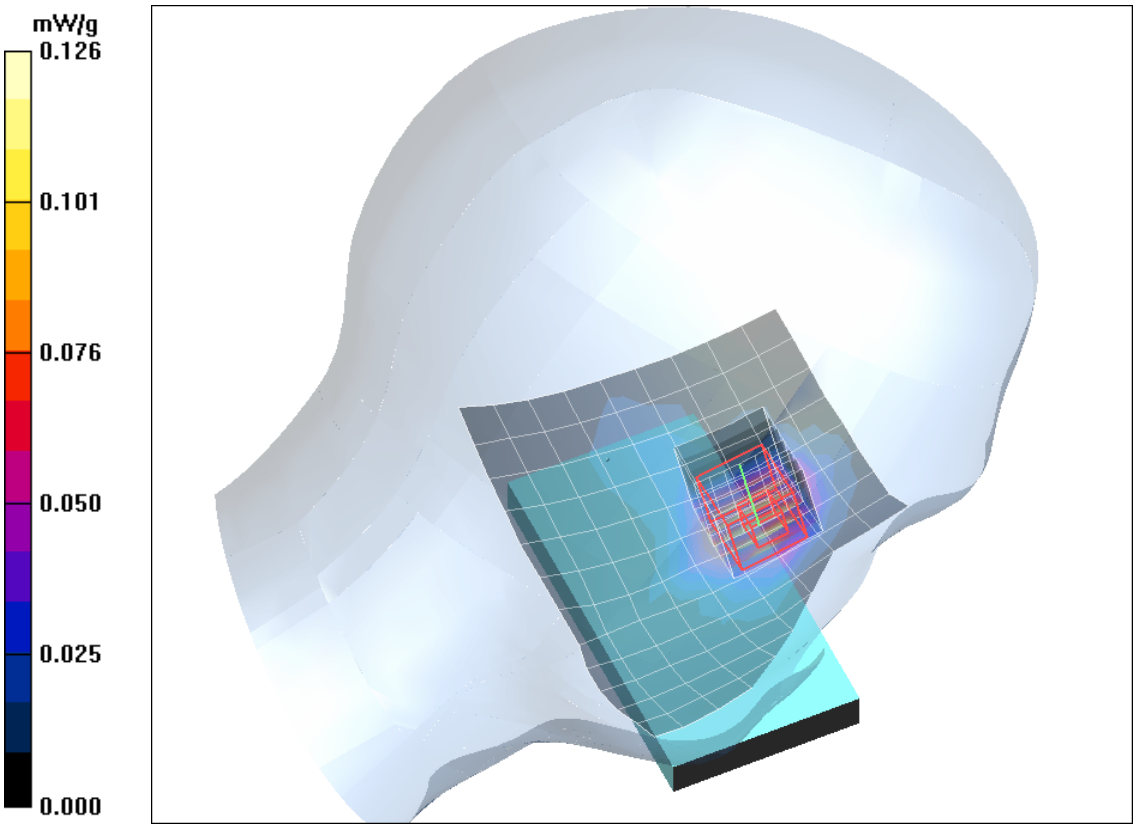

Fig. 9: SAR distribution for IEEE 802.11 g, channel 6, cheek position, left side of head (November 25, 2013).

Test Laboratory: Imst GmbH, DASY Yellow (II); File Name: PRXA10_ywlm_2_ch6_g.da4

DUT: Panasonic; Type: KX-PRXA10; Serial: 3GBQA001016
Program Name: IEEE 802.11 g

Communication System: WLAN 2450; Frequency: 2437 MHz;Duty Cycle: 1:1
Medium parameters used: f = 2437 MHz; σ = 1.78 mho/m; ε_r = 40.2; ρ = 1000 kg/m^3
Phantom section: Left Section

DASY4 Configuration:
- Probe: EX3DV4 - SN3860; ConvF(7.38, 7.38, 7.38); Calibrated: 29.07.2013
- Sensor-Surface: 4mm (Mechanical Surface Detection)
- Electronics: DAE4 Sn631; Calibrated: 23.09.2013
- Phantom: SAM Glycol 1340; Type: QD 000 P40 CB; Serial: TP-1340
- Measurement SW: DASY4, V4.7 Build 80; Postprocessing SW: SEMCAD, V1.8 Build 186

Tilted Left/Area Scan (10x13x1): Measurement grid: dx=12mm, dy=12mm
Maximum value of SAR (measured) = 0.049 mW/g
Tilted Left/Zoom Scan (7x7x7)/Cube 0: Measurement grid: dx=5mm, dy=5mm, dz=5mm
Reference Value = 5.07 V/m; Power Drift = 0.100 dB
Peak SAR (extrapolated) = 0.091 W/kg
SAR(1 g) = 0.050 mW/g; SAR(10 g) = 0.025 mW/g
Maximum value of SAR (measured) = 0.055 mW/g

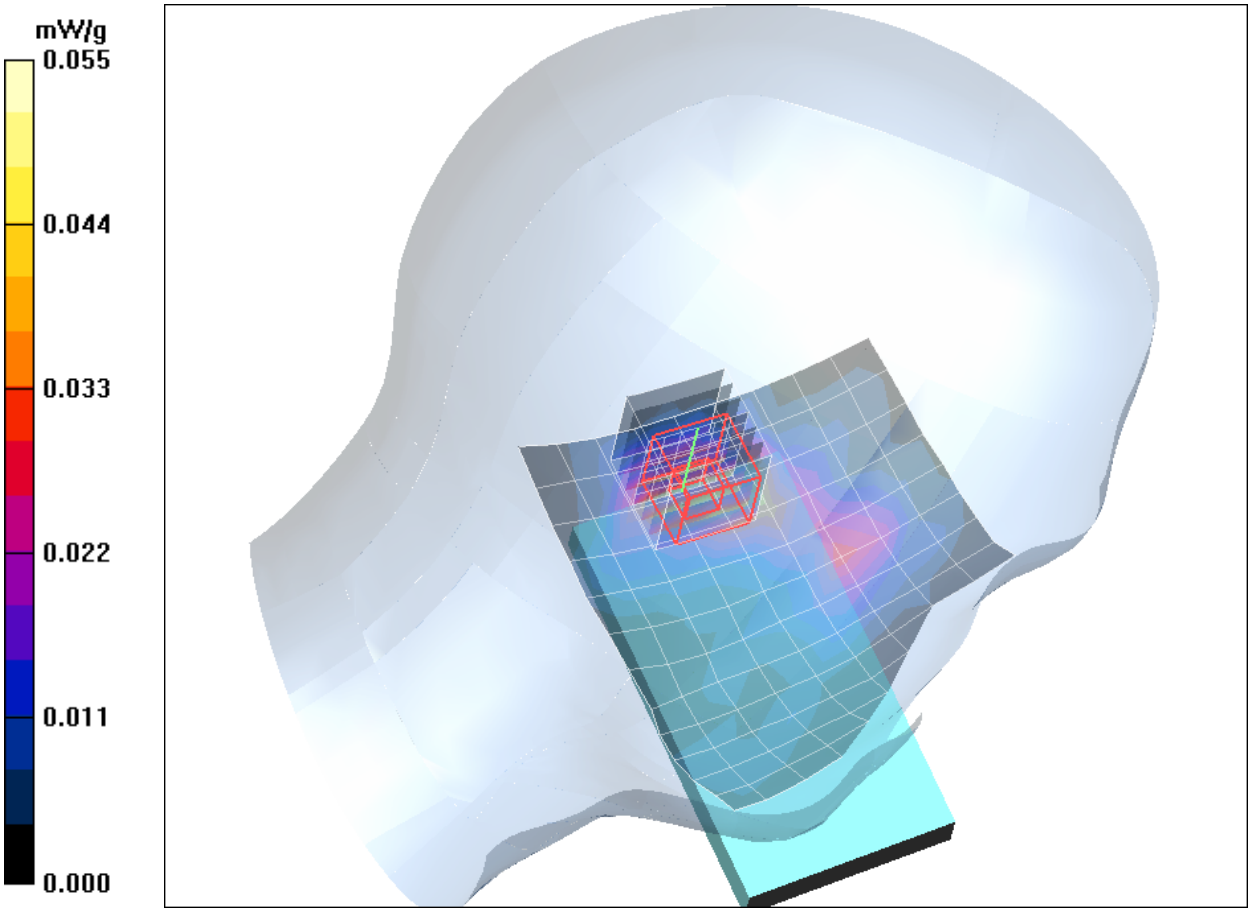

Fig. 10: SAR distribution for IEEE 802.11 g, channel 6, tilted position, left side of head (November 25, 2013).

Test Laboratory: Imst GmbH, DASY Yellow (II); File Name: PRXA10_ywrm_1_ch6_g.da4

DUT: Panasonic; Type: KX-PRXA10; Serial: 3GBQA001016

Program Name: IEEE 802.11 g

Communication System: WLAN 2450; Frequency: 2437 MHz;Duty Cycle: 1:1

Medium parameters used: f = 2437 MHz; σ = 1.78 mho/m; ε_r = 40.2; ρ = 1000 kg/m^3

Phantom section: Right Section

DASY4 Configuration:

- Probe: EX3DV4 - SN3860; ConvF(7.38, 7.38, 7.38); Calibrated: 29.07.2013
- Sensor-Surface: 4mm (Mechanical Surface Detection)
- Electronics: DAE4 Sn631; Calibrated: 23.09.2013
- Phantom: SAM Glycol 1340; Type: QD 000 P40 CB; Serial: TP-1340
- Measurement SW: DASY4, V4.7 Build 80; Postprocessing SW: SEMCAD, V1.8 Build 186

Cheek Right/Area Scan (8x11x1): Measurement grid: dx=15mm, dy=15mm

Maximum value of SAR (measured) = 0.090 mW/g

Cheek Right/Zoom Scan (7x7x7)/Cube 0: Measurement grid: dx=5mm, dy=5mm, dz=5mm

Reference Value = 2.76 V/m; Power Drift = -0.022 dB

Peak SAR (extrapolated) = 0.227 W/kg

SAR(1 g) = 0.098 mW/g; SAR(10 g) = 0.046 mW/g

Maximum value of SAR (measured) = 0.107 mW/g



Fig. 11: SAR distribution for IEEE 802.11 g, channel 6, cheek position, right side of head (November 25, 2013).

dasy_report_fcc_DECT_1900_plots_1.0.doc/110.05.2006/ABo

Test Laboratory: Imst GmbH, DASY Yellow (II); File Name: PRXA10_ywrm_2_ch6_g.da4

DUT: Panasonic; Type: KX-PRXA10; Serial: 3GBQA001016
Program Name: IEEE 802.11 g

Communication System: WLAN 2450; Frequency: 2437 MHz;Duty Cycle: 1:1
Medium parameters used: f = 2437 MHz; σ = 1.78 mho/m; ε_r = 40.2; ρ = 1000 kg/m^3
Phantom section: Right Section

DASY4 Configuration:
- Probe: EX3DV4 - SN3860; ConvF(7.38, 7.38, 7.38); Calibrated: 29.07.2013
- Sensor-Surface: 4mm (Mechanical Surface Detection)
- Electronics: DAE4 Sn631; Calibrated: 23.09.2013
- Phantom: SAM Glycol 1340; Type: QD 000 P40 CB; Serial: TP-1340
- Measurement SW: DASY4, V4.7 Build 80; Postprocessing SW: SEMCAD, V1.8 Build 186

Tilted Right/Area Scan (8x11x1): Measurement grid: dx=15mm, dy=15mm
Maximum value of SAR (measured) = 0.035 mW/g
Tilted Right/Zoom Scan (7x7x7)/Cube 0: Measurement grid: dx=5mm, dy=5mm, dz=5mm
Reference Value = 4.45 V/m; Power Drift = 0.123 dB
Peak SAR (extrapolated) = 0.073 W/kg
SAR(1 g) = 0.033 mW/g; SAR(10 g) = 0.016 mW/g
Maximum value of SAR (measured) = 0.037 mW/g



Fig. 12: SAR distribution for IEEE 802.11 g, channel 6, tilted position, right side of head (November 25, 2013)

1.4 IEEE 802.11 n Head Measurement

Test Laboratory: Imst GmbH, DASY Yellow (II); File Name: PRXA10_ywlm_1_ch6_n.da4

DUT: Panasonic; Type: KX-PRXA10; Serial: 3GBQA001016
Program Name: IEEE 802.11 n (HT20)

Communication System: WLAN 2450; Frequency: 2437 MHz;Duty Cycle: 1:1
Medium parameters used: f = 2437 MHz; σ = 1.78 mho/m; ε_r = 40.2; ρ = 1000 kg/m^3
Phantom section: Left Section

DASY4 Configuration:
- Probe: EX3DV4 - SN3860; ConvF(7.38, 7.38, 7.38); Calibrated: 29.07.2013
- Sensor-Surface: 4mm (Mechanical Surface Detection)
- Electronics: DAE4 Sn631; Calibrated: 23.09.2013
- Phantom: SAM Glycol 1340; Type: QD 000 P40 CB; Serial: TP-1340
- Measurement SW: DASY4, V4.7 Build 80; Postprocessing SW: SEMCAD, V1.8 Build 186

Cheek Left/Area Scan (10x13x1): Measurement grid: dx=12mm, dy=12mm
Maximum value of SAR (measured) = 0.150 mW/g
Cheek Left/Zoom Scan (7x7x7)/Cube 0: Measurement grid: dx=5mm, dy=5mm, dz=5mm
Reference Value = 3.45 V/m; Power Drift = 0.120 dB
Peak SAR (extrapolated) = 0.376 W/kg
SAR(1 g) = 0.151 mW/g; SAR(10 g) = 0.073 mW/g
Maximum value of SAR (measured) = 0.162 mW/g

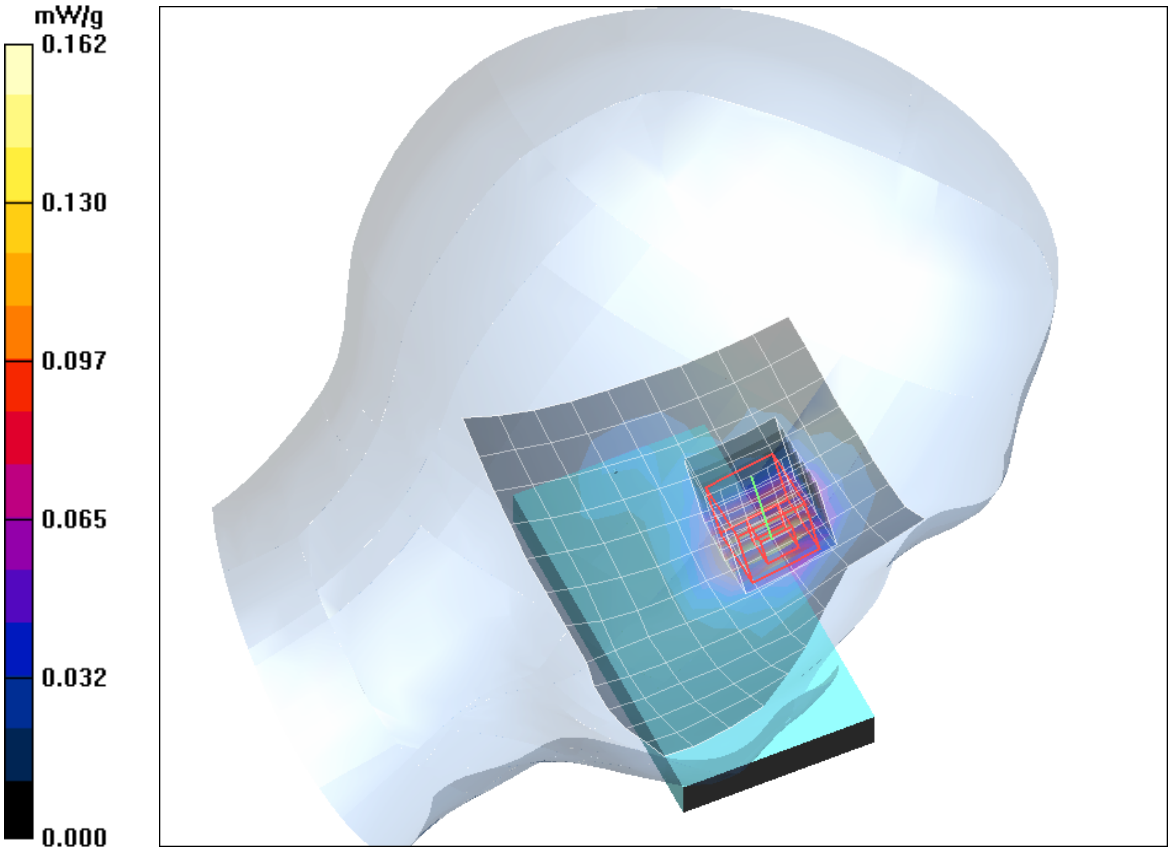

Fig. 13: SAR distribution for IEEE 802.11 n (HT20), channel 6, cheek position, left side of head (November 25, 2013).

dasy_report_fcc_DECT_1900_plots_1.0.doc/110.05.2006/ABo

Test Laboratory: Imst GmbH, DASY Yellow (II); File Name: PRXA10_ywlm_2_ch6_n.da4

DUT: Panasonic; Type: KX-PRXA10; Serial: 3GBQA001016
Program Name: IEEE 802.11 n (HT20)

Communication System: WLAN 2450; Frequency: 2437 MHz;Duty Cycle: 1:1
Medium parameters used: f = 2437 MHz; σ = 1.78 mho/m; ε_r = 40.2; ρ = 1000 kg/m^3
Phantom section: Left Section

DASY4 Configuration:
- Probe: EX3DV4 - SN3860; ConvF(7.38, 7.38, 7.38); Calibrated: 29.07.2013
- Sensor-Surface: 4mm (Mechanical Surface Detection)
- Electronics: DAE4 Sn631; Calibrated: 23.09.2013
- Phantom: SAM Glycol 1340; Type: QD 000 P40 CB; Serial: TP-1340
- Measurement SW: DASY4, V4.7 Build 80; Postprocessing SW: SEMCAD, V1.8 Build 186

Tilted Left/Area Scan (10x13x1): Measurement grid: dx=12mm, dy=12mm
Maximum value of SAR (measured) = 0.058 mW/g
Tilted Left/Zoom Scan (7x7x7)/Cube 0: Measurement grid: dx=5mm, dy=5mm, dz=5mm
Reference Value = 5.64 V/m; Power Drift = 0.181 dB
Peak SAR (extrapolated) = 0.109 W/kg
SAR(1 g) = 0.056 mW/g; SAR(10 g) = 0.029 mW/g
Maximum value of SAR (measured) = 0.062 mW/g

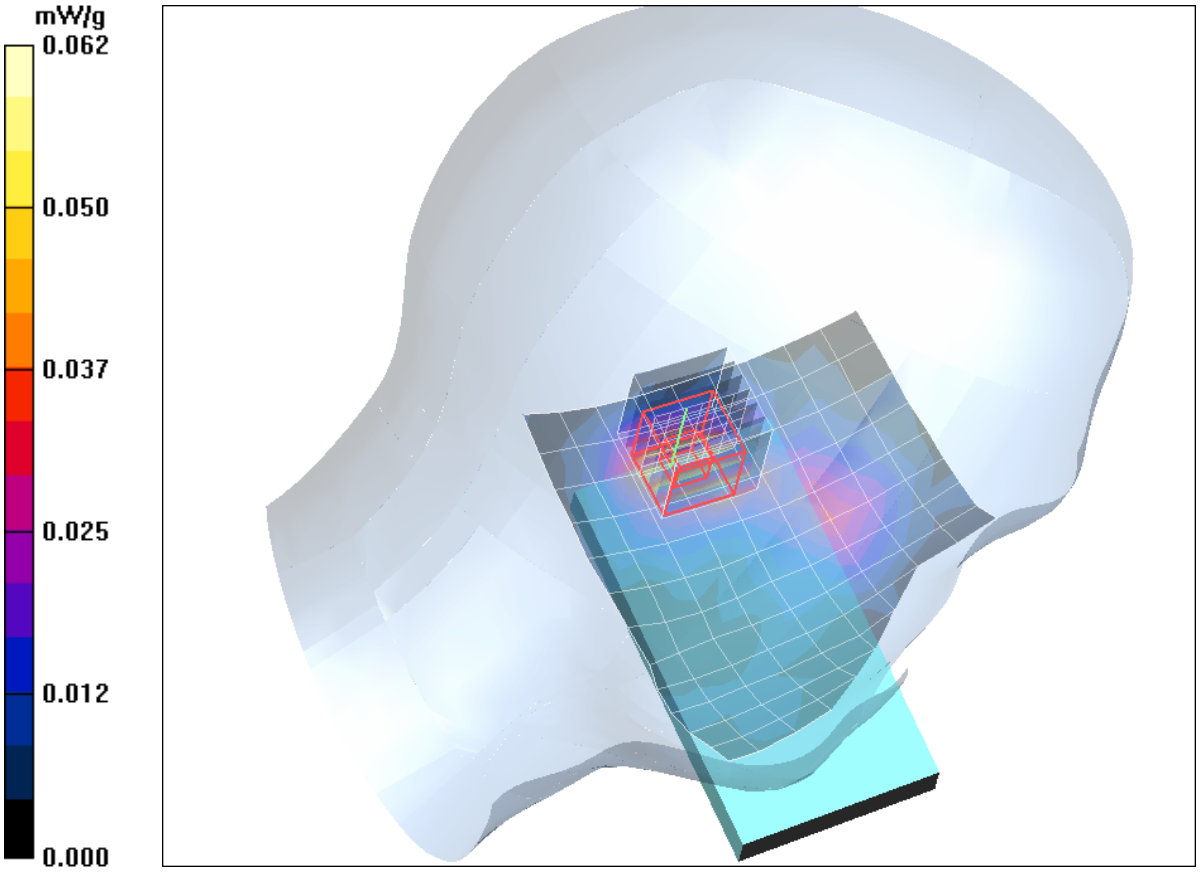

Fig. 14: SAR distribution for IEEE 802.11 n (HT20), channel 6, tilted position, left side of head (November 25, 2013).

Test Laboratory: Imst GmbH, DASY Yellow (II); File Name: PRXA10_ywrm_1_ch6_n.da4

DUT: Panasonic; Type: KX-PRXA10; Serial: 3GBQA001016
Program Name: IEEE 802.11 n (HT20)

Communication System: WLAN 2450; Frequency: 2437 MHz;Duty Cycle: 1:1
Medium parameters used: f = 2437 MHz; σ = 1.78 mho/m; ε_r = 40.2; ρ = 1000 kg/m^3
Phantom section: Right Section

DASY4 Configuration:
- Probe: EX3DV4 - SN3860; ConvF(7.38, 7.38, 7.38); Calibrated: 29.07.2013
- Sensor-Surface: 4mm (Mechanical Surface Detection)
- Electronics: DAE4 Sn631; Calibrated: 23.09.2013
- Phantom: SAM Glycol 1340; Type: QD 000 P40 CB; Serial: TP-1340
- Measurement SW: DASY4, V4.7 Build 80; Postprocessing SW: SEMCAD, V1.8 Build 186

Cheek Right/Area Scan (8x11x1): Measurement grid: dx=15mm, dy=15mm
Maximum value of SAR (measured) = 0.129 mW/g
Cheek Right/Zoom Scan (7x7x7)/Cube 0: Measurement grid: dx=5mm, dy=5mm, dz=5mm
Reference Value = 4.69 V/m; Power Drift = -0.190 dB
Peak SAR (extrapolated) = 0.353 W/kg
SAR(1 g) = 0.147 mW/g; SAR(10 g) = 0.073 mW/g
Maximum value of SAR (measured) = 0.164 mW/g



Fig. 15: SAR distribution for IEEE 802.11 n (HT20), channel 6, cheek position, right side of head (November 25, 2013).

Test Laboratory: Imst GmbH, DASY Yellow (II); File Name: PRXA10_ywrm_2_ch6_n.da4

DUT: Panasonic; Type: KX-PRXA10; Serial: 3GBQA001016
Program Name: IEEE 802.11 n (HT20)

Communication System: WLAN 2450; Frequency: 2437 MHz;Duty Cycle: 1:1
Medium parameters used: f = 2437 MHz; σ = 1.78 mho/m; ε_r = 40.2; ρ = 1000 kg/m^3
Phantom section: Right Section

DASY4 Configuration:
- Probe: EX3DV4 - SN3860; ConvF(7.38, 7.38, 7.38); Calibrated: 29.07.2013
- Sensor-Surface: 4mm (Mechanical Surface Detection)
- Electronics: DAE4 Sn631; Calibrated: 23.09.2013
- Phantom: SAM Glycol 1340; Type: QD 000 P40 CB; Serial: TP-1340
- Measurement SW: DASY4, V4.7 Build 80; Postprocessing SW: SEMCAD, V1.8 Build 186

Tilted Right/Area Scan (8x11x1): Measurement grid: dx=15mm, dy=15mm
Maximum value of SAR (measured) = 0.059 mW/g
Tilted Right/Zoom Scan (7x7x7)/Cube 0: Measurement grid: dx=5mm, dy=5mm, dz=5mm
Reference Value = 5.88 V/m; Power Drift = 0.179 dB
Peak SAR (extrapolated) = 0.113 W/kg
SAR(1 g) = 0.060 mW/g; SAR(10 g) = 0.036 mW/g
Maximum value of SAR (measured) = 0.066 mW/g



Fig. 16: SAR distribution for IEEE 802.11 n (HT20), channel 6, tilted position, right side of head (November 25, 2013)

Test Laboratory: Imst GmbH, DASY Yellow (II); File Name: PRXA10_ywll_1_ch1_n.da4

DUT: Panasonic; Type: KX-PRXA10; Serial: 3GBQA001016
Program Name: IEEE 802.11 n (HT20)

Communication System: WLAN 2450; Frequency: 2412 MHz;Duty Cycle: 1:1
Medium parameters used: f = 2412 MHz; σ = 1.73 mho/m; ε_r = 40.5; ρ = 1000 kg/m^3
Phantom section: Left Section

DASY4 Configuration:
- Probe: EX3DV4 - SN3860; ConvF(7.38, 7.38, 7.38); Calibrated: 29.07.2013
- Sensor-Surface: 4mm (Mechanical Surface Detection)
- Electronics: DAE4 Sn631; Calibrated: 23.09.2013
- Phantom: SAM Glycol 1340; Type: QD 000 P40 CB; Serial: TP-1340
- Measurement SW: DASY4, V4.7 Build 80; Postprocessing SW: SEMCAD, V1.8 Build 186

Cheek Left/Area Scan (10x13x1): Measurement grid: dx=12mm, dy=12mm
Maximum value of SAR (measured) = 0.109 mW/g
Cheek Left/Zoom Scan (7x7x7)/Cube 0: Measurement grid: dx=5mm, dy=5mm, dz=5mm
Reference Value = 2.54 V/m; Power Drift = 0.068 dB
Peak SAR (extrapolated) = 0.245 W/kg
SAR(1 g) = 0.110 mW/g; SAR(10 g) = 0.053 mW/g
Maximum value of SAR (measured) = 0.119 mW/g

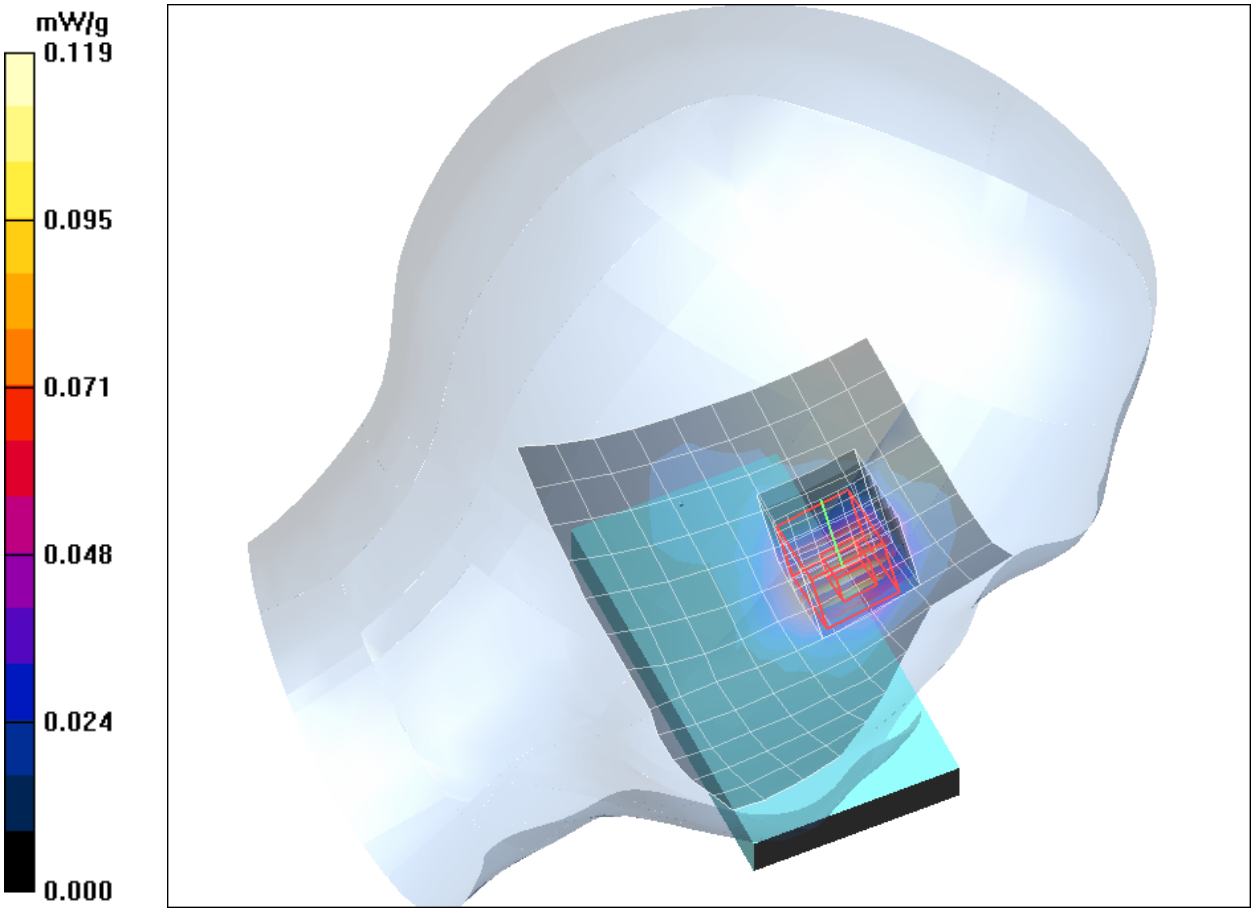

Fig. 17: SAR distribution for IEEE 802.11 n (HT20), channel 1, cheek position, left side of head (November 25, 2013).

Test Laboratory: Imst GmbH, DASY Yellow (II); File Name: PRXA10_ywlh_1_ch11_n.da4

DUT: Panasonic; Type: KX-PRXA10; Serial: 3GBQA001016
Program Name: IEEE 802.11 n (HT20)

Communication System: WLAN 2450; Frequency: 2462 MHz;Duty Cycle: 1:1
Medium parameters used: f = 2462 MHz; σ = 1.85 mho/m; ε_r = 40.2; ρ = 1000 kg/m^3
Phantom section: Left Section

DASY4 Configuration:
- Probe: EX3DV4 - SN3860; ConvF(7.38, 7.38, 7.38); Calibrated: 29.07.2013
- Sensor-Surface: 4mm (Mechanical Surface Detection)
- Electronics: DAE4 Sn631; Calibrated: 23.09.2013
- Phantom: SAM Glycol 1340; Type: QD 000 P40 CB; Serial: TP-1340
- Measurement SW: DASY4, V4.7 Build 80; Postprocessing SW: SEMCAD, V1.8 Build 186

Cheek Left/Area Scan (10x13x1): Measurement grid: dx=12mm, dy=12mm
Maximum value of SAR (measured) = 0.038 mW/g
Cheek Left/Zoom Scan (7x7x7)/Cube 0: Measurement grid: dx=5mm, dy=5mm, dz=5mm
Reference Value = 2.60 V/m; Power Drift = -0.157 dB
Peak SAR (extrapolated) = 0.114 W/kg
SAR(1 g) = 0.037 mW/g; SAR(10 g) = 0.024 mW/g

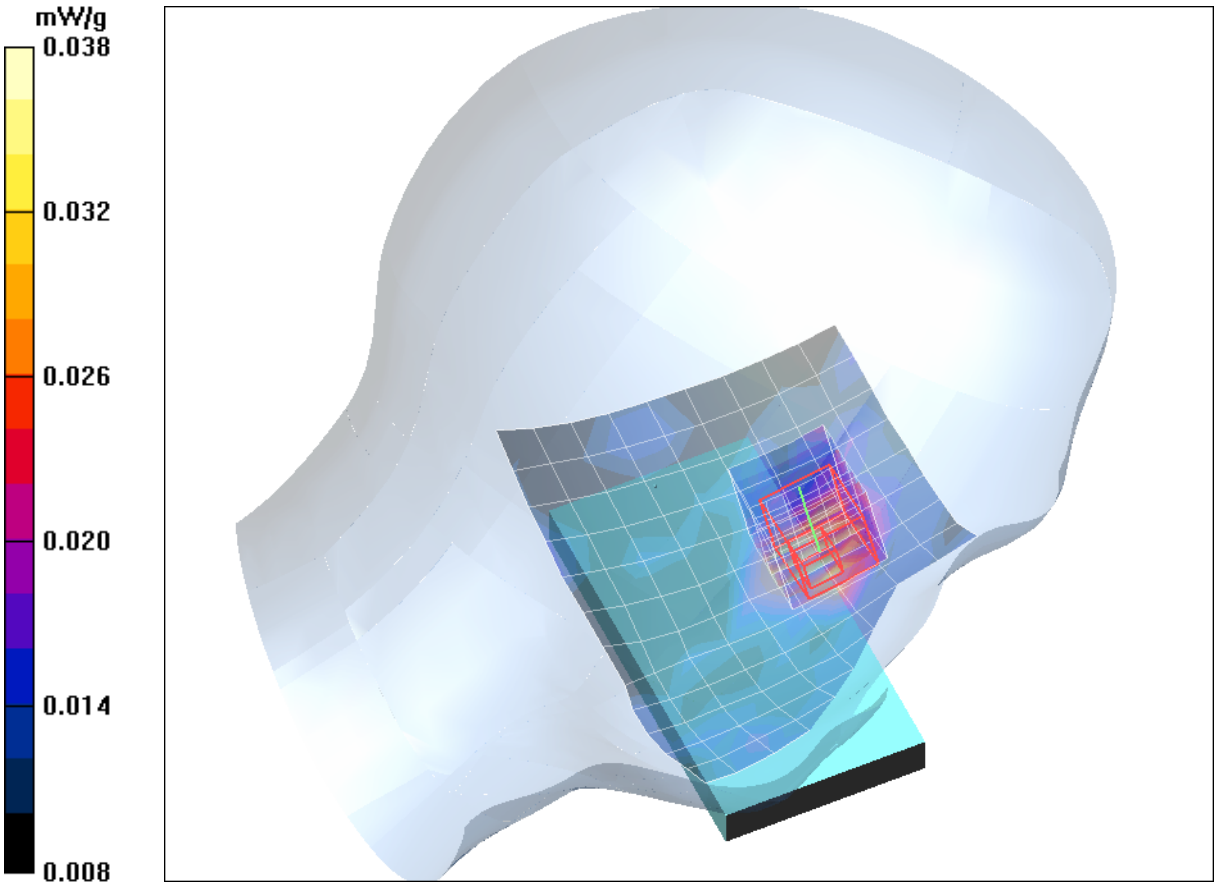

Fig. 18: SAR distribution for IEEE 802.11 n (HT20), channel 11, cheek position, left side of head (November 25, 2013).

Test Laboratory: Imst GmbH, DASY Yellow (II); File Name: PRXA10_ywlm_1_ch6_n_40.da4

DUT: Panasonic; Type: KX-PRXA10; Serial: 3GBQA001016

Program Name: IEEE 802.11 n

Communication System: WLAN 2450; Frequency: 2437 MHz;Duty Cycle: 1:1

Medium parameters used: f = 2437 MHz; σ = 1.78 mho/m; ε_r = 40.2; ρ = 1000 kg/m^3

Phantom section: Left Section

DASY4 Configuration:

- Probe: EX3DV4 - SN3860; ConvF(7.38, 7.38, 7.38); Calibrated: 29.07.2013
- Sensor-Surface: 4mm (Mechanical Surface Detection)
- Electronics: DAE4 Sn631; Calibrated: 23.09.2013
- Phantom: SAM Glycol 1340; Type: QD 000 P40 CB; Serial: TP-1340
- Measurement SW: DASY4, V4.7 Build 80; Postprocessing SW: SEMCAD, V1.8 Build 186

Cheek Left/Area Scan (10x13x1): Measurement grid: dx=12mm, dy=12mm

Maximum value of SAR (measured) = 0.141 mW/g

Cheek Left/Zoom Scan (7x7x7)/Cube 0: Measurement grid: dx=5mm, dy=5mm, dz=5mm

Reference Value = 3.59 V/m; Power Drift = 0.082 dB

Peak SAR (extrapolated) = 0.386 W/kg

SAR(1 g) = 0.148 mW/g; SAR(10 g) = 0.070 mW/g

Maximum value of SAR (measured) = 0.158 mW/g

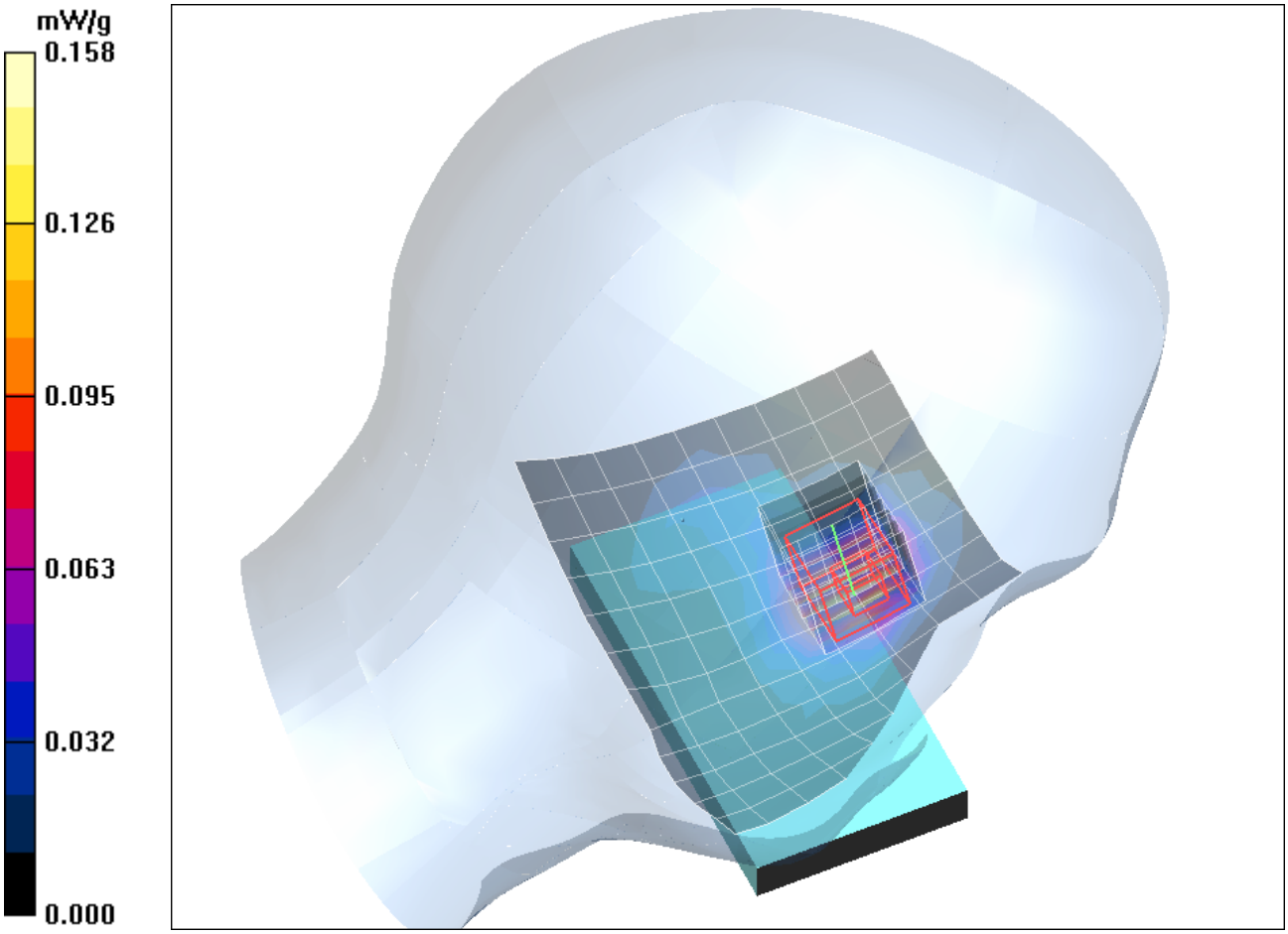

Fig. 19: SAR distribution for IEEE 802.11 n (HT40), channel 6, cheek position, left side of head (November 25, 2013).

1.5 DECT Body Measurement

Test Laboratory: Imst GmbH, DASY Yellow (II); File Name: PRXA10_yphm_1_dspl_up.da4

DUT: Panasonic; Type: KX-PRXA10; Serial: 3GBQA001016
Program Name: DECT

Communication System: DECT US; Frequency: 1924.99 MHz;Duty Cycle: 1:24
Medium parameters used: f = 1924.99 MHz; σ = 1.58 mho/m; ε_r = 52.8; ρ = 1000 kg/m^3
Phantom section: Flat Section

DASY4 Configuration:
- Probe: ET3DV6R - SN1669; ConvF(4.68, 4.68, 4.68); Calibrated: 19.02.2013
- Sensor-Surface: 4mm (Mechanical Surface Detection)
- Electronics: DAE4 Sn631; Calibrated: 23.09.2013
- Phantom: SAM Glycol 1340; Type: QD 000 P40 CB; Serial: TP-1340
- Measurement SW: DASY4, V4.7 Build 80; Postprocessing SW: SEMCAD, V1.8 Build 186

Body Worn/Area Scan (8x11x1): Measurement grid: dx=15mm, dy=15mm
Maximum value of SAR (measured) = 0.030 mW/g
Body Worn/Zoom Scan (7x7x7)/Cube 0: Measurement grid: dx=5mm, dy=5mm, dz=5mm
Reference Value = 1.27 V/m; Power Drift = 0.181 dB
Peak SAR (extrapolated) = 0.072 W/kg
SAR(1 g) = 0.034 mW/g; SAR(10 g) = 0.017 mW/g
Maximum value of SAR (measured) = 0.037 mW/g

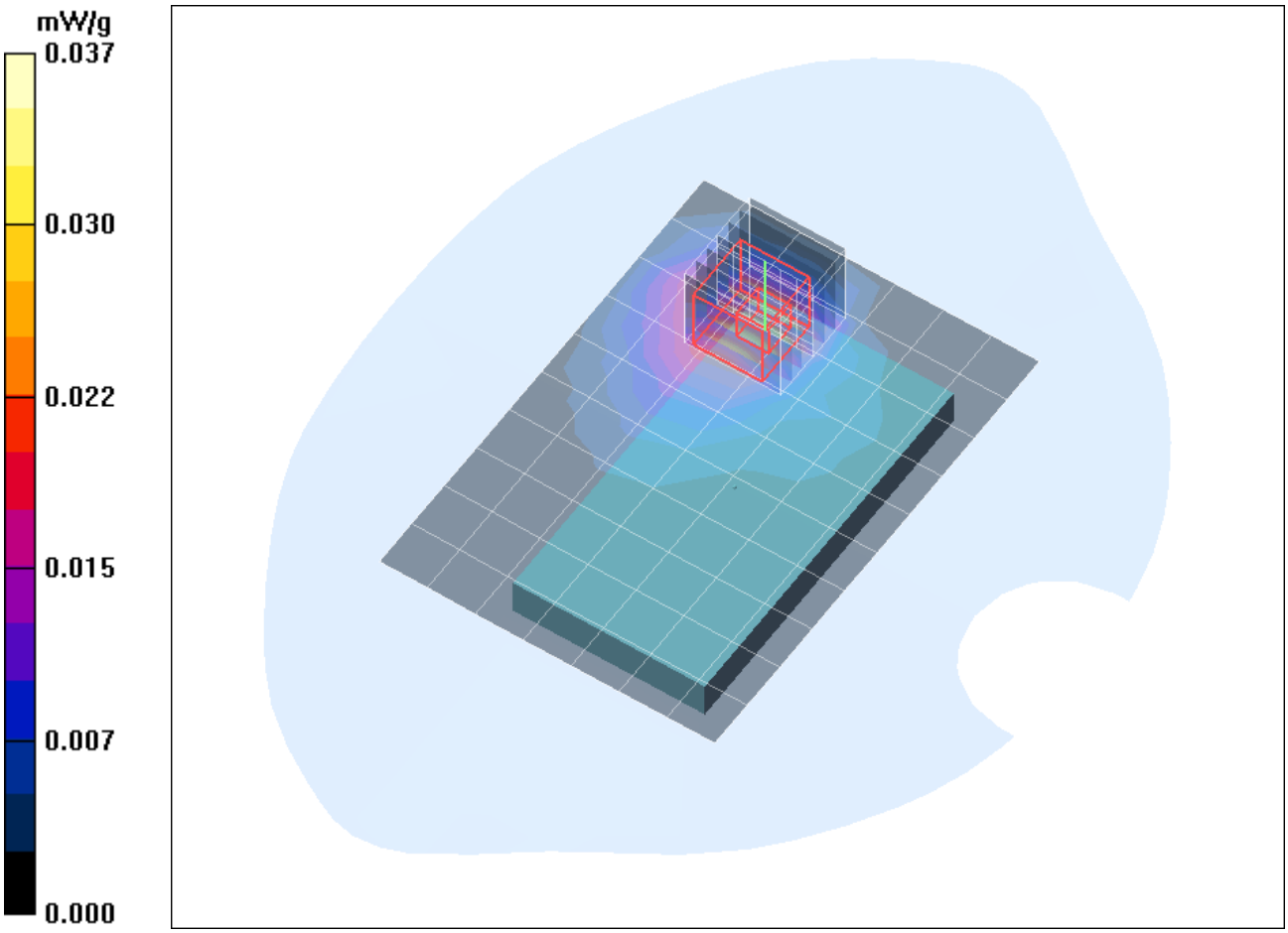

Fig. 20: SAR distribution for DECT US, channel 2, position 1, display towards the phantom (December 02, 2013).

dasy_report_fcc_DECT_1900_plots_1.0.doc/110.05.2006/ABo

Test Laboratory: Imst GmbH, DASY Yellow (II); File Name: PRXA10_yphm_2_dspl_down.da4

DUT: Panasonic; Type: KX-PRXA10; Serial: 3GBQA001016
Program Name: DECT

Communication System: DECT US; Frequency: 1924.99 MHz;Duty Cycle: 1:24
Medium parameters used: f = 1924.99 MHz; σ = 1.58 mho/m; ε_r = 52.8; ρ = 1000 kg/m^3
Phantom section: Flat Section

DASY4 Configuration:
- Probe: ET3DV6R - SN1669; ConvF(4.68, 4.68, 4.68); Calibrated: 19.02.2013
- Sensor-Surface: 4mm (Mechanical Surface Detection)
- Electronics: DAE4 Sn631; Calibrated: 23.09.2013
- Phantom: SAM Glycol 1340; Type: QD 000 P40 CB; Serial: TP-1340
- Measurement SW: DASY4, V4.7 Build 80; Postprocessing SW: SEMCAD, V1.8 Build 186

Body Worn/Area Scan (8x11x1): Measurement grid: dx=15mm, dy=15mm
Maximum value of SAR (measured) = 0.046 mW/g
Body Worn/Zoom Scan (7x7x7)/Cube 0: Measurement grid: dx=5mm, dy=5mm, dz=5mm
Reference Value = 3.34 V/m; Power Drift = -0.170 dB
Peak SAR (extrapolated) = 0.108 W/kg
SAR(1 g) = 0.043 mW/g; SAR(10 g) = 0.019 mW/g
Maximum value of SAR (measured) = 0.053 mW/g

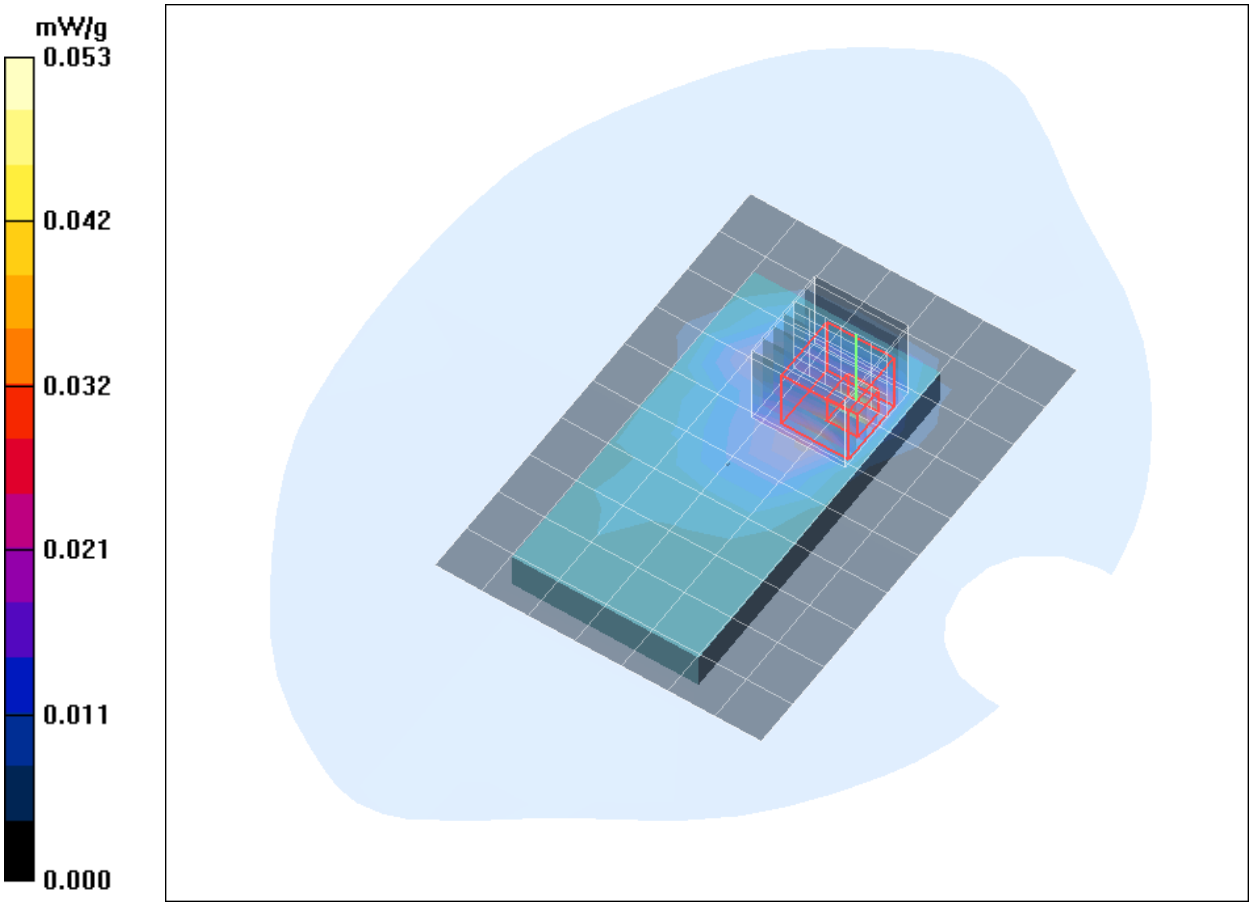

Fig. 21: SAR distribution for DECT US, channel 2, position 2, display towards the ground (December 02, 2013).

dasy_report_fcc_DECT_1900_plots_1.0.doc/110.05.2006/ABo

1.6 IEEE 802.11 b Body Measurement

Test Laboratory: Imst GmbH, DASY Yellow (II); File Name:
PRXA10_ybhm_1_b_ch6_dspl_up_0mm.da4

DUT: Panasonic; Type: KX-PRXA10; Serial: 3GBQA001016
Program Name: IEEE 802.11 b

Communication System: WLAN 2450; Frequency: 2437 MHz;Duty Cycle: 1:1
Medium parameters used: f = 2437 MHz; σ = 1.96 mho/m; ε_r = 51.6; ρ = 1000 kg/m^3
Phantom section: Flat Section

DASY4 Configuration:
- Probe: EX3DV4 - SN3860; ConvF(7.47, 7.47, 7.47); Calibrated: 29.07.2013
- Sensor-Surface: 4mm (Mechanical Surface Detection)
- Electronics: DAE4 Sn631; Calibrated: 23.09.2013
- Phantom: SAM Glycol 1340; Type: QD 000 P40 CB; Serial: TP-1340
- Measurement SW: DASY4, V4.7 Build 80; Postprocessing SW: SEMCAD, V1.8 Build 186

Body Worn/Area Scan (9x13x1): Measurement grid: dx=12mm, dy=12mm
Maximum value of SAR (measured) = 0.248 mW/g
Body Worn/Zoom Scan (7x7x7)/Cube 0: Measurement grid: dx=5mm, dy=5mm, dz=5mm
Reference Value = 4.74 V/m; Power Drift = 0.149 dB
Peak SAR (extrapolated) = 0.735 W/kg
SAR(1 g) = 0.276 mW/g; SAR(10 g) = 0.124 mW/g
Maximum value of SAR (measured) = 0.300 mW/g

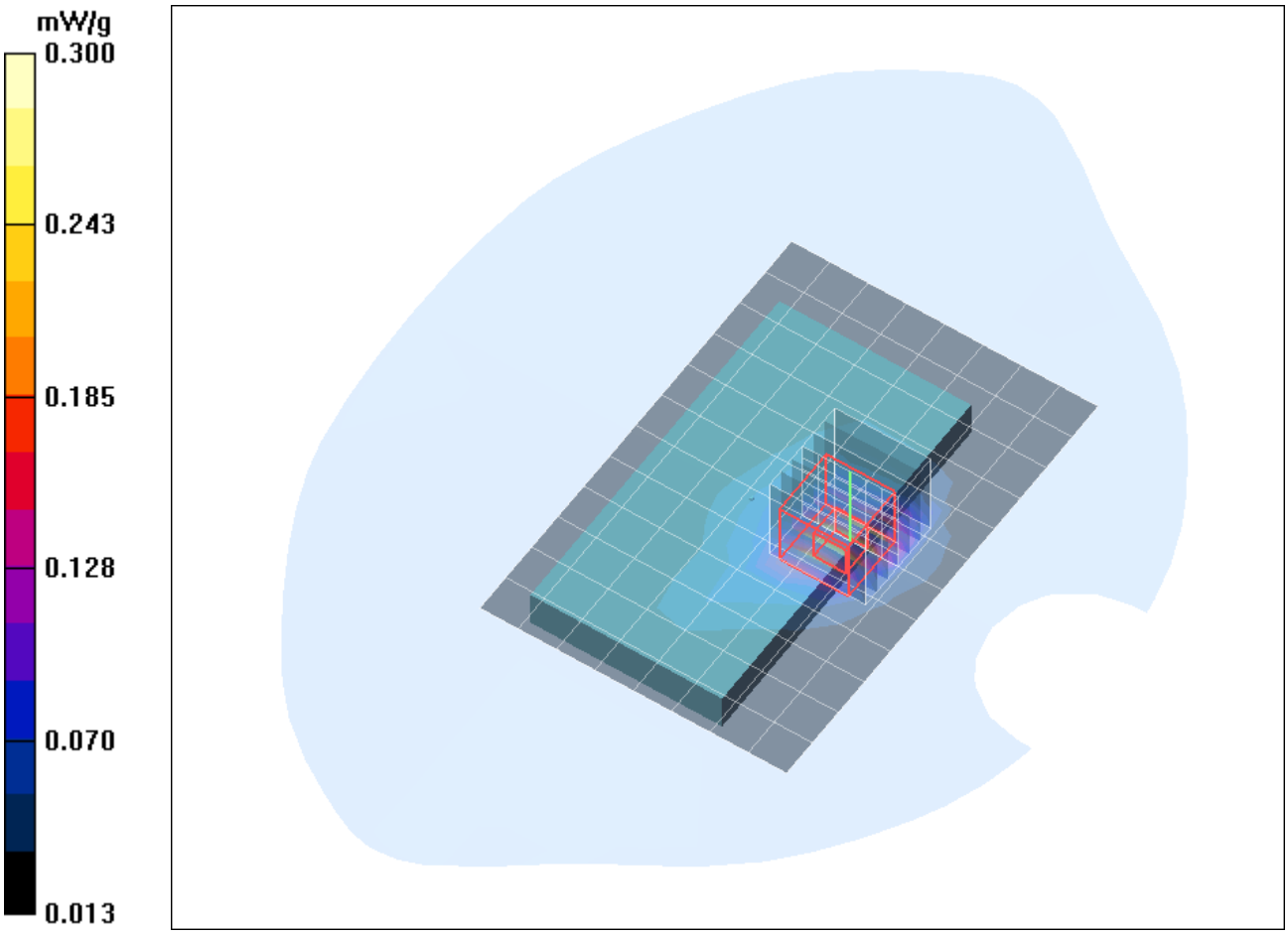

Fig. 22: SAR distribution for IEEE 802.11 b, channel 6, position 1, display towards the phantom (November 28, 2013).

Test Laboratory: Imst GmbH, DASY Yellow (II); File Name:
PRXA10_ybhm_2_b_ch6_dspl_down_0mm.da4

DUT: Panasonic; Type: KX-PRXA10; Serial: 3GBQA001016
Program Name: IEEE 802.11 b

Communication System: WLAN 2450; Frequency: 2437 MHz;Duty Cycle: 1:1
Medium parameters used: f = 2437 MHz; σ = 1.96 mho/m; ε_r = 51.6; ρ = 1000 kg/m^3
Phantom section: Flat Section

DASY4 Configuration:
- Probe: EX3DV4 - SN3860; ConvF(7.47, 7.47, 7.47); Calibrated: 29.07.2013
- Sensor-Surface: 4mm (Mechanical Surface Detection)
- Electronics: DAE4 Sn631; Calibrated: 23.09.2013
- Phantom: SAM Glycol 1340; Type: QD 000 P40 CB; Serial: TP-1340
- Measurement SW: DASY4, V4.7 Build 80; Postprocessing SW: SEMCAD, V1.8 Build 186

Body Worn/Area Scan (9x13x1): Measurement grid: dx=12mm, dy=12mm
Maximum value of SAR (measured) = 0.514 mW/g
Body Worn/Zoom Scan (7x7x7)/Cube 0: Measurement grid: dx=5mm, dy=5mm, dz=5mm
Reference Value = 5.59 V/m; Power Drift = 0.090 dB
Peak SAR (extrapolated) = 1.59 W/kg
SAR(1 g) = 0.493 mW/g; SAR(10 g) = 0.203 mW/g
Maximum value of SAR (measured) = 0.549 mW/g

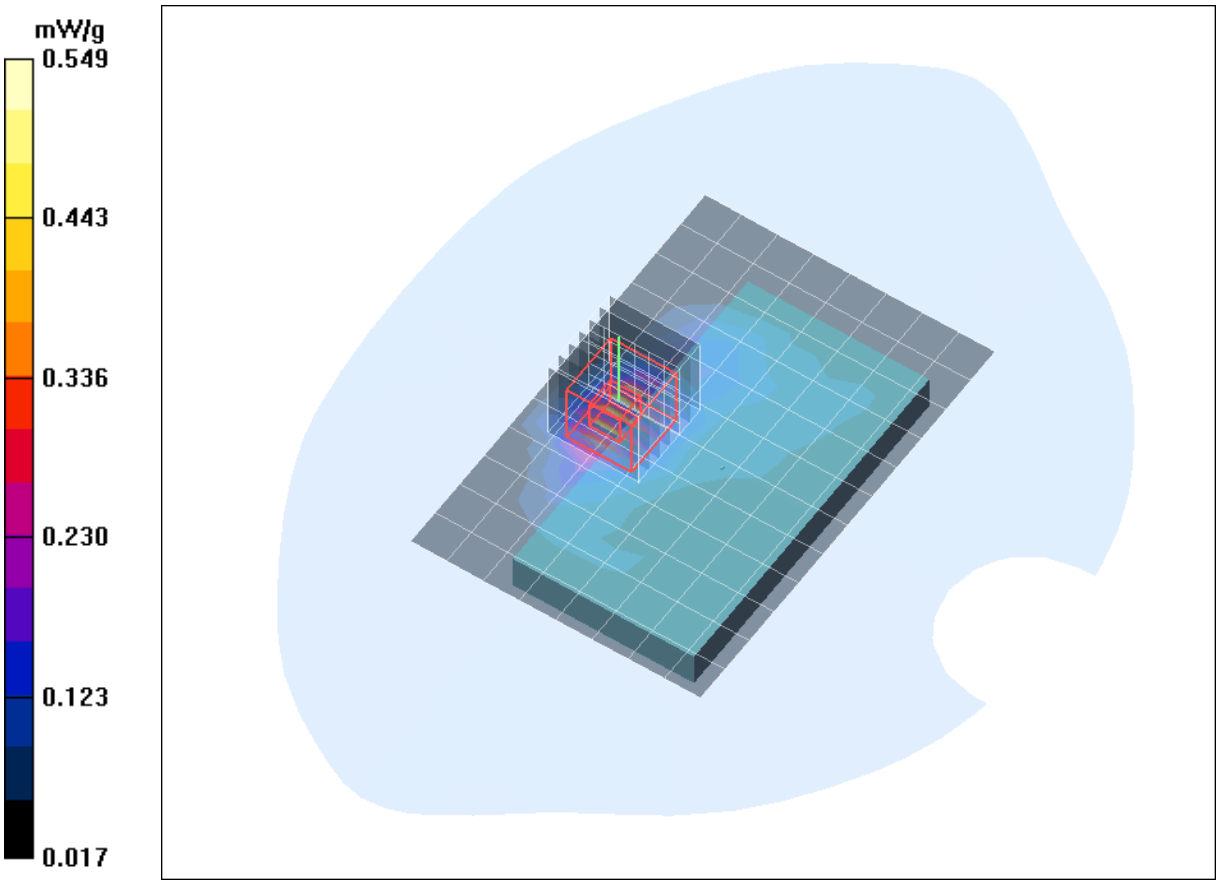

Fig. 23: SAR distribution for IEEE 802.11 b, channel 6, position 2, display towards the ground (November 28, 2013).

1.7 IEEE 802.11 g Body Measurement

Test Laboratory: Imst GmbH, DASY Yellow (II); File Name:
PRXA10_ybhm_1_g_ch6_dspl_up_0mm.da4

DUT: Panasonic; Type: KX-PRXA10; Serial: 3GBQA001016
Program Name: IEEE 802.11 g

Communication System: WLAN 2450; Frequency: 2437 MHz;Duty Cycle: 1:1
Medium parameters used: f = 2437 MHz; σ = 1.96 mho/m; ε_r = 51.6; ρ = 1000 kg/m^3
Phantom section: Flat Section

DASY4 Configuration:
- Probe: EX3DV4 - SN3860; ConvF(7.47, 7.47, 7.47); Calibrated: 29.07.2013
- Sensor-Surface: 4mm (Mechanical Surface Detection)
- Electronics: DAE4 Sn631; Calibrated: 23.09.2013
- Phantom: SAM Glycol 1340; Type: QD 000 P40 CB; Serial: TP-1340
- Measurement SW: DASY4, V4.7 Build 80; Postprocessing SW: SEMCAD, V1.8 Build 186

Body Worn/Area Scan (9x13x1): Measurement grid: dx=12mm, dy=12mm
Maximum value of SAR (measured) = 0.304 mW/g
Body Worn/Zoom Scan (7x7x7)/Cube 0: Measurement grid: dx=5mm, dy=5mm, dz=5mm
Reference Value = 3.97 V/m; Power Drift = 0.016 dB
Peak SAR (extrapolated) = 0.827 W/kg
SAR(1 g) = 0.312 mW/g; SAR(10 g) = 0.132 mW/g
Maximum value of SAR (measured) = 0.351 mW/g

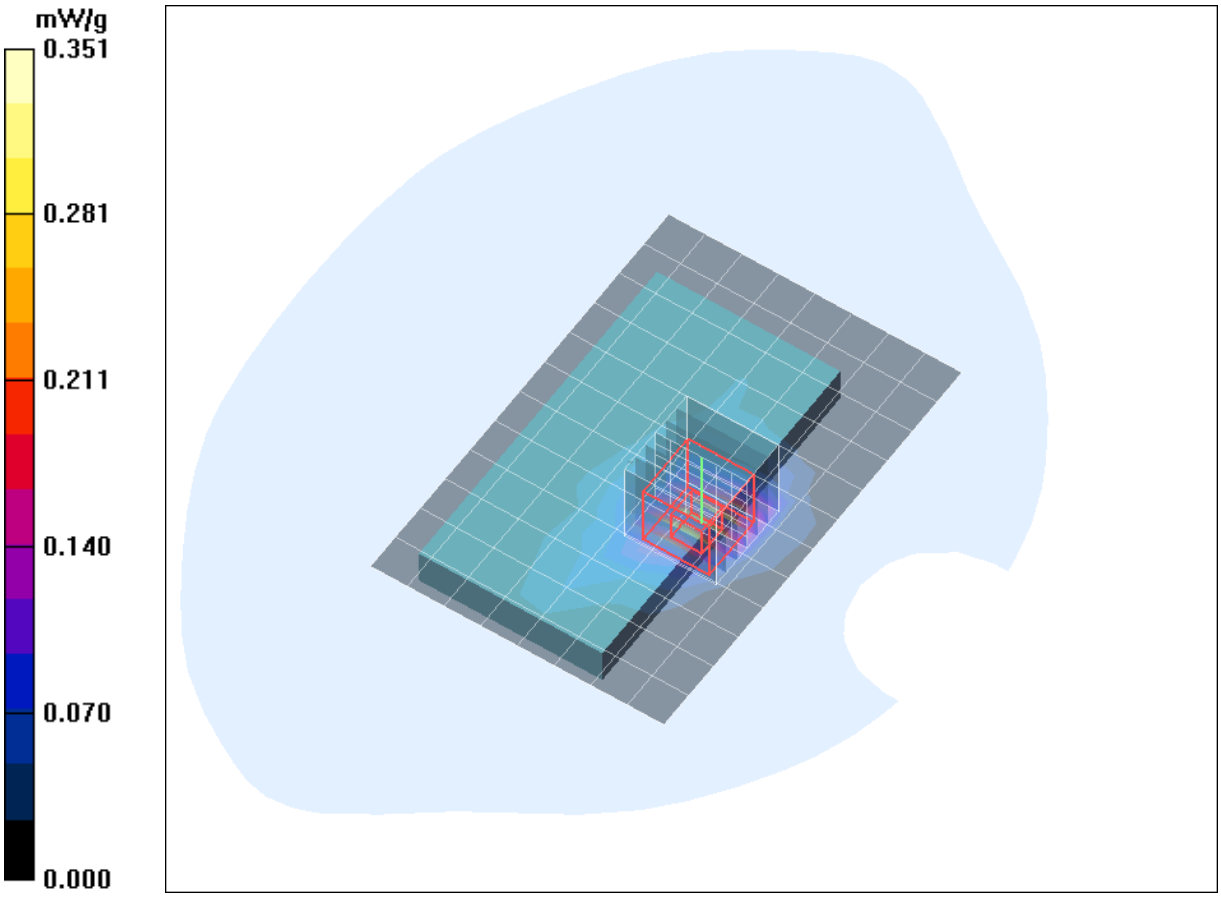

Fig. 24: SAR distribution for IEEE 802.11 g, channel 6, position 1, display towards the phantom (November 28, 2013).

Test Laboratory: Imst GmbH, DASY Yellow (II); File Name:
PRXA10_ybhm_2_g_ch6_dspl_down_0mm.da4

DUT: Panasonic; Type: KX-PRXA10; Serial: 3GBQA001016
Program Name: IEEE 802.11 g

Communication System: WLAN 2450; Frequency: 2437 MHz;Duty Cycle: 1:1
Medium parameters used: f = 2437 MHz; σ = 1.96 mho/m; ε_r = 51.6; ρ = 1000 kg/m^3
Phantom section: Flat Section

DASY4 Configuration:
- Probe: EX3DV4 - SN3860; ConvF(7.47, 7.47, 7.47); Calibrated: 29.07.2013
- Sensor-Surface: 4mm (Mechanical Surface Detection)
- Electronics: DAE4 Sn631; Calibrated: 23.09.2013
- Phantom: SAM Glycol 1340; Type: QD 000 P40 CB; Serial: TP-1340
- Measurement SW: DASY4, V4.7 Build 80; Postprocessing SW: SEMCAD, V1.8 Build 186

Body Worn/Area Scan (9x13x1): Measurement grid: dx=12mm, dy=12mm
Maximum value of SAR (measured) = 0.646 mW/g
Body Worn/Zoom Scan (7x7x7)/Cube 0: Measurement grid: dx=5mm, dy=5mm, dz=5mm
Reference Value = 4.60 V/m; Power Drift = 0.108 dB
Peak SAR (extrapolated) = 1.83 W/kg
SAR(1 g) = 0.596 mW/g; SAR(10 g) = 0.248 mW/g
Maximum value of SAR (measured) = 0.653 mW/g

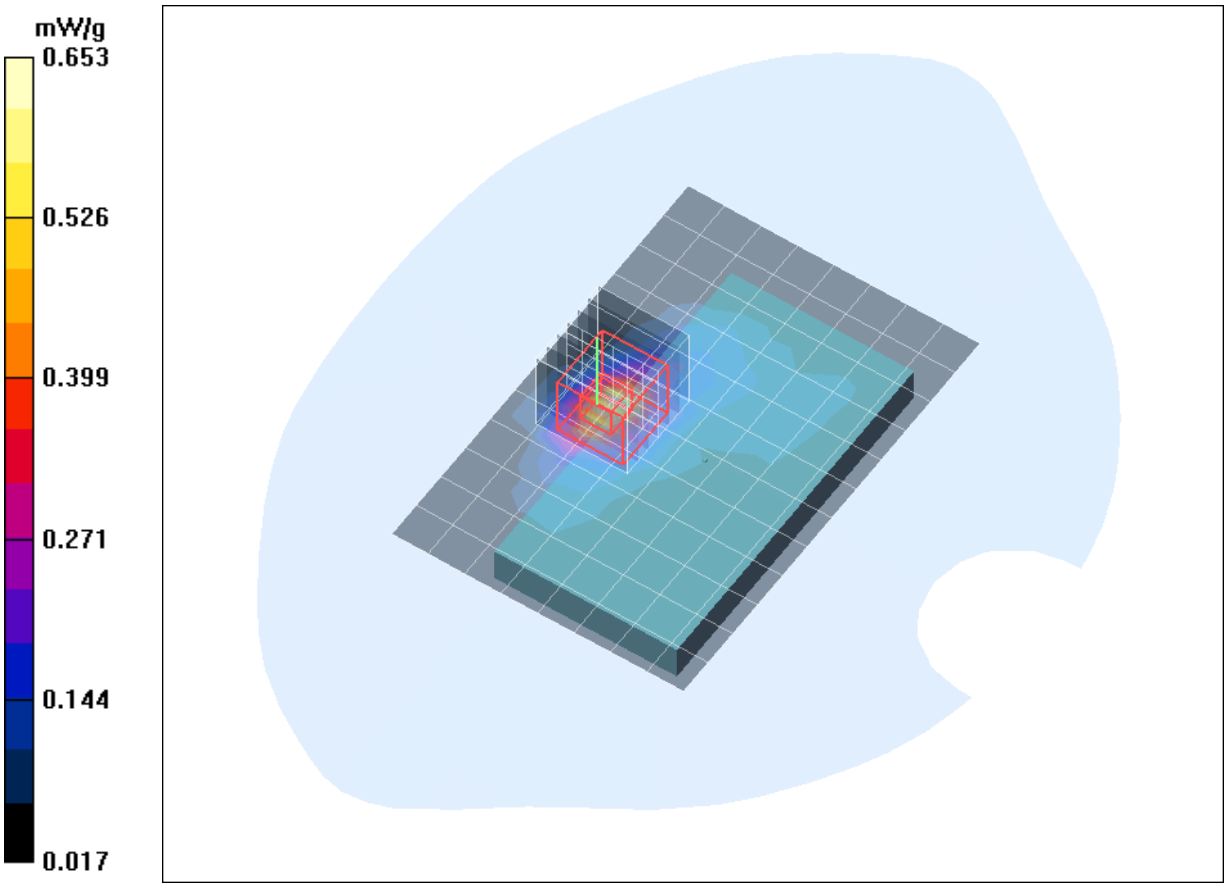

Fig. 25: SAR distribution for IEEE 802.11 g, channel 6, position 2, display towards the ground (November 28, 2013).

1.8 IEEE 802.11 n Body Measurement

Test Laboratory: Imst GmbH, DASY Yellow (II); File Name:
PRXA10_ybhm_1_n_ch6_dspl_up_0mm.da4

DUT: Panasonic; Type: KX-PRXA10; Serial: 3GBQA001016
Program Name: IEEE 802.11 n (HT20)

Communication System: WLAN 2450; Frequency: 2437 MHz;Duty Cycle: 1:1
Medium parameters used: f = 2437 MHz; σ = 1.96 mho/m; ε_r = 51.6; ρ = 1000 kg/m^3
Phantom section: Flat Section

DASY4 Configuration:
- Probe: EX3DV4 - SN3860; ConvF(7.47, 7.47, 7.47); Calibrated: 29.07.2013
- Sensor-Surface: 4mm (Mechanical Surface Detection)
- Electronics: DAE4 Sn631; Calibrated: 23.09.2013
- Phantom: SAM Glycol 1340; Type: QD 000 P40 CB; Serial: TP-1340
- Measurement SW: DASY4, V4.7 Build 80; Postprocessing SW: SEMCAD, V1.8 Build 186

Body Worn/Area Scan (9x13x1): Measurement grid: dx=12mm, dy=12mm
Maximum value of SAR (measured) = 0.333 mW/g
Body Worn/Zoom Scan (7x7x7)/Cube 0: Measurement grid: dx=5mm, dy=5mm, dz=5mm
Reference Value = 5.12 V/m; Power Drift = -0.026 dB
Peak SAR (extrapolated) = 1.04 W/kg
SAR(1 g) = 0.402 mW/g; SAR(10 g) = 0.179 mW/g
Maximum value of SAR (measured) = 0.444 mW/g

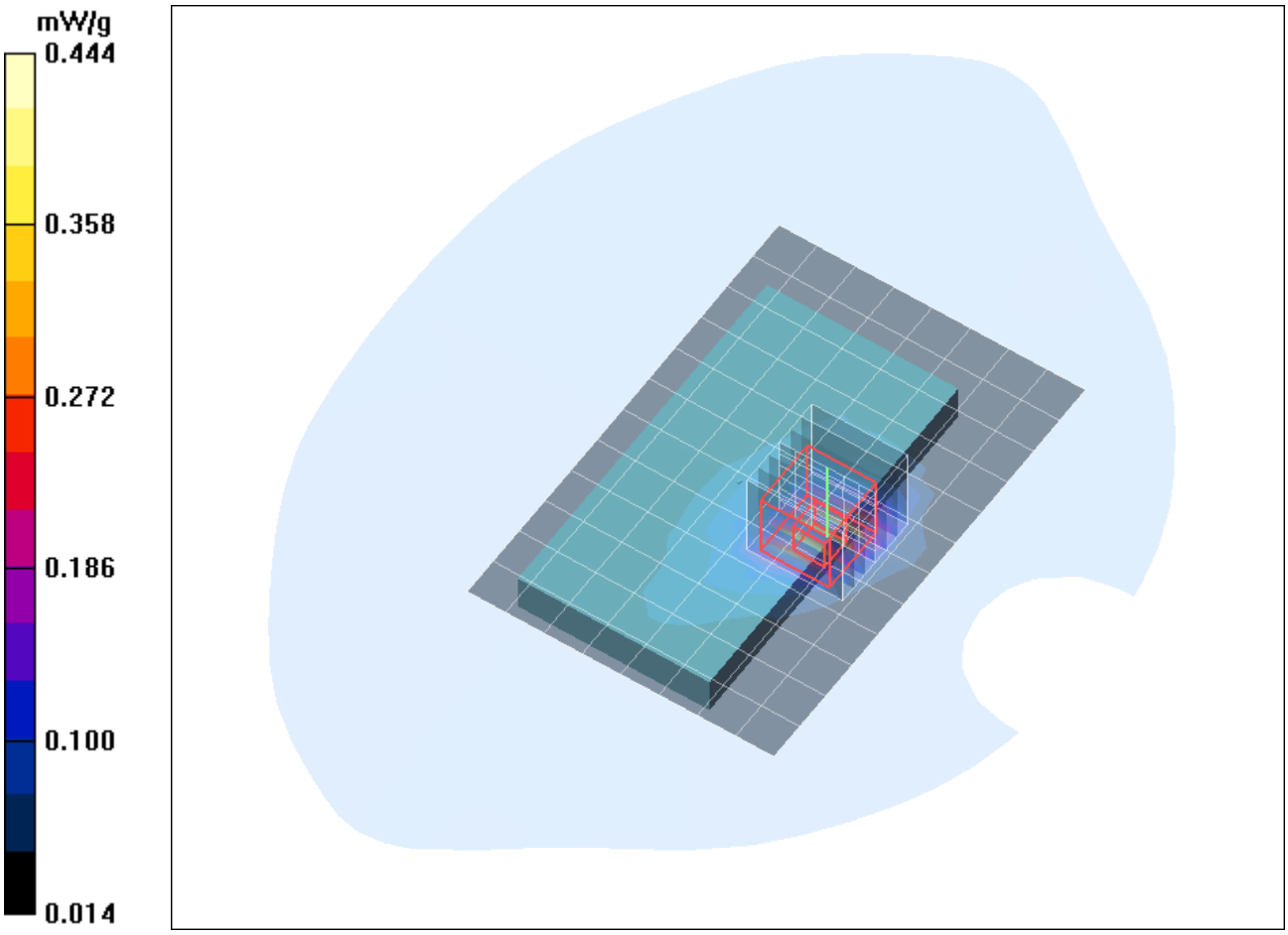

Fig. 26: SAR distribution for IEEE 802.11 n (HT20), channel 6, position 1, display towards the phantom (November 28, 2013).

Test Laboratory: Imst GmbH, DASY Yellow (II); File Name:
PRXA10_ybhm_2_n_ch6_dspl_down_0mm.da4

DUT: Panasonic; Type: KX-PRXA10; Serial: 3GBQA001016
Program Name: IEEE 802.11 n (HT20)

Communication System: WLAN 2450; Frequency: 2437 MHz;Duty Cycle: 1:1
Medium parameters used: f = 2437 MHz; σ = 1.96 mho/m; ε_r = 51.6; ρ = 1000 kg/m^3
Phantom section: Flat Section

DASY4 Configuration:
- Probe: EX3DV4 - SN3860; ConvF(7.47, 7.47, 7.47); Calibrated: 29.07.2013
- Sensor-Surface: 4mm (Mechanical Surface Detection)
- Electronics: DAE4 Sn631; Calibrated: 23.09.2013
- Phantom: SAM Glycol 1340; Type: QD 000 P40 CB; Serial: TP-1340
- Measurement SW: DASY4, V4.7 Build 80; Postprocessing SW: SEMCAD, V1.8 Build 186

Body Worn/Area Scan (9x13x1): Measurement grid: dx=12mm, dy=12mm
Maximum value of SAR (measured) = 0.644 mW/g
Body Worn/Zoom Scan (7x7x7)/Cube 0: Measurement grid: dx=5mm, dy=5mm, dz=5mm
Reference Value = 4.69 V/m; Power Drift = 0.149 dB
Peak SAR (extrapolated) = 1.83 W/kg
SAR(1 g) = 0.618 mW/g; SAR(10 g) = 0.254 mW/g
Maximum value of SAR (measured) = 0.667 mW/g

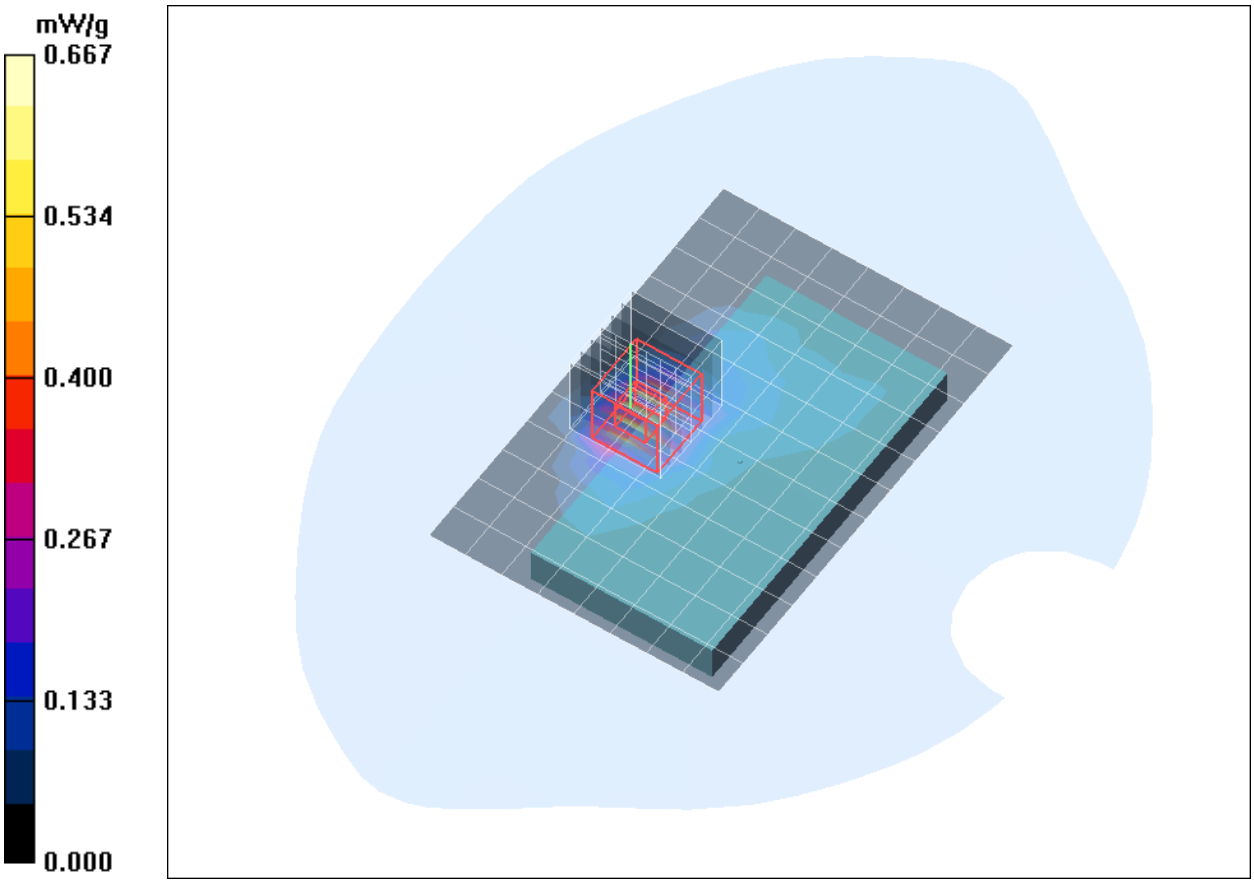

Fig. 27: SAR distribution for IEEE 802.11 n (HT20), channel 6, position 2, display towards the ground (November 28, 2013).

Test Laboratory: Imst GmbH, DASY Yellow (II); File Name:
PRXA10_ybhl_2_n_ch1_dspl_down_0mm.da4

DUT: Panasonic; Type: KX-PRXA10; Serial: 3GBQA001016
Program Name: IEEE 802.11 n (HT20)

Communication System: WLAN 2450; Frequency: 2412 MHz;Duty Cycle: 1:1
Medium parameters used (extrapolated): f = 2412 MHz; σ = 1.88 mho/m; ε_r = 51.6; ρ = 1000 kg/m^3
Phantom section: Flat Section

DASY4 Configuration:
- Probe: EX3DV4 - SN3860; ConvF(7.47, 7.47, 7.47); Calibrated: 29.07.2013
- Sensor-Surface: 4mm (Mechanical Surface Detection)
- Electronics: DAE4 Sn631; Calibrated: 23.09.2013
- Phantom: SAM Glycol 1340; Type: QD 000 P40 CB; Serial: TP-1340
- Measurement SW: DASY4, V4.7 Build 80; Postprocessing SW: SEMCAD, V1.8 Build 186

Body Worn/Area Scan (9x13x1): Measurement grid: dx=12mm, dy=12mm
Maximum value of SAR (measured) = 0.461 mW/g
Body Worn/Zoom Scan (7x7x7)/Cube 0: Measurement grid: dx=5mm, dy=5mm, dz=5mm
Reference Value = 5.47 V/m; Power Drift = 0.190 dB
Peak SAR (extrapolated) = 1.28 W/kg
SAR(1 g) = 0.429 mW/g; SAR(10 g) = 0.171 mW/g
Maximum value of SAR (measured) = 0.476 mW/g

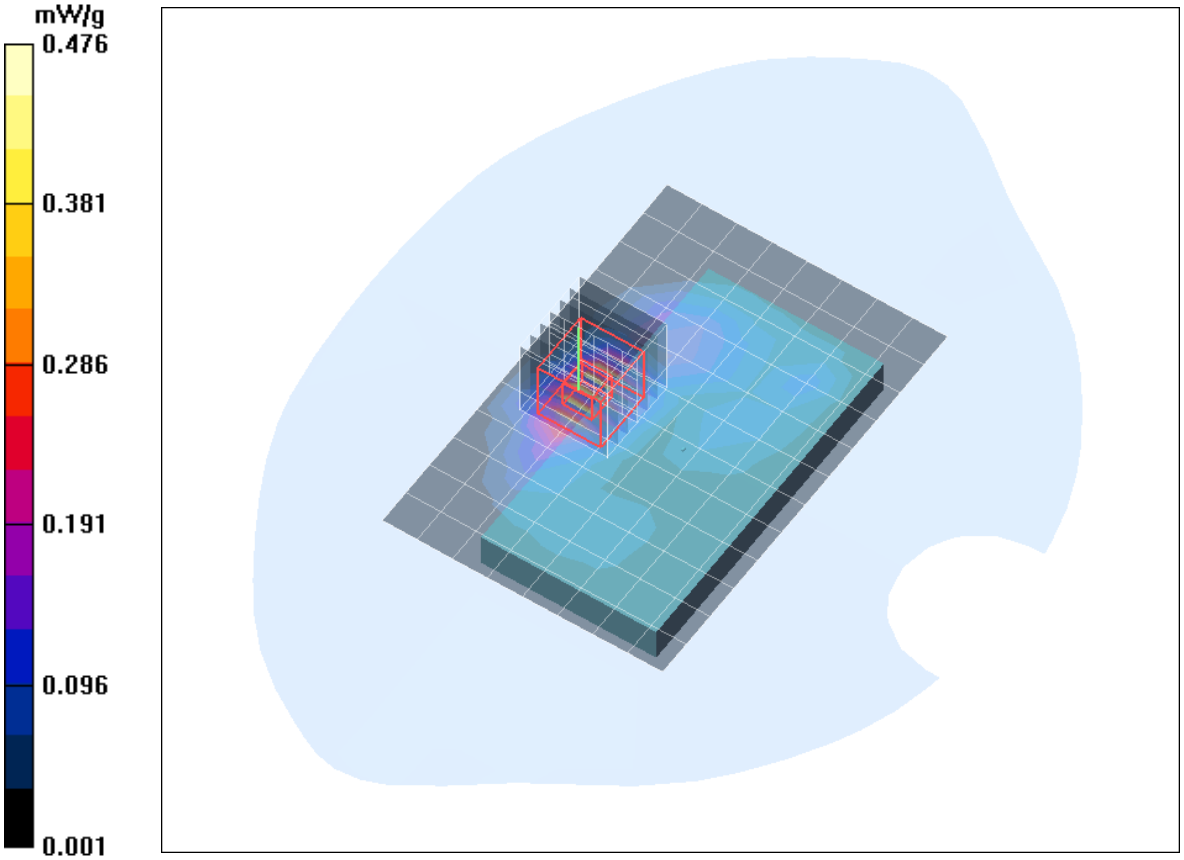

Fig. 28: SAR distribution for IEEE 802.11 n (HT20), channel 1, position 2, display towards the ground (November 28, 2013).

Test Laboratory: Imst GmbH, DASY Yellow (II); File Name:
PRXA10_ybhh_2_n_ch11_dspl_down_0mm.da4

DUT: Panasonic; Type: KX-PRXA10; Serial: 3GBQA001016
Program Name: IEEE 802.11 n (HT20)

Communication System: WLAN 2450; Frequency: 2462 MHz;Duty Cycle: 1:1
Medium parameters used (extrapolated): f = 2462 MHz; σ = 2.04 mho/m; ε_r = 51.6; ρ = 1000 kg/m^3
Phantom section: Flat Section

DASY4 Configuration:
- Probe: EX3DV4 - SN3860; ConvF(7.47, 7.47, 7.47); Calibrated: 29.07.2013
- Sensor-Surface: 4mm (Mechanical Surface Detection)
- Electronics: DAE4 Sn631; Calibrated: 23.09.2013
- Phantom: SAM Glycol 1340; Type: QD 000 P40 CB; Serial: TP-1340
- Measurement SW: DASY4, V4.7 Build 80; Postprocessing SW: SEMCAD, V1.8 Build 186

Body Worn/Area Scan (9x13x1): Measurement grid: dx=12mm, dy=12mm
Maximum value of SAR (measured) = 0.121 mW/g
Body Worn/Zoom Scan (7x7x7)/Cube 0: Measurement grid: dx=5mm, dy=5mm, dz=5mm
Reference Value = 1.73 V/m; Power Drift = -0.068 dB
Peak SAR (extrapolated) = 0.339 W/kg
SAR(1 g) = 0.107 mW/g; SAR(10 g) = 0.042 mW/g
Maximum value of SAR (measured) = 0.124 mW/g

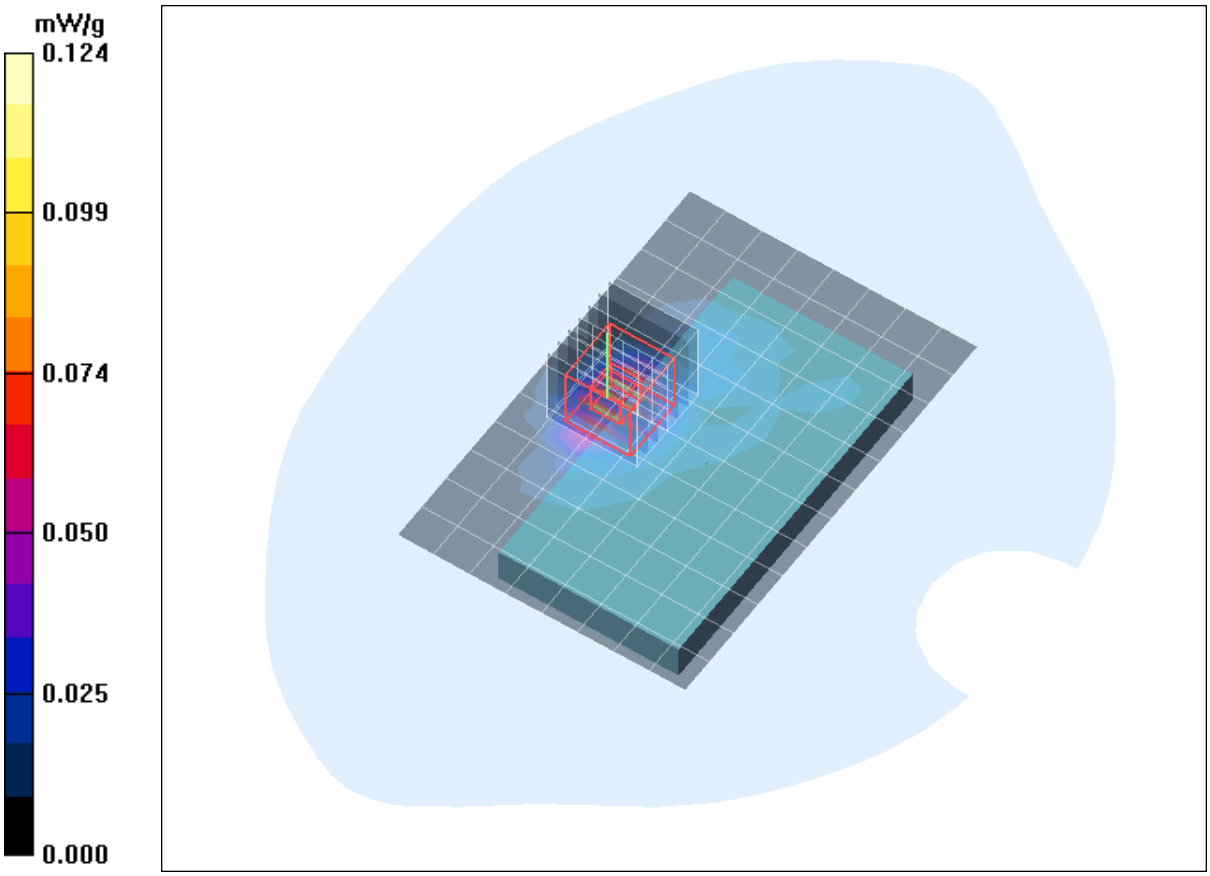

Fig. 29: SAR distribution for IEEE 802.11 n (HT20), channel 6, position 2, display towards the ground (November 28, 2013).

Test Laboratory: Imst GmbH, DASY Yellow (II); File Name:
PRXA10_ybhm_2_n_ch6_dspl_down_0mm_40.da4

DUT: Panasonic; Type: KX-PRXA10; Serial: 3GBQA001016
Program Name: IEEE 802.11 n

Communication System: WLAN 2450; Frequency: 2437 MHz;Duty Cycle: 1:1
Medium parameters used: f = 2437 MHz; σ = 1.96 mho/m; ε_r = 51.6; ρ = 1000 kg/m^3
Phantom section: Flat Section

DASY4 Configuration:
- Probe: EX3DV4 - SN3860; ConvF(7.47, 7.47, 7.47); Calibrated: 29.07.2013
- Sensor-Surface: 4mm (Mechanical Surface Detection)
- Electronics: DAE4 Sn631; Calibrated: 23.09.2013
- Phantom: SAM Glycol 1340; Type: QD 000 P40 CB; Serial: TP-1340
- Measurement SW: DASY4, V4.7 Build 80; Postprocessing SW: SEMCAD, V1.8 Build 186

Body Worn/Area Scan (9x13x1): Measurement grid: dx=12mm, dy=12mm
Maximum value of SAR (measured) = 0.681 mW/g
Body Worn/Zoom Scan (7x7x7)/Cube 0: Measurement grid: dx=5mm, dy=5mm, dz=5mm
Reference Value = 4.46 V/m; Power Drift = 0.057 dB
Peak SAR (extrapolated) = 1.87 W/kg
SAR(1 g) = 0.613 mW/g; SAR(10 g) = 0.248 mW/g
Maximum value of SAR (measured) = 0.650 mW/g

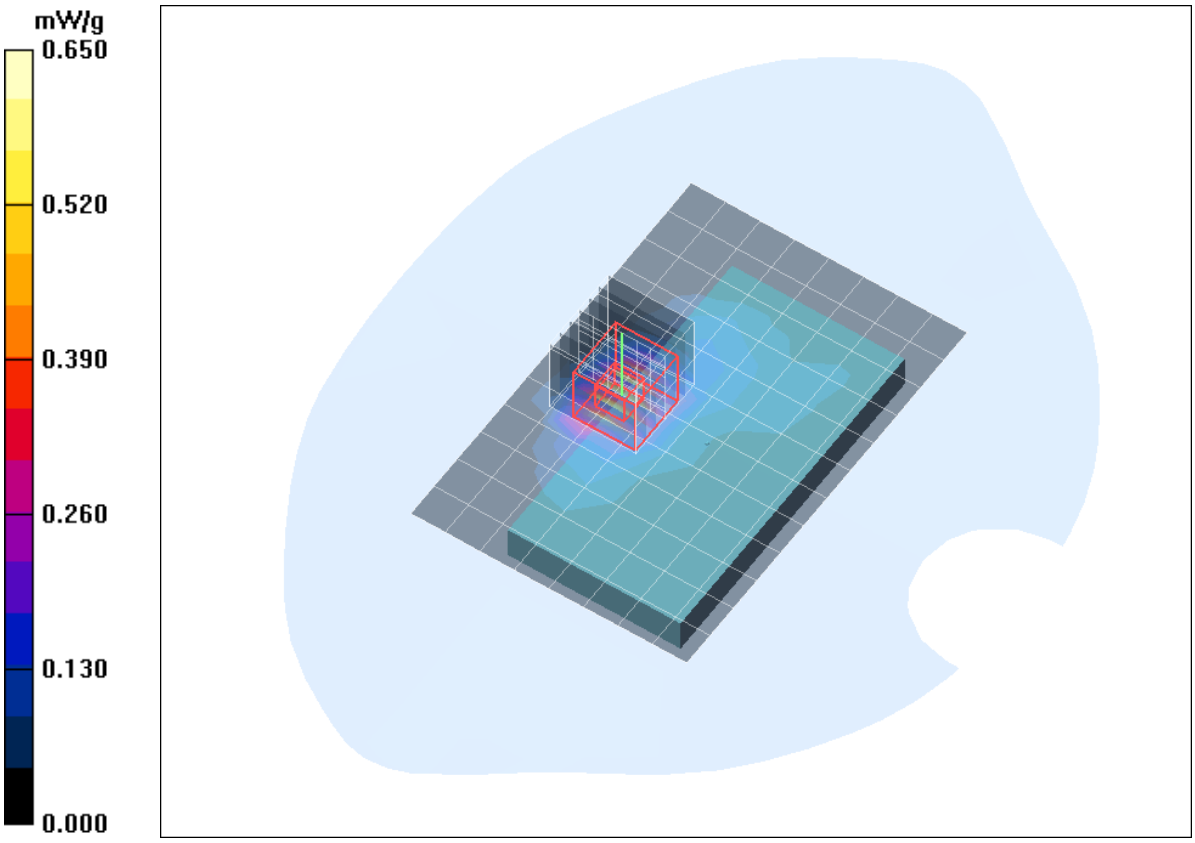

Fig. 30: SAR distribution for IEEE 802.11 n (HT40), channel 6, position 2, display towards the ground (November 28, 2013).