EXHIBIT C. SAR DATA SUMMARY

MEASUREMENT RESULTS (GSM850 Right Cheek)								
FREQUENCY		Mode	Power Class		Test Position	Antenna Type	Battery	SAR
MHz	Ch.		PCL	dBm				(W/kg)
824.20	128	GSM850	5	33.00	Touch	Internal	Standard	0.24
836.60	190	GSM850	5	33.00	Touch	Internal	Standard	**0.39**
848.80	251	GSM850	5	33.00	Touch	Internal	Standard	0.33
ANSI / IEEE C95.1 1992 - SAFETY LIMIT Spatial Peak Uncontrolled Exposure/General Population					Brain 1.6 W/kg (mW/g) averaged over 1 gram			

MEASUREMENT RESULTS (GSM850 Right Tilt)								
FREQUENCY		Mode	Power Class		Test Position	Antenna Type	Battery	SAR
MHz	Ch.		PCL	dBm				(W/kg)
824.20	128	GSM850	5	33.00	Tilt	Internal	Standard	0.19
836.60	190	GSM850	5	33.00	Tilt	Internal	Standard	0.14
848.80	251	GSM850	5	33.00	Tilt	Internal	Standard	**0.21**
ANSI / IEEE C95.1 1992 - SAFETY LIMIT Spatial Peak Uncontrolled Exposure/General Population					Brain 1.6 W/kg (mW/g) averaged over 1 gram			

MEASUREMENT RESULTS (GSM850 Left Cheek)								
FREQUENCY		Mode	Power Class		Test Position	Antenna Type	Battery	SAR
MHz	Ch.		PCL	dBm				(W/kg)
824.20	128	GSM850	5	33.00	Touch	Internal	Standard	0.14
836.60	190	GSM850	5	33.00	Touch	Internal	Standard	0.18
848.80	251	GSM850	5	33.00	Touch	Internal	Standard	**0.40**
ANSI / IEEE C95.1 1992 - SAFETY LIMIT Spatial Peak Uncontrolled Exposure/General Population					Brain 1.6 W/kg (mW/g) averaged over 1 gram			

MEASUREMENT RESULTS (GSM850 Left Tilt)								
FREQUENCY		Mode	Power Class		Test Position	Antenna Type	Battery	SAR
MHz	Ch.		PCL	dBm				(W/kg)
824.20	128	GSM850	5	33.00	Touch	Internal	Standard	0.15
836.60	190	GSM850	5	33.00	Touch	Internal	Standard	**0.23**
848.80	251	GSM850	5	33.00	Touch	Internal	Standard	0.19
ANSI / IEEE C95.1 1992 - SAFETY LIMIT Spatial Peak Uncontrolled Exposure/General Population					Brain 1.6 W/kg (mW/g) averaged over 1 gram			

1. The test data reported are the worst-case SAR value with the antenna-head position set in a typical configuration. Test procedures used are according to FCC/OET Bulletin 65, Supp.C [July 2001].
2. All modes of operation were investigated, and worst-case results are reported.
3. Battery is fully charged for all readings. Standard batteries are the only options.
4. Power measured is conducted
5. Tissue parameters and temperatures are listed on the SAR plots.
6. Liquid tissue depth is 15.1 cm. ± 0.1

© 2005 PCTEST Engineering Laboratory, Inc.

MEASUREMENT RESULTS (GSM1900 Right Cheek)

FREQUENCY		Mode	Power Class		Test Position	Antenna Type	Battery	SAR
MHz	Ch.		PCL	dBm				(W/kg)
1850.20	512	GSM1900	0	30.00	Touch	Internal	Standard	0.33
1880.00	661	GSM1900	0	30.00	Touch	Internal	Standard	**0.38**
1909.80	810	GSM1900	0	30.00	Touch	Internal	Standard	0.34
ANSI / IEEE C95.1 1992 - SAFETY LIMIT Spatial Peak Uncontrolled Exposure/General Population					Brain 1.6 W/kg (mW/g) averaged over 1 gram			

MEASUREMENT RESULTS (GSM1900 Right Tilt)

FREQUENCY		Mode	Power Class		Test Position	Antenna Type	Battery	SAR
MHz	Ch.		PCL	dBm				(W/kg)
1850.20	512	GSM1900	0	30.00	Tilt	Internal	Standard	0.15
1880.00	661	GSM1900	0	30.00	Tilt	Internal	Standard	**0.16**
1909.80	810	GSM1900	0	30.00	Tilt	Internal	Standard	0.11
ANSI / IEEE C95.1 1992 - SAFETY LIMIT Spatial Peak Uncontrolled Exposure/General Population					Brain 1.6 W/kg (mW/g) averaged over 1 gram			

MEASUREMENT RESULTS (GSM1900 Left Cheek)

FREQUENCY		Mode	Power Class		Test Position	Antenna Type	Battery	SAR
MHz	Ch.		PCL	dBm				(W/kg)
1850.20	512	GSM1900	0	30.00	Touch	Internal	Standard	0.23
1880.00	661	GSM1900	0	30.00	Touch	Internal	Standard	**0.25**
1909.80	810	GSM1900	0	30.00	Touch	Internal	Standard	0.22
ANSI / IEEE C95.1 1992 - SAFETY LIMIT Spatial Peak Uncontrolled Exposure/General Population					Brain 1.6 W/kg (mW/g) averaged over 1 gram			

MEASUREMENT RESULTS (GSM1900 Left Tilt)

FREQUENCY		Mode	Power Class		Test Position	Antenna Type	Battery	SAR
MHz	Ch.		PCL	dBm				(W/kg)
1750.00	11.00	WLAN	0	30.00	Tilt	Internal	Standard	**0.15**
1748.00	1.00	WLAN	0	30.00	Tilt	Internal	Standard	0.14
1749.00	6.00	WLAN	0	30.00	Tilt	Internal	Standard	0.10
ANSI / IEEE C95.1 1992 - SAFETY LIMIT Spatial Peak Uncontrolled Exposure/General Population					Brain 1.6 W/kg (mW/g) averaged over 1 gram			

© 2005 PCTEST Engineering Laboratory, Inc.

MEASUREMENT RESULTS (WLAN Right Cheek)

FREQUENCY MHz	FREQUENCY Ch.	Mode	Power (dBm)	Test Position	Antenna Type	Battery	SAR (W/kg)
2412.00	1	WLAN	2.14	Touch	Internal	Standard	0.01
2438.00	6	WLAN	2.14	Touch	Internal	Standard	**0.02**
2462.00	11	WLAN	2.14	Touch	Internal	Standard	0.01
ANSI / IEEE C95.1 1992 - SAFETY LIMIT Spatial Peak Uncontrolled Exposure/General Population				Brain 1.6 W/kg (mW/g) averaged over 1 gram			

MEASUREMENT RESULTS (WLAN Right Tilt)

FREQUENCY MHz	FREQUENCY Ch.	Mode	Power (dBm)	Test Position	Antenna Type	Battery	SAR (W/kg)
2412.00	1	WLAN	2.14	Tilt	Internal	Standard	0.02
2438.00	6	WLAN	2.14	Tilt	Internal	Standard	**0.02**
2462.00	11	WLAN	2.14	Tilt	Internal	Standard	0.01
ANSI / IEEE C95.1 1992 - SAFETY LIMIT Spatial Peak Uncontrolled Exposure/General Population				Brain 1.6 W/kg (mW/g) averaged over 1 gram			

MEASUREMENT RESULTS (WLAN Left Cheek)

FREQUENCY MHz	FREQUENCY Ch.	Mode	Power (dBm)	Test Position	Antenna Type	Battery	SAR (W/kg)
2412.00	1	WLAN	2.14	Touch	Internal	Standard	0.02
2438.00	6	WLAN	2.14	Touch	Internal	Standard	0.02
2462.00	11	WLAN	2.14	Touch	Internal	Standard	**0.03**
ANSI / IEEE C95.1 1992 - SAFETY LIMIT Spatial Peak Uncontrolled Exposure/General Population				Brain 1.6 W/kg (mW/g) averaged over 1 gram			

MEASUREMENT RESULTS (WLAN Left Tilt)

FREQUENCY MHz	FREQUENCY Ch.	Mode	Power (dBm)	Test Position	Antenna Type	Battery	SAR (W/kg)
2412.00	1	WLAN	2.14	Tilt	Internal	Standard	**0.03**
2437.00	6	WLAN	2.14	Tilt	Internal	Standard	0.02
2462.00	11	WLAN	2.14	Tilt	Internal	Standard	0.01
ANSI / IEEE C95.1 1992 - SAFETY LIMIT Spatial Peak Uncontrolled Exposure/General Population				Brain 1.6 W/kg (mW/g) averaged over 1 gram			

© 2005 PCTEST Engineering Laboratory, Inc.

MEASUREMENT RESULTS (835MHz GPRS Body SAR)

FREQUENCY		Mode	Power Class		Test Position	Separation Distance (cm)	Antenna Type	Bluetooth	SAR
MHz	Ch.		PCL	dBm					(W/kg)
824.20	128	GPRS	5	33.0	Body	1.5	Internal	Off	0.64
836.60	190	GPRS	5	33.0	Body	1.5	Internal	Off	0.83
848.80	251	GPRS	5	33.0	Body	1.5	Internal	Off	**0.85**
848.80	251	GPRS	5	33.0	Body	1.5	Internal	On	**0.82**
ANSI / IEEE C95.1 1992 - SAFETY LIMIT Spatial Peak Uncontrolled Exposure/General Population					**Body 1.6 W/kg (mW/g)** averaged over 1 gram				

MEASUREMENT RESULTS (1900MHz GPRS Body SAR)

FREQUENCY		Mode	Power Class		Test Position	Separation Distance (cm)	Antenna Type	Bluetooth	SAR
MHz	Ch.		PCL	dBm					(W/kg)
1850.20	512	GPRS	0	30.00	Body	1.5	Internal	Off	0.41
1880.00	661	GPRS	0	30.00	Body	1.5	Internal	Off	0.58
1909.80	810	GPRS	0	30.00	Body	1.5	Internal	Off	**0.68**
1909.80	810	GPRS	0	30.00	Body	1.5	Internal	On	**0.64**
ANSI / IEEE C95.1 1992 - SAFETY LIMIT Spatial Peak Uncontrolled Exposure/General Population					**Body 1.6 W/kg (mW/g)** averaged over 1 gram				

MEASUREMENT RESULTS (WLAN Body SAR)

FREQUENCY		Mode	Data Rate (Mbps)	Power (dBm)	Test Position	Separation Distance (cm)	Antenna Type	Battery	SAR
MHz	Ch.								(W/kg)
2438.00	6	WLAN	1.0	2.14	Body	1.5	Internal	Standard	0.20
2438.00	6	WLAN	2.0	2.14	Body	1.5	Internal	Standard	**0.21**
2438.00	6	WLAN	5.5	2.14	Body	1.5	Internal	Standard	0.16
2438.00	6	WLAN	11.0	2.14	Body	1.5	Internal	Standard	0.18
ANSI / IEEE C95.1 1992 - SAFETY LIMIT Spatial Peak Uncontrolled Exposure/General Population					**Body 1.6 W/kg (mW/g)** averaged over 1 gram				

© 2005 PCTEST Engineering Laboratory, Inc.

APPENDIX A: SAR TEST DATA

SAR Data Report 05103119

```
  Start        : 31-Oct-05 05:08:55 pm
  End          : 31-Oct-05 05:14:53 pm
  Code Version : 4.08
  Robot Version: 4.08

Product Data:
  Type             : Panasonic PDA Phone
  Model Number     : CF-P2
  Serial Number    : ITPD-05-F008
  Frequency        : 836.6 MHz
  Transmit Pwr     : 2 W
  Antenna Type     : Helical
  Antenna Posn.    : Internal

Measurement Data:
  Phantom Name        : SAM-RIGHT
  Phantom Type        : Right Ear
  Tissue Type         : Brain
  Tissue Dielectric   : 41.820
  Tissue Conductivity : 0.910
  Tissue Density      : 1.000
  Robot Name          : CRS

Probe Data:
  Probe Name              : PCT005
  Probe Type              : E Fld Triangle
  Frequency               : 835 MHz
  Tissue Type             : Brain
  Calibrated Dielectric   : 40.810
  Calibrated Conductivity :  0.870
  Calibrated Density      :  1.000
  Probe Offset            :  1.600 mm
  Conversion Factor       :  5.500
  Probe Sensitivity :  3.807   3.736   3.821   mV/(mW/cm^2)
  Amplifier Gains   :  20.00   20.00   20.00

Sample:
  Rate:         6000 Samples/Sec
  Count:        1000 Samples
  NIDAQ Gain:   5

Comments:
  Cellular GSM Mode Ch. 190
  Right Cheek
  CF=8; Amb. Temp= 21.4 'C; Liq. Temp=21.9 'C


Power Drop Test:
  Reading @ start  = 0.346
  Reading @ End    = 0.361
  Power at End     = 104.2%


Area Scan - Max Peak SAR Value at x=34.0 y=-5.0 = 0.36 W/kg

Zoom Scan - Max Peak SAR Value at x=32.0 y=-6.0 z=0.0 = 1.06 W/kg

Max 1g SAR at x=30.0 y=-9.0 z=0.0 = 0.39 W/kg

Max 10g SAR at x=32.0 y=-5.0 z=0.0 = 0.19 W/kg
```

SAR - Z Axis
at Hotspot x:28.0 y:-13.0

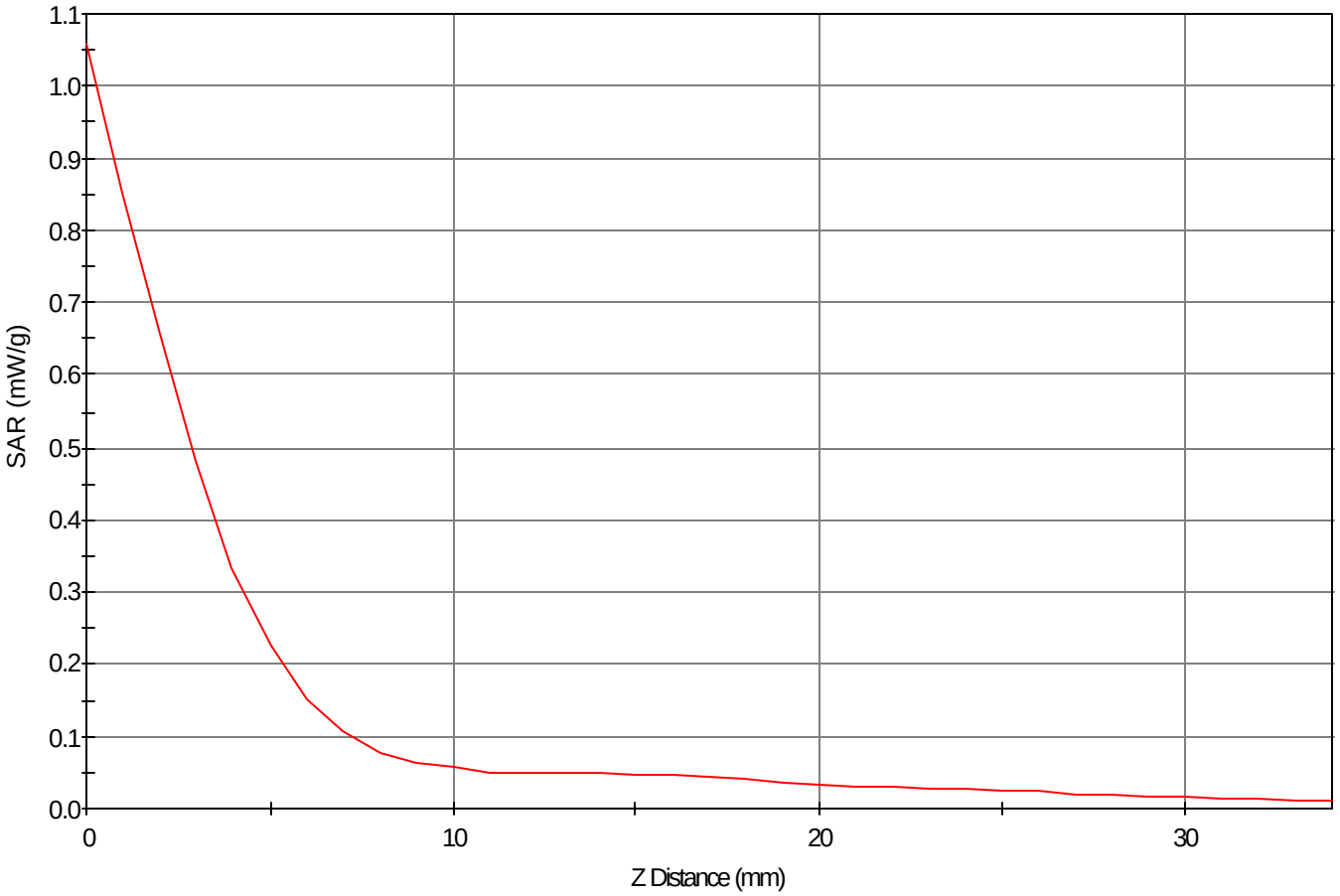

1g SAR Values

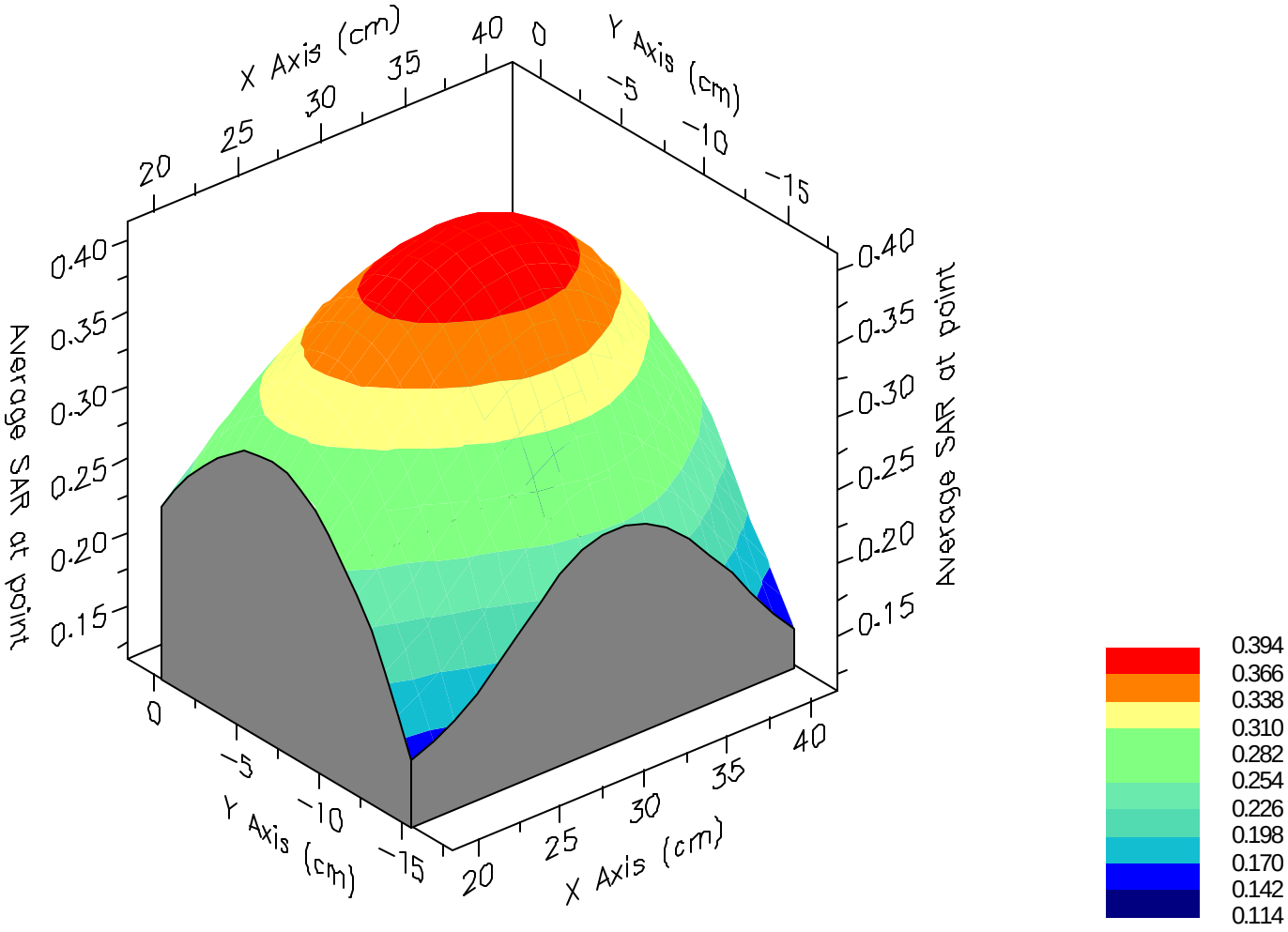

Panasonic

SAR Data Report 05042711

```
  Start        : 27-Apr-05 02:39:12 pm
  End          : 27-Apr-05 02:46:28 pm
  Code Version : 4.08
  Robot Version: 4.08

Product Data:
  Type             : Panasonic PDA Phone
  Model Number     : CF-P2
  Serial Number    : ITPD-05-F008
  Frequency        : 848.8 MHz
  Transmit Pwr     : 2 W
  Antenna Type     : Helical
  Antenna Posn.    : Fixed

Measurement Data:
  Phantom Name        : SAM-RIGHT
  Phantom Type        : Right Ear
  Tissue Type         : Brain
  Tissue Dielectric   : 42.600
  Tissue Conductivity : 0.910
  Tissue Density      : 1.000
  Robot Name          : CRS

Probe Data:
  Probe Name              : PCT005
  Probe Type              : E Fld Triangle
  Frequency               : 835 MHz
  Tissue Type             : Brain
  Calibrated Dielectric   : 40.810
  Calibrated Conductivity :  0.870
  Calibrated Density      :  1.000
  Probe Offset            :  1.600 mm
  Conversion Factor       :  5.500
  Probe Sensitivity :  3.807   3.736   3.821   mV/(mW/cm^2)
  Amplifier Gains   :  20.00   20.00   20.00

Sample:
  Rate:         6000 Samples/Sec
  Count:        1000 Samples
  NIDAQ Gain:   5

Comments:
  GSM Cellular Mode CH - 251
  Right Tilt
  CF=8; Amb. Temp= 22.2 'C; Liq. Temp=21.1 'C


Power Drop Test:
  Reading @ start  = 0.339
  Reading @ End    = 0.343
  Power at End     = 101.1%


Area Scan - Max Peak SAR Value at x=-7.0 y=-17.0 = 0.23 W/kg

Zoom Scan - Max Peak SAR Value at x=-7.0 y=-24.0 z=0.0 = 0.31 W/kg

Max 1g SAR at x=-7.0 y=-19.0 z=0.0 = 0.21 W/kg

Max 10g SAR at x=-4.0 y=-14.0 z=0.0 = 0.14 W/kg
```

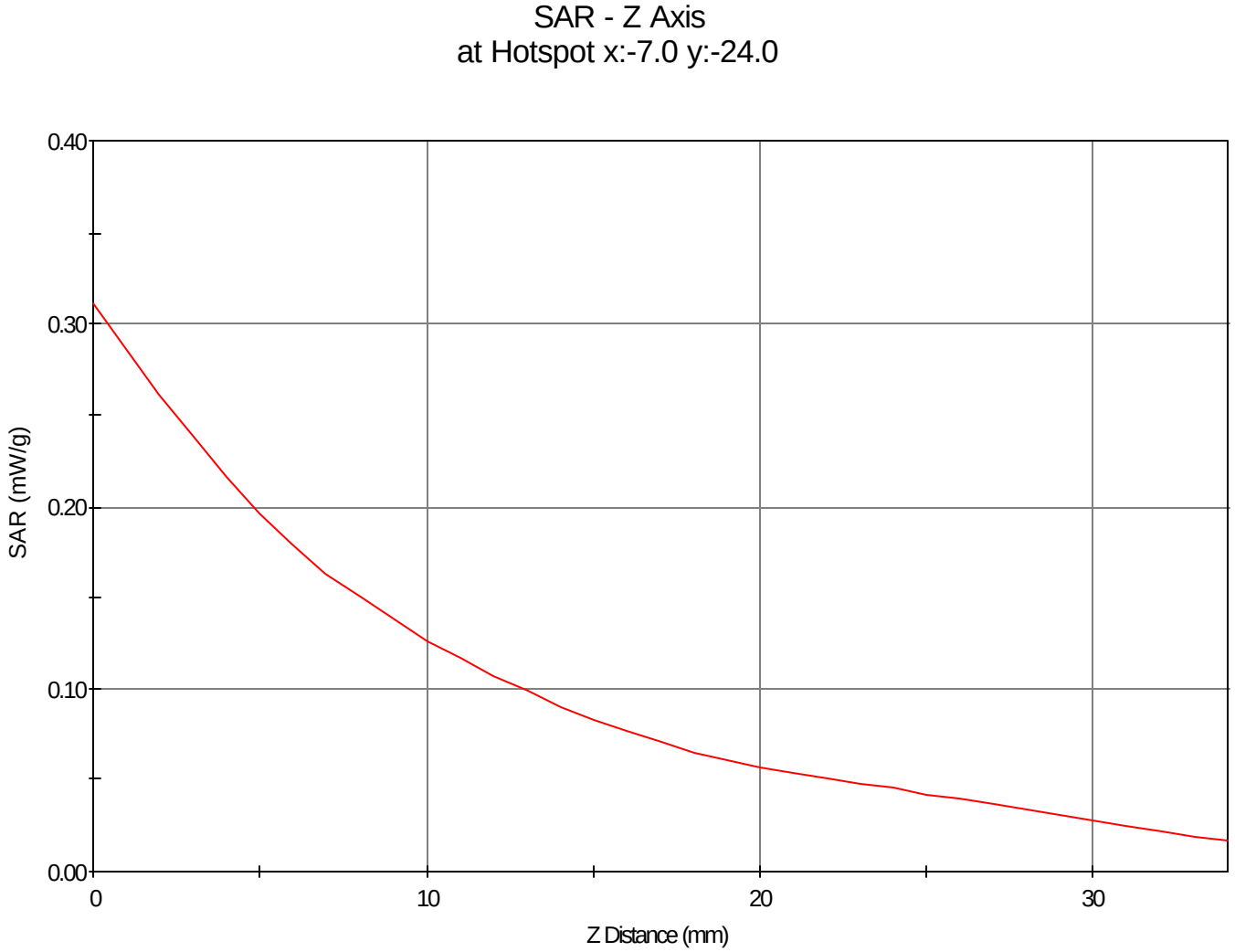
SAR - Z Axis
at Hotspot x:-7.0 y:-24.0
0.40
0.30
0.20
0.10
0.00
SAR (mW/g)
0
10
20
30
Z Distance (mm)

1g SAR Values

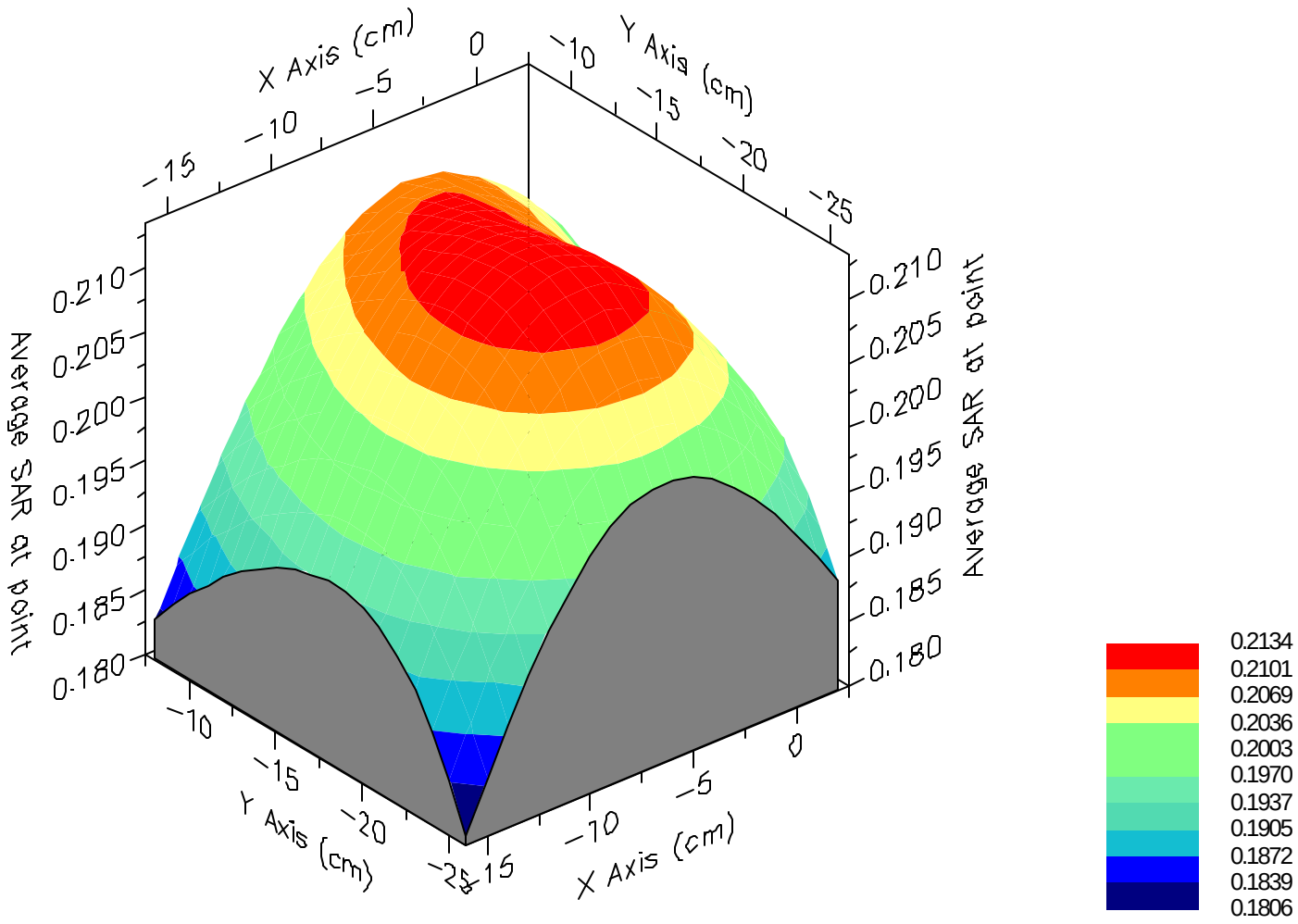


Panasonic

SAR Data Report 05110101

```
  Start        :  1-Nov-05 09:05:15 am
  End          :  1-Nov-05 09:11:01 am
  Code Version : 4.08
  Robot Version: 4.08

Product Data:
  Type             : Panasonic PDA Phone
  Model Number     : CF-P2
  Serial Number    : ITPD-05-F008
  Frequency        : 848.8 MHz
  Antenna Type     : Helical
  Antenna Posn.    : Internal

Measurement Data:
  Phantom Name        : SAM-LEFT
  Phantom Type        : Left Ear
  Tissue Type         : Brain
  Tissue Dielectric   : 41.820
  Tissue Conductivity : 0.910
  Tissue Density      : 1.000
  Robot Name          : CRS

Probe Data:
  Probe Name              : PCT005
  Probe Type              : E Fld Triangle
  Frequency               : 835 MHz
  Tissue Type             : Brain
  Calibrated Dielectric   : 40.810
  Calibrated Conductivity :  0.870
  Calibrated Density      :  1.000
  Probe Offset            :  1.600 mm
  Conversion Factor       :  5.500
  Probe Sensitivity :  3.807   3.736   3.821   mV/(mW/cm^2)
  Amplifier Gains   :  20.00   20.00   20.00

Sample:
  Rate:         6000 Samples/Sec
  Count:        1000 Samples
  NIDAQ Gain:   5

Comments:
  Cellular GSM Mode Ch. 251
  Left Cheek
  CF=8; Amb. Temp= 21.4 'C; Liq. Temp=21.9 'C


Power Drop Test:
  Reading @ start  = 0.272
  Reading @ End    = 0.285
  Power at End     = 104.3%


Area Scan - Max Peak SAR Value at x=33.0 y=3.0 = 0.47 W/kg

Zoom Scan - Max Peak SAR Value at x=40.0 y=3.0 z=0.0 = 0.61 W/kg

Max 1g SAR at x=31.0 y=8.0 z=0.0 = 0.40 W/kg

Max 10g SAR at x=31.0 y=6.0 z=0.0 = 0.29 W/kg
```

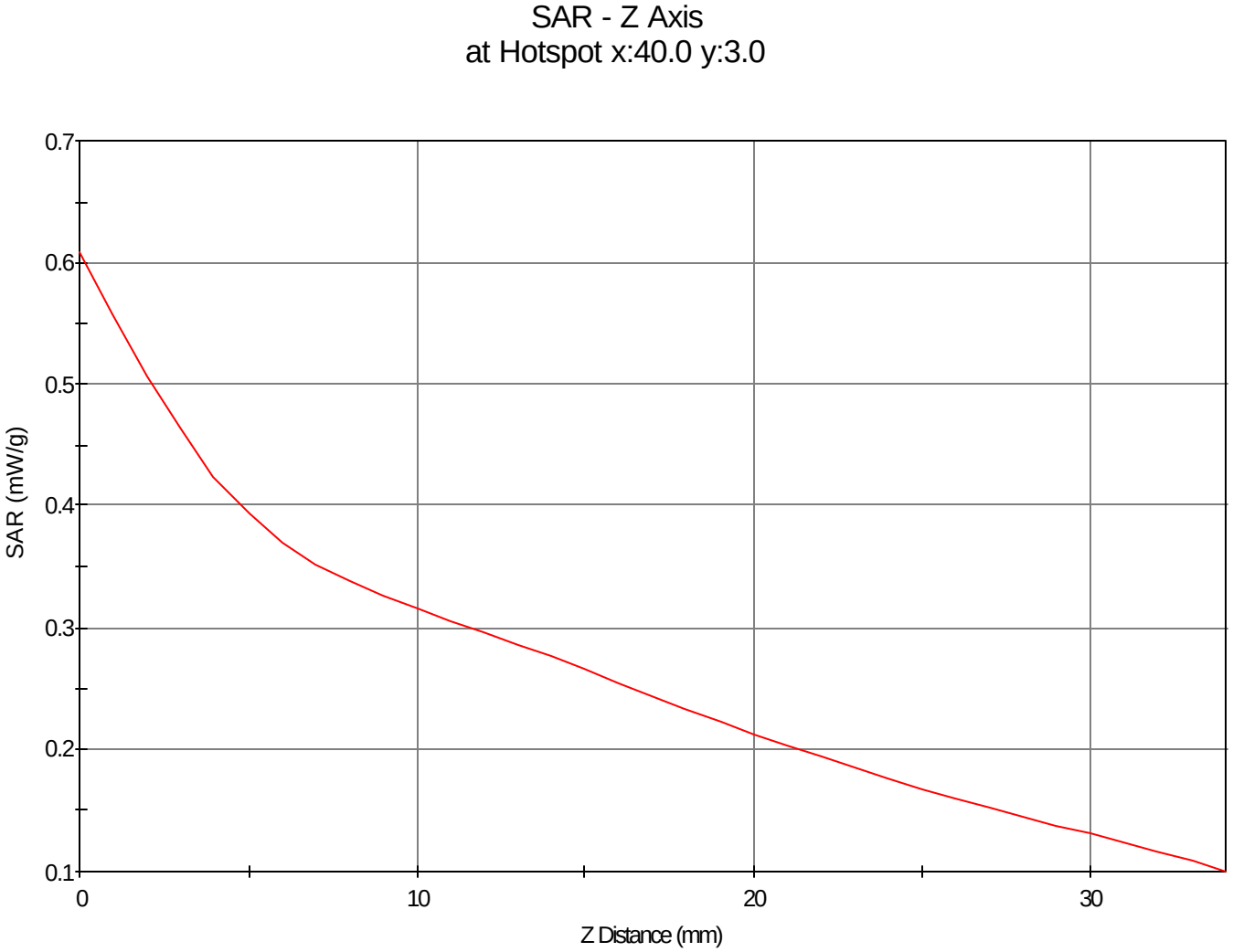
SAR - Z Axis
at Hotspot x:40.0 y:3.0
SAR (mW/g)
0.7
0.6
0.5
0.4
0.3
0.2
0.1
0
10
20
30
Z Distance (mm)

1g SAR Values

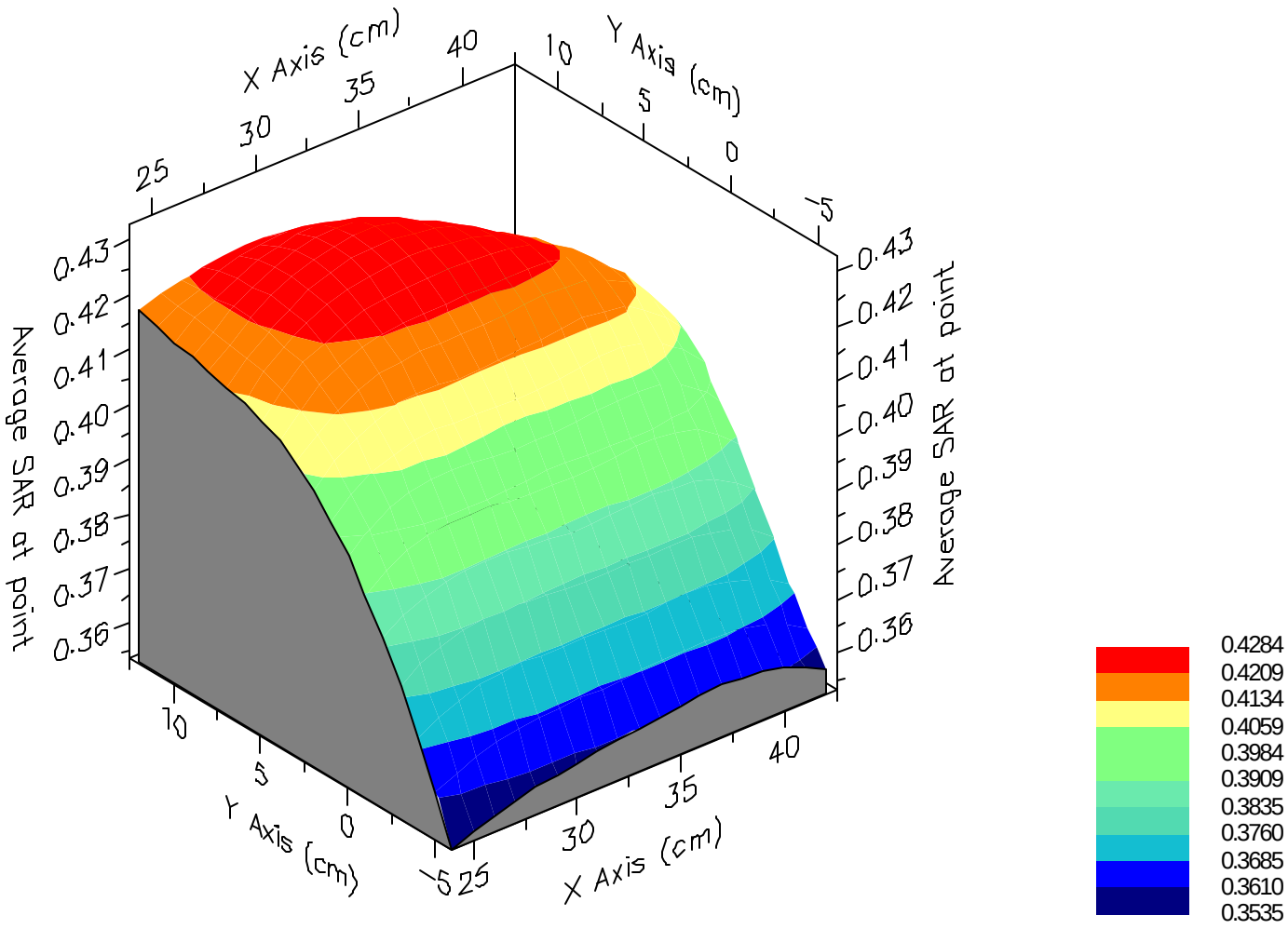

Panasonic
CF-P2

SAR Data Report 05042716

```
  Start        : 27-Apr-05 04:06:54 pm
  End          : 27-Apr-05 04:14:01 pm
  Code Version : 4.08
  Robot Version: 4.08

Product Data:
  Type             : Panasonic PDA Phone
  Model Number     : CF-P2
  Serial Number    : ITPD-05-F008
  Frequency        : 836.6 MHz
  Transmit Pwr     : 2 W
  Antenna Type     : Helical
  Antenna Posn.    : Fixed

Measurement Data:
  Phantom Name        : SAM-LEFT
  Phantom Type        : Left Ear
  Tissue Type         : Brain
  Tissue Dielectric   : 42.600
  Tissue Conductivity : 0.910
  Tissue Density      : 1.000
  Robot Name          : CRS

Probe Data:
  Probe Name              : PCT005
  Probe Type              : E Fld Triangle
  Frequency               : 835 MHz
  Tissue Type             : Brain
  Calibrated Dielectric   : 40.810
  Calibrated Conductivity :  0.870
  Calibrated Density      :  1.000
  Probe Offset            :  1.600 mm
  Conversion Factor       :  5.500
  Probe Sensitivity :  3.807   3.736   3.821   mV/(mW/cm^2)
  Amplifier Gains   :  20.00   20.00   20.00

Sample:
  Rate:         6000 Samples/Sec
  Count:        1000 Samples
  NIDAQ Gain:   5

Comments:
  GSM Cellular Mode CH - 190
  Left Tilt
  CF=8; Amb. Temp= 22.2 'C; Liq. Temp=21.1 'C


Power Drop Test:
  Reading @ start  = 0.321
  Reading @ End    = 0.317
  Power at End     = 98.6%


Area Scan - Max Peak SAR Value at x=-4.0 y=15.0 = 0.24 W/kg

Zoom Scan - Max Peak SAR Value at x=-11.0 y=16.0 z=0.0 = 0.36 W/kg

Max 1g SAR at x=-6.0 y=17.0 z=0.0 = 0.23 W/kg

Max 10g SAR at x=-1.0 y=15.0 z=0.0 = 0.17 W/kg
```

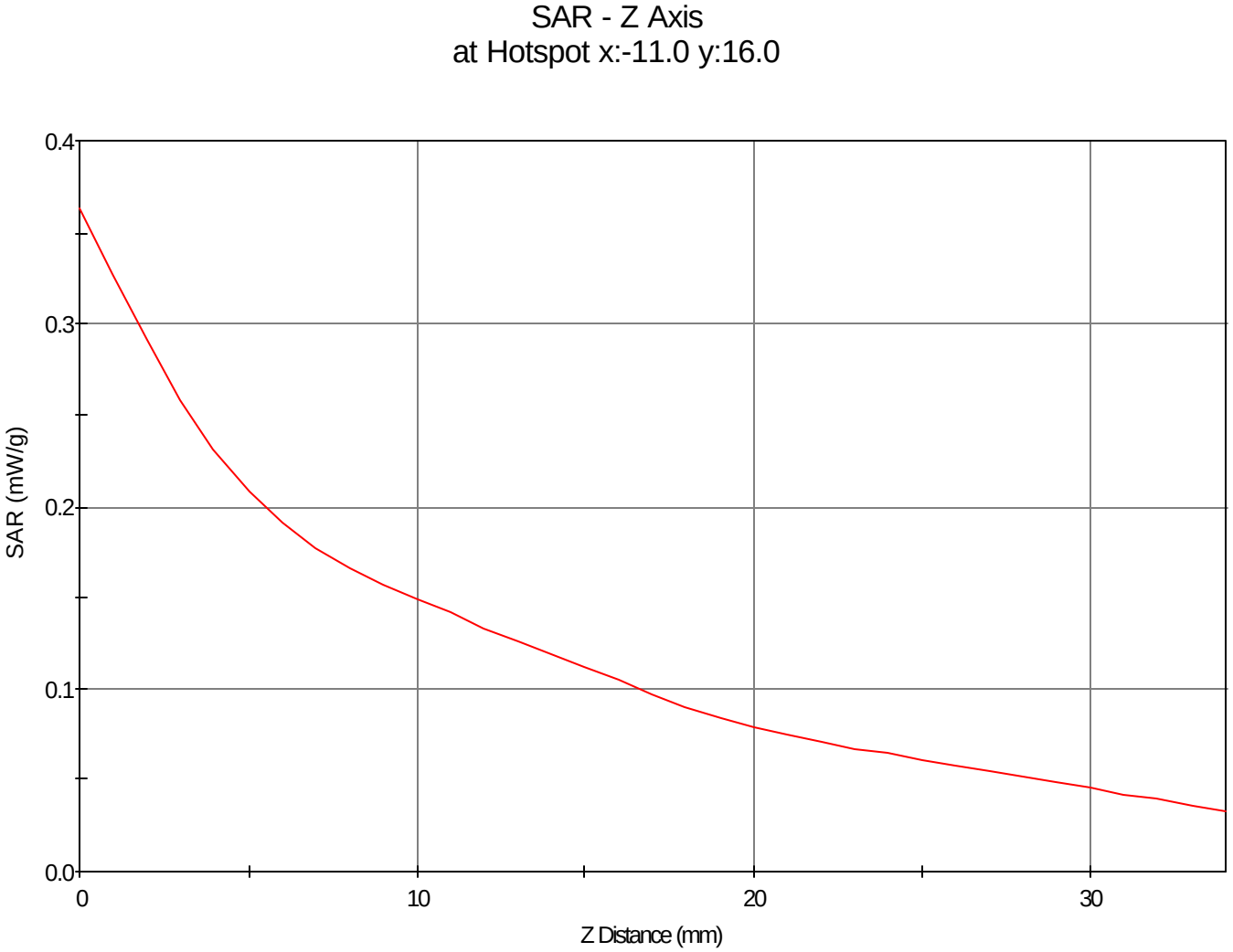
SAR - Z Axis
at Hotspot x:-11.0 y:16.0
SAR (mW/g)
0.4
0.3
0.2
0.1
0.0
0
10
20
30
Z Distance (mm)

1g SAR Values

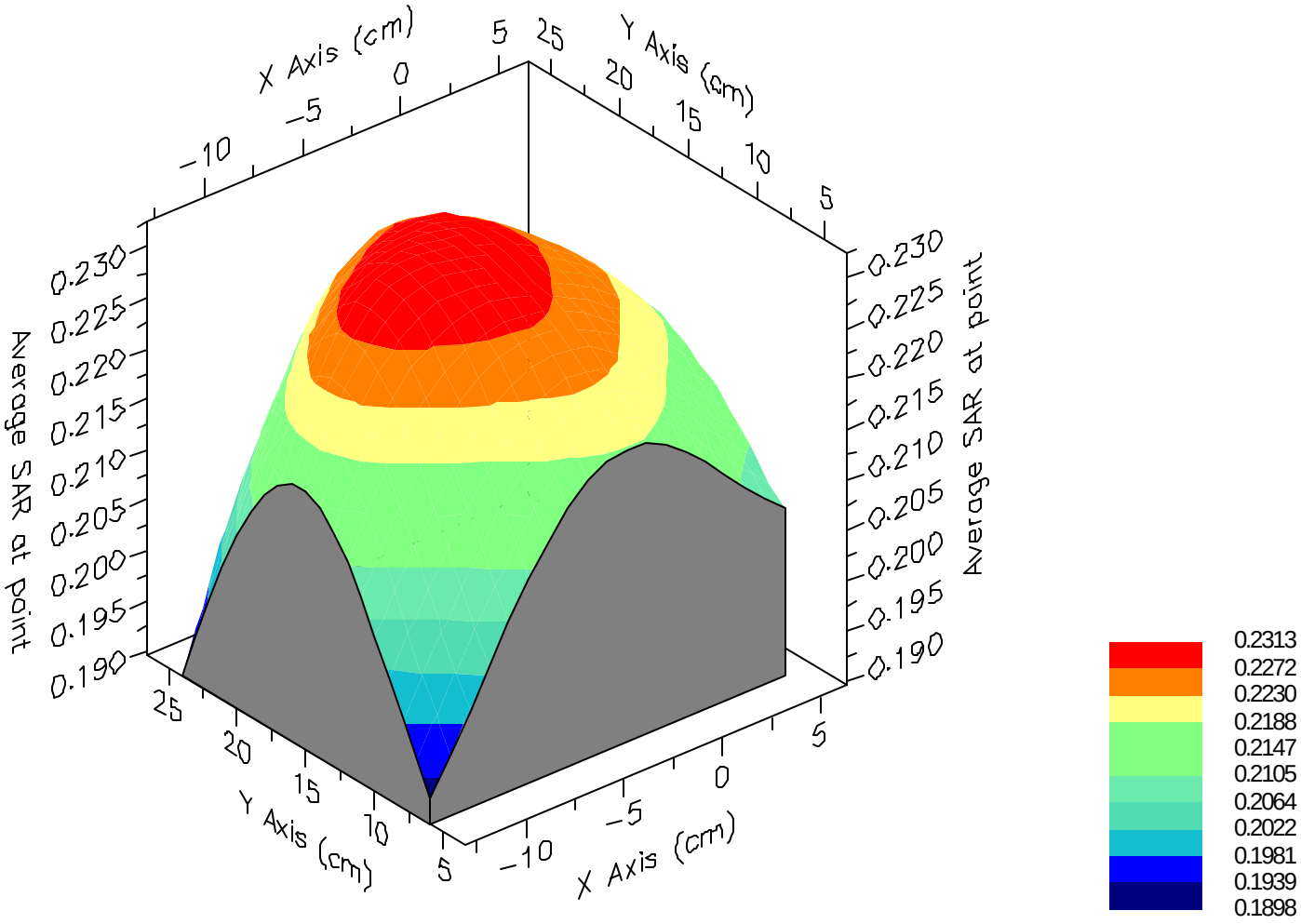


Pocket PC
Panasonic

SAR Data Report 05110103

```
  Start        :  1-Nov-05 09:35:43 am
  End          :  1-Nov-05 09:41:39 am
  Code Version : 4.08
  Robot Version: 4.08

Product Data:
  Type             : Panasonic PDA Phone
  Model Number     : CF-P2
  Serial Number    : ITPD-05-F008
  Frequency        : 848.8 MHz
  Transmit Pwr     : 2 W
  Antenna Type     : Helical
  Antenna Posn.    : Internal

Measurement Data:
  Phantom Name        : SAM FLAT
  Phantom Type        : Uniphantom
  Tissue Type         : Muscle
  Tissue Dielectric   : 56.850
  Tissue Conductivity : 0.980
  Tissue Density      : 1.000
  Robot Name          : CRS

Probe Data:
  Probe Name              : PCT005
  Probe Type              : E Fld Triangle
  Frequency               : 835 MHz
  Tissue Type             : Muscle
  Calibrated Dielectric   : 53.660
  Calibrated Conductivity :  0.980
  Calibrated Density      :  1.000
  Probe Offset            :  1.600 mm
  Conversion Factor       :  5.850
  Probe Sensitivity :  3.807   3.736   3.821   mV/(mW/cm^2)
  Amplifier Gains   :  20.00   20.00   20.00

Sample:
  Rate:         6000 Samples/Sec
  Count:        1000 Samples
  NIDAQ Gain:   5

Comments:
  Cellular GPRS Mode Ch. 251
  Body (1.5cm spacing)
  CF=4; Amb. Temp= 21.4 'C; Liq. Temp=21.9 'C


Power Drop Test:
  Reading @ start  = 0.865
  Reading @ End    = 0.841
  Power at End     = 97.3%


Area Scan - Max Peak SAR Value at x=12.0 y=25.0 = 0.89 W/kg

Zoom Scan - Max Peak SAR Value at x=8.0 y=24.0 z=0.0 = 1.27 W/kg

Max 1g SAR at x=10.0 y=24.0 z=0.0 = 0.85 W/kg

Max 10g SAR at x=10.0 y=23.0 z=0.0 = 0.51 W/kg
```

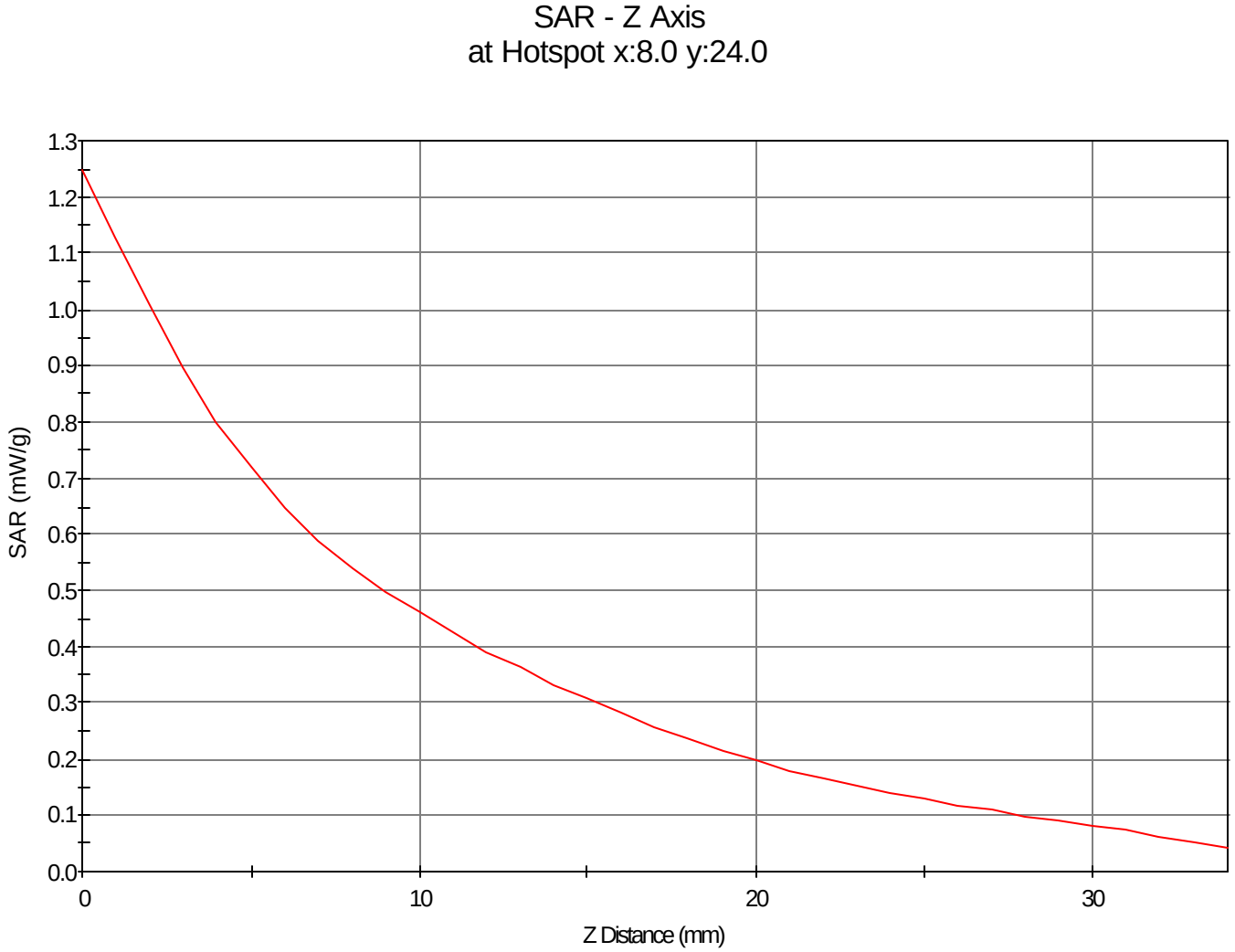
SAR - Z Axis
at Hotspot x:8.0 y:24.0
SAR (mW/g)
1.3
1.2
1.1
1.0
0.9
0.8
0.7
0.6
0.5
0.4
0.3
0.2
0.1
0.0
0
10
20
30
Z Distance (mm)

1g SAR Values

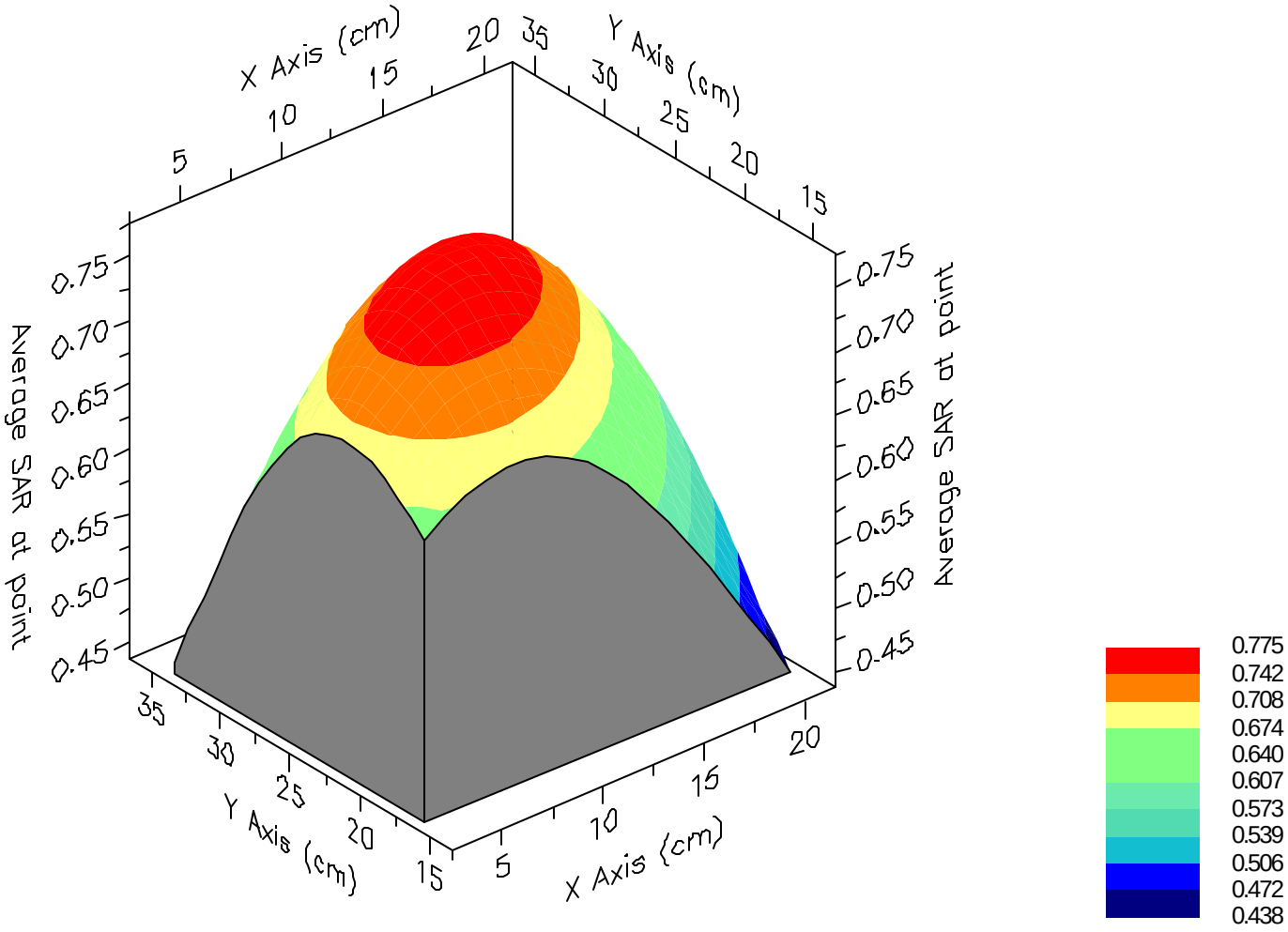

SAR Data Report 05110104

```
  Start        :  1-Nov-05 09:43:08 am
  End          :  1-Nov-05 09:49:42 am
  Code Version : 4.08
  Robot Version: 4.08

Product Data:
  Type             : Panasonic PDA Phone
  Model Number     : CF-P2
  Serial Number    : ITPD-05-F008
  Frequency        : 848.8 MHz
  Transmit Pwr     : 2 W
  Antenna Type     : Helical
  Antenna Posn.    : Internal

Measurement Data:
  Phantom Name        : SAM FLAT
  Phantom Type        : Uniphantom
  Tissue Type         : Muscle
  Tissue Dielectric   : 56.850
  Tissue Conductivity : 0.980
  Tissue Density      : 1.000
  Robot Name          : CRS

Probe Data:
  Probe Name              : PCT005
  Probe Type              : E Fld Triangle
  Frequency               : 835 MHz
  Tissue Type             : Muscle
  Calibrated Dielectric   : 53.660
  Calibrated Conductivity :  0.980
  Calibrated Density      :  1.000
  Probe Offset            :  1.600 mm
  Conversion Factor       :  5.850
  Probe Sensitivity :  3.807   3.736   3.821   mV/(mW/cm^2)
  Amplifier Gains   :  20.00   20.00   20.00

Sample:
  Rate:         6000 Samples/Sec
  Count:        1000 Samples
  NIDAQ Gain:   5

Comments:
  Cellular GPRS Mode Ch. 251
  Body (1.5cm spacing w/ BlueTooth On)
  CF=4; Amb. Temp= 21.4 'C; Liq. Temp=21.9 'C


Power Drop Test:
  Reading @ start  = 0.837
  Reading @ End    = 0.841
  Power at End     = 100.5%


Area Scan - Max Peak SAR Value at x=6.0 y=-10.0 = 0.71 W/kg

Zoom Scan - Max Peak SAR Value at x=5.0 y=-8.0 z=0.0 = 1.36 W/kg

Max 1g SAR at x=5.0 y=-9.0 z=0.0 = 0.82 W/kg

Max 10g SAR at x=5.0 y=-11.0 z=0.0 = 0.57 W/kg
```

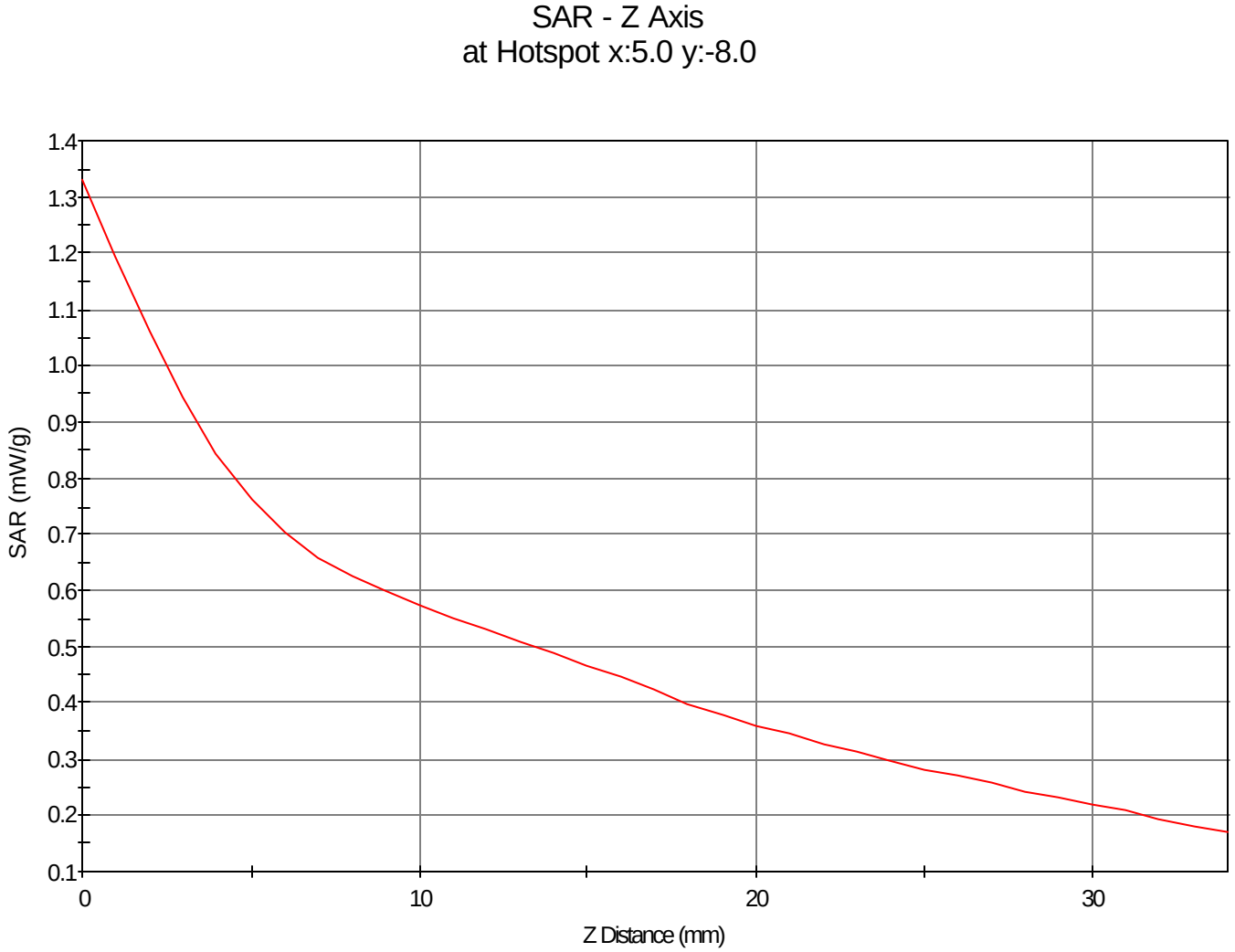
SAR - Z Axis
at Hotspot x:5.0 y:-8.0
SAR (mW/g)
1.4
1.3
1.2
1.1
1.0
0.9
0.8
0.7
0.6
0.5
0.4
0.3
0.2
0.1
0
10
20
30
Z Distance (mm)

1g SAR Values

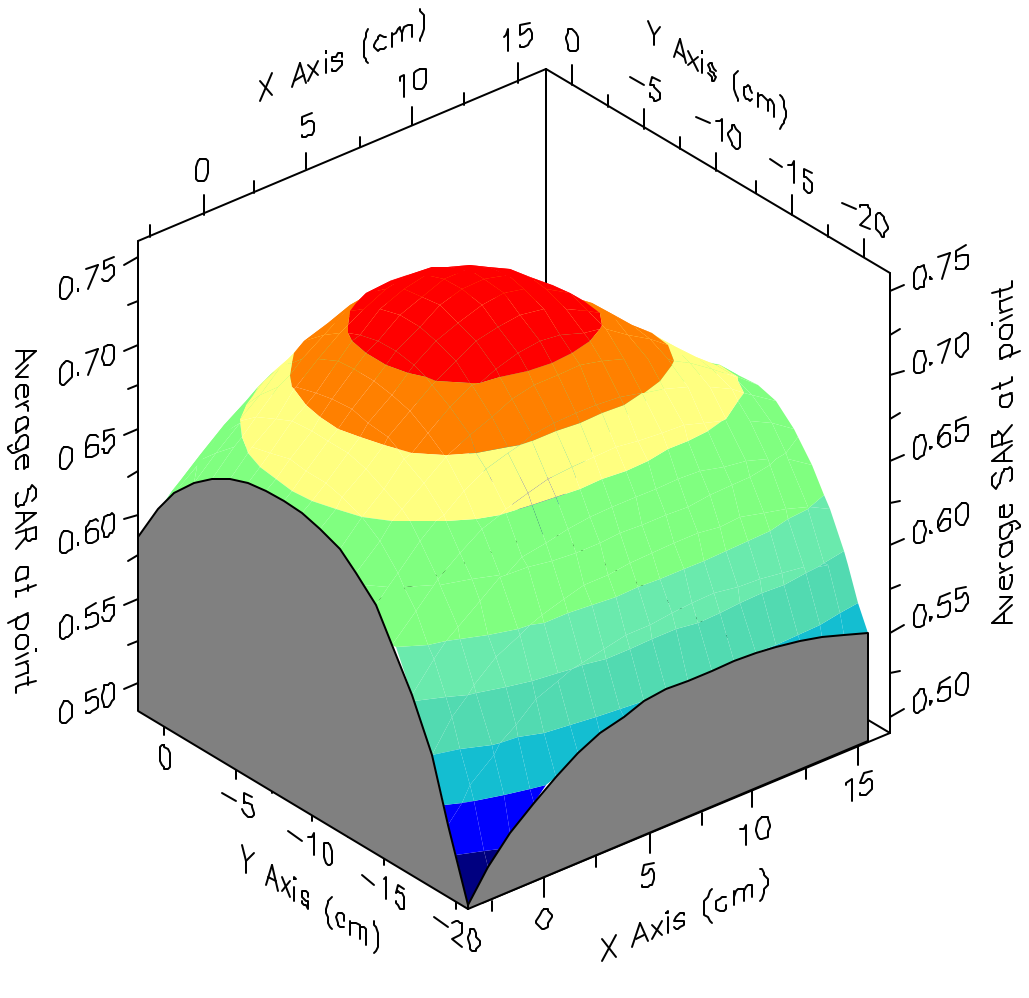

SAR Data Report 05042115

```
  Start        : 21-Apr-05 03:30:55 pm
  End          : 21-Apr-05 03:37:49 pm
  Code Version : 4.08
  Robot Version: 4.08

Product Data:
  Type             : Panasonic PDA Phone
  Model Number     : CF-P2
  Serial Number    : ITPD-05-F008
  Frequency        : 1880 MHz
  Transmit Pwr     : 1.000 W
  Antenna Type     : Helical
  Antenna Posn.    : Fixed

Measurement Data:
  Phantom Name        : SAM-RIGHT
  Phantom Type        : Right Ear
  Tissue Type         : Brain
  Tissue Dielectric   : 41.230
  Tissue Conductivity : 1.410
  Tissue Density      : 1.000
  Robot Name          : CRS

Probe Data:
  Probe Name              : PCT005
  Probe Type              : E Fld Triangle
  Frequency               : 1900 MHz
  Tissue Type             : Brain
  Calibrated Dielectric   : 39.020
  Calibrated Conductivity :  1.370
  Calibrated Density      :  1.000
  Probe Offset            :  1.600 mm
  Conversion Factor       :  5.400
  Probe Sensitivity :  5.115   4.969   4.453   mV/(mW/cm^2)
  Amplifier Gains   :  20.00   20.00   20.00

Sample:
  Rate:         6000 Samples/Sec
  Count:        1000 Samples
  NIDAQ Gain:   5

Comments:
  GSM Mode CH - 661
  Right Cheek
  CF=8; Amb. Temp= 22.2 'C; Liq. Temp=21.1 'C


Power Drop Test:
  Reading @ start  = 0.220
  Reading @ End    = 0.223
  Power at End     = 101.1%


Area Scan - Max Peak SAR Value at x=-2.0 y=-21.0 = 0.39 W/kg

Zoom Scan - Max Peak SAR Value at x=-2.0 y=-19.0 z=0.0 = 0.60 W/kg

Max 1g SAR at x=-1.0 y=-21.0 z=0.0 = 0.38 W/kg

Max 10g SAR at x=1.0 y=-21.0 z=0.0 = 0.25 W/kg
```

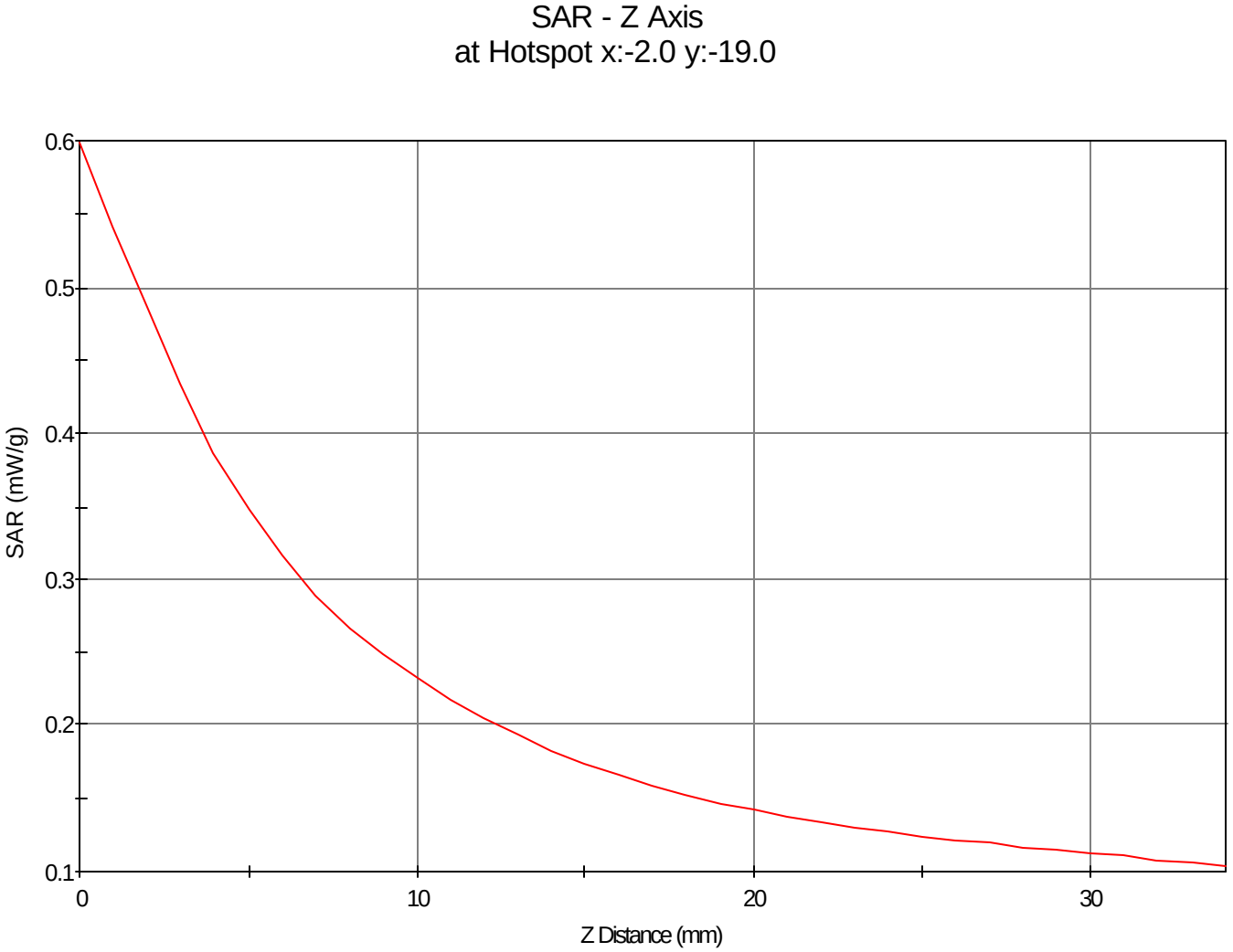
SAR - Z Axis
at Hotspot x:-2.0 y:-19.0
SAR (mW/g)
0.6
0.5
0.4
0.3
0.2
0.1
0
10
20
30
Z Distance (mm)

1g SAR Values

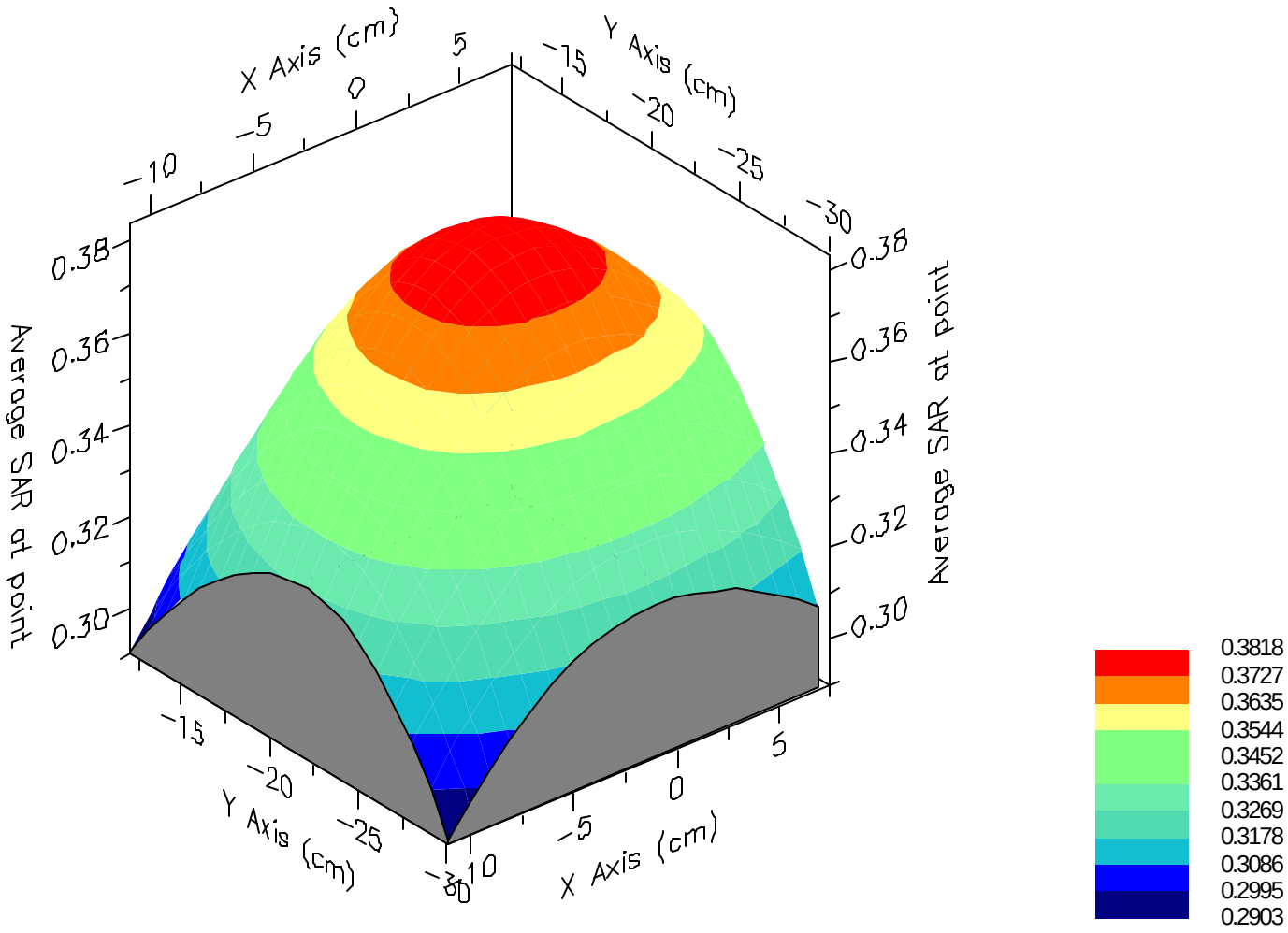

Panasonic

SAR Data Report 05042201

```
  Start        : 22-Apr-05 12:50:21 pm
  End          : 22-Apr-05 12:57:11 pm
  Code Version : 4.08
  Robot Version: 4.08

Product Data:
  Type             : Panasonic PDA Phone
  Model Number     : CF-P2
  Serial Number    : ITPD-05-F008
  Frequency        : 1880 MHz
  Transmit Pwr     : 1 W
  Antenna Type     : Helical
  Antenna Posn.    : Fixed

Measurement Data:
  Phantom Name        : SAM-RIGHT
  Phantom Type        : Right Ear
  Tissue Type         : Brain
  Tissue Dielectric   : 41.230
  Tissue Conductivity : 1.410
  Tissue Density      : 1.000
  Robot Name          : CRS

Probe Data:
  Probe Name              : PCT005
  Probe Type              : E Fld Triangle
  Frequency               : 1900 MHz
  Tissue Type             : Brain
  Calibrated Dielectric   : 39.020
  Calibrated Conductivity :  1.370
  Calibrated Density      :  1.000
  Probe Offset            :  1.600 mm
  Conversion Factor       :  5.400
  Probe Sensitivity :  5.115   4.969   4.453   mV/(mW/cm^2)
  Amplifier Gains   :  20.00   20.00   20.00

Sample:
  Rate:         6000 Samples/Sec
  Count:        1000 Samples
  NIDAQ Gain:   5

Comments:
  GSM Mode CH - 661
  Right Tilt
  CF=8; Amb. Temp= 22.2 'C; Liq. Temp=21.1 'C


Power Drop Test:
  Reading @ start  = 0.080
  Reading @ End    = 0.080
  Power at End     = 99.2%


Area Scan - Max Peak SAR Value at x=-4.0 y=-20.0 = 0.16 W/kg

Zoom Scan - Max Peak SAR Value at x=-4.0 y=-20.0 z=0.0 = 0.30 W/kg

Max 1g SAR at x=-3.0 y=-19.0 z=0.0 = 0.16 W/kg

Max 10g SAR at x=-1.0 y=-19.0 z=0.0 = 0.08 W/kg
```

SAR - Z Axis
at Hotspot x:-4.0 y:-20.0

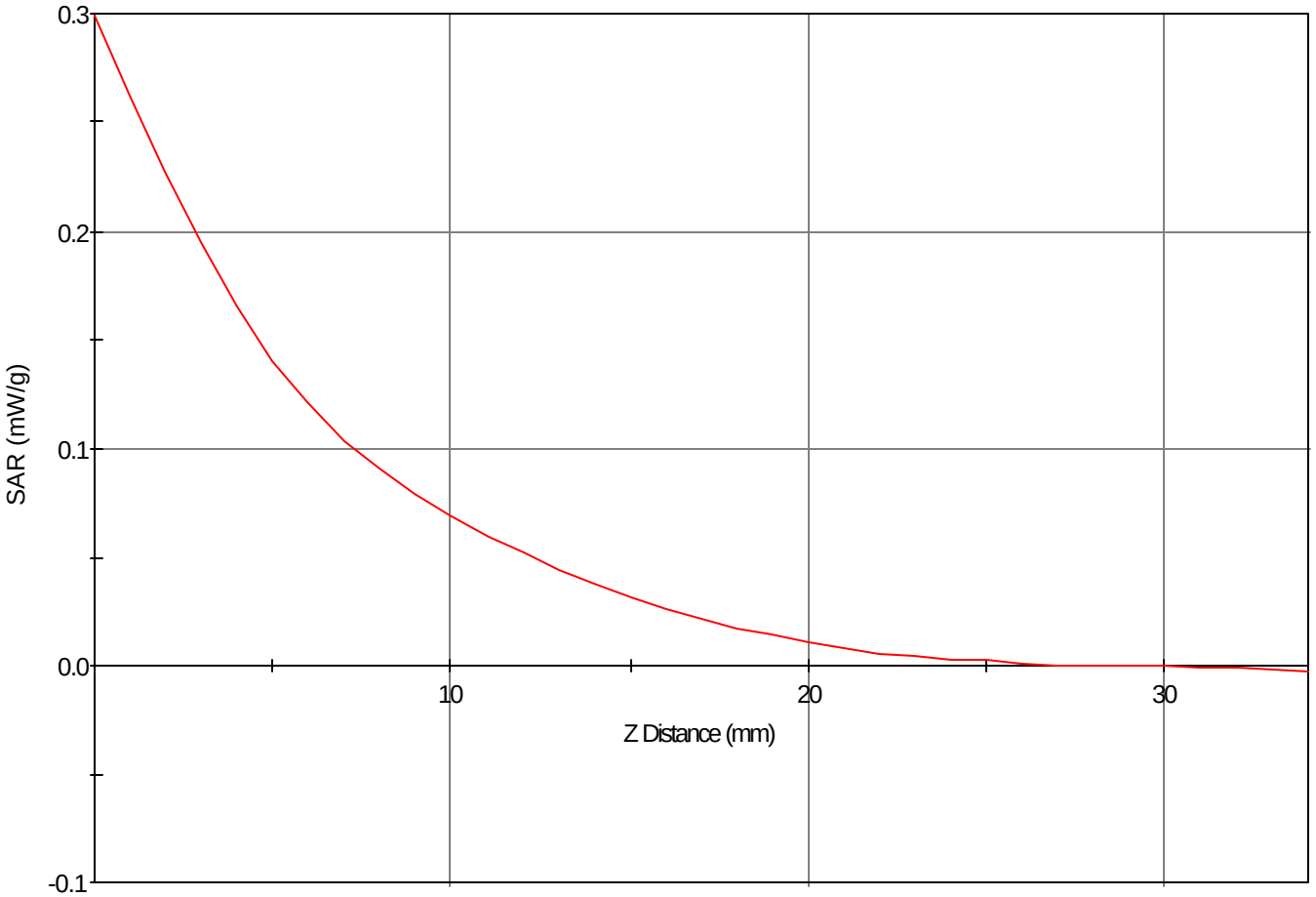

1g SAR Values

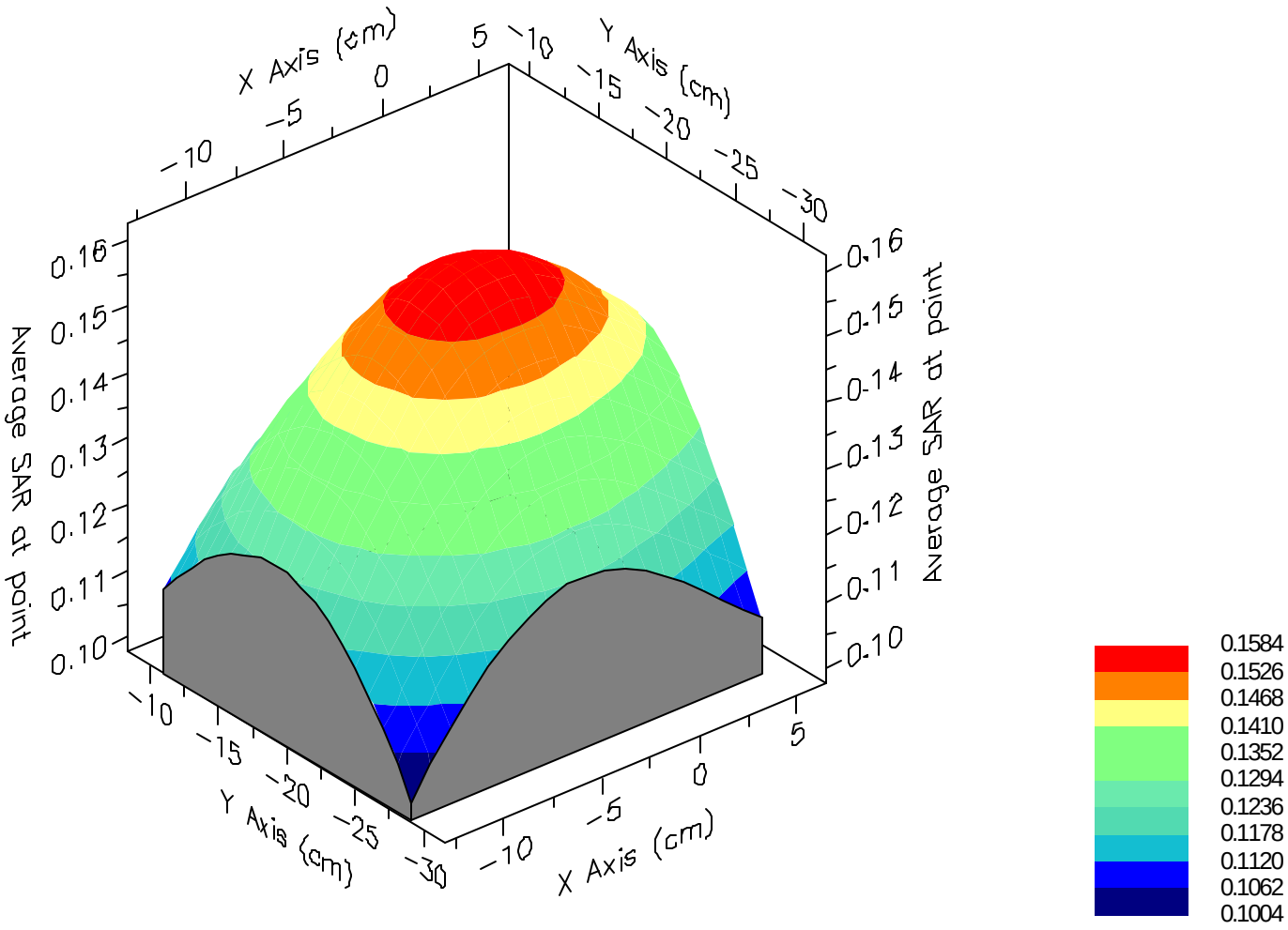

Panasonic

SAR Data Report 05110112

```
  Start        : 1-Nov-05 11:22:26 am
  End          : 1-Nov-05 11:29:27 am
  Code Version : 4.08
  Robot Version: 4.08

Product Data:
  Type             : Panasonic PDA Phone
  Model Number     : CF-P2
  Serial Number    : ITPD-05-F008
  Frequency        : 1880 MHz
  Transmit Pwr     : 1 W
  Antenna Type     : Helical
  Antenna Posn.    : Fixed

Measurement Data:
  Phantom Name        : SAM-LEFT
  Phantom Type        : Left Ear
  Tissue Type         : Brain
  Tissue Dielectric   : 40.150
  Tissue Conductivity : 1.420
  Tissue Density      : 1.000
  Robot Name          : CRS

Probe Data:
  Probe Name              : PCT005
  Probe Type              : E Fld Triangle
  Frequency               : 1900 MHz
  Tissue Type             : Brain
  Calibrated Dielectric   : 39.020
  Calibrated Conductivity :  1.370
  Calibrated Density      :  1.000
  Probe Offset            :  1.600 mm
  Conversion Factor       :  5.400
  Probe Sensitivity :  5.115   4.969   4.453   mV/(mW/cm^2)
  Amplifier Gains   :  20.00   20.00   20.00

Sample:
  Rate:         6000 Samples/Sec
  Count:        1000 Samples
  NIDAQ Gain:   5

Comments:
  PCS GSM Mode Ch. 661
  Left Cheek
  CF=8; Amb. Temp= 21.4 'C; Liq. Temp=21.9 'C


Power Drop Test:
  Reading @ start  = 0.219
  Reading @ End    = 0.220
  Power at End     = 100.5%


Area Scan - Max Peak SAR Value at x=-3.0 y=-4.0 = 0.25 W/kg

Zoom Scan - Max Peak SAR Value at x=-3.0 y=-5.0 z=0.0 = 0.33 W/kg

Max 1g SAR at x=-3.0 y=-7.0 z=0.0 = 0.25 W/kg

Max 10g SAR at x=0.0 y=-5.0 z=0.0 = 0.18 W/kg
```

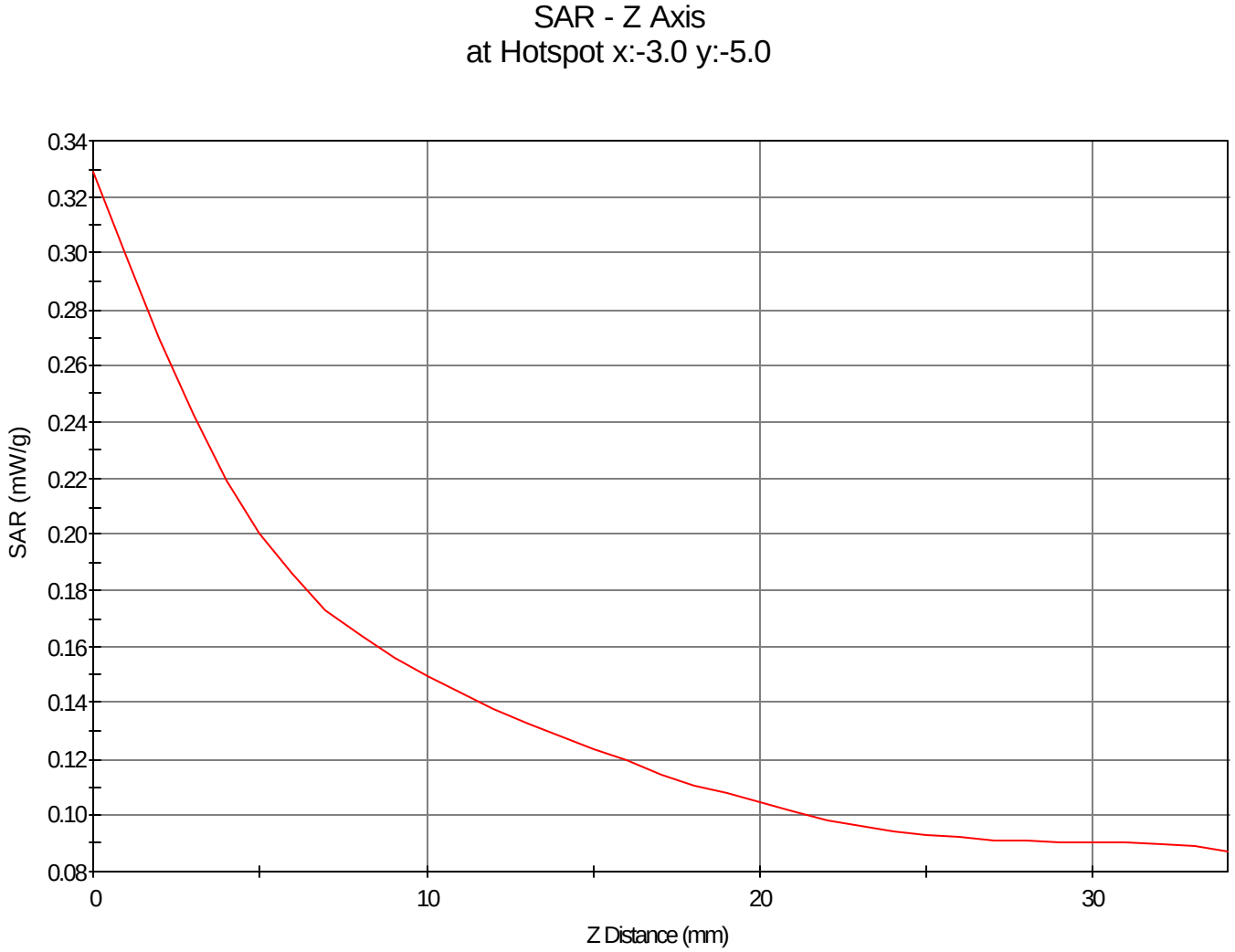
SAR - Z Axis
at Hotspot x:-3.0 y:-5.0
SAR (mW/g)
0.34
0.32
0.30
0.28
0.26
0.24
0.22
0.20
0.18
0.16
0.14
0.12
0.10
0.08
0
10
20
30
Z Distance (mm)

1g SAR Values

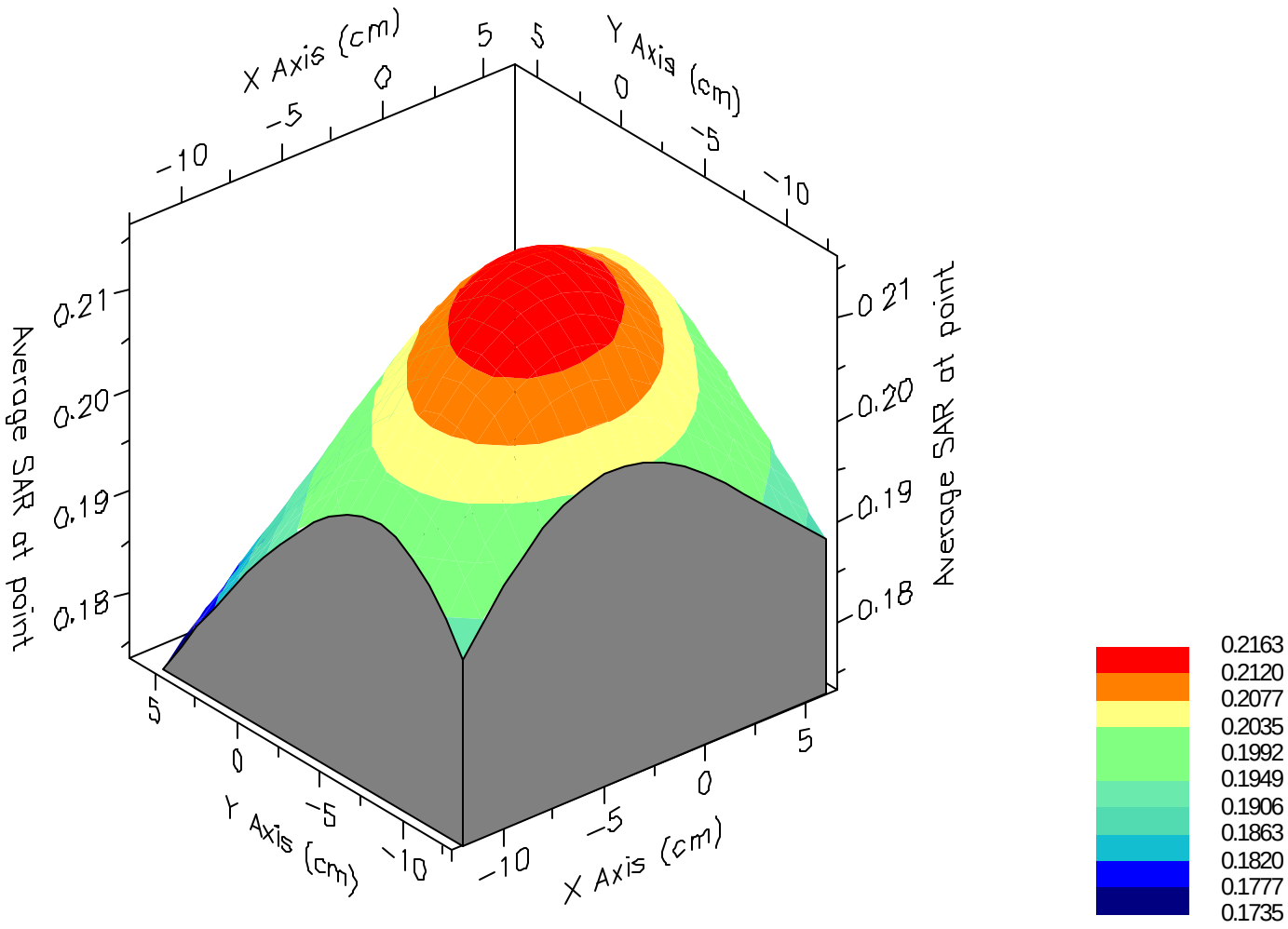

Panasonic

SAR Data Report 05110109

```
  Start        : 1-Nov-05 11:05:06 am
  End          : 1-Nov-05 11:10:04 am
  Code Version : 4.08
  Robot Version: 4.08

Product Data:
  Type             : Panasonic PDA Phone
  Model Number     : CF-P2
  Serial Number    : ITPD-05-F008
  Frequency        : 1880 MHz
  Transmit Pwr     : 1 W
  Antenna Type     : Helical
  Antenna Posn.    : Fixed

Measurement Data:
  Phantom Name        : SAM-LEFT
  Phantom Type        : Left Ear
  Tissue Type         : Brain
  Tissue Dielectric   : 40.150
  Tissue Conductivity : 1.420
  Tissue Density      : 1.000
  Robot Name          : CRS

Probe Data:
  Probe Name              : PCT005
  Probe Type              : E Fld Triangle
  Frequency               : 1900 MHz
  Tissue Type             : Brain
  Calibrated Dielectric   : 39.020
  Calibrated Conductivity :  1.370
  Calibrated Density      :  1.000
  Probe Offset            :  1.600 mm
  Conversion Factor       :  5.400
  Probe Sensitivity :  5.115   4.969   4.453   mV/(mW/cm^2)
  Amplifier Gains   :  20.00   20.00   20.00

Sample:
  Rate:         6000 Samples/Sec
  Count:        1000 Samples
  NIDAQ Gain:   5

Comments:
  PCS GSM Mode Ch. 661
  Left Tilt
  CF=8; Amb. Temp= 22.2 'C; Liq. Temp=21.1 'C


Power Drop Test:
  Reading @ start  = 0.109
  Reading @ End    = 0.105
  Power at End     = 95.8%


Area Scan - Max Peak SAR Value at x=-10.0 y=-7.0 = 0.13 W/kg

Zoom Scan - Max Peak SAR Value at x=-3.0 y=-3.0 z=0.0 = 0.18 W/kg

Max 1g SAR at x=-5.0 y=-4.0 z=0.0 = 0.15 W/kg

Max 10g SAR at x=-7.0 y=-4.0 z=0.0 = 0.10 W/kg
```

SAR - Z Axis
at Hotspot x:-3.0 y:-3.0

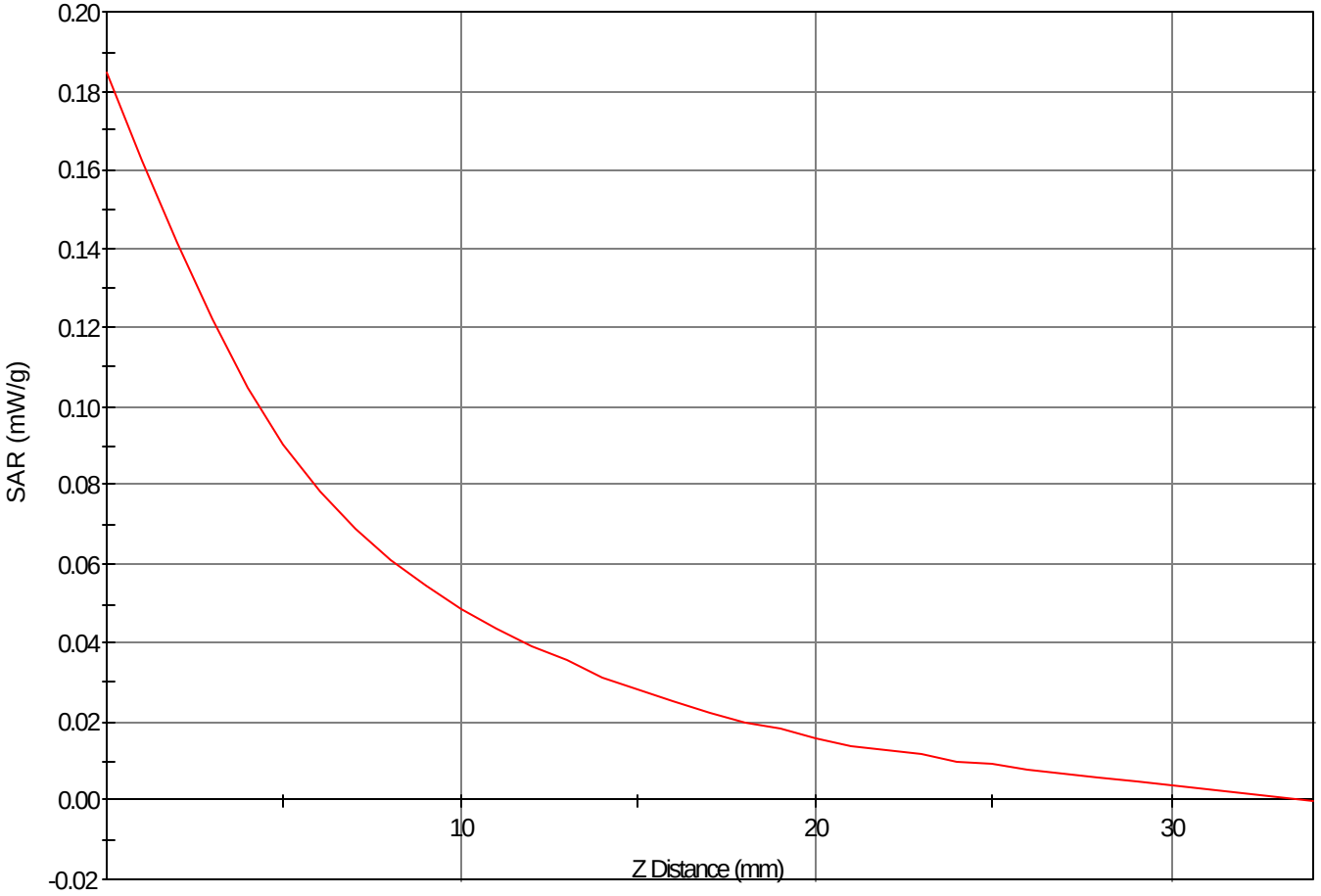

1g SAR Values

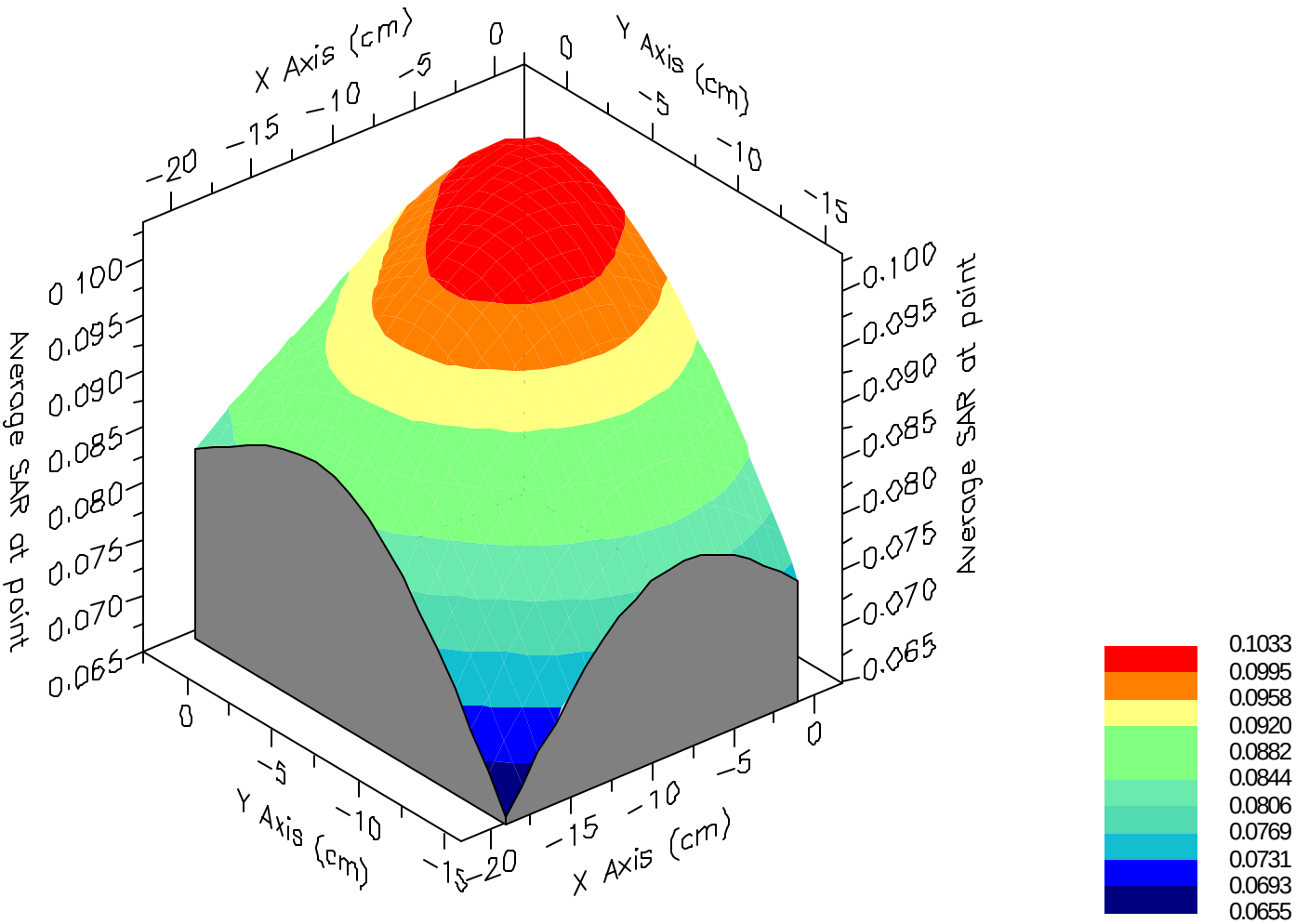

Panasonic

SAR Data Report 05110113

```
  Start        : 1-Nov-05 11:35:28 am
  End          : 1-Nov-05 11:46:00 am
  Code Version : 4.08
  Robot Version: 4.08

Product Data:
  Type             : Panasonic PDA Phone
  Model Number     : CF-P2
  Serial Number    : ITPD-05-F008
  Frequency        : 1909.8 MHz
  Transmit Pwr     : 1 W
  Antenna Type     : Helical
  Antenna Posn.    : Fixed

Measurement Data:
  Phantom Name        : SAM FLAT
  Phantom Type        : Uniphantom
  Tissue Type         : Muscle
  Tissue Dielectric   : 52.300
  Tissue Conductivity : 1.530
  Tissue Density      : 1.000
  Robot Name          : CRS

Probe Data:
  Probe Name              : PCT005
  Probe Type              : E Fld Triangle
  Frequency               : 1900 MHz
  Tissue Type             : Muscle
  Calibrated Dielectric   : 39.020
  Calibrated Conductivity :  1.370
  Calibrated Density      :  1.000
  Probe Offset            :  1.600 mm
  Conversion Factor       :  5.400
  Probe Sensitivity :  5.115   4.969   4.453   mV/(mW/cm^2)
  Amplifier Gains   :  20.00   20.00   20.00

Sample:
  Rate:         6000 Samples/Sec
  Count:        1000 Samples
  NIDAQ Gain:   5

Comments:
  PCS GPRS Mode Ch. 810
  Body (1.5cm spacing)
  CF=4; Amb. Temp= 22.2 'C; Liq. Temp=21.1 'C


Power Drop Test:
  Reading @ start  = 0.136
  Reading @ End    = 0.142
  Power at End     = 104.0%


Area Scan - Max Peak SAR Value at x=14.0 y=70.0 = 0.67 W/kg

Zoom Scan - Max Peak SAR Value at x=14.0 y=72.0 z=0.0 = 1.07 W/kg

Max 1g SAR at x=14.0 y=72.0 z=0.0 = 0.68 W/kg

Max 10g SAR at x=14.0 y=70.0 z=0.0 = 0.41 W/kg
```

SAR - Z Axis
at Hotspot x:14.0 y:72.0

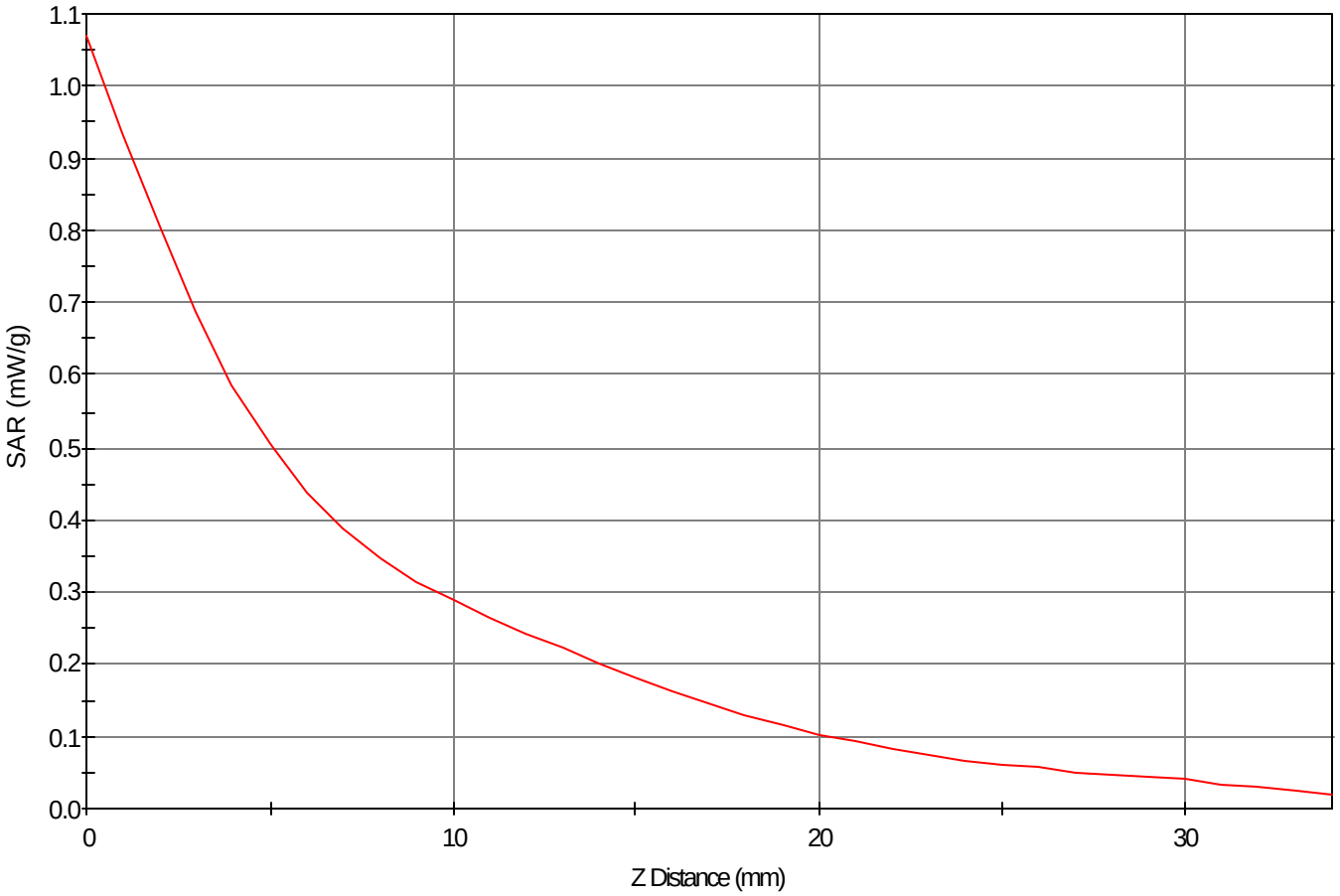

1g SAR Values

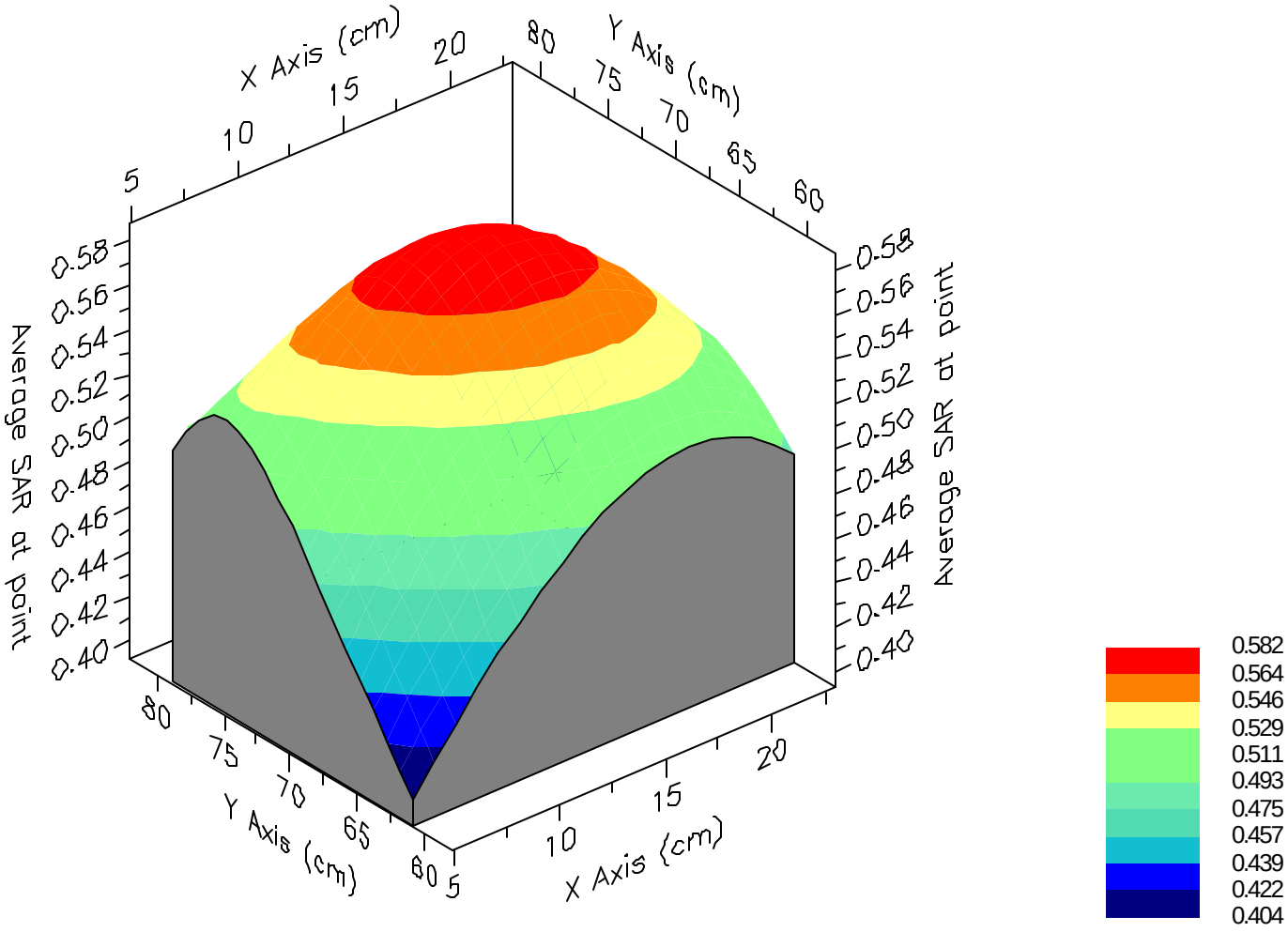

SAR Data Report 05110114

```
  Start        : 1-Nov-05 11:50:21 am
  End          : 1-Nov-05 12:00:43 pm
  Code Version : 4.08
  Robot Version: 4.08

Product Data:
  Type             : Panasonic PDA Phone
  Model Number     : CF-P2
  Serial Number    : ITPD-05-F008
  Frequency        : 1909.8 MHz
  Transmit Pwr     : 1 W
  Antenna Type     : Helical
  Antenna Posn.    : Fixed

Measurement Data:
  Phantom Name        : SAM FLAT
  Phantom Type        : Uniphantom
  Tissue Type         : Muscle
  Tissue Dielectric   : 52.300
  Tissue Conductivity : 1.530
  Tissue Density      : 1.000
  Robot Name          : CRS

Probe Data:
  Probe Name              : PCT005
  Probe Type              : E Fld Triangle
  Frequency               : 1900 MHz
  Tissue Type             : Muscle
  Calibrated Dielectric   : 39.020
  Calibrated Conductivity :  1.370
  Calibrated Density      :  1.000
  Probe Offset            :  1.600 mm
  Conversion Factor       :  5.400
  Probe Sensitivity :  5.115   4.969   4.453   mV/(mW/cm^2)
  Amplifier Gains   :  20.00   20.00   20.00

Sample:
  Rate:         6000 Samples/Sec
  Count:        1000 Samples
  NIDAQ Gain:   5

Comments:
  PCS GPRS Mode Ch. 810
  Body (1.5cm spacing w/ BlueTooth On)
  CF=4; Amb. Temp= 21.4 'C; Liq. Temp=21.9 'C


Power Drop Test:
  Reading @ start  = 0.920
  Reading @ End    = 0.956
  Power at End     = 103.9%


Area Scan - Max Peak SAR Value at x=-3.0 y=-14.0 = 0.64 W/kg

Zoom Scan - Max Peak SAR Value at x=-7.0 y=-7.0 z=0.0 = 0.93 W/kg

Max 1g SAR at x=-4.0 y=-8.0 z=0.0 = 0.64 W/kg

Max 10g SAR at x=-3.0 y=-11.0 z=0.0 = 0.46 W/kg
```

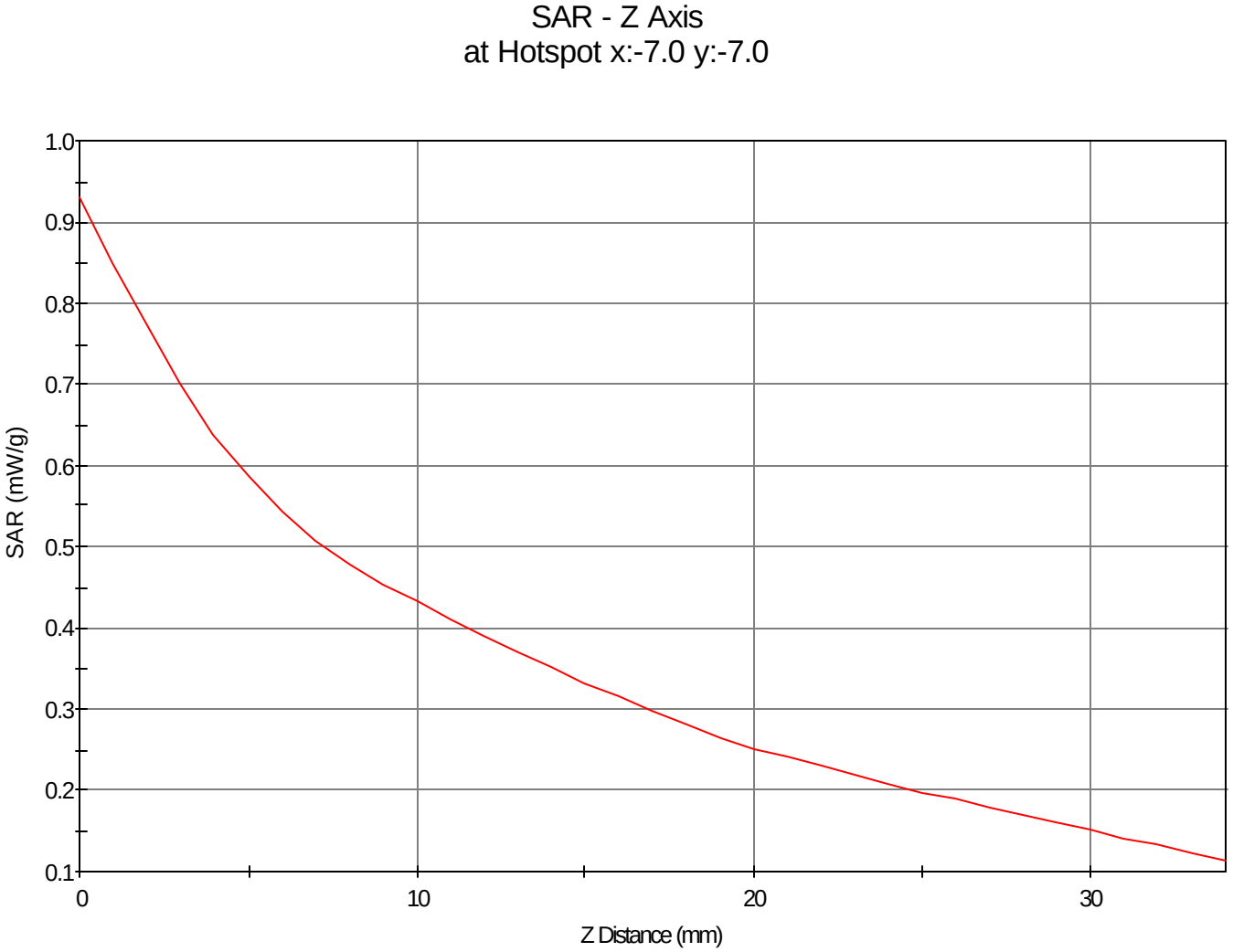
SAR - Z Axis
at Hotspot x:-7.0 y:-7.0
SAR (mW/g)
1.0
0.9
0.8
0.7
0.6
0.5
0.4
0.3
0.2
0.1
0
10
20
30
Z Distance (mm)

1g SAR Values

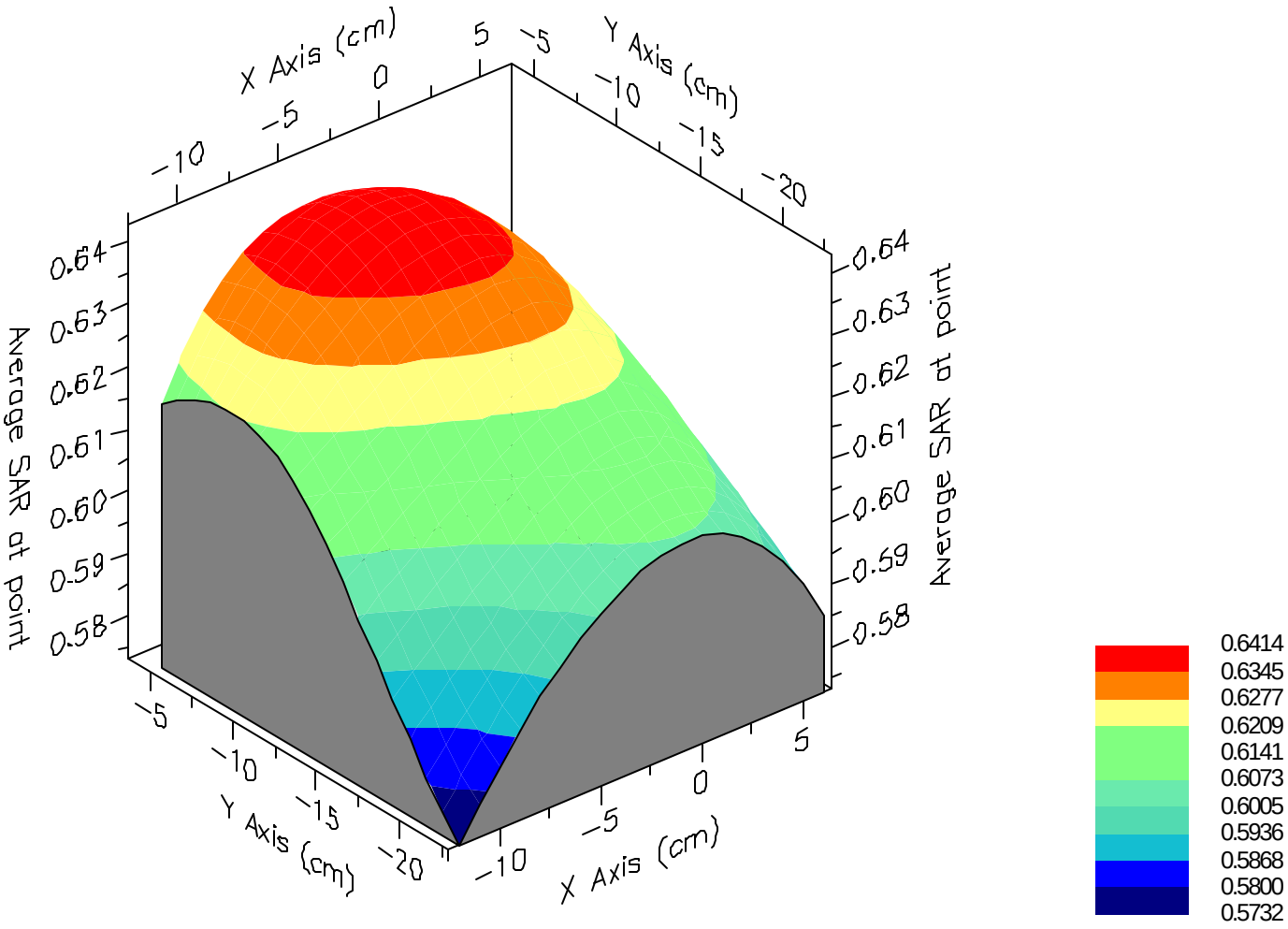



SAR Data Report 05050210

```
  Start        :  2-May-05 11:01:12 am
  End          :  2-May-05 11:10:34 am
  Code Version : 4.08
  Robot Version: 4.08

Product Data:
  Type             : Panasonic PDA Phone
  Model Number     : CF-P2
  Serial Number    : ITPD-05-F008
  Frequency        : 2441 MHz
  Transmit Pwr     : 0.018 W
  Antenna Type     : Helical
  Antenna Posn.    : Fixed

Measurement Data:
  Phantom Name        : SAM FLAT
  Phantom Type        : Uniphantom
  Tissue Type         : Muscle
  Tissue Dielectric   : 53.070
  Tissue Conductivity : 1.930
  Tissue Density      : 1.000
  Robot Name          : CRS

Probe Data:
  Probe Name              : PCT005
  Probe Type              : E Fld Triangle
  Frequency               : 2450 MHz
  Tissue Type             : Muscle
  Calibrated Dielectric   : 52.230
  Calibrated Conductivity :  1.930
  Calibrated Density      :  1.000
  Probe Offset            :  1.600 mm
  Conversion Factor       :  5.300
  Probe Sensitivity :  5.496   4.887   5.267   mV/(mW/cm^2)
  Amplifier Gains   :  20.00   20.00   20.00

Sample:
  Rate:         6000 Samples/Sec
  Count:        1000 Samples
  NIDAQ Gain:   5

Comments:
  BlueTooth Mode
  Body (1.5cm)
  CF=1; Amb. Temp= 22.2 'C; Liq. Temp=21.1 'C


Power Drop Test:
  Reading @ start  = 0.022
  Reading @ End    = 0.022
  Power at End     = 100.0%


Area Scan - Max Peak SAR Value at x=23.0 y=40.0 = 0.05 W/kg

Zoom Scan - Max Peak SAR Value at x=19.0 y=40.0 z=0.0 = 0.13 W/kg

Max 1g SAR at x=22.0 y=41.0 z=0.0 = 0.05 W/kg

Max 10g SAR at x=21.0 y=40.0 z=0.0 = 0.02 W/kg
```

SAR - Z Axis
at Hotspot x:19.0 y:40.0

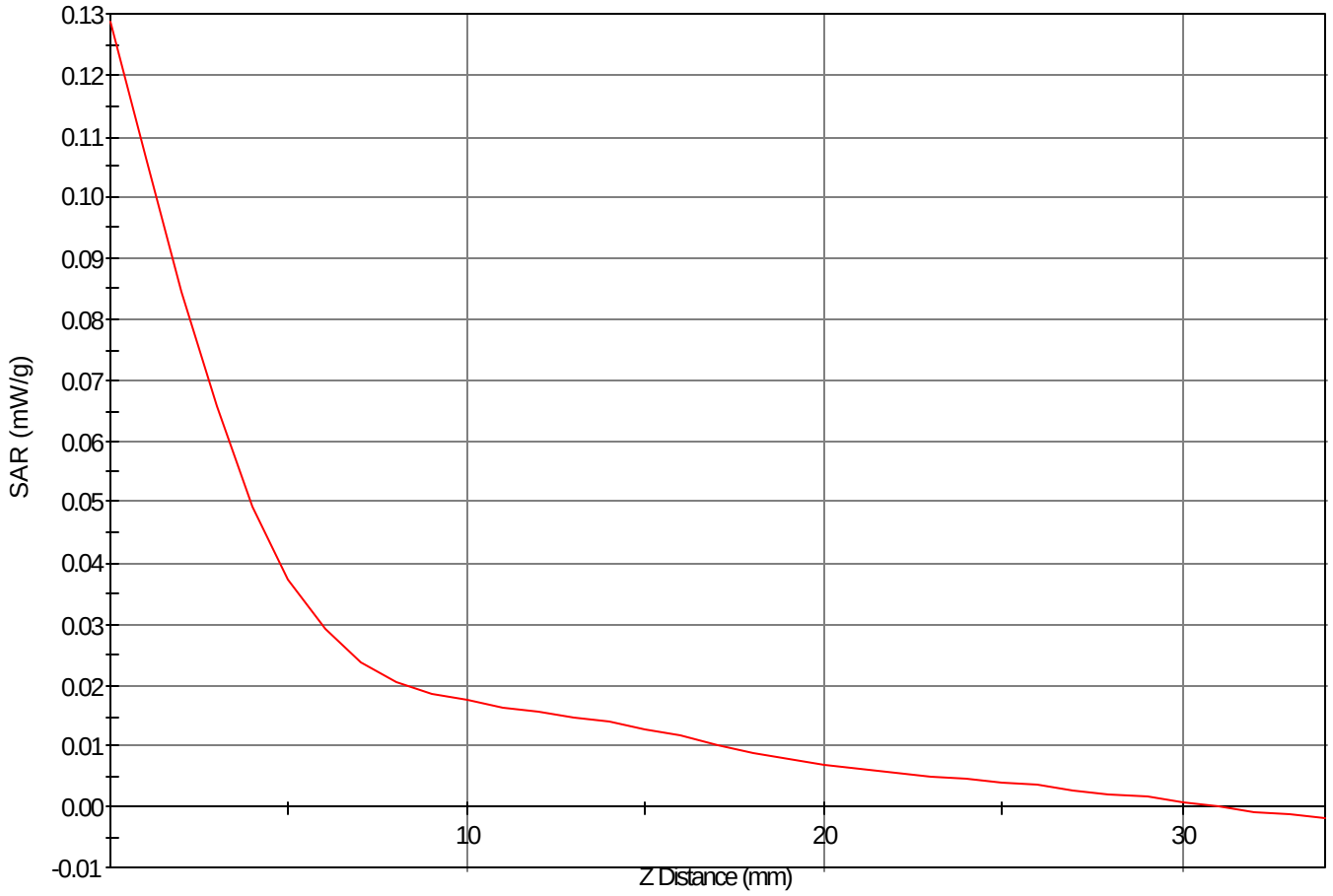

1g SAR Values

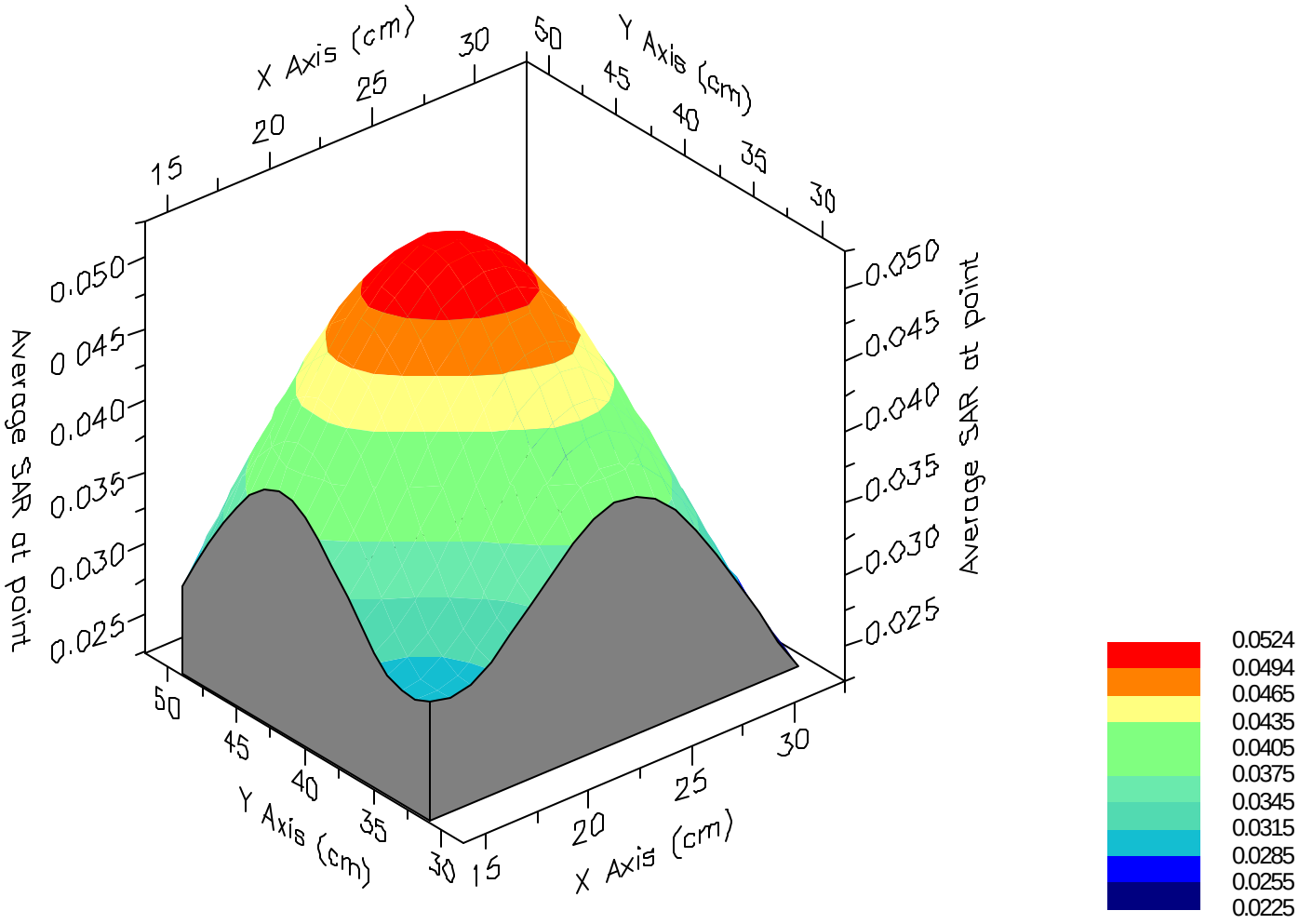

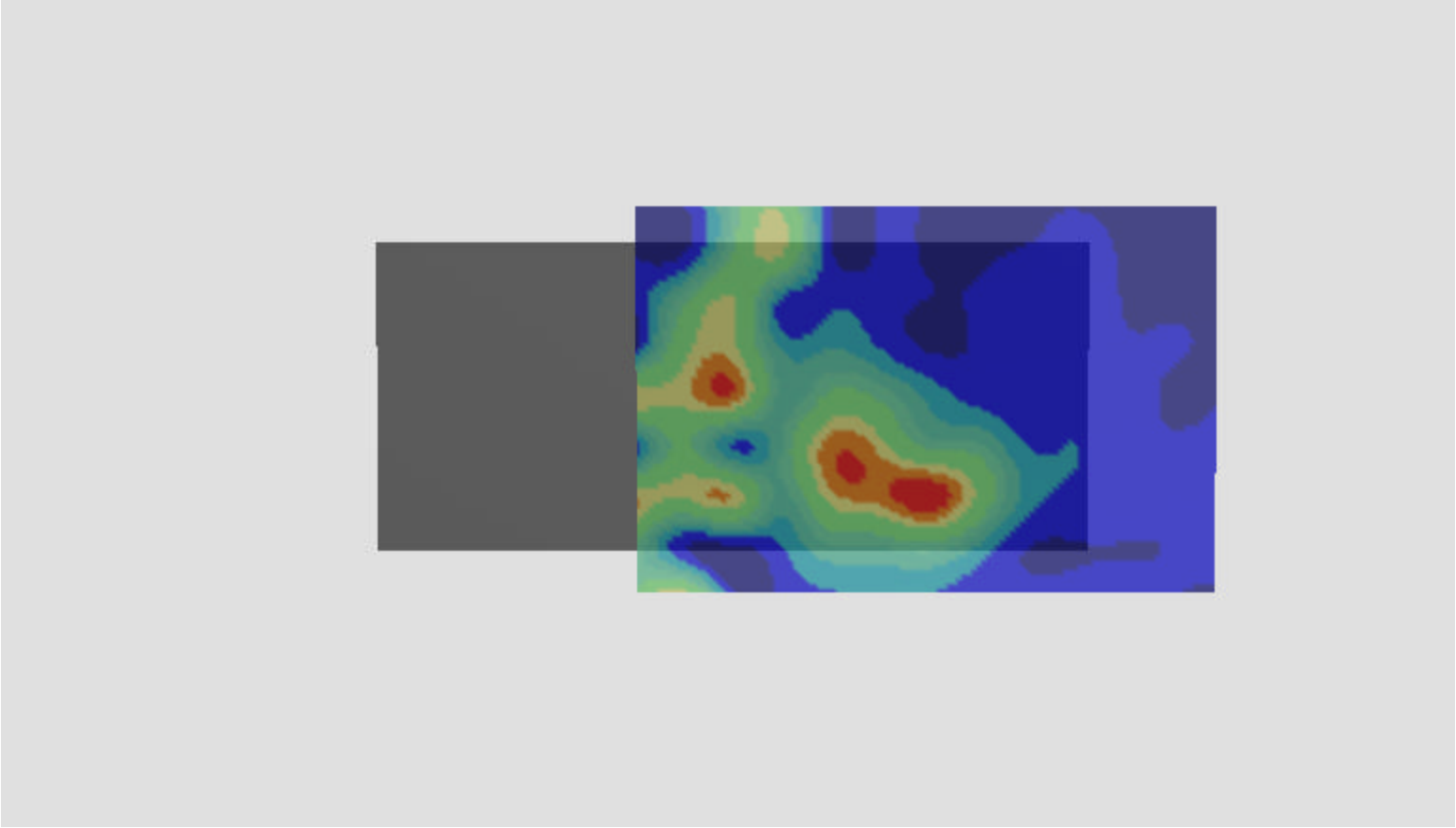

SAR Data Report 05050315

```
  Start        :  3-May-05 02:17:23 pm
  End          :  3-May-05 02:23:45 pm
  Code Version : 4.08
  Robot Version: 4.08

Product Data:
  Type             : Panasonic PDA Phone
  Model Number     : CF-P2
  Serial Number    : ITPD-05-F008
  Frequency        : 2438 MHz
  Transmit Pwr     : 0.033 W
  Antenna Type     : Helical
  Antenna Posn.    : Fixed

Measurement Data:
  Phantom Name        : SAM FLAT
  Phantom Type        : Uniphantom
  Tissue Type         : Muscle
  Tissue Dielectric   : 53.070
  Tissue Conductivity : 1.930
  Tissue Density      : 1.000
  Robot Name          : CRS

Probe Data:
  Probe Name              : PCT005
  Probe Type              : E Fld Triangle
  Frequency               : 2450 MHz
  Tissue Type             : Muscle
  Calibrated Dielectric   : 52.230
  Calibrated Conductivity :  1.930
  Calibrated Density      :  1.000
  Probe Offset            :  1.600 mm
  Conversion Factor       :  5.300
  Probe Sensitivity :  5.496   4.887   5.267   mV/(mW/cm^2)
  Amplifier Gains   :  20.00   20.00   20.00

Sample:
  Rate:         6000 Samples/Sec
  Count:        1000 Samples
  NIDAQ Gain:   5

Comments:
  WLAN Mode @ 1Mbps
  Body (1.5cm)
  CF=1; Amb. Temp= 22.2 'C; Liq. Temp=21.1 'C


Power Drop Test:
  Reading @ start  = 0.033
  Reading @ End    = 0.033
  Power at End     = 103.8%


Area Scan - Max Peak SAR Value at x=-15.0 y=22.0 = 0.20 W/kg

Zoom Scan - Max Peak SAR Value at x=-15.0 y=22.0 z=0.0 = 0.46 W/kg

Max 1g SAR at x=-14.0 y=23.0 z=0.0 = 0.20 W/kg

Max 10g SAR at x=-12.0 y=21.0 z=0.0 = 0.08 W/kg
```

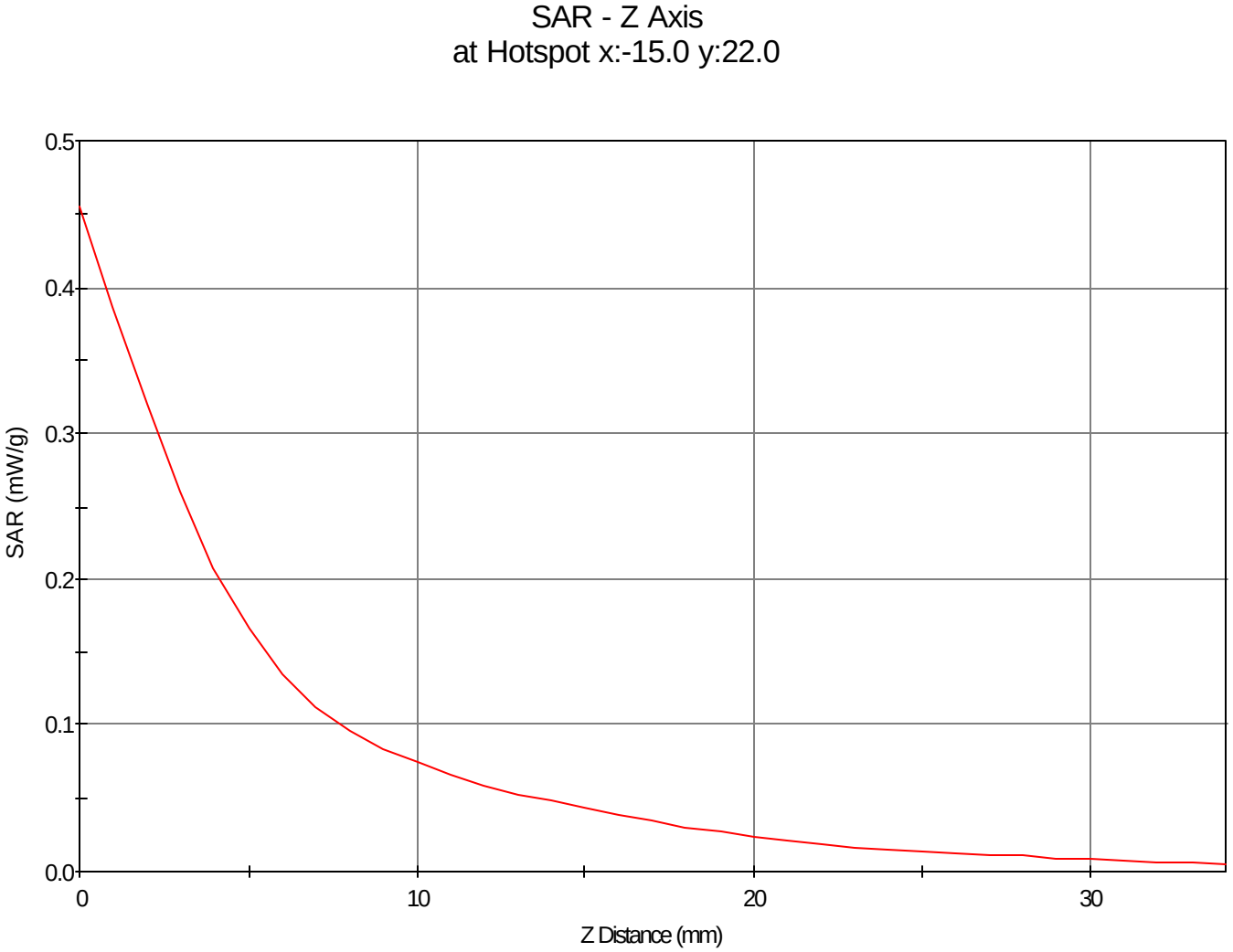
SAR - Z Axis
at Hotspot x:-15.0 y:22.0
SAR (mW/g)
0.5
0.4
0.3
0.2
0.1
0.0
0
10
20
30
Z Distance (mm)

1g SAR Values

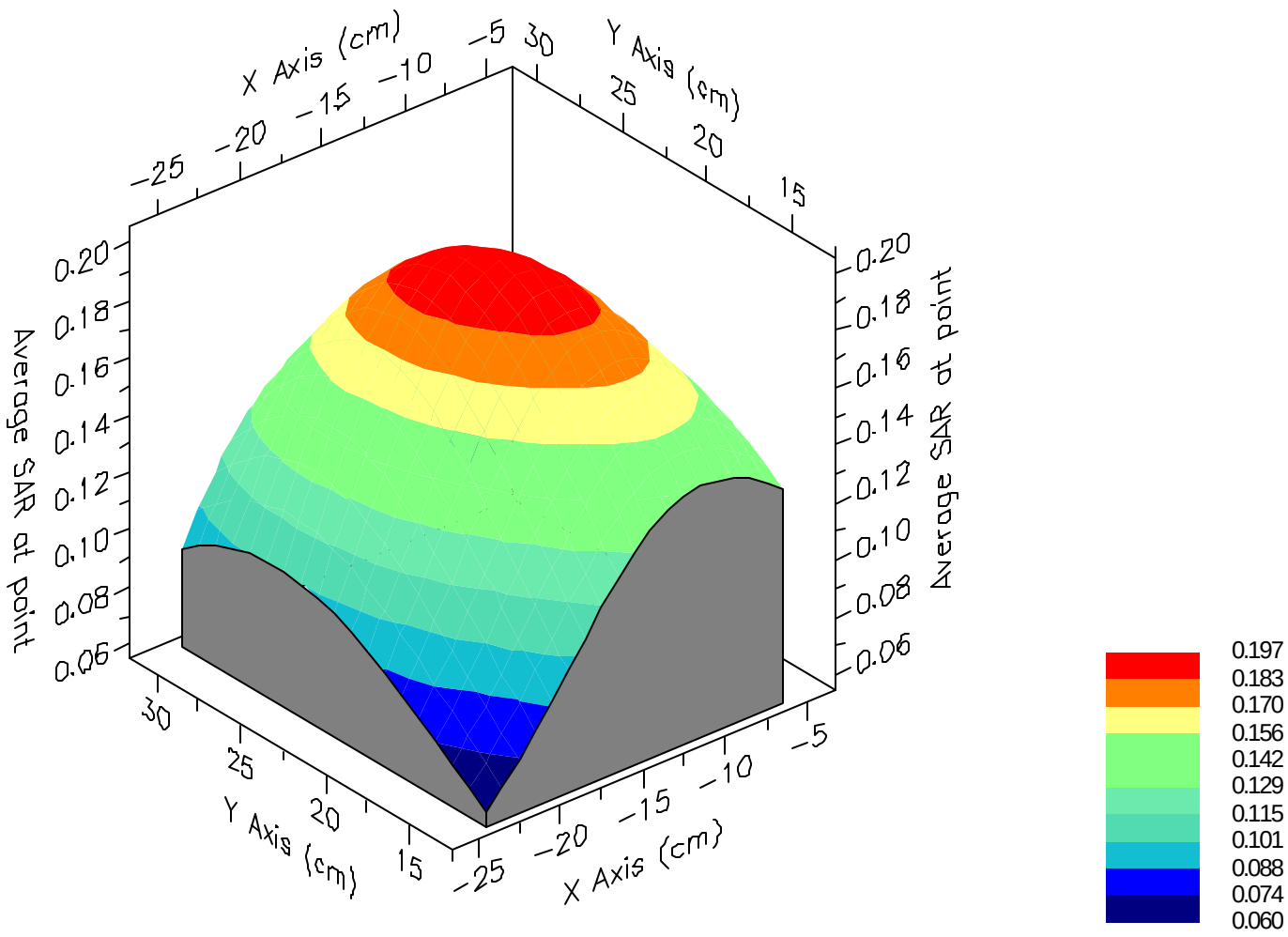



SAR Data Report 05050320

```
  Start        :  3-May-05 04:08:21 pm
  End          :  3-May-05 04:14:42 pm
  Code Version : 4.08
  Robot Version: 4.08

Product Data:
  Type             : Panasonic PDA Phone
  Model Number     : CF-P2
  Serial Number    : ITPD-05-F008
  Frequency        : 2438 MHz
  Transmit Pwr     : 0.033 W
  Antenna Type     : Helical
  Antenna Posn.    : Fixed

Measurement Data:
  Phantom Name        : SAM FLAT
  Phantom Type        : Uniphantom
  Tissue Type         : Muscle
  Tissue Dielectric   : 53.070
  Tissue Conductivity : 1.930
  Tissue Density      : 1.000
  Robot Name          : CRS

Probe Data:
  Probe Name              : PCT005
  Probe Type              : E Fld Triangle
  Frequency               : 2450 MHz
  Tissue Type             : Muscle
  Calibrated Dielectric   : 52.230
  Calibrated Conductivity :  1.930
  Calibrated Density      :  1.000
  Probe Offset            :  1.600 mm
  Conversion Factor       :  5.300
  Probe Sensitivity :  5.496   4.887   5.267   mV/(mW/cm^2)
  Amplifier Gains   :  20.00   20.00   20.00

Sample:
  Rate:         6000 Samples/Sec
  Count:        1000 Samples
  NIDAQ Gain:   5

Comments:
  WLAN Mode @ 2Mbps
  Body (1.5cm)
  CF=1; Amb. Temp= 22.2 'C; Liq. Temp=21.1 'C


Power Drop Test:
  Reading @ start  = 0.045
  Reading @ End    = 0.044
  Power at End     = 99.3%


Area Scan - Max Peak SAR Value at x=-9.0 y=26.0 = 0.20 W/kg

Zoom Scan - Max Peak SAR Value at x=-9.0 y=30.0 z=0.0 = 0.51 W/kg

Max 1g SAR at x=-9.0 y=28.0 z=0.0 = 0.21 W/kg

Max 10g SAR at x=-7.0 y=25.0 z=0.0 = 0.11 W/kg
```

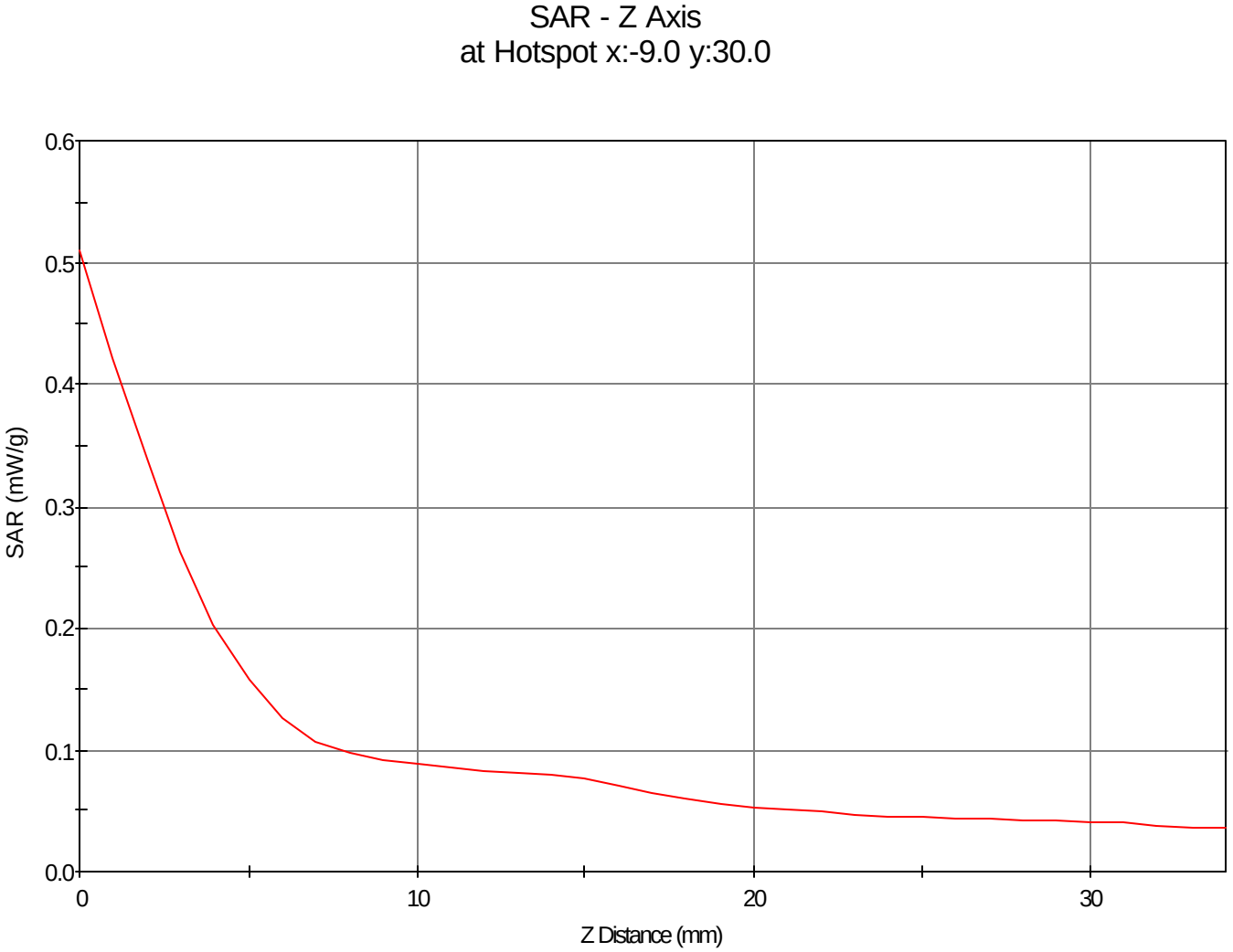
SAR - Z Axis
at Hotspot x:-9.0 y:30.0
SAR (mW/g)
0.6
0.5
0.4
0.3
0.2
0.1
0.0
0
10
20
30
Z Distance (mm)

1g SAR Values

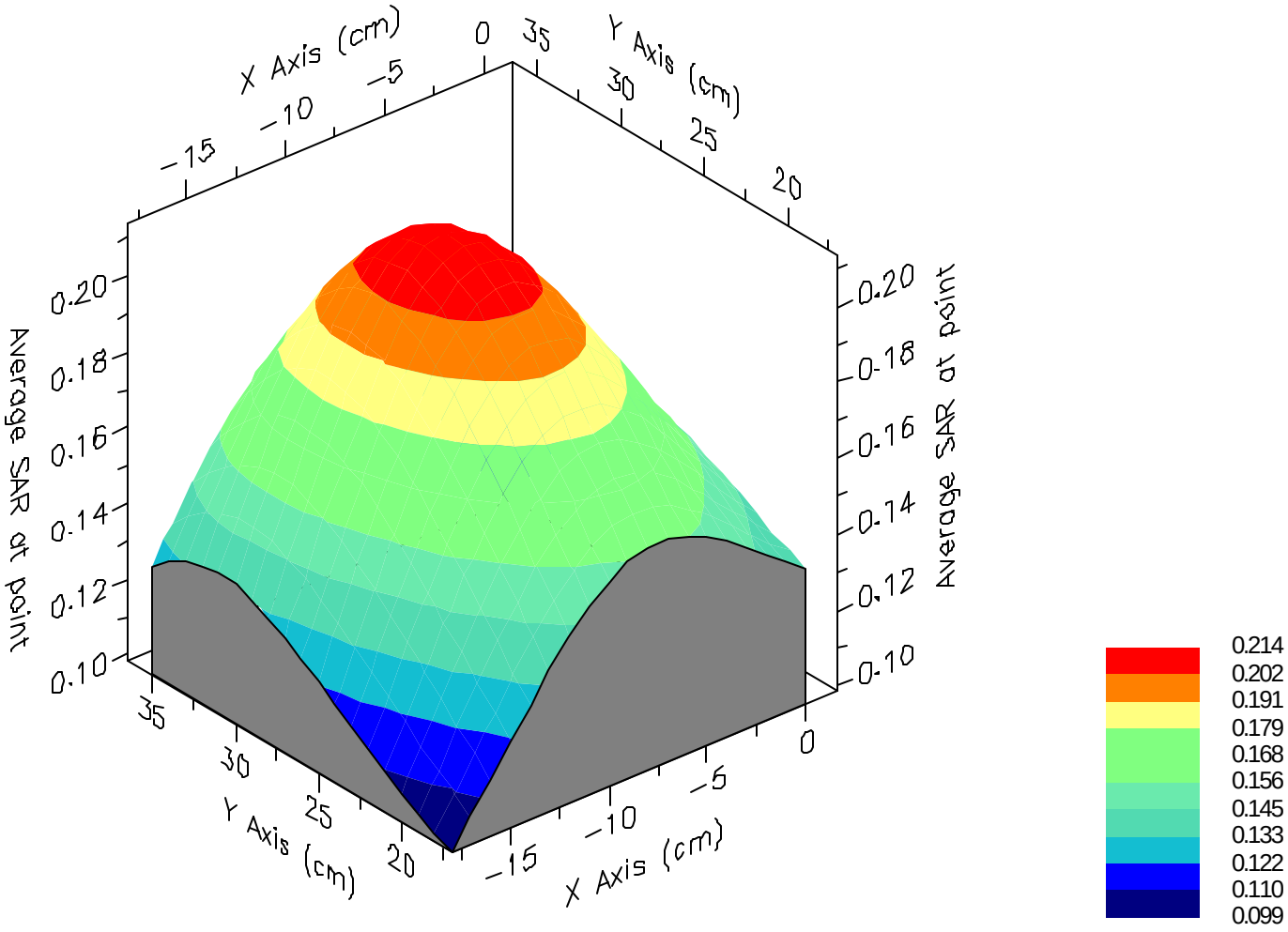

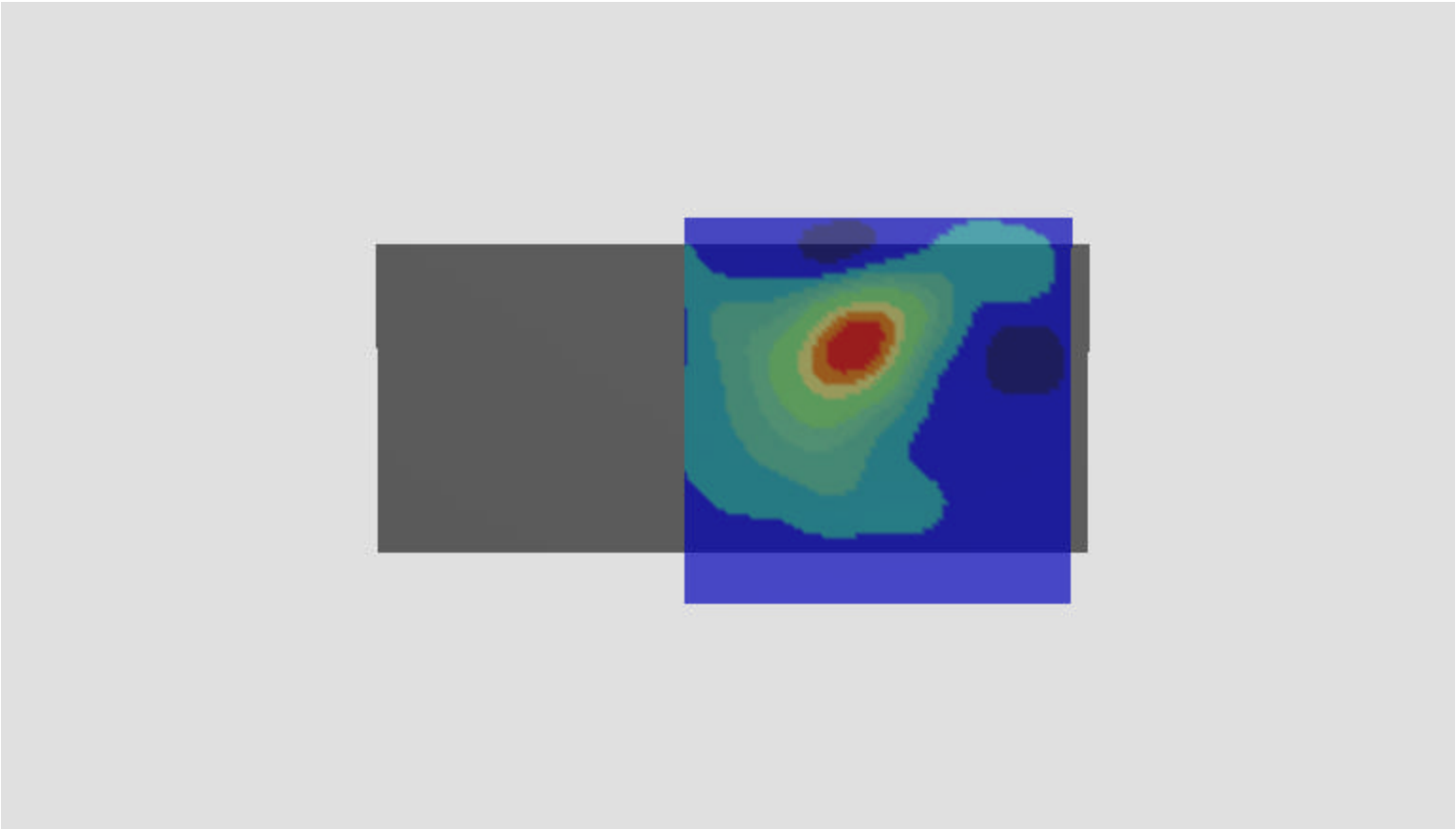

SAR Data Report 05050313

```
  Start        :  3-May-05 01:47:27 pm
  End          :  3-May-05 01:53:57 pm
  Code Version : 4.08
  Robot Version: 4.08

Product Data:
  Type             : Panasonic PDA Phone
  Model Number     : CF-P2
  Serial Number    : ITPD-05-F008
  Frequency        : 2438 MHz
  Transmit Pwr     : 0.033 W
  Antenna Type     : Helical
  Antenna Posn.    : Fixed

Measurement Data:
  Phantom Name        : SAM FLAT
  Phantom Type        : Uniphantom
  Tissue Type         : Muscle
  Tissue Dielectric   : 53.070
  Tissue Conductivity : 1.930
  Tissue Density      : 1.000
  Robot Name          : CRS

Probe Data:
  Probe Name              : PCT005
  Probe Type              : E Fld Triangle
  Frequency               : 2450 MHz
  Tissue Type             : Muscle
  Calibrated Dielectric   : 52.230
  Calibrated Conductivity :  1.930
  Calibrated Density      :  1.000
  Probe Offset            :  1.600 mm
  Conversion Factor       :  5.300
  Probe Sensitivity :  5.496   4.887   5.267   mV/(mW/cm^2)
  Amplifier Gains   :  20.00   20.00   20.00

Sample:
  Rate:         6000 Samples/Sec
  Count:        1000 Samples
  NIDAQ Gain:   5

Comments:
  WLAN Mode @ 5.5Mbps
  Body (1.5cm)
  CF=1; Amb. Temp= 22.2 'C; Liq. Temp=21.1 'C


Power Drop Test:
  Reading @ start  = 0.021
  Reading @ End    = 0.022
  Power at End     = 103.2%


Area Scan - Max Peak SAR Value at x=-15.0 y=27.0 = 0.16 W/kg

Zoom Scan - Max Peak SAR Value at x=-17.0 y=27.0 z=0.0 = 0.32 W/kg

Max 1g SAR at x=-16.0 y=27.0 z=0.0 = 0.16 W/kg

Max 10g SAR at x=-14.0 y=25.0 z=0.0 = 0.07 W/kg
```

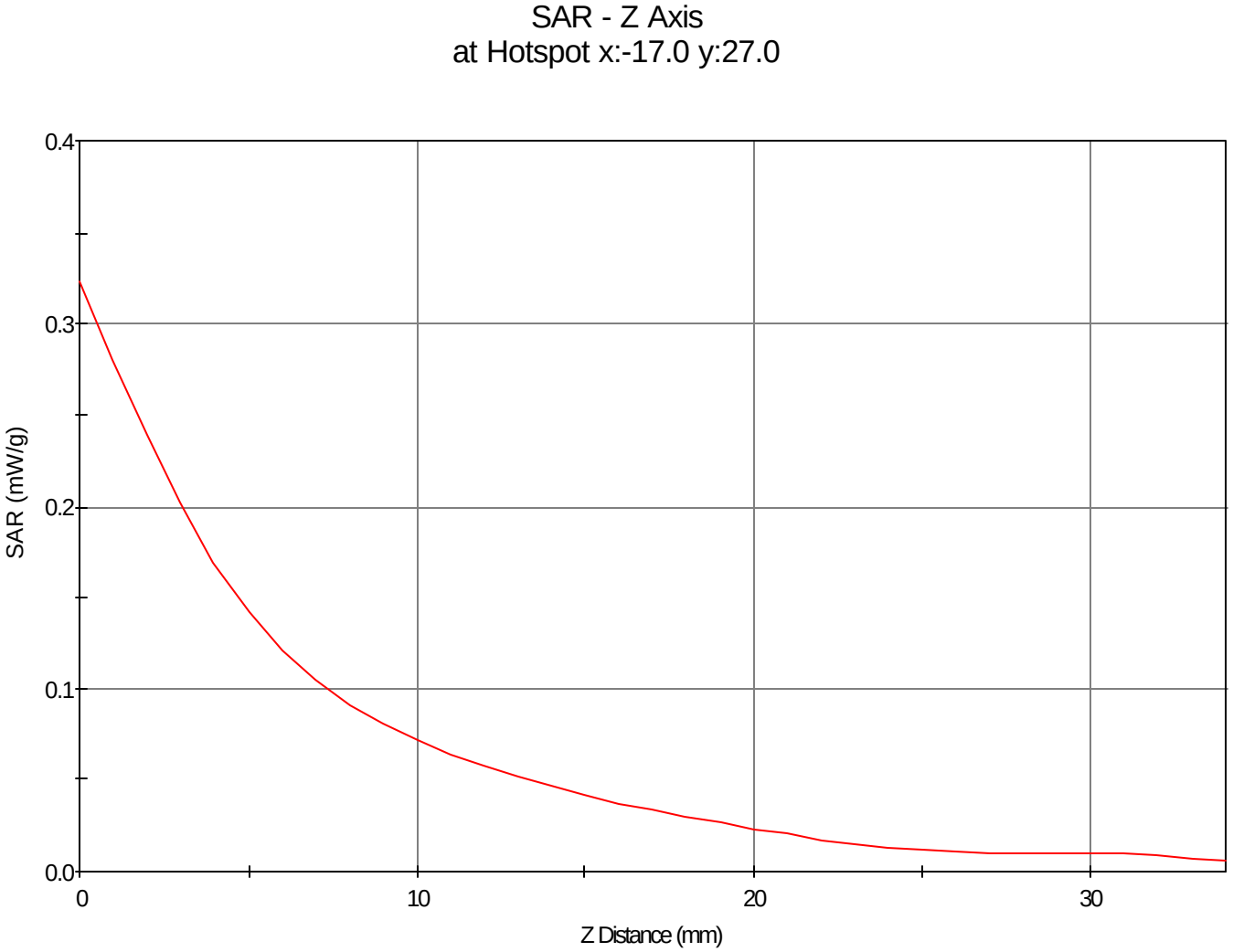
SAR - Z Axis
at Hotspot x:-17.0 y:27.0
SAR (mW/g)
0.4
0.3
0.2
0.1
0.0
0
10
20
30
Z Distance (mm)

1g SAR Values

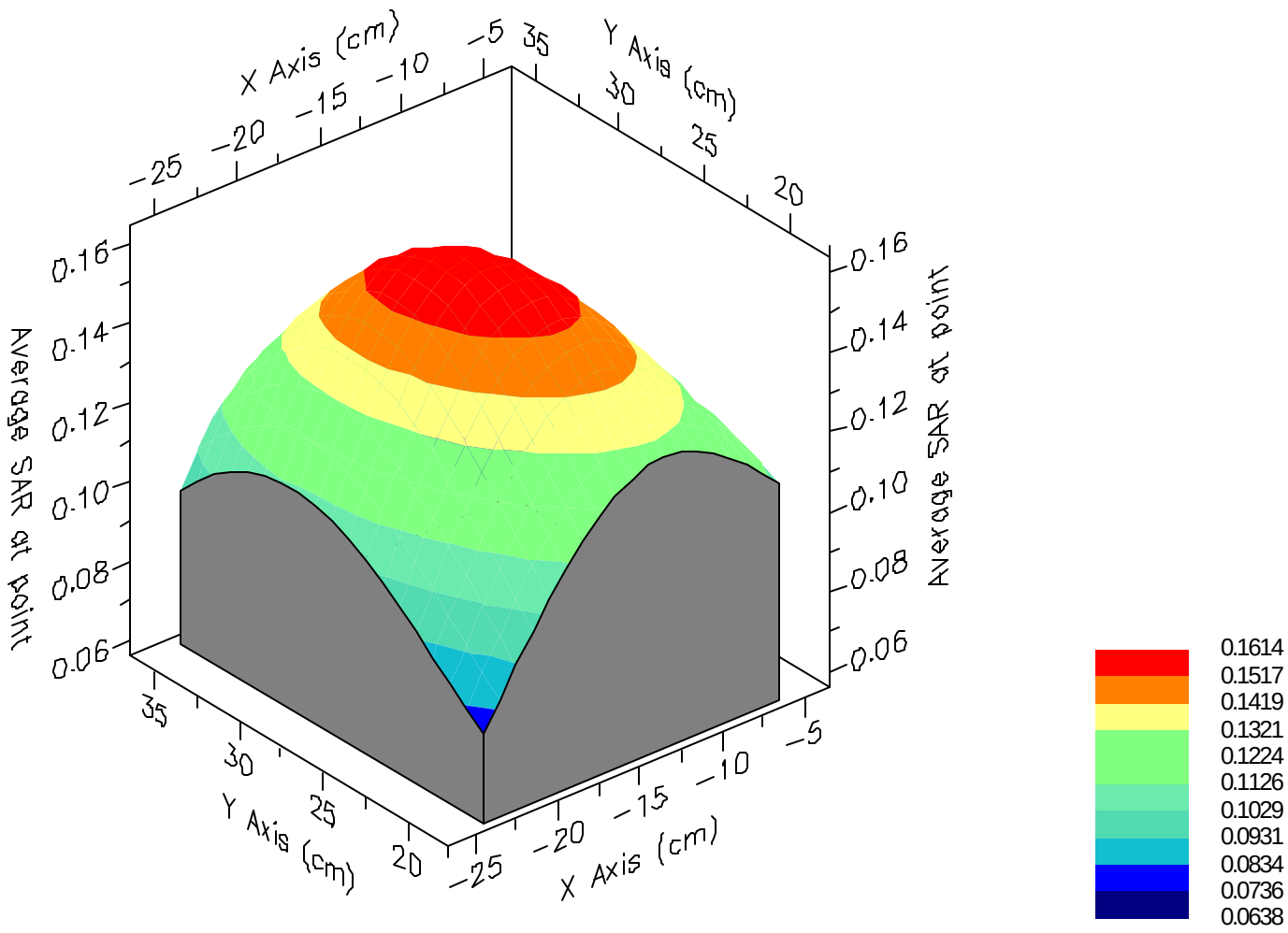



SAR Data Report 05050314

```
  Start        :  3-May-05 01:55:31 pm
  End          :  3-May-05 02:01:58 pm
  Code Version : 4.08
  Robot Version: 4.08

Product Data:
  Type             : Panasonic PDA Phone
  Model Number     : CF-P2
  Serial Number    : ITPD-05-F008
  Frequency        : 2438 MHz
  Transmit Pwr     : 0.033 W
  Antenna Type     : Helical
  Antenna Posn.    : Fixed

Measurement Data:
  Phantom Name        : SAM FLAT
  Phantom Type        : Uniphantom
  Tissue Type         : Muscle
  Tissue Dielectric   : 53.070
  Tissue Conductivity : 1.930
  Tissue Density      : 1.000
  Robot Name          : CRS

Probe Data:
  Probe Name              : PCT005
  Probe Type              : E Fld Triangle
  Frequency               : 2450 MHz
  Tissue Type             : Muscle
  Calibrated Dielectric   : 52.230
  Calibrated Conductivity :  1.930
  Calibrated Density      :  1.000
  Probe Offset            :  1.600 mm
  Conversion Factor       :  5.300
  Probe Sensitivity :  5.496   4.887   5.267   mV/(mW/cm^2)
  Amplifier Gains   :  20.00   20.00   20.00

Sample:
  Rate:         6000 Samples/Sec
  Count:        1000 Samples
  NIDAQ Gain:   5

Comments:
  WLAN Mode @ 11Mbps
  Body (1.5cm)
  CF=1; Amb. Temp= 22.2 'C; Liq. Temp=21.1 'C


Power Drop Test:
  Reading @ start  = 0.027
  Reading @ End    = 0.027
  Power at End     = 102.4%


Area Scan - Max Peak SAR Value at x=-15.0 y=25.0 = 0.18 W/kg

Zoom Scan - Max Peak SAR Value at x=-15.0 y=24.0 z=0.0 = 0.37 W/kg

Max 1g SAR at x=-14.0 y=24.0 z=0.0 = 0.18 W/kg

Max 10g SAR at x=-13.0 y=23.0 z=0.0 = 0.08 W/kg
```

SAR - Z Axis
at Hotspot x:-15.0 y:24.0

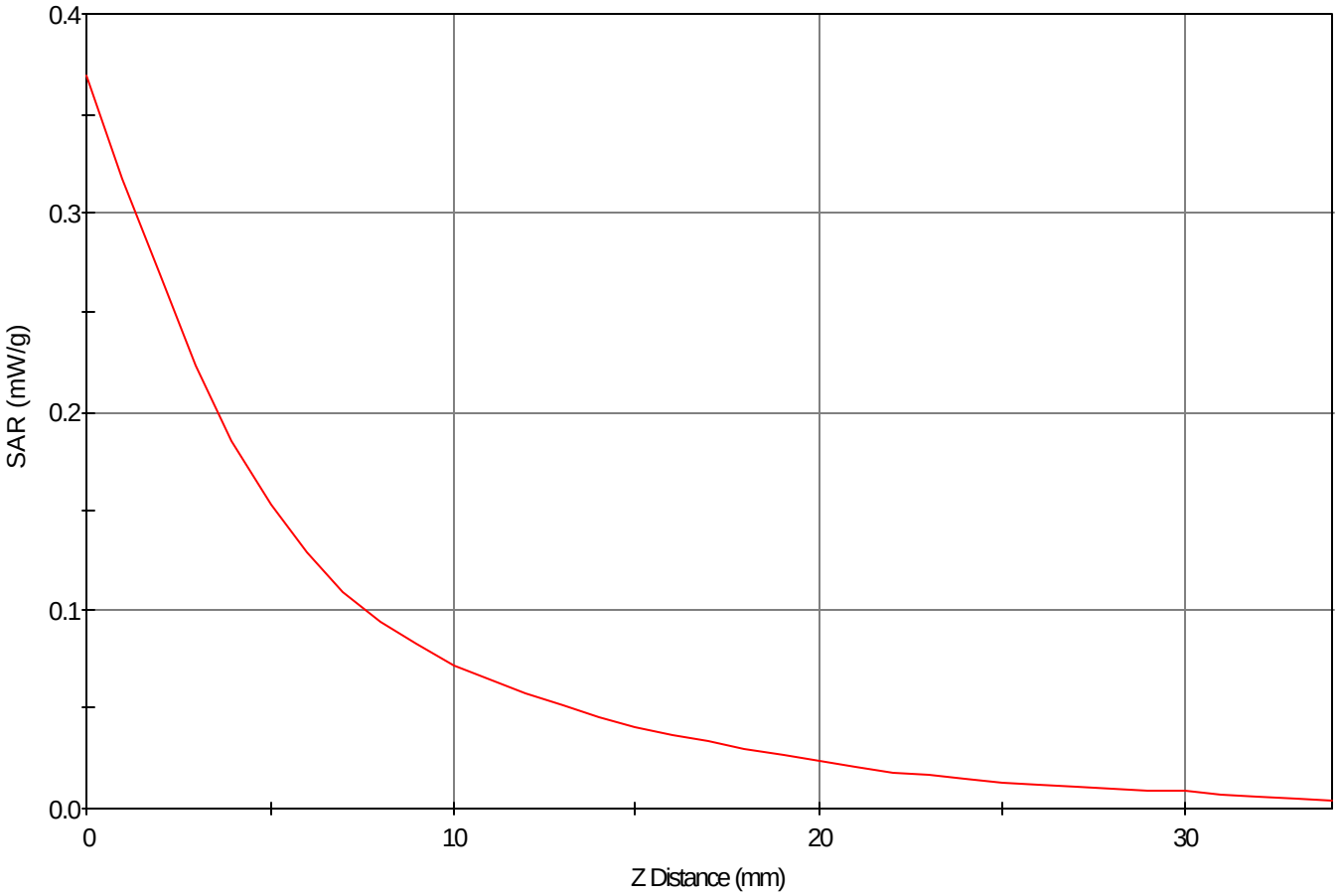

1g SAR Values

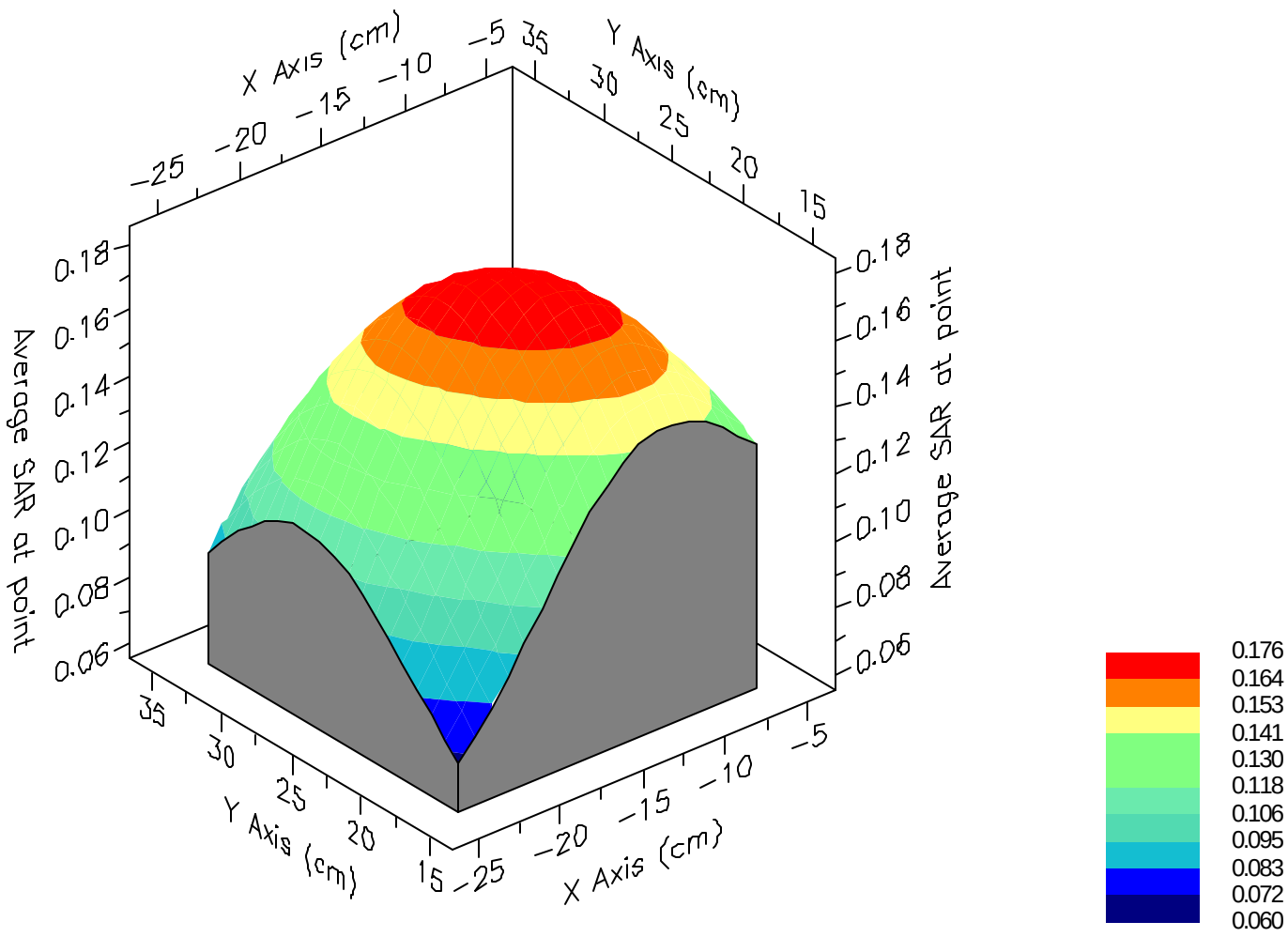



SAR Data Report 05051004

```
  Start        : 10-May-05 11:37:01 am
  End          : 10-May-05 11:43:40 am
  Code Version : 4.08
  Robot Version: 4.08

Product Data:
  Type             : Panasonic PDA Phone
  Model Number     : CF-P2
  Serial Number    : ITPD-05-F008
  Frequency        : 2438 MHz
  Transmit Pwr     : 0.033 W
  Antenna Type     : Helical
  Antenna Posn.    : Fixed

Measurement Data:
  Phantom Name        : SAM-RIGHT
  Phantom Type        : Right Ear
  Tissue Type         : Brain
  Tissue Dielectric   : 40.160
  Tissue Conductivity : 1.880
  Tissue Density      : 1.000
  Robot Name          : CRS

Probe Data:
  Probe Name              : PCT005
  Probe Type              : E Fld Triangle
  Frequency               : 2450 MHz
  Tissue Type             : Brain
  Calibrated Dielectric   : 40.110
  Calibrated Conductivity :  1.810
  Calibrated Density      :  1.000
  Probe Offset            :  1.600 mm
  Conversion Factor       :  5.250
  Probe Sensitivity :  5.496   4.887   5.267   mV/(mW/cm^2)
  Amplifier Gains   :  20.00   20.00   20.00

Sample:
  Rate:         6000 Samples/Sec
  Count:        1000 Samples
  NIDAQ Gain:   5

Comments:
  WLAN Mode @ 2Mbps
  Right Cheek
  CF=1; Amb. Temp= 22.2 'C; Liq. Temp=21.1 'C


Power Drop Test:
  Reading @ start  = 0.008
  Reading @ End    = 0.009
  Power at End     = 111.7%


Area Scan - Max Peak SAR Value at x=6.0 y=6.0 = 0.02 W/kg

Zoom Scan - Max Peak SAR Value at x=6.0 y=6.0 z=0.0 = 0.03 W/kg

Max 1g SAR at x=5.0 y=2.0 z=0.0 = 0.02 W/kg

Max 10g SAR at x=7.0 y=3.0 z=0.0 = 0.01 W/kg
```

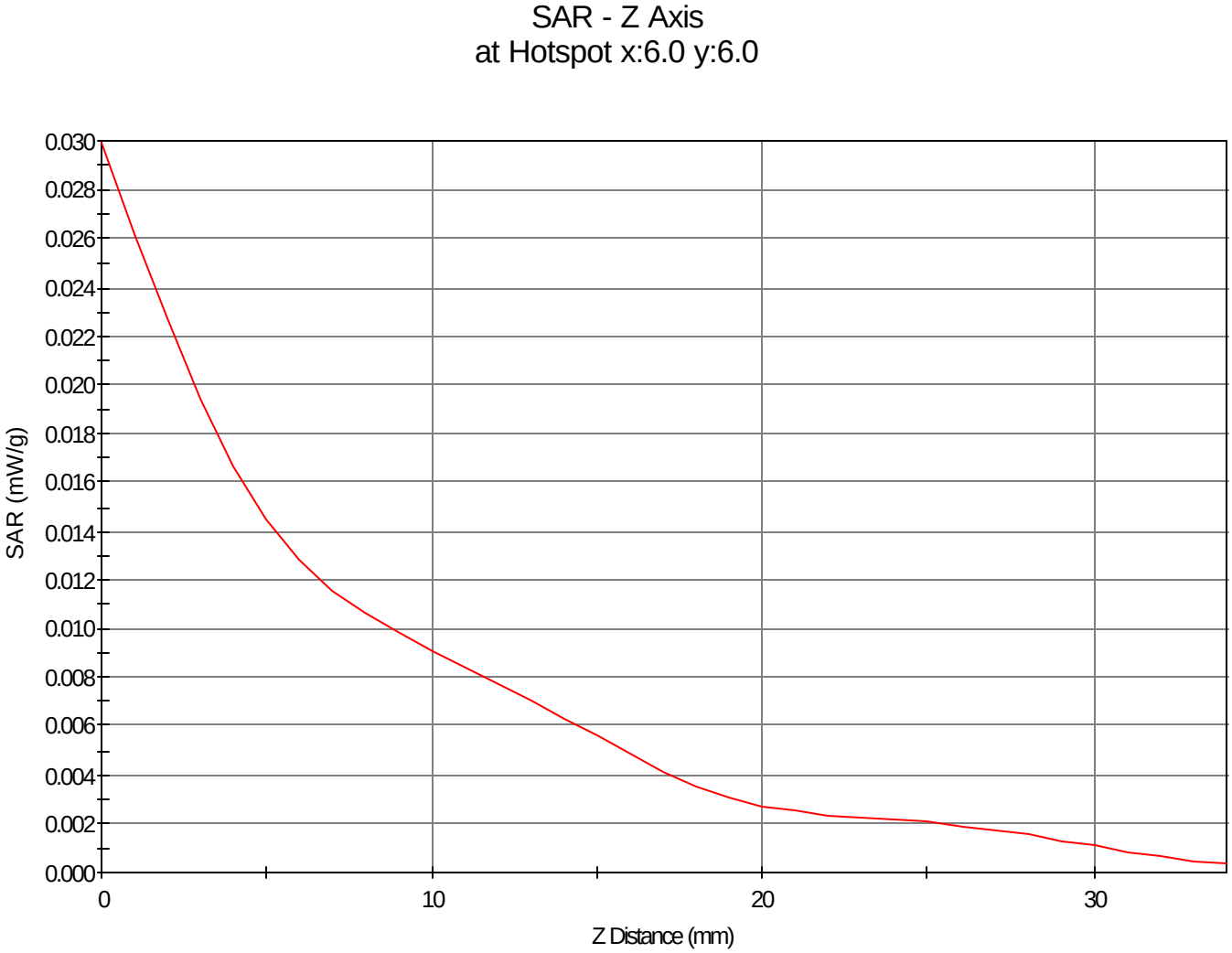
SAR - Z Axis
at Hotspot x:6.0 y:6.0
SAR (mW/g)
0.030
0.028
0.026
0.024
0.022
0.020
0.018
0.016
0.014
0.012
0.010
0.008
0.006
0.004
0.002
0.000
0
10
20
30
Z Distance (mm)

1g SAR Values

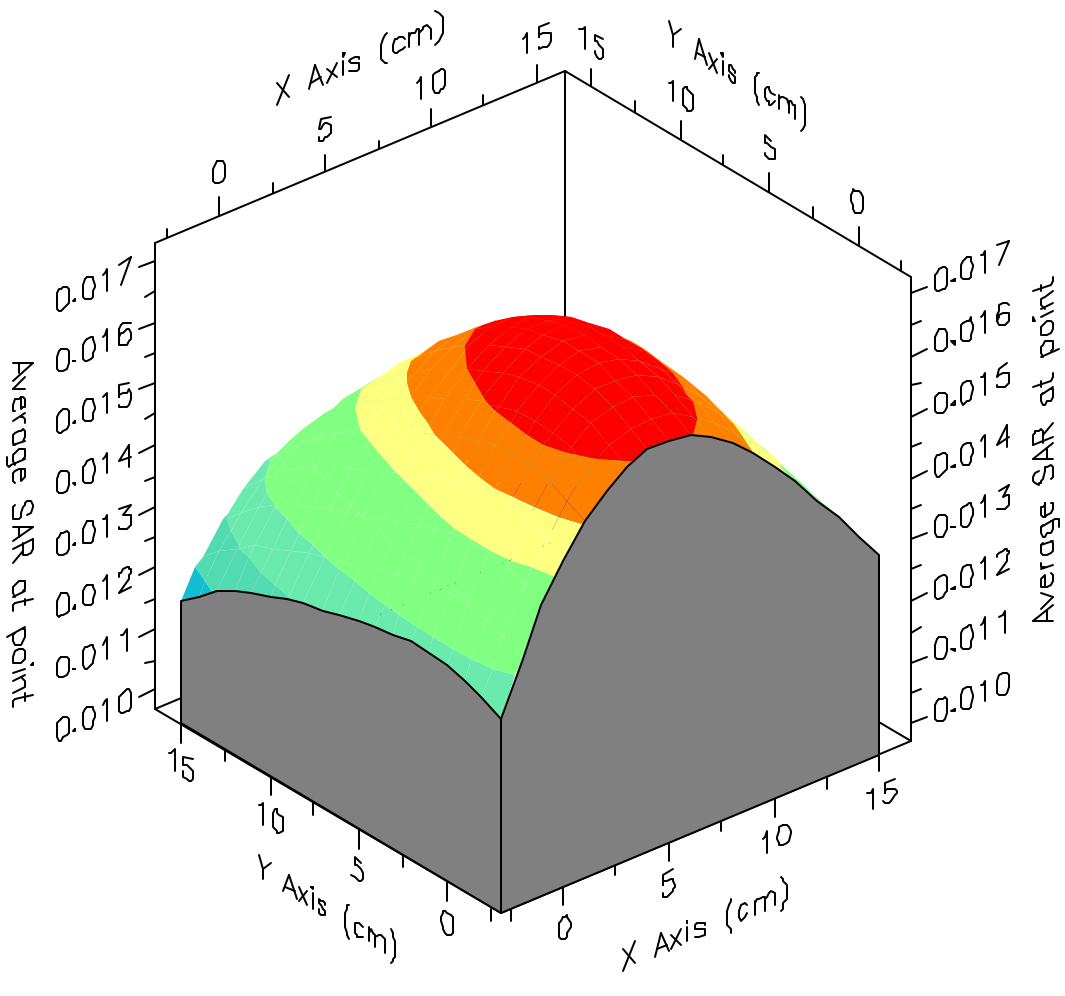

SAR Data Report 05051009

```
  Start        : 10-May-05 12:33:28 pm
  End          : 10-May-05 12:40:10 pm
  Code Version : 4.08
  Robot Version: 4.08

Product Data:
  Type             : Panasonic PDA Phone
  Model Number     : CF-P2
  Serial Number    : ITPD-05-F008
  Frequency        : 2412 MHz
  Transmit Pwr     : 0.033 W
  Antenna Type     : Helical
  Antenna Posn.    : Fixed

Measurement Data:
  Phantom Name        : SAM-RIGHT
  Phantom Type        : Right Ear
  Tissue Type         : Brain
  Tissue Dielectric   : 40.160
  Tissue Conductivity : 1.880
  Tissue Density      : 1.000
  Robot Name          : CRS

Probe Data:
  Probe Name              : PCT005
  Probe Type              : E Fld Triangle
  Frequency               : 2450 MHz
  Tissue Type             : Brain
  Calibrated Dielectric   : 40.110
  Calibrated Conductivity :  1.810
  Calibrated Density      :  1.000
  Probe Offset            :  1.600 mm
  Conversion Factor       :  5.250
  Probe Sensitivity :  5.496   4.887   5.267   mV/(mW/cm^2)
  Amplifier Gains   :  20.00   20.00   20.00

Sample:
  Rate:         6000 Samples/Sec
  Count:        1000 Samples
  NIDAQ Gain:   5

Comments:
  WLAN Mode @ 2Mbps
  Right Tilt
  CF=1; Amb. Temp= 22.2 'C; Liq. Temp=21.1 'C


Power Drop Test:
  Reading @ start  = 0.013
  Reading @ End    = 0.013
  Power at End     = 102.9%


Area Scan - Max Peak SAR Value at x=6.0 y=5.0 = 0.03 W/kg

Zoom Scan - Max Peak SAR Value at x=1.0 y=4.0 z=0.0 = 0.05 W/kg

Max 1g SAR at x=4.0 y=3.0 z=0.0 = 0.02 W/kg

Max 10g SAR at x=6.0 y=2.0 z=0.0 = 0.01 W/kg
```

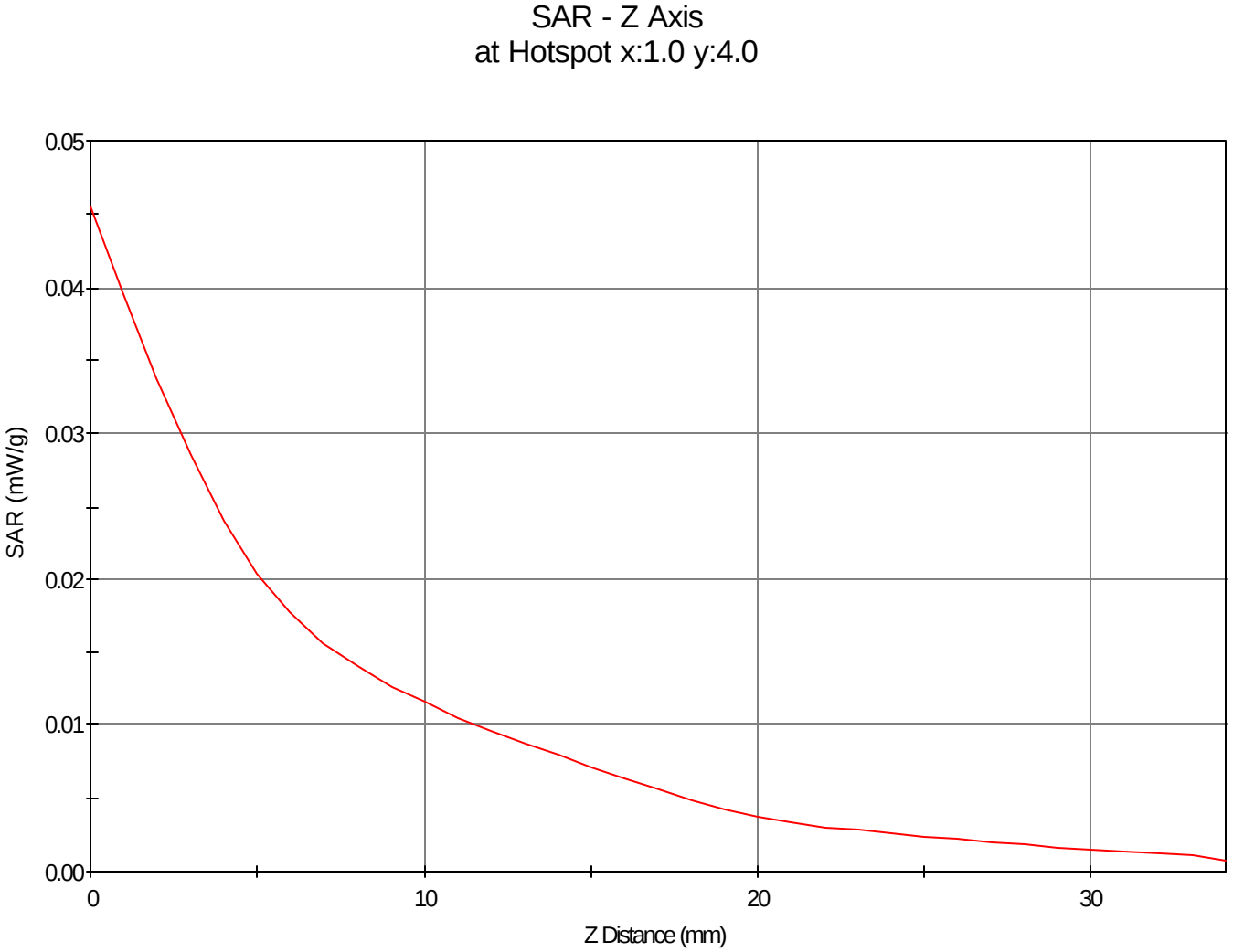
SAR - Z Axis
at Hotspot x:1.0 y:4.0
SAR (mW/g)
0.05
0.04
0.03
0.02
0.01
0.00
0
10
20
30
Z Distance (mm)

1g SAR Values

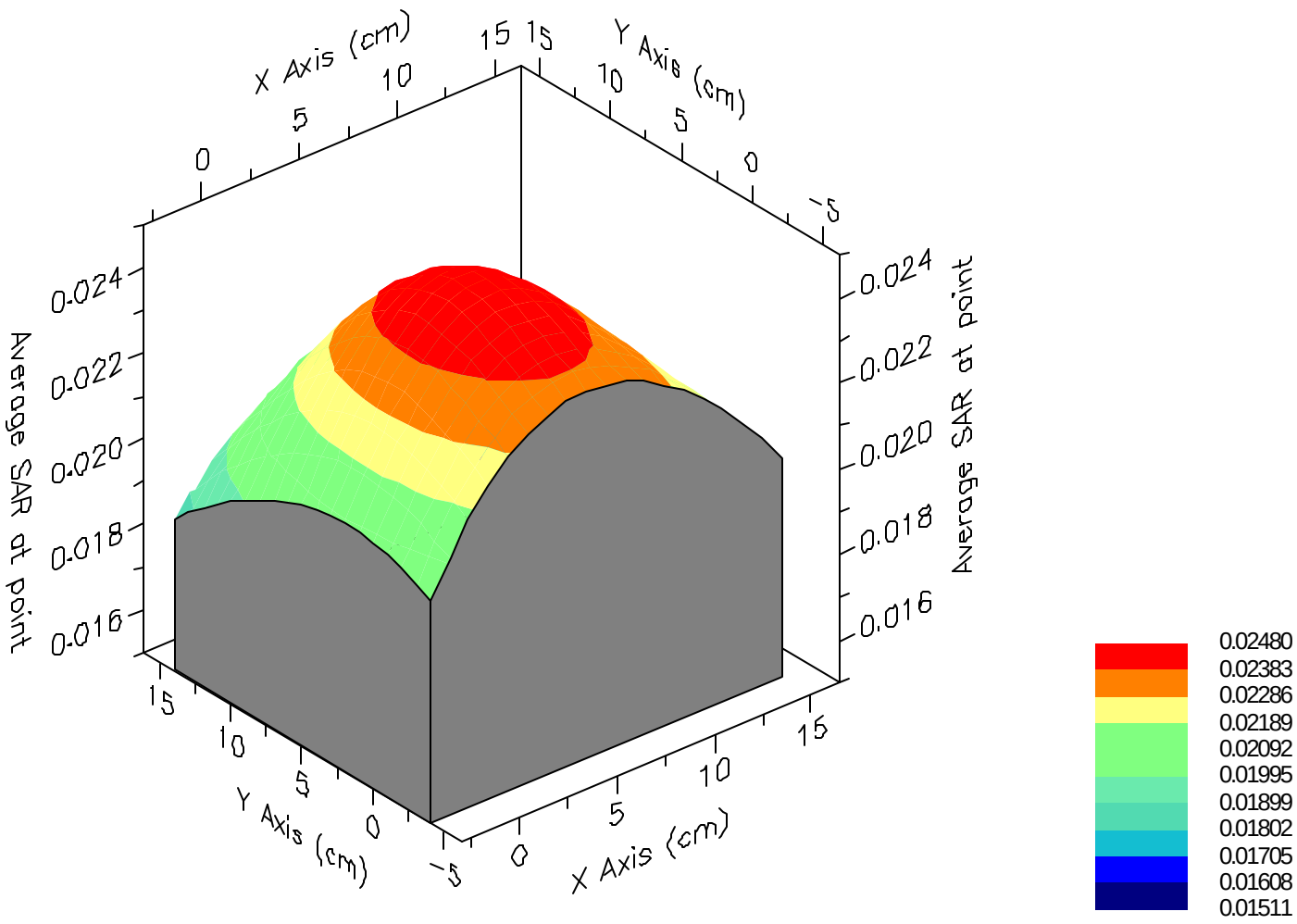

SAR Data Report 05110115

```
  Start        : 1-Nov-05 12:02:42 pm
  End          : 1-Nov-05 12:09:05 pm
  Code Version : 4.08
  Robot Version: 4.08

Product Data:
  Type             : Panasonic PDA Phone
  Model Number     : CF-P2
  Serial Number    : ITPD-05-F008
  Frequency        : 2438 MHz
  Transmit Pwr     : 0.033 W
  Antenna Type     : Helical
  Antenna Posn.    : Fixed

Measurement Data:
  Phantom Name        : SAM-LEFT
  Phantom Type        : Left Ear
  Tissue Type         : Brain
  Tissue Dielectric   : 39.410
  Tissue Conductivity : 1.810
  Tissue Density      : 1.000
  Robot Name          : CRS

Probe Data:
  Probe Name              : PCT005
  Probe Type              : E Fld Triangle
  Frequency               : 2450 MHz
  Tissue Type             : Brain
  Calibrated Dielectric   : 40.110
  Calibrated Conductivity :  1.810
  Calibrated Density      :  1.000
  Probe Offset            :  1.600 mm
  Conversion Factor       :  5.250
  Probe Sensitivity :  5.496   4.887   5.267   mV/(mW/cm^2)
  Amplifier Gains   :  20.00   20.00   20.00

Sample:
  Rate:         6000 Samples/Sec
  Count:        1000 Samples
  NIDAQ Gain:   5

Comments:
  WLAN Mode @ 2Mbps
  Left Cheek
  CF=1; Amb. Temp= 21.4 'C; Liq. Temp=21.9 'C


Power Drop Test:
  Reading @ start  = 0.010
  Reading @ End    = 0.010
  Power at End     = 98.5%


Area Scan - Max Peak SAR Value at x=2.0 y=19.0 = 0.02 W/kg

Zoom Scan - Max Peak SAR Value at x=2.0 y=26.0 z=0.0 = 0.04 W/kg

Max 1g SAR at x=2.0 y=23.0 z=0.0 = 0.03 W/kg

Max 10g SAR at x=3.0 y=16.0 z=0.0 = 0.01 W/kg
```

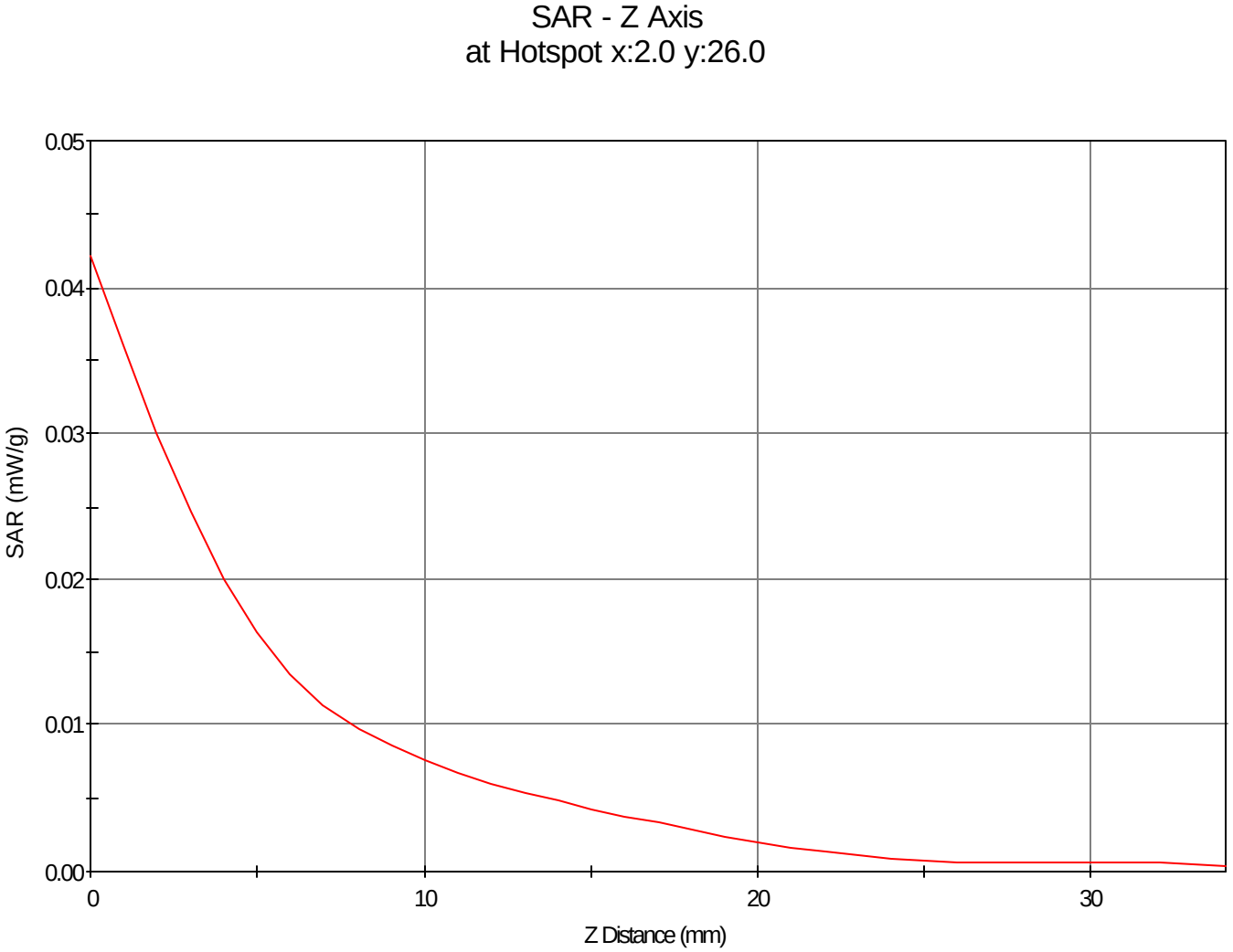
SAR - Z Axis
at Hotspot x:2.0 y:26.0
SAR (mW/g)
0.05
0.04
0.03
0.02
0.01
0.00
0
10
20
30
Z Distance (mm)

1g SAR Values

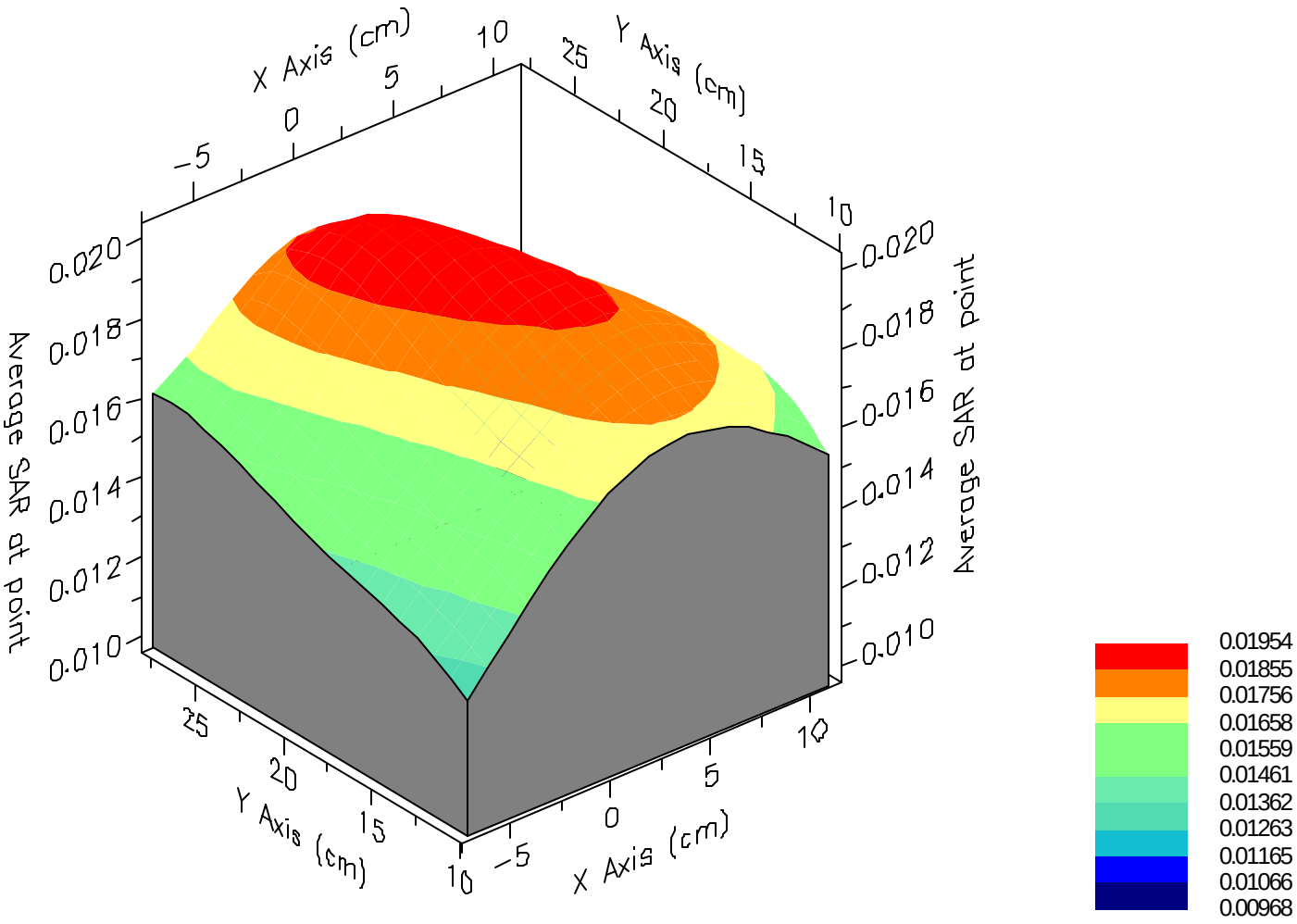

Panasonic

SAR Data Report 05051019

```
  Start        : 10-May-05 04:53:35 pm
  End          : 10-May-05 05:02:00 pm
  Code Version : 4.08
  Robot Version: 4.08

Product Data:
  Type             : Panasonic PDA Phone
  Model Number     : CF-P2
  Serial Number    : ITPD-05-F008
  Frequency        : 2412 MHz
  Transmit Pwr     : 0.033 W
  Antenna Type     : Helical
  Antenna Posn.    : Fixed

Measurement Data:
  Phantom Name        : SAM-LEFT
  Phantom Type        : Left Ear
  Tissue Type         : Brain
  Tissue Dielectric   : 40.160
  Tissue Conductivity : 1.880
  Tissue Density      : 1.000
  Robot Name          : CRS

Probe Data:
  Probe Name              : PCT005
  Probe Type              : E Fld Triangle
  Frequency               : 2450 MHz
  Tissue Type             : Brain
  Calibrated Dielectric   : 40.110
  Calibrated Conductivity :  1.810
  Calibrated Density      :  1.000
  Probe Offset            :  1.600 mm
  Conversion Factor       :  5.250
  Probe Sensitivity :  5.496   4.887   5.267   mV/(mW/cm^2)
  Amplifier Gains   :  20.00   20.00   20.00

Sample:
  Rate:         6000 Samples/Sec
  Count:        1000 Samples
  NIDAQ Gain:   5

Comments:
  WLAN Mode @ 2Mbps
  Left Tilt
  CF=1; Amb. Temp= 22.2 'C; Liq. Temp=21.1 'C


Power Drop Test:
  Reading @ start  = 0.013
  Reading @ End    = 0.013
  Power at End     = 101.6%


Area Scan - Max Peak SAR Value at x=3.0 y=19.0 = 0.03 W/kg

Zoom Scan - Max Peak SAR Value at x=7.0 y=30.0 z=0.0 = 0.06 W/kg

Max 1g SAR at x=4.0 y=23.0 z=0.0 = 0.03 W/kg

Max 10g SAR at x=3.0 y=19.0 z=0.0 = 0.02 W/kg
```

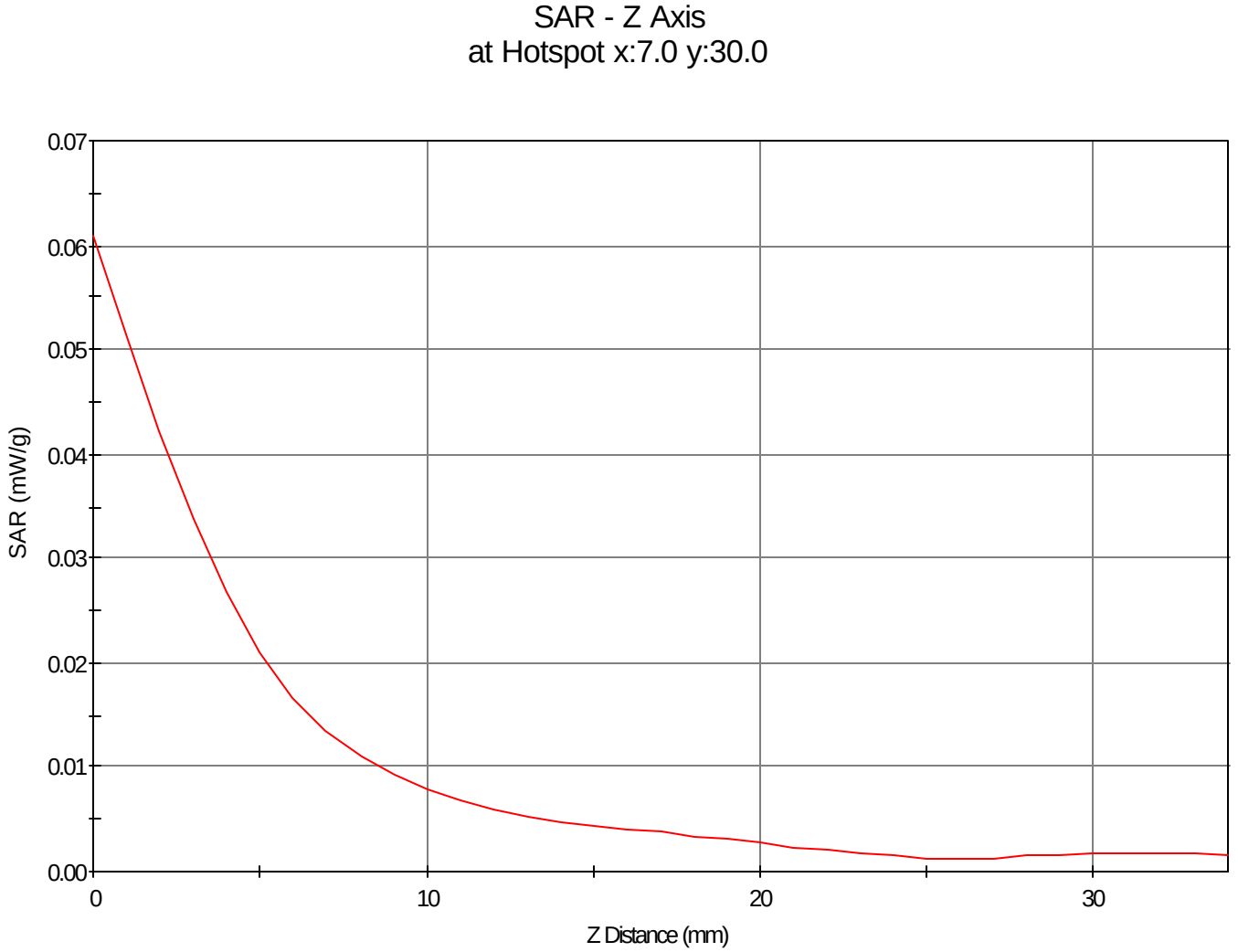
SAR - Z Axis
at Hotspot x:7.0 y:30.0
SAR (mW/g)
0.07
0.06
0.05
0.04
0.03
0.02
0.01
0.00
0
10
20
30
Z Distance (mm)

1g SAR Values

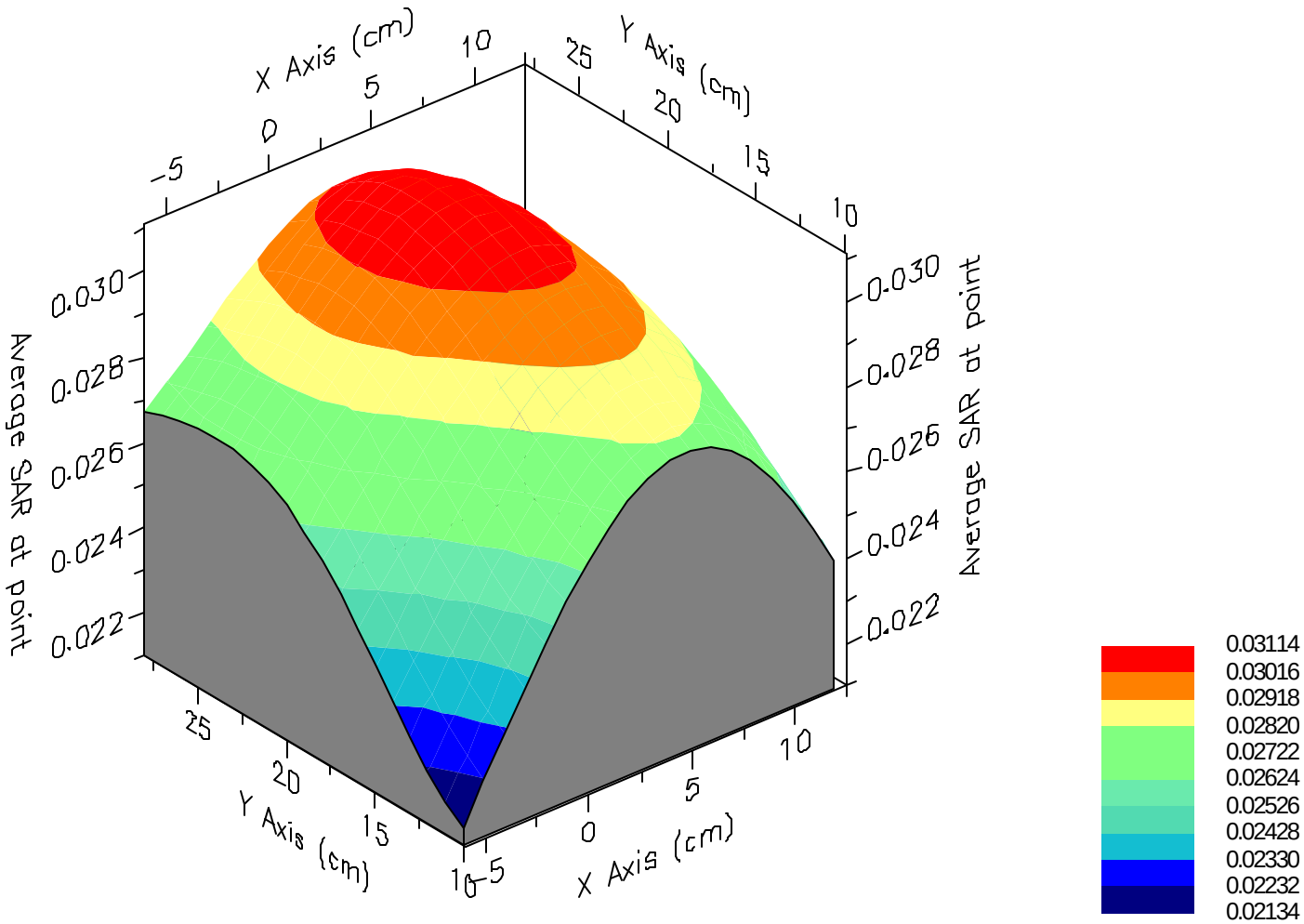

SAR Data Report 05051219

```
  Start        : 12-May-05 04:02:57 pm
  End          : 12-May-05 04:10:34 pm
  Code Version : 4.08
  Robot Version: 4.08

Product Data:
  Type             : Panasonic PDA Phone
  Model Number     : CF-P2
  Serial Number    : ITPD-05-F008
  Frequency        : 2438 MHz
  Transmit Pwr     : 0.033 W
  Antenna Type     : Helical
  Antenna Posn.    : Fixed

Measurement Data:
  Phantom Name        : SAM-RIGHT
  Phantom Type        : Right Ear
  Tissue Type         : Brain
  Tissue Dielectric   : 40.160
  Tissue Conductivity : 1.880
  Tissue Density      : 1.000
  Robot Name          : CRS

Probe Data:
  Probe Name              : PCT005
  Probe Type              : E Fld Triangle
  Frequency               : 2450 MHz
  Tissue Type             : Brain
  Calibrated Dielectric   : 40.110
  Calibrated Conductivity :  1.810
  Calibrated Density      :  1.000
  Probe Offset            :  1.600 mm
  Conversion Factor       :  5.250
  Probe Sensitivity :  5.496   4.887   5.267   mV/(mW/cm^2)
  Amplifier Gains   :  20.00   20.00   20.00

Sample:
  Rate:         6000 Samples/Sec
  Count:        1000 Samples
  NIDAQ Gain:   5

Comments:
  WLAN Mode @ 2Mbps + BlueTooth (Ch. 38)
  Right Cheek
  CF=1; Amb. Temp= 22.2 'C; Liq. Temp=21.1 'C


Power Drop Test:
  Reading @ start  = 0.010
  Reading @ End    = 0.010
  Power at End     = 99.1%


Area Scan - Max Peak SAR Value at x=10.0 y=-2.0 = 0.02 W/kg

Zoom Scan - Max Peak SAR Value at x=12.0 y=-16.0 z=0.0 = 0.04 W/kg

Max 1g SAR at x=13.0 y=-11.0 z=0.0 = 0.02 W/kg

Max 10g SAR at x=13.0 y=-5.0 z=0.0 = 0.01 W/kg
```

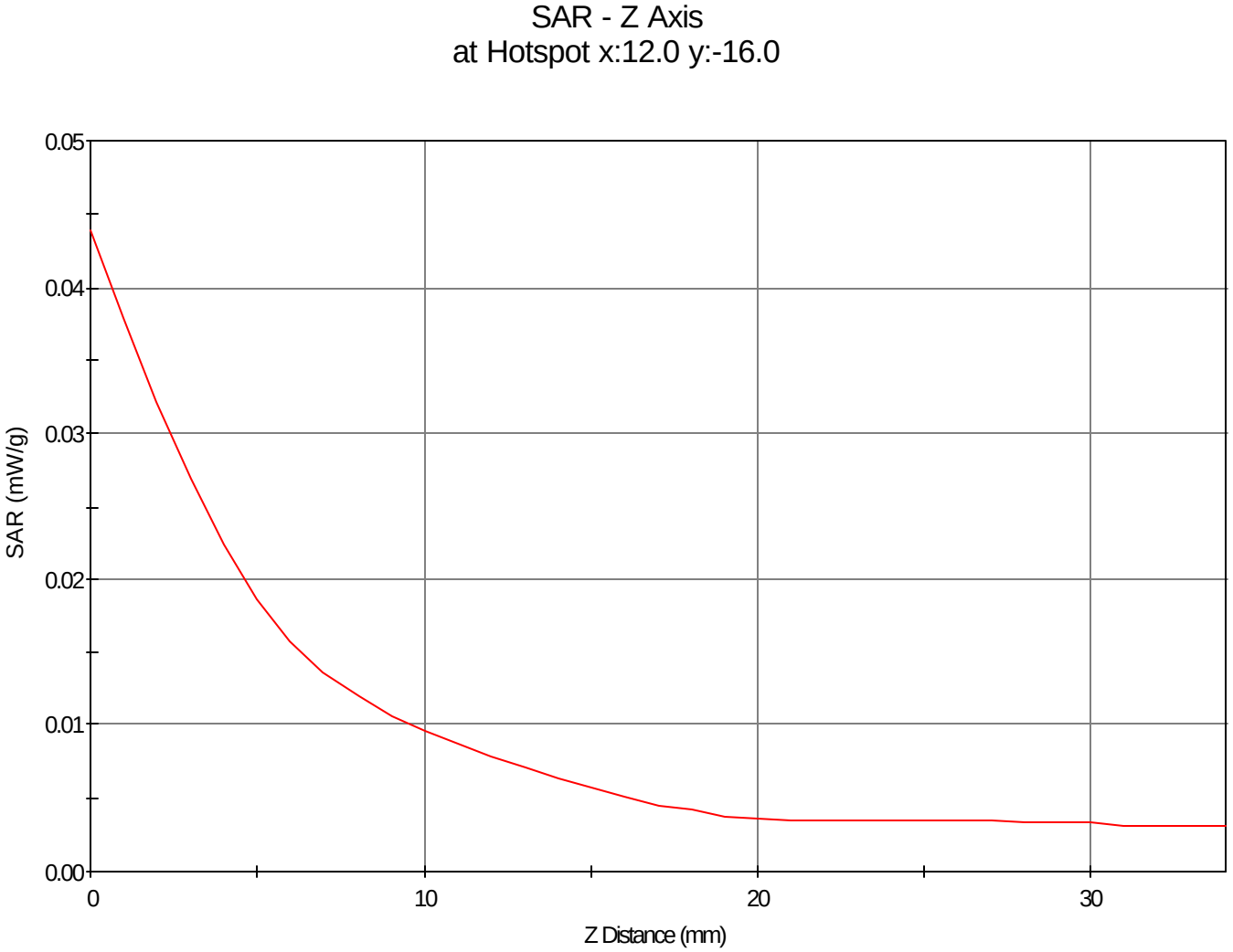
SAR - Z Axis
at Hotspot x:12.0 y:-16.0
SAR (mW/g)
0.05
0.04
0.03
0.02
0.01
0.00
0
10
20
30
Z Distance (mm)

1g SAR Values

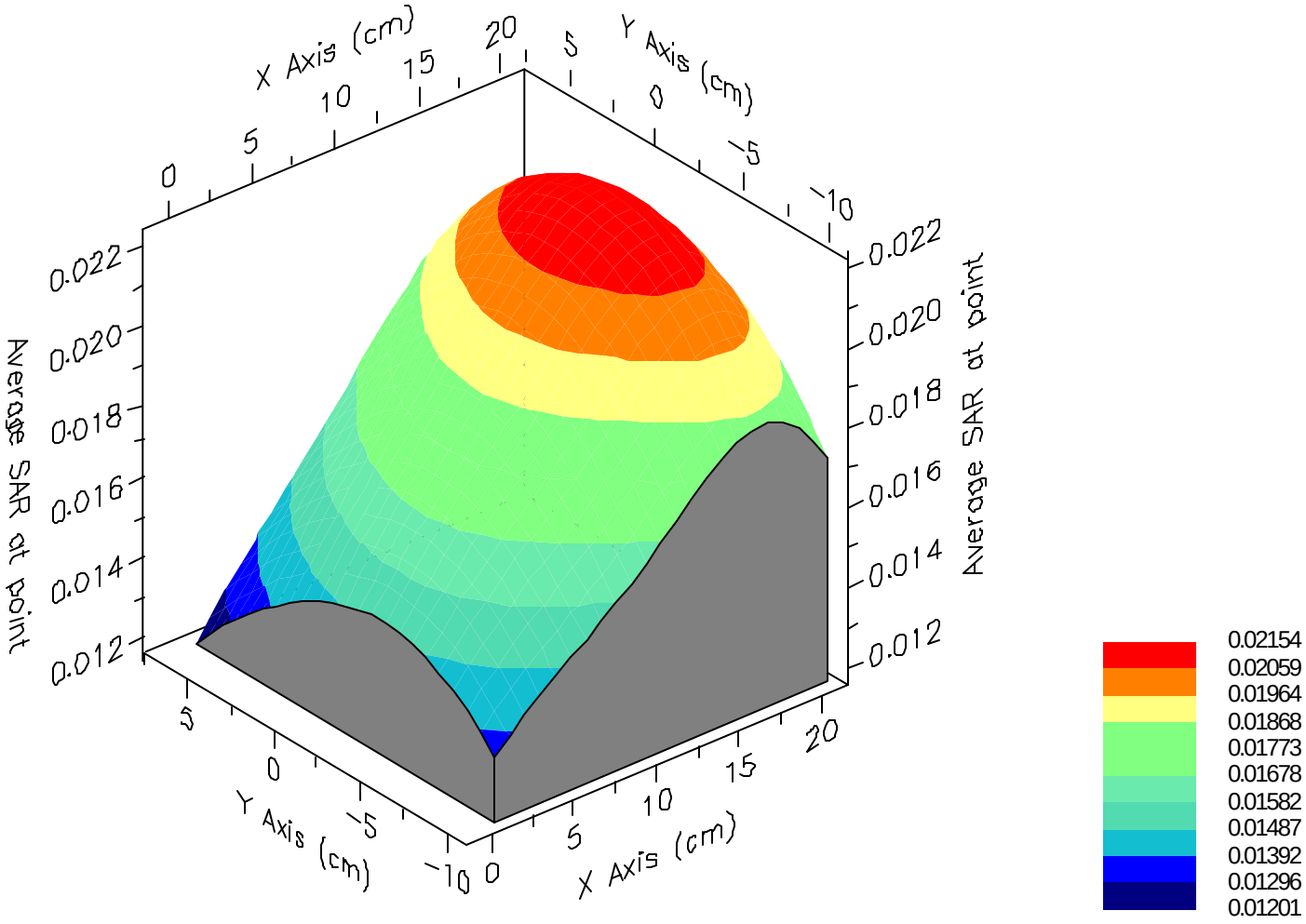

Panasonic
CF-P2

SAR Data Report 05051215

```
  Start        : 12-May-05 03:30:57 pm
  End          : 12-May-05 03:39:57 pm
  Code Version : 4.08
  Robot Version: 4.08

Product Data:
  Type             : Panasonic PDA Phone
  Model Number     : CF-P2
  Serial Number    : ITPD-05-F008
  Frequency        : 2438 MHz
  Transmit Pwr     : 0.033 W
  Antenna Type     : Helical
  Antenna Posn.    : Fixed

Measurement Data:
  Phantom Name        : SAM-LEFT
  Phantom Type        : Left Ear
  Tissue Type         : Brain
  Tissue Dielectric   : 40.160
  Tissue Conductivity : 1.880
  Tissue Density      : 1.000
  Robot Name          : CRS

Probe Data:
  Probe Name              : PCT005
  Probe Type              : E Fld Triangle
  Frequency               : 2450 MHz
  Tissue Type             : Brain
  Calibrated Dielectric   : 40.110
  Calibrated Conductivity :  1.810
  Calibrated Density      :  1.000
  Probe Offset            :  1.600 mm
  Conversion Factor       :  5.250
  Probe Sensitivity :  5.496   4.887   5.267   mV/(mW/cm^2)
  Amplifier Gains   :  20.00   20.00   20.00

Sample:
  Rate:         6000 Samples/Sec
  Count:        1000 Samples
  NIDAQ Gain:   5

Comments:
  WLAN Mode @ 2Mbps + BlueTooth (Ch. 38)
  Left Cheek
  CF=1; Amb. Temp= 22.2 'C; Liq. Temp=21.1 'C


Power Drop Test:
  Reading @ start  = 0.011
  Reading @ End    = 0.011
  Power at End     = 103.9%


Area Scan - Max Peak SAR Value at x=7.0 y=18.0 = 0.02 W/kg

Zoom Scan - Max Peak SAR Value at x=21.0 y=11.0 z=0.0 = 0.03 W/kg

Max 1g SAR at x=7.0 y=18.0 z=0.0 = 0.02 W/kg

Max 10g SAR at x=8.0 y=15.0 z=0.0 = 0.01 W/kg
```

SAR - Z Axis
at Hotspot x:21.0 y:11.0

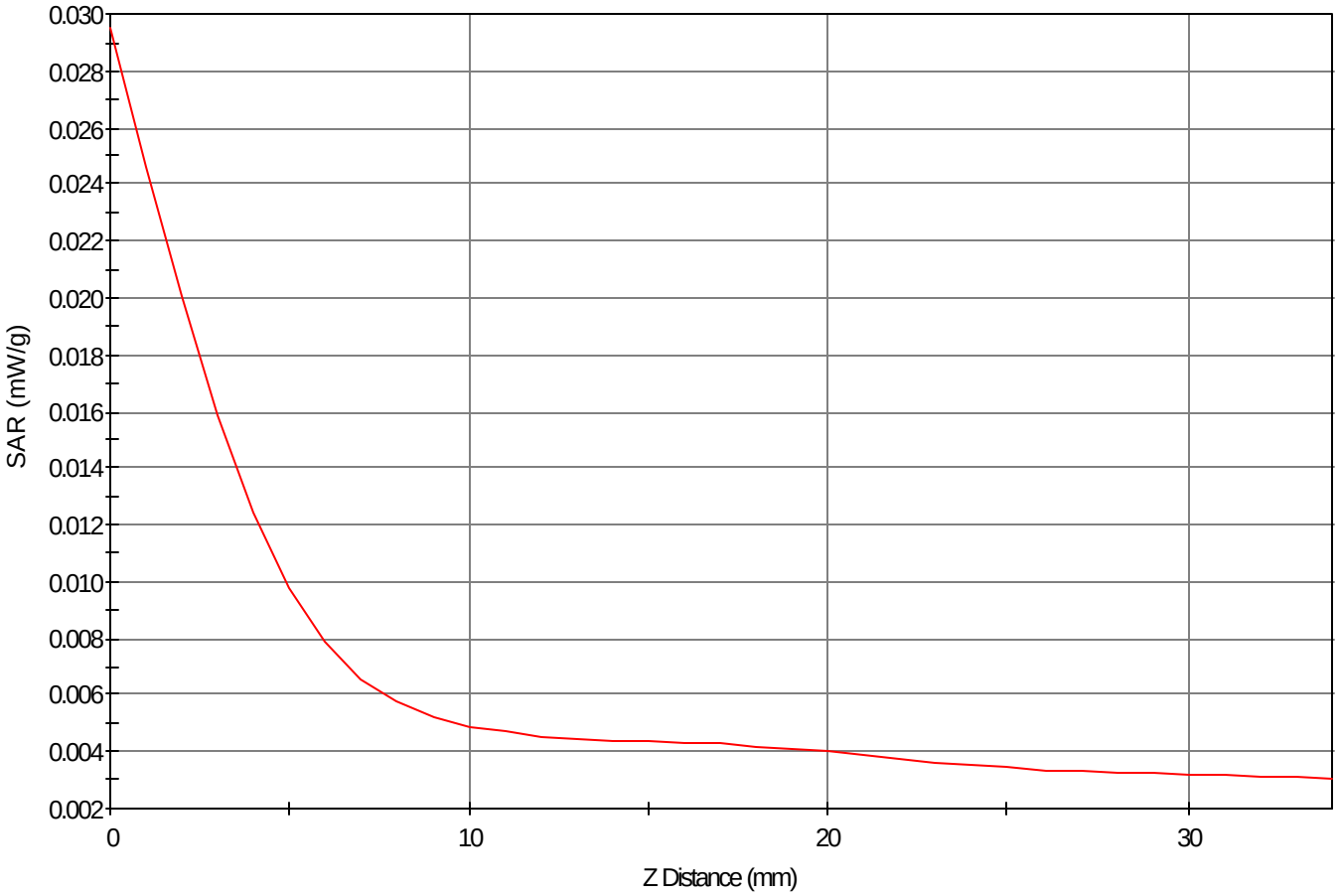

1g SAR Values

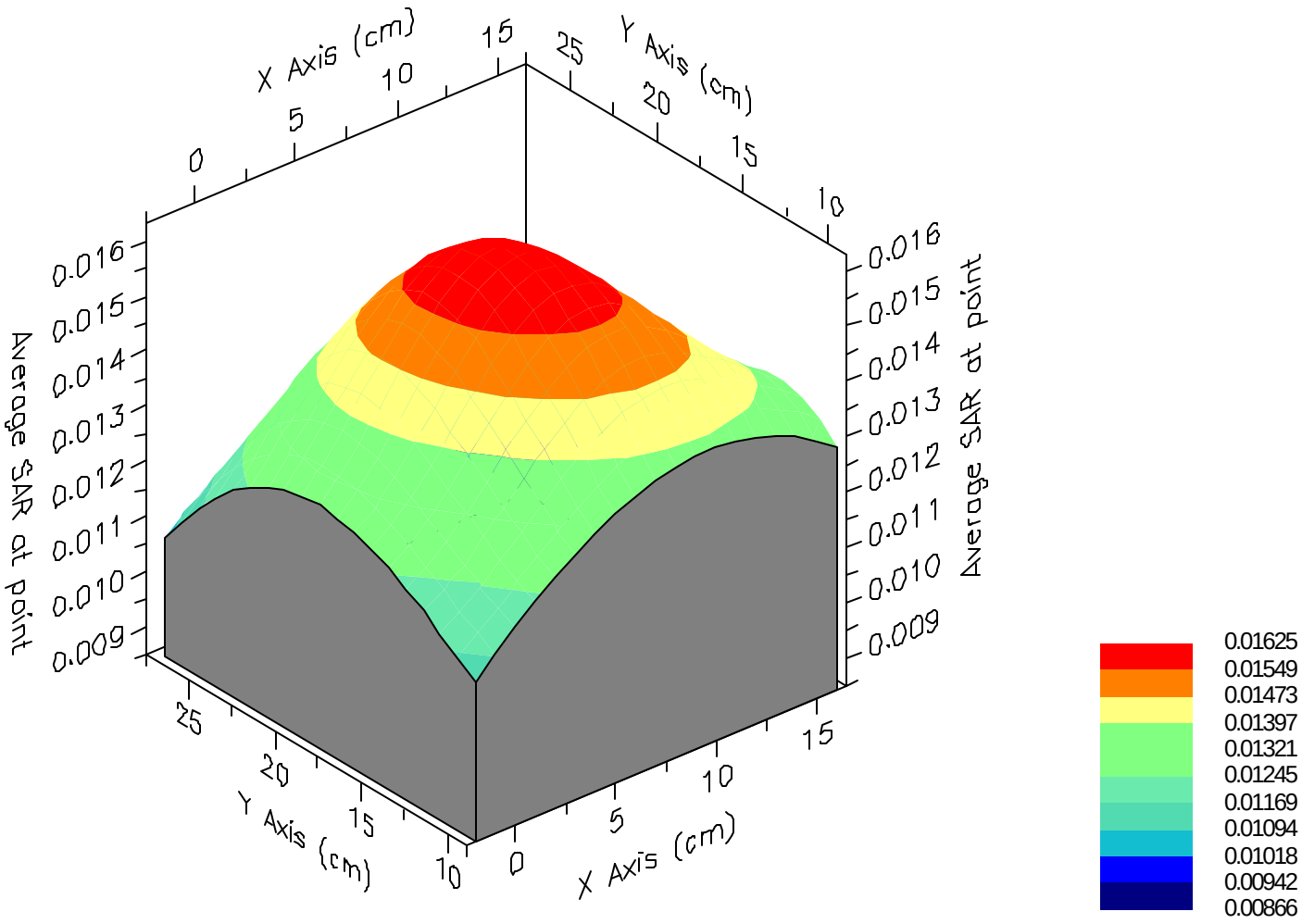

Panasonic