Panasonic®

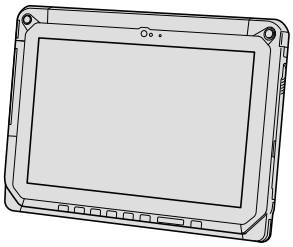

OPERATING INSTRUCTIONS
Read Me First
Tablet Computer

Model No. FZ-A2 series

Contents

Read Me First

Safety Precautions 2
Regulatory Information 8

Getting Started

First-time Operation..... 18

Read Me First

Getting Started

Refer to the *OPERATING INSTRUCTIONS - Basic Guide* by downloading from the following URL.
URL ➢ http://pc-dl.panasonic.co.jp/itn/manual/menu_en.html

■ **Terms and illustrations in these instructions**

CAUTION :	Conditions that may result in minor or moderate injury.
NOTE :	Useful and helpful information.
➔ :	Page in these Operating Instructions.
📖 :	Reference to the on-screen manuals.

Please read these instructions carefully before using this product, and save this manual for future use.

Safety Precautions

To reduce the risk of injury, loss of life, electric shock, fire, malfunction, and damage to equipment or property, always observe the following safety precautions.

Explanation of symbol word panels

The following symbol word panels are used to classify and describe the level of hazard, injury, and property damage caused when the denotation is disregarded and improper use is performed.

⚠ DANGER
Denotes a potential hazard that will result in serious injury or death.

⚠ WARNING
Denotes a potential hazard that could result in serious injury or death.

⚠ CAUTION
Denotes a hazard that could result in minor injury.

NOTICE
Denotes a hazard that could result in property damage.

The following symbols are used to classify and describe the type of instructions to be observed.

⃠	This symbol is used to alert users to a specific operating procedure that must not be performed.
❗	This symbol is used to alert users to a specific operating procedure that must be followed in order to operate the unit safety.

⚠ DANGER

Precautions on the Battery Pack

Electrolyte leakage, generation of heat, ignition or rupture of the Battery Pack may result.

⃠	■ **Do Not Throw the Battery Pack into a Fire or Expose It to Excessive Heat** ■ **Do Not Deform, Disassemble, or Modify the Battery Pack** ■ **Do Not Short the Positive (+) and Negative (-) Contacts** ⇨ Do not place the battery pack together with articles such as necklaces or hairpins when carrying or storing.
⃠	■ **Do Not Apply Shocks to the Product by Dropping It, Applying Strong Pressure to It, etc.** ⇨ If this product is subjected to a strong impact, damaged or deformed, stop using it immediately. ■ **Do Not Charge the Battery Using Methods Other Than Those Specified** ■ **Do Not Use the Battery Pack with Any Other Product** • The battery pack is rechargeable and was intended for the specified product. ■ **Do Not Use This Product with a Battery Pack Other Than the One Specified** ⇨ Use only the specified battery pack with your product. ■ **Do Not Use Battery Pack If Wet**
❗	■ **When the Battery Pack Has Deteriorated or If Abnormal Swelling Occur, Replace It with New One** ⇨ Do not continue to use a damaged battery pack. ■ **Avoid Extreme Heat (Near the Fire, in Direct Sunlight, for Example)**

⚠ DANGER

Precautions on the Built-in Bridge Battery (for disposal)

<Only for model with Built-in Bridge Battery>
When disposing the battery, generation of heat, ignition or rupture of the Built-in Bridge Battery may result. (➔ *Operating Instructions - Basic Guide*)

⃠	**Handling This Computer** ■ **Do Not Disassemble the Computer Except When Disposing** **Handling the Built-in Bridge Battery** ■ **Do Not Short the Positive (+) and Negative (-) Contacts** ■ **Do Not Throw the Battery into a Fire or Expose It to Excessive Heat** ■ **Do Not Apply Shocks to the Built-in Bridge Battery by Dropping It, Applying Strong Pressure to It, etc.** ■ **Do Not Charge** ■ **Do Not Use** ■ **Do Not Deform, Disassemble, or Modify the Built-in Bridge Battery Pack**
!	■ **Avoid Extreme Heat (Near the Fire, in Direct Sunlight, for Example)**

⚠ WARNING

<Only for model with Built-in Bridge Battery>
Generation of heat, ignition or rupture of the Built-in Bridge Battery may result.

⃠	■ **Do Not Throw This Product Into a Fire or Expose It to Excessive Heat** ■ **Do Not Insert Sharp Objects Into This Product, Disassemble, or Modify It** ■ **Do Not Apply Shocks to the Product by Dropping It, Applying Strong Pressure to It, etc.** ■ **Do Not Charge the Built-in Bridge Battery Pack Using Methods Other Than Those Specified**
!	■ **Avoid Extreme Heat (Near the Fire, In Direct Sunlight, for Example)** ■ **When the Built-in Bridge Battery Pack Has Deteriorated or If Abnormal Swelling Occur, Contact Your Technical Support Office to Replace the Battery**

⚠ WARNING

Fire or electric shock may result.

■ **Do Not Do Anything That May Damage the AC Cord, the AC Plug, or the AC Adaptor**
Do not damage or modify the cord, place it near hot tools, bend, twist, or pull it forcefully, place heavy objects on it, or bundle it tightly.
⇨ Do not continue to use a damaged AC cord, AC plug and AC adaptor.
- Contact your technical support office for repair.

■ **Do Not Connect the AC Adaptor to a Power Source Other Than a Standard Household AC Outlet**
⇨ Connecting to a DC/AC converter (inverter) may damage the AC adaptor. On an airplane, only connect the AC adaptor/charger to an AC outlet specifically approved for such use.

■ **Do Not Pull or Insert the AC Plug If Your Hands Are Wet**

■ **Do Not Disassemble This Product**

■ **Do Not Touch This Product In a Thunderstorm If Connected with the AC Cable or Any Other Cables**

■ **<u>If a Malfunction or Trouble Occurs, Immediately Stop Use</u>**
If the Following Malfunction Occurs, Immediately Unplug the AC Plug and the Battery Pack
- **This product is damaged**
- **Foreign object inside this product**
- **Smoke emitted**
- **Unusual smell emitted**
- **Unusually hot**

⇨ After the above procedure, contact your technical support office for repair.

■ **Clean Dust and Other Debris of the AC Plug Regularly**
- If dust or other debris accumulates on the plug, humidity, etc. may cause a defect in the insulation.

■ **Insert the AC Plug Completely**
⇨ Do not use a damaged plug or loose AC outlet.

■ **Close the Connector Cover Tightly When Using This Product Wherever There is a Lot of Water, Moisture, Steam, Dust, Oily Vapors, etc.**
⇨ If foreign matter has found its way inside, immediately turn the power off and unplug the AC cord, and then remove the battery pack. Then contact your technical support office.

⚠ WARNING

Burns or low-temperature burns may result.

■ **Do Not Use This Product in Close Contact With Your Body For a Long Period of Time**
⇨ Do not use this product with its heat-emitting parts in close contact with your body for long periods of time.
- Low-temperature burns may result.

■ **Do Not Touch The Surface of The AC Adaptor Continuously While Using/Charging**
- Burns may result.

■ **Do Not Place the Product in a Bag or Case While It is Turned On**
- Doing so may cause the product to overheat and result in burns.

Detrimental health effects on your body may result.

■ **Do Not Turn the Volume Up To Loud When Using Headphones**
- Listening at high volumes that overstimulate the ear for long periods of time may result in loss of hearing.

⚠ CAUTION

Fire or electric shock may result.

■ **Do Not Move This Product While the AC Plug Is Connected**
⇨ If the AC cord is damaged, unplug the AC plug immediately.

■ **Do Not Subject the AC Adaptor To Any Strong Impact**
⇨ Do not continue to use the AC adaptor after a strong impact such as being dropped.
⇨ Contact your technical support office for repair.

■ **Do Not Leave This Product in High Temperature Environment for a Long Period of Time**
- Leaving this product where it will be exposed to extremely high temperatures such as near fire or in direct sunlight may deform the cabinet and/or cause trouble in the internal parts.

■ **Hold the Plug When Unplugging the AC Plug**

■ **Use Only the Specified AC Adaptor With This Product**
⇨ Do not use an AC adaptor other than the one supplied (supplied with the unit or one sold separately as an accessory).

This product may fall over or drop, resulting in an injury.

■ **Do Not Place This Product on Unstable Surfaces**

■ **Avoid Stacking**

Detrimental health effects on your body may result.

■ **Take a Break Of 10-15 Minutes Every Hour**
- Using this product for long periods of time may have detrimental health effects on the eyes or hands.

⚠ CAUTION

Burns, low-temperature burns, or frostbite may result.

■ **Do Not Expose the Skin To This Product When Using the Product In A Hot Or Cold Environment**

⇨ When it is necessary to expose the skin to this product such as to scan a fingerprint, perform the operation in the shortest time possible.

NOTICE

- Do not place the computer near a television or radio receiver.
- Keep the computer away from magnets. Data stored on the flash memory may be lost.
- This computer is not intended for the display of images for use in medical diagnosis.
- This computer is not intended for a use with connection of medical equipment for the purpose of medical diagnosis.
- Panasonic shall not be liable for loss of data or other incidental or consequential damages resulting from the use of this product.
- Do not touch the terminals on the battery pack. The battery pack may no longer function properly if the contacts are dirty or damaged.
- Do not expose the battery pack to water, or allow it to become wet.
- If the battery pack will not be used for a long period of time (a month or more), charge or discharge (use) the battery pack until the remaining battery level becomes 30% to 40% and store it in a cool, dry place.
- This computer prevents overcharging of the battery by recharging only when the remaining power is less than approx. 95% of capacity.
- The battery pack is not charged when the computer is first purchased. Be sure to charge it before using it for the first time. When the AC adaptor is connected to the computer, charging begins automatically.
- Should the battery leak and the fluid get into your eyes, do not rub your eyes. Immediately flush your eyes with clear water and see a doctor for medical treatment as soon as possible.

NOTE

- The battery pack may become warm during recharging or normal use. This is completely normal.
- Recharging will not commence if internal temperature of the battery pack is outside of the allowable temperature range (0 °C to 50 °C {32 °F to 122 °F}). (➔ *Operating Instructions - Reference Manual* "Battery Power") Once the allowable range requirement is satisfied, charging begins automatically. Note that the recharging time varies based on the usage conditions. (Recharging takes longer than usual when the temperature is 10 °C {50 °F} or below.)
- If the temperature is low, the operating time is shortened. Only use the computer within the allowable temperature range.
- This computer has a high temperature mode function that prevents the degradation of the battery in high temperature environments. (➔ *Operating Instructions - Reference Manual* "Battery Power") A level corresponding to a 100% charge for high temperature mode is approximately equivalent to an 80% charge level for normal temperature mode.
- The battery pack is a consumable item. If the amount of time the computer can be run by using a particular battery pack becomes dramatically shorter and repeated recharging does not restore its performance, the battery pack should be replaced with a new one.
- When transporting a spare battery inside a package, briefcase, etc., it is recommended that it be placed in a plastic bag so that its contacts are protected.
- Always power off the computer when it is not in use. Leaving the computer on when the AC adaptor is not connected will exhaust the remaining battery capacity.
- <Only for model with Built-in Bridge Battery>
  To minimize deterioration of the built-in bridge battery, connect the computer to the AC adaptor and recharge it for approximately 2 hours about once every year.

THIS PRODUCT IS NOT INTENDED FOR USE AS, OR AS PART OF, NUCLEAR EQUIPMENT/SYSTEMS, AIR TRAFFIC CONTROL EQUIPMENT/SYSTEMS, AIRCRAFT COCKPIT EQUIPMENT/SYSTEMS[*1], MEDICAL DEVICES OR ACCESSORIES[*2], LIFE SUPPORT SYSTEMS OR OTHER EQUIPMENTS/DEVICES/SYSTEMS THAT ARE INVOLVED WITH ENSURING HUMAN LIFE OR SAFETY.
PANASONIC WILL NOT BE RESPONSIBLE FOR ANY LIABILITY RESULTING FROM THE USE OF THIS PRODUCT ARISING OUT OF THE FOREGOING USES.

[*1] AIRCRAFT COCKPIT EQUIPMENT/SYSTEMS include Class2 Electronic Flight Bag (EFB) Systems and Class1 EFB Systems when used during critical phases of flight (e.g., during take-off and landing) and/or mounted on to the aircraft. Class1 EFB Systems and 2 EFB Systems are defined by FAA: AC (Advisory Circular) 120-76A or JAA: JAA TGL (Temporary Guidance Leaflets) No.36.

[*2] As defined by the European Medical Device Directive (MDD) 93/42/EEC.

Panasonic cannot guarantee any specifications, technologies, reliability, safety (e.g. Flammability/Smoke/Toxicity/Radio Frequency Emission, etc) requirements related to aviation standards that exceed the specifications of our COTS (Commercial-Off-The-Shelf) products.

This computer is not intended for use in medical equipment including life-support systems, air traffic control systems, or other equipment, devices or systems that are involved with ensuring human life or safety. Panasonic cannot be held responsible in any way for any damages or loss resulting from the use of this unit in these types of equipment, devices or systems, etc.
This computer has been designed so as to minimize shock to the LCD and flash memory drive, etc., but no warranty is provided against such trouble. Therefore, as a precision instrument, be extremely careful in the handling.

Information to the User / Informations destinées aux utilisateurs

This product and your Health

This product, like other radio devices, emits radio frequency electromagnetic energy. The level of energy emitted by this product however is far much less than the electromagnetic energy emitted by wireless devices like for example mobile phones.

Because this product operates within the guidelines found in radio frequency safety standards and recommendations, we believe this product is safe for use by consumers. These standards and recommendations reflect the consensus of the scientific community and result from deliberations of panels and committees of scientists who continually review and interpret the extensive research literature.

In some situations or environments, the use of this product may be restricted by the proprietor of the building or responsible representatives of the organization. These situations may for example include:

- Using this product on board of airplanes, or
- In any other environment where the risk of interference to other devices or services is perceived or identified as harmful.

If you are uncertain of the policy that applies on the use of wireless devices in a specific organization or environment (e.g. airports), you are encouraged to ask for authorization to use this product prior to turning on the product.

Regulatory Information

We are not responsible for any radio or television interference caused by unauthorized modification of this product. The correction of interference caused by such unauthorized modification will be the responsibility of the user. We and its authorized resellers or distributors are not liable for damage or violation of government regulations that may arise from failing to comply with these guidelines.

26-M-1

Ce produit et votre santé

Ce produit, comme tout autre appareil radio, émet de l'énergie radioélectrique. Toutefois, la quantité d'énergie émise par ce produit est beaucoup moins importante que l'énergie radioélectrique émise par des appareils sans fil tels que les téléphones portables. L'utilisation de ce produit ne comporte aucun risque pour le consommateur du fait que cet appareil opère dans les limites des directives concernant les normes et les recommendations de sécurité sur les fréquences radio. Ces normes et recommandations reflètent le consensus de la communauté scientifique et résultent de délibérations de jurys et comités de scientifiques qui examinent et interprètent continuellement les nouveautés de la vaste littérature sur les recherches effectuées. Dans certaines situations ou environnements, l'utilisation de ce produit peut être restreinte par le propriétaire du bâtiment ou par les représentants responsables de l'organisation. Ces situations peuvent être les suivantes par exemple :

- A bord d'un avion, ou
- Dans tout autre environnement où les risques d'interférence sur d'autres appareils ou services sont perçus ou identifiables comme dangereux.

Si vous n'êtes pas sûr de la réglementation applicable à l'utilisation d'appareils sans fil dans une organization ou un environnement spécifique, (par exemple dans un aéroport) nous vous invitons à demander l'autorisation d'utiliser ce produit avant sa mise en marche.

Informations concernant la réglementation

Nous déclinons toute responsabilité pour toute interférence radio ou télévision causée par des modifications non autorisées apportées à ce produit. La correction d'interférences causées par de telles modifications non autorisées sera la seule responsabilité de son utilisateur. Nousmêmes, les revendeurs officiels et les distributeurs ne sommes pas responsable de tout dégât ou de toute violation des règlements de l'État pouvant découler du non-respect de ces directives.

26-F-1

Lithium Battery / Pile au lithium

Lithium Battery!
This computer contains a lithium battery to enable the date, time, and other data to be stored. The battery should only be exchanged by authorized service personnel.
Warning!
A risk of explosion from incorrect installation or misapplication may possibly occur.

15-E-1

Pile au lithium!
Le micro-ordinateur renferme une pile au lithium qui permet de sauvegarder certaines données, notamment la date et l'heure. La pile ne doit être remplacée que par un technicien qualifié.
Danger !
Risque d'explosion en cas de non respect de cette mise en garde!

15-F-1

About Battery Pack

Battery pack model number	CF-VZSU0Q Series
Recommended charging condition	13.05 V / 1820 mA (Constant voltage/current)
Notice	- Dispose of used battery pack according to local ordinances and/or regulations. - Do not expose this computer to temperatures greater than 60 °C {140 °F}.

Safety Precautions

<Only for model with wireless WAN>
The following safety precautions must be observed during all phases of the operation, usage, service or repair of any Personal Computer or Tablet Computer incorporating wireless WAN modem. Manufacturers of the cellular terminal are advised to convey the following safety information to users and operating personnel and to incorporate these guidelines into all manuals supplied with the product. Failure to comply with these precautions violates safety standards of design, manufacture and intended use of the product. Panasonic assumes no liability for customer failure to comply with these precautions.

When in a hospital or other health care facility, observe the restrictions on the use of mobiles. Switch Personal Computer or Tablet Computer incorporating wireless WAN modem off, if instructed to do so by the guidelines posted in sensitive areas. Medical equipment may be sensitive to RF energy.
The operation of cardiac pacemakers, other implanted medical equipment and hearing aids can be affected by interference from Personal Computer or Tablet Computer incorporating wireless WAN modem placed close to the device. If in doubt about potential danger, contact the physician or the manufacturer of the device to verify that the equipment is properly shielded. Pacemaker patients are advised to keep their Personal Computer or Tablet Computer incorporating wireless WAN modem away from the pacemaker, while it is on.

Switch off Personal Computer or Tablet Computer incorporating wireless WAN modem before boarding an aircraft. Make sure it cannot be switched on inadvertently. The operation of wireless appliances in an aircraft is forbidden to prevent interference with communications systems. Failure to observe these instructions may lead to the suspension or denial of cellular services to the offender, legal action, or both.
For details on usage of this unit in aircrafts please consult and follow instruction provided by the airline.

Do not operate Personal Computer or Tablet Computer incorporating wireless WAN modem in the presence of flammable gases or fumes. Switch off the cellular terminal when you are near petrol stations, fuel depots, chemical plants or where blasting operations are in progress. Operation of any electrical equipment in potentially explosive atmospheres can constitute a safety hazard.

Your Personal Computer or Tablet Computer incorporating wireless WAN modem receives and transmits radio frequency energy while switched on. Remember that interference can occur if it is used close to TV sets, radios, computers or inadequately shielded equipment. Follow any special regulations and always switch off Personal Computer or Tablet Computer incorporating wireless WAN modem wherever forbidden, or when you suspect that it may cause interference or danger.

Road safety comes first! Do not use a Personal Computer or Tablet Computer incorporating wireless WAN modem while driving a vehicle. Do not place the computer with wireless WAN modem in an area where it could cause personal injury to the driver or passengers. It is recommended to stow the unit in the boot or secure stowage area while driving.
Do not place the computer with wireless WAN modem in an area over an air bag or in the vicinity where an air bag may deploy.
Air bags inflate with great force and if the computer with wireless WAN modem is placed in the air bag deployment area may be propelled with great force and cause serious injury to occupants of the vehicle.

SOS

IMPORTANT!
Personal Computer or Tablet Computer incorporating wireless WAN modem operate using radio signals and cellular networks cannot be guaranteed to connect in all conditions. Therefore, you should never rely solely upon any wireless device for essential communications, for example emergency calls.
Remember, in order to make or receive calls, Personal Computer or Tablet Computer incorporating wireless WAN modem must be switched on and in a service area with adequate cellular signal strength.
Some networks do not allow for emergency calls if certain network services or phone features are in use (e.g. lock functions, fixed dialing etc.). You may need to deactivate those features before you can make an emergency call.
Some networks require that a valid SIM card be properly inserted in Personal Computer or Tablet Computer incorporating wireless WAN modem.

CAUTION:
Risk of Explosion if Battery is replaced by an Incorrect Type.
Dispose of Used Batteries According to the Instructions.

58-E-1

ATTENTION:
Il y a risque d'explosion si la batterie est remplacée par une batterie de type incorrect.
Mettre au rebut les batteries usagées conformément aux instructions.

58-F-1

Camera Light

<For model with rear camera>

CAUTION

- The light from the LED is strong and can injure human eyes. Do not look directly at the LEDs with naked eyes.
- User must maintain minimum 248 mm spacing between the LED and all person's eyes.

57-E-1

Laser Devices

<Only for model with Barcode Reader>
This equipment is using lasers that comply with
US21CFR1040.10, 1040.11, EN 60825-1:2007 and IEC60825-1:2007 regulations.
The laser is a “Class 2” laser which is indicated on the label for this product.”

Class 2 laser readers use a low power, visible light diode. As with any very bright light source, such as the sun, the user should avoid staring directly into the light beam.
Momentary exposure to a Class 2 laser is not known to be harmful.

Caution-Procedures other than those specified herein may result in hazardous radiation exposure.

630 - 680 nm, 1 mW MAX.

■ **Labeling/Marking**

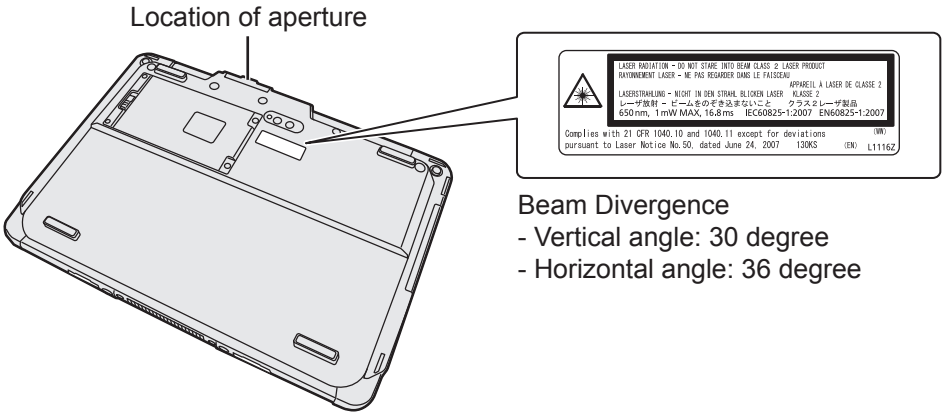

13-E-1

The other product information

The other product information are indicated the label located under the Battery Pack.

Energy Star

As an ENERGY STAR® Partner, Panasonic Corporation has determined that this product meets ENERGY STAR® guidelines for energy efficiency. By enabling available power management settings, Panasonic computers enter a low-power sleep mode after a period of inactivity, saving the user energy.
<For U.S.A.>
To learn more about power management, please visit the web site:
www.energystar.gov/index.cfm?c=power_mgt.pr_power_management

Outline of the International ENERGY STAR® Office Equipment Program
The international ENERGY STAR® Office Equipment Program is an international program that promotes energy saving through the use of computers and other office equipment. The program backs the development and dissemination of products with functions that effectively reduce energy consumption. It is an open system in which business proprietors can participate voluntarily. The targeted products are office equipment such as computers, displays, printers, facsimiles, and copiers. Their standards and logos are uniform among participating nations.
<For U.S.A.>
For information about ENERGY STAR®, refer to the following web site:
Web Site: www.energystar.gov

22-M-1

For U.S.A.

Federal Communications Commission Radio Frequency Interference Statement

Note: This equipment has been tested and found to comply with the limits for a Class B digital device, pursuant to Part 15 of the FCC Rules. These limits are designed to provide reasonable protection against harmful interference in a residential installation. This equipment generates, uses and can radiate radio frequency energy and, if not installed and used in accordance with the instructions, may cause harmful interference to radio communications. However, there is no guarantee that interference will not occur in a particular installation. If this equipment does cause harmful interference to radio or television reception, which can be determined by turning the equipment off and on, the user is encouraged to try to correct the interference by one or more of the following measures:

- Reorient or relocate the receiving antenna.
- Increase the separation between the equipment and receiver.
- Connect the equipment into an outlet on a circuit different from that to which the receiver is connected.
- Consult the Panasonic Service Center or an experienced radio/TV technician for help.

Warning

To assure continued compliance, use only shielded interface cables when connecting to a computer or peripheral. Also, any changes or modifications not expressly approved by the party responsible for compliance could void the user's authority to operate this equipment.

FCC RF Exposure Warning:

- This equipment is provided with PC Card slot that could be used with wireless transmitters, which will be specifically recommended when they become available. Other third-party wireless transmitters have not been RF exposure evaluated for use with this computer and may not comply with FCC RF exposure requirements.
- This equipment complies with FCC radiation exposure limits set forth for an uncontrolled environment.
- This equipment may not be collocated or operated with any other antenna or transmitter.
- This device meets the government's requirements for exposure to radio waves. This device is designed and manufactured not to exceed the emission limits for exposure to radio frequency (RF) energy set by the Federal Communications Commission of the U.S. Government.
- The exposure standard for wireless device employs a unit of measurement known as the Specific Absorption Rate, or SAR. The SAR limit set by the FCC is 1.6 W/kg.
  * Tests for SAR are conducted using standard operating positions accepted by the FCC with the device transmitting at its highest certified power level in all tested frequency bands.
    Although the SAR is determined at the highest certified power level, the actual SAR level of the device while operating can be well below the maximum value. This is because the device is designed to operate at multiple power levels so as to use only the poser required to reach the network. In general, the closer you are to a wireless base station antenna, the lower the power output.

25-M-W-1

Regulatory Information

This device complies with Part 15 of the FCC Rules. Operation is subject to the following two conditions:

(1) This device may not cause harmful interference, and

(2) This device must accept any interference received, including interference that may cause undesired operation.

Responsible Party:
Panasonic Corporation of North America
Two Riverfront Plaza
Newark, NJ 07102

Support Contact:
http://business.panasonic.com/support-computerstablets

6-M-1

FCC RF Exposure Warning:

- This PC contains:
  Model: WL15B
  FCC ID: ACJ9TGWL15B

USA Only: Disposal may be regulated in your community due to environmental considerations. For disposal or recycling information, please visit Panasonic website:
http://www.panasonic.com/environmental
or call 1-888-769-0149

65-M-2

<For USA-California Only>

This product contains a CR Coin Cell Lithium Battery which contains Perchlorate Material - special handling may apply.
See www.dtsc.ca.gov/hazardouswaste/perchlorate/

38-M-1

<For USA and Canada>

A lithium ion battery that is recyclable powers the product you have purchased. Please call 1-800-8-BATTERY for information on how to recycle this battery.

L'appareil que vous vous êtes procuré est alimenté par une batterie au lithium-ion.
Pour des renseignements sur le recyclage de la batterie, veuillez composer le 1-800-8-BATTERY.

48-M-1

For Canada / Pour le Canada

Canadian ICES-003
CAN ICES-3(B) / NMB-3(B)

Industry Canada 7-M-3

This product complies with RSSs.
Operation is subject to the following two con-ditions;

(1) this device may not cause interference, and
(2) this device must accept any interference, including interference that may cause un-desired operation of the device.

Industrie Canada

Cet équipement est conforme à la norme CNR d'Industrie Canada. Son fonc-tionnement est soumis aux deux conditions suivantes :

(1) ce dispositif ne peut produire de brouillage, et
(2) ce dispositif doit accepter le brouillage, y compris le brouillage pouvant entraîner le fonctionnement non désiré de l'appareil.

30-Ca-1-1

Caution
(i) This product (local network devices) for the band 5150-5250 MHz is only indoor usage to reduce potential for harmful interference to co-channel Mobile Satellite systems.
(ii) The maximum antenna gain permitted for devices in the bands 5250-5350 MHz and 5470-5725 MHz shall comply with the e.i.r.p. limit;
(iii) The maximum antenna gain permitted for devices in the band 5725-5825 MHz shall comply with the e.i.r.p. limits specified for point-to-point and non point-to-point operation as appropriate.
(iv) The worst-case tilt angle(s) necessary to remain compliant with the e.i.r.p. elevation mask requirement set forth in Section 6.2.2(3) shall be clearly indicated.
Users should also be advised that high-power radars are allocated as primary users (meaning they have priority) of 5250-5350 MHz and 5650-5850 MHz and these radars could cause interference and/or damage
to LELAN devices.
This device and its antenna(s) must not be co-located or operating in conjunction with any other antenna or transmitter, except tested built-in radios.
The County Code Selection feature is disabled for products marketed in the US/ Canada.

Avertissement
(i) Cet appareil (pour réseaux locaux radioélectriques) dans les bandes de fréquences 5150-5250 MHz est réervéàune utilisation àl'intéieur afi n de réuire le risque d'interféence avec les systèmes satellites mobiles bicanaux.
(ii)Le gain maximal d'antenne permis pour les dispositifs utilisant les bandes 5250-5350 MHz et 5470-5725 MHz doit se conformer à la limite de p.i.r.e.;
(iii)Le gain maximal d'antenne permis (pour les dispositifs utilisant la bande 5725-5825 MHz) doit se conformer à la limite de p.i.r.e. spécifiée pour l'exploitation point à point et non point à point, selon le cas.
(iv)Les pires angles d'inclinaison nécessaires pour rester conforme à l'exigence de la p.i.r.e. applicable au masque d'élévation, et énoncée à la section 6.2.2 3), doivent être clairement indiqués.
Les radars forte puissance sont désignés comme étant les premiers utilisateurs (c'st-à-dire qu'ls ont la prio-rité) des bandes de fréquences 5250-5350 MHz et 5650-5850 MHz. Ces stations radars peuvent provoquer des interférences et/ou des dommages à ce périphérique.
Cet appareil et son antenne ne doivent pas être situés ou fonctionner en conjonction avec une autre antenne ou un autre émetteur, exception faites des radios intégrées qui ont été testées.
La fonction de sélectio

FOR USE WITH MODEL NO. :
CF-AA6413C
POUR UTILISER AVEC MODÈLE :
CF-AA6413C
20-Ca-1

For U.S.A and Canada

For Used in Motor Vehicle / Pour L'utilisation Dans Un Véhicule Motorisé
Warning: Notebook Computer may be installed in a motor vehicle and visible to the driver only if used to support vehicle related functions such as vehicle information, system control, rear or side observation and navigation. If used for entertainment purpose, such as television reception or video play, it must be installed to the rear of the driver's seat where it will not be visible, directly or indirectly, to the operator of the motor vehicle. Check with individual state/provincial laws to determine lawful use of this product while operating within a motor vehicle.
Avertissement : L'ordinateur bloc-notes peut être installé dans un véhicule motorisé et dans le champ de vision du conducteur uniquement en tant que dispositif d'aide aux fonctions du véhicule, comme par exemple pour fournir des informations sur le véhicule, comme dispositif de contrôle de système, pour l'observation à l'arrière ou sur les côtés du véhicule, ainsi que pour fournir de l'information routière. Pour toute utilisation à fin de divertissement, comme par exemple pour regarder la télévision ou jouer à des jeux vidéo, il doit être installé à l'arrière du siège du conducteur, en un emplacement où il ne sera pas visible, ni directement ni indirectement, pour le conducteur du véhicule motorisé. Vérifiez les lois fédérales et nationales qui régissent l'utilisation légale de cet appareil à l'intérieur d'un véhicule motorisé.

35-M-1

For Australia

For Used in Motor Vehicle
Warning: Notebook Computer may be installed in a motor vehicle and visible to the driver only if used to support vehicle related functions such as vehicle information, system control, rear or side observation and navigation. If the Notebook Computer is to be used for work or entertainment purposes, such as television reception, video play or other work programs, it must be installed in a position where it will NOT:
(a) be visible, directly or indirectly, to the operator of the motor vehicle; or
(b) cause distraction to drivers of other motor vehicles.
Check with individual state laws to determine lawful use of this product while operating within a motor vehicle. If the visual display unit is, or is part of, a driver's aid, above rule is not applied. "Driver's aid" includes closed-circuit television security cameras, dispatch systems, navigational or intelligent highway and vehicle system equipment, rear view screens, ticket-issuing machines and vehicle monitoring devices.

35-A-1

For India

Declaration of Conformity with the requirements of the e-waste (Management and Handling) Rules, 2011. (adopted by Notification S.O.1035(E) of Ministry of Environment and Forests)
The Product is in conformity with the requirements of Rule 13 of the e-waste Rules.
The content of hazardous substance with the exemption of the applications listed in SCHEDULE II of the e-waste Rules:

1. Lead (Pb) - not over 0.1% by weight;
2. Cadmium (Cd) - not over 0.01% by weight;
3. Mercury (Hg) - not over 0.1% by weight;
4. Hexavalent chromium (Cr6+) - not over 0.1% by weight;
5. Polybrominated biphenyls (PBBs) - not over 0.1% by weight;
6. Polybrominated diphenyl ethers (PBDEs) - not over 0.1% by weight.

For the purpose of recycling to facilitate effective utilization of resources, please return this product to a nearby authorized collection center, registered dismantler or recycler, or Panasonic service center when disposing of this product.
Please see the Panasonic website for further information on collection centers, etc.

http://www.panasonic.com/in/corporate/sustainability/panasonic-india-i-recycle-program.html

68-M-2

First-time Operation

■ Preparation

① Check and identify the supplied accessories.
If you do not find the described accessories, contact Panasonic Technical Support.

- **AC Adaptor. 1**
- **AC Cord 1**
- **Battery Pack . . . . . 1**[*1]



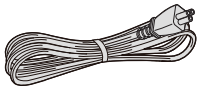

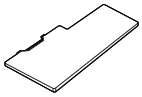

Model No: CF-AA6413C

Model No: CF-VZSU0QW

- **Stylus 1**
- **Hand Strap 1**
- **Tether 1**
- **Soft Cloth 1**
- **OPERATING INSTRUCTIONS - Read Me First (This book) 1**

[*1] Stored in the main unit at the time of packing.

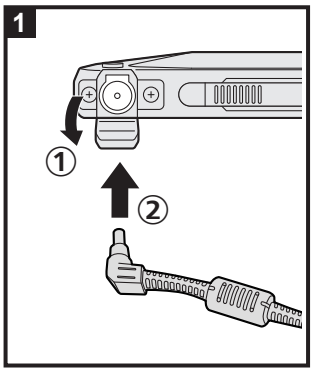

1 Connect your computer to a power outlet.

The battery charging starts automatically.

CAUTION

- Do not disconnect the AC adaptor until the first-time operation procedure is completed.
- When using the computer for the first time, do not connect any peripheral device (including wired LAN cable) except the battery pack and AC adaptor.
- **Handling the AC adaptor**
  - Problems such as sudden voltage drops may arise during periods of thunder and lightning. Since this could adversely affect your computer, an uninterruptible power source (UPS) is highly recommended unless running from the battery pack alone.

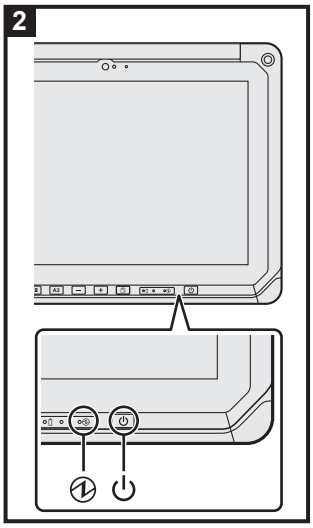

2 Turn on the computer.

Press the power switch ⏻ until the power indicator ⏻ lights. When turning on the computer for the first time after purchase, it may take about 5 minutes for the “Welcome” screen described in step 3 to appear. If the screen turns off automatically, press ⏻ (Power switch) to wake up.

CAUTION

- Do not press the power switch repeatedly or do not hold the power switch for 10 seconds or longer.
- Any changes from the default setting of the Setup Utility must not be made until the First-time Operation is completed.

3 Initializing the computer.

① When “Welcome” is displayed, touch the language name and scroll the language list, then touch the language you use and touch .

② <Only for model with wireless WAN>
When “Insert SIM card” screen is displayed, touch [SKIP].

③ When “Select Wi-Fi network” screen is displayed, perform one of the following operations.
- If you want to set up wi-fi, set up wi-fi by following the on-screen instructions.
- If you do not want to set up wi-fi, touch [SKIP], then when the confirmation message is displayed touch [SKIP ANYWAY].

④ When “Date & time” screen is displayed, confirm the settings and touch [NEXT].

⑤ When “Name” screen is displayed, input your name, then touch [NEXT].

⑥ When “Protect your phone” screen is displayed, touch the item to select setting, then touch [NEXT].
If add the check mark to “Protect this device and ...”, “Choose screen lock” screen will be displayed. Set the screen lock method by following the on-screen instructions and touch [NEXT].
If remove the check mark from “Protect this device and ...”, touch [SKIP] and [SKIP ANYWAY].

⑦ When “Google™ services” screen is displayed, confirm the message and touch the items to select settings, then touch [NEXT].

⑧ When “Welcome” screen is displayed, touch [GOT IT].

⑨ Connect to network via wi-fi or wireless WAN. (➔ *Operating Instructions - Reference Manual* “Wireless Communication”)
To connect to internet via wireless WAN, inserting the microSIM card is necessary. (➔ *Operating Instructions - Reference Manual* “Wireless WAN”)

⑩ Touch - [Settings] - [About tablet] - [System updates] - [Download].
Follow the on-screen instructions.

NOTE

- The screen keyboard may be not displayed when you enter the characters. In such a case, touch and set [Show input method] to ON.

Refer to the *OPERATING INSTRUCTIONS - Basic Guide* by downloading from the following URL.
URL ➢ http://pc-dl.panasonic.co.jp/itn/manual/menu_en.html

Google, Android and other marks are trademarks of Google Inc.

Panasonic Corporation
Osaka, Japan

Panasonic System Communications Company of North America
Two Riverfront Plaza,
Newark NJ 07102

Panasonic Canada Inc.
5770 Ambler Drive, Mississauga,
Ontario L4W 2T3

Panasonic Australia Pty. Limited
ACN 001 592 187 ABN 83 001 592 187
1 Innovation Road, Macquarie Park NSW 2113

Web Site : http://panasonic.net/avc/pc/

PS0616-0
DHQX1218ZA/X1

© Panasonic Corporation 2016
Printed in Japan