Mode	6	
	Harmonic	
	U-NII-2A_5.25-5.35_802.11a_CH64_5320MHz	
ANT	Chain B	
Pol.	Horizontal	Vertical
14.47G ~14.5G Avg	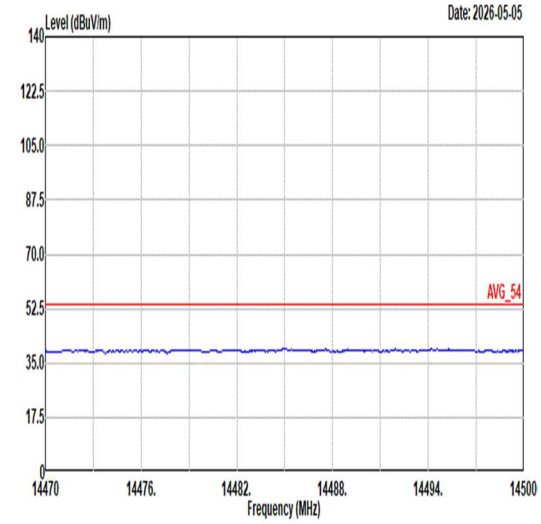 Site : 03CH15-HY Condition: AVG_54 3m 9120D-02294_250606 HORIZONTAL	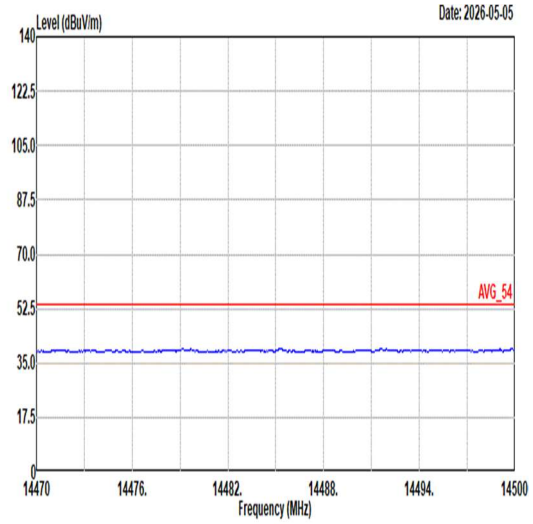 Site : 03CH15-HY Condition: AVG_54 3m 9120D-02294_250606 VERTICAL
17.7G ~18G Avg	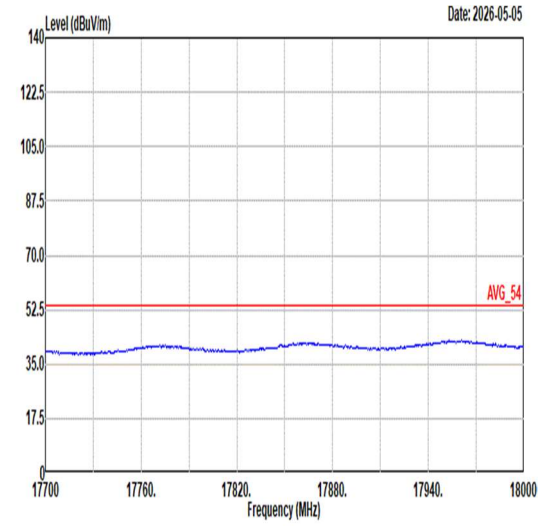 Site : 03CH15-HY Condition: AVG_54 3m 9120D-02294_250606 HORIZONTAL	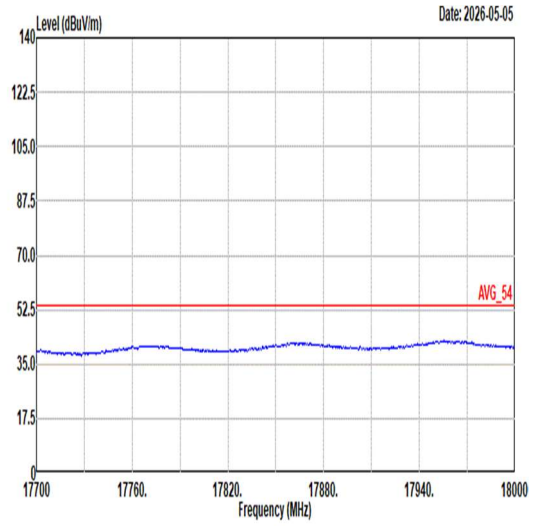 Site : 03CH15-HY Condition: AVG_54 3m 9120D-02294_250606 VERTICAL

Mode	9	
	Band Edge	
	U-NII-2C_5.47-5.725_802.11a_CH100_5500MHz	
ANT	Chain B	
Pol.	Horizontal	Fundamental
Peak	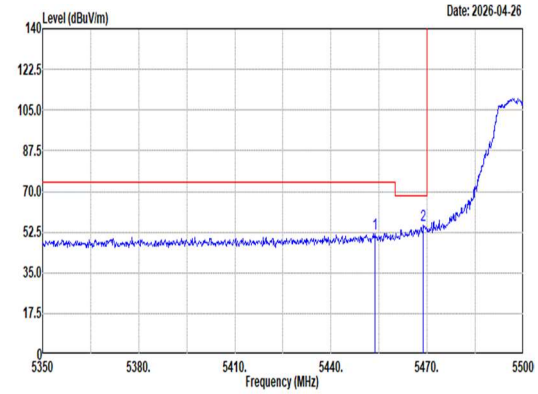 Site : 03CH15-HY Condition: PEAK_BE(UNII)_B3 3m 9120D-02294_250606 HORIZONTAL : RBW:1000.000kHz VBW:3000.000kHz SWT:Auto 1 5453.80 52.00 74.00 -22.00 42.99 32.81 13.10 36.90 0.00 213 252 Peak 2 5468.80 55.23 68.20 -12.97 46.18 32.84 13.11 36.90 0.00 213 252 Peak	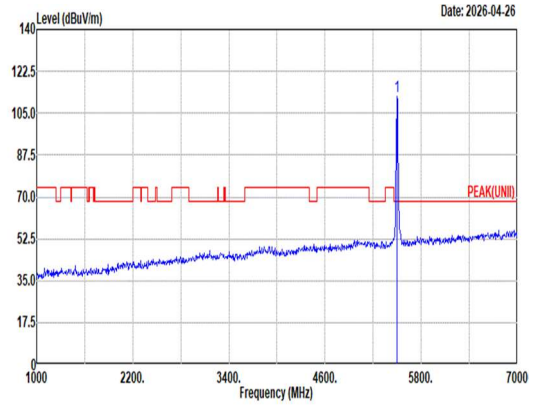 Site : 03CH15-HY Condition: PEAK(UNII) 3m 9120D-02294_250606 HORIZONTAL : RBW:1000.000kHz VBW:3000.000kHz SWT:Auto 1 5500.00 112.14 ------ ------ 103.03 32.89 13.12 36.90 0.00 213 252 Peak
Avg	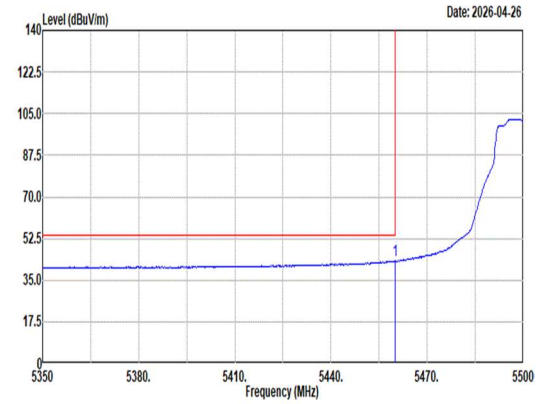 Site : 03CH15-HY Condition: AVG_BE(UNII)_B3 3m 9120D-02294_250606 HORIZONTAL : RBW:1000.000kHz VBW:0.510kHz SWT:Auto 1 5459.95 43.10 54.00 -10.90 34.08 32.82 13.10 36.90 0.00 213 252 Average	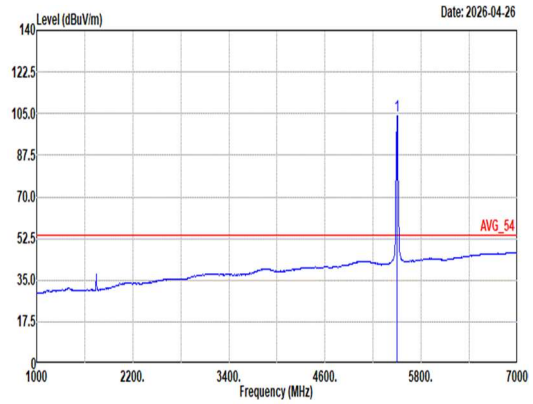 Site : 03CH15-HY Condition: AVG_54 3m 9120D-02294_250606 HORIZONTAL : RBW:1000.000kHz VBW:0.510kHz SWT:Auto 1 5500.00 104.14 ------ ------ 95.02 32.90 13.12 36.90 0.00 213 252 Average

Mode	9	
	Band Edge	
	U-NII-2C_5.47-5.725_802.11a_CH100_5500MHz	
ANT	Chain B	
Pol.	Vertical	Fundamental
Peak	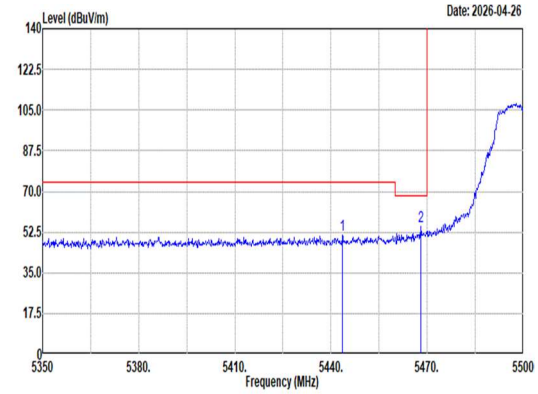 Site : 03CH15-HY Condition: PEAK_BE(UNII)_B3 3m 9120D-02294_250606 VERTICAL : RBW:1000.000kHz VBW:3000.000kHz SWT:Auto Freq Level Limit Line Margin Read Level Ant Factor Cable Loss Preamp Factor Aux Factor APos TPos Remark MHz dBuV/m dBuV/m dB dBuV dB/m dB dB dB cm deg 1 5443.60 51.11 74.00 -22.89 42.12 32.80 13.09 36.90 0.00 200 41 Peak 2 5468.05 54.70 68.20 -13.50 45.65 32.84 13.11 36.90 0.00 200 41 Peak	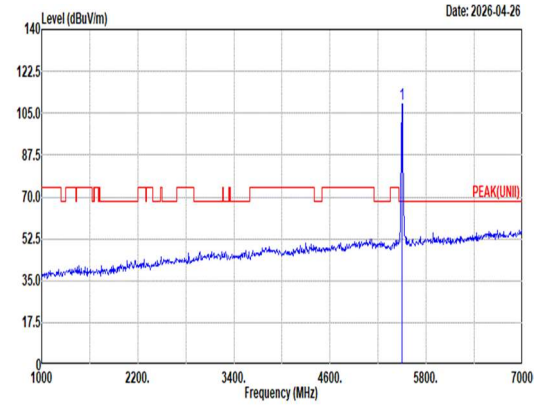 Site : 03CH15-HY Condition: PEAK(UNII) 3m 9120D-02294_250606 VERTICAL : RBW:1000.000kHz VBW:3000.000kHz SWT:Auto Freq Level Limit Line Margin Read Level Ant Factor Cable Loss Preamp Factor Aux Factor APos TPos Remark MHz dBuV/m dBuV/m dB dBuV dB/m dB dB dB cm deg 1 5500.00 108.84 ------ ------ 99.73 32.89 13.12 36.90 0.00 200 41 Peak
Avg	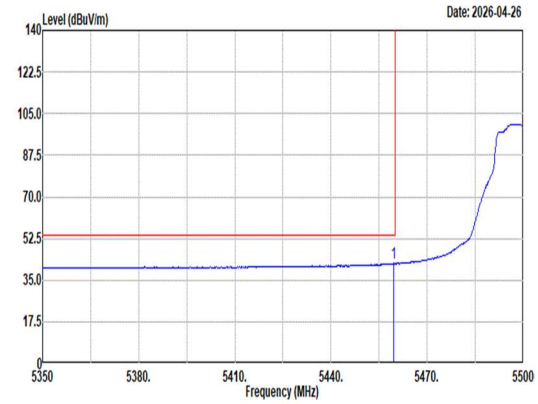 Site : 03CH15-HY Condition: AVG_BE(UNII)_B3 3m 9120D-02294_250606 VERTICAL : RBW:1000.000kHz VBW:0.510kHz SWT:Auto Freq Level Limit Line Margin Read Level Ant Factor Cable Loss Preamp Factor Aux Factor APos TPos Remark MHz dBuV/m dBuV/m dB dBuV dB/m dB dB dB cm deg 1 5459.65 42.02 54.00 -11.98 33.00 32.82 13.10 36.90 0.00 200 41 Average	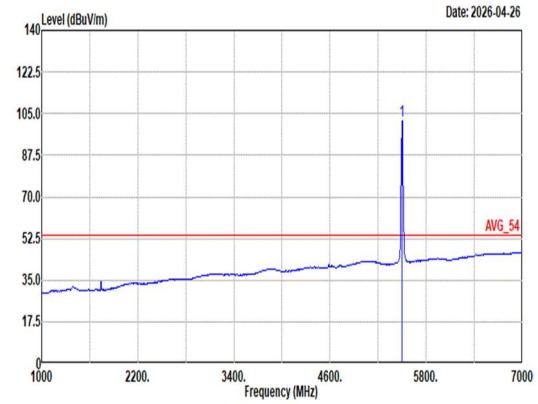 Site : 03CH15-HY Condition: AVG_54 3m 9120D-02294_250606 VERTICAL : RBW:1000.000kHz VBW:0.510kHz SWT:Auto Freq Level Limit Line Margin Read Level Ant Factor Cable Loss Preamp Factor Aux Factor APos TPos Remark MHz dBuV/m dBuV/m dB dBuV dB/m dB dB dB cm deg 1 5500.00 102.05 ------ ------ 92.93 32.90 13.12 36.90 0.00 200 41 Average

Mode	9	
	Harmonic	
	U-NII-2C_5.47-5.725_802.11a_CH100_5500MHz	
ANT	Chain B	
Pol.	Horizontal	Vertical
Peak Avg	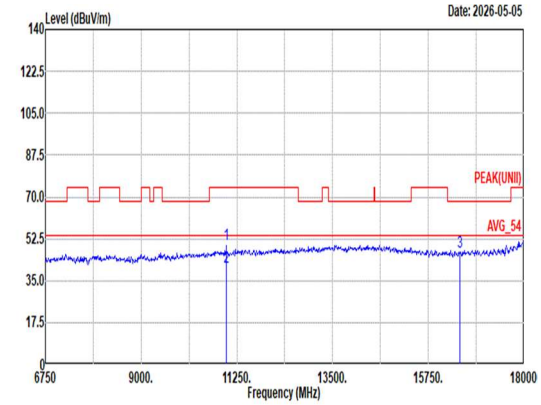 Site : 03CH15-HY Condition: PEAK(UNII) 3m 9120D-02294_250606 HORIZONTAL Freq Level Limit Line Margin Read Level Ant Factor Cable Loss Preamp Factor Aux Factor APos TPos Remark MHz dBuV/m dBuV/m dB dBuV dB/m dB dB dB cm deg 1 11000.00 50.43 74.00 -23.57 50.63 38.70 18.87 58.41 0.64 300 24 Peak 2 11000.00 40.68 54.00 -13.32 40.88 38.70 18.87 58.41 0.64 300 24 Average 3 16500.00 47.10 68.20 -21.10 44.37 38.10 23.36 59.18 0.45 -- -- Peak	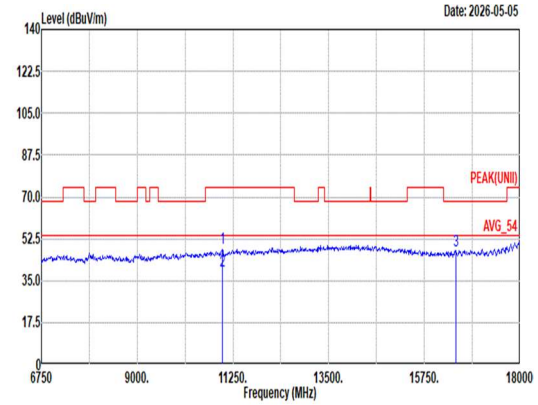 Site : 03CH15-HY Condition: PEAK(UNII) 3m 9120D-02294_250606 VERTICAL Freq Level Limit Line Margin Read Level Ant Factor Cable Loss Preamp Factor Aux Factor APos TPos Remark MHz dBuV/m dBuV/m dB dBuV dB/m dB dB dB cm deg 1 11000.00 48.69 74.00 -25.31 48.89 38.70 18.87 58.41 0.64 280 301 Peak 2 11000.00 39.01 54.00 -14.99 39.21 38.70 18.87 58.41 0.64 280 301 Average 3 16500.00 47.66 68.20 -20.54 44.93 38.10 23.36 59.18 0.45 -- -- Peak

Mode	9	
	Harmonic	
	U-NII-2C_5.47-5.725_802.11a_CH100_5500MHz	
ANT	Chain B	
Pol.	Horizontal	Vertical
14.47G ~14.5G Avg	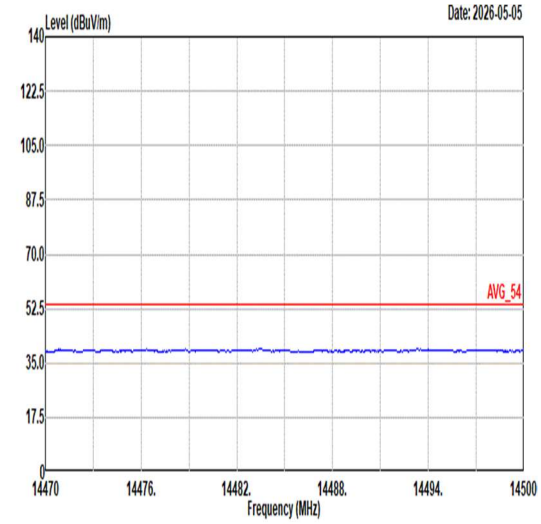 Site : 03CH15-HY Condition: AVG_54 3m 9120D-02294_250606 HORIZONTAL	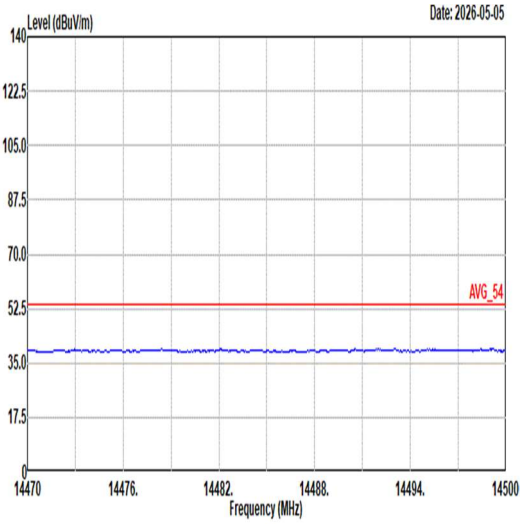 Site : 03CH15-HY Condition: AVG_54 3m 9120D-02294_250606 VERTICAL
17.7G ~18G Avg	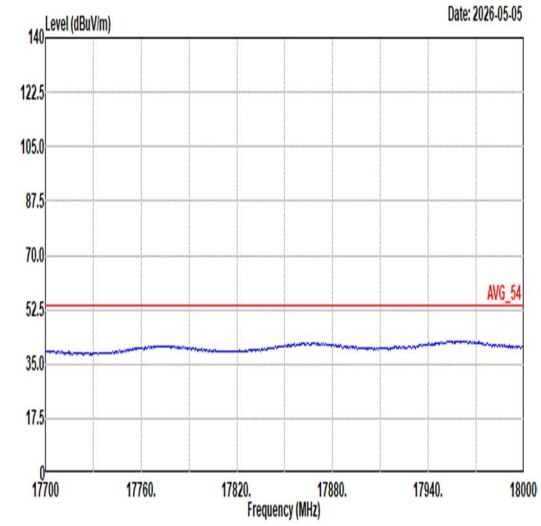 Site : 03CH15-HY Condition: AVG_54 3m 9120D-02294_250606 HORIZONTAL	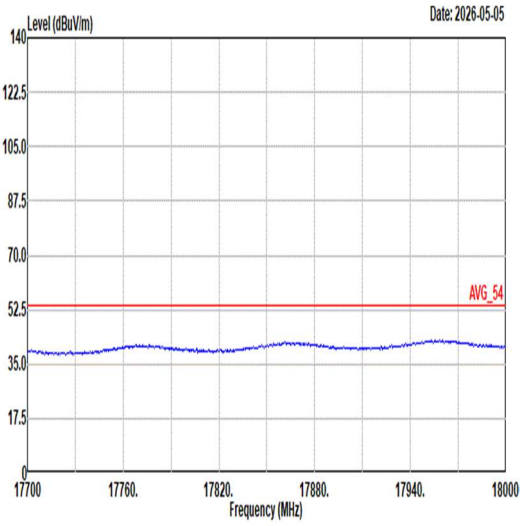 Site : 03CH15-HY Condition: AVG_54 3m 9120D-02294_250606 VERTICAL

Mode	3	
	Band Edge	
	U-NII-1_5.15-5.25_802.11be EHT20_CH36_Full RU_5180MHz	
ANT	Chain A+B	
Pol.	Horizontal	Fundamental
Peak	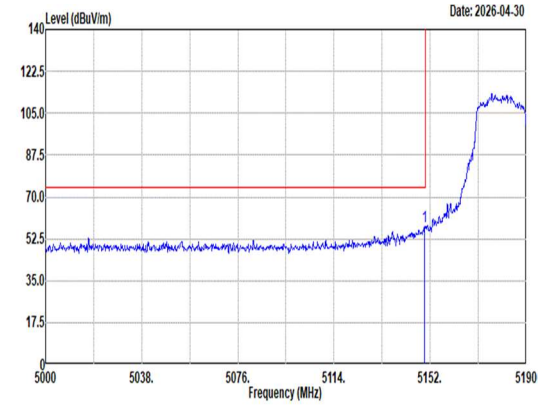 Site : 03CH15-HY Condition: PEAK_BE_74 3m 9120D-02294_250606 HORIZONTAL : RBW:1000.000kHz VBW:3000.000kHz SWT:Auto Freq Level Limit Line Margin Read Level Ant Factor Cable Loss Preamp Factor Aux Factor APos TPos Remark MHz dBuV/m dBuV/m dB dBuV dB/m dB dB dB cm deg 1 5149.72 57.35 74.00 -16.65 48.38 33.20 12.67 36.90 0.00 400 245 Peak	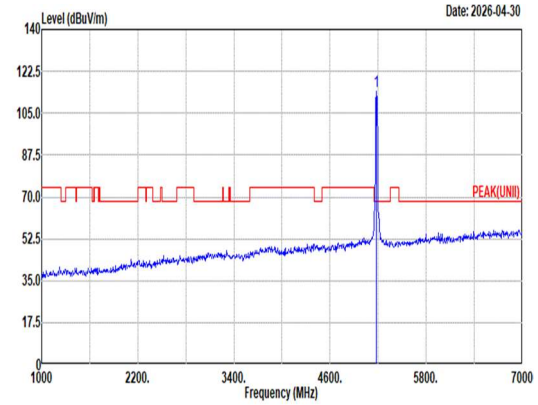 Site : 03CH15-HY Condition: PEAK(UNII) 3m 9120D-02294_250606 HORIZONTAL : RBW:1000.000kHz VBW:3000.000kHz SWT:Auto Freq Level Limit Line Margin Read Level Ant Factor Cable Loss Preamp Factor Aux Factor APos TPos Remark MHz dBuV/m dBuV/m dB dBuV dB/m dB dB dB cm deg 1 5180.00 114.03 ------ ------ 105.15 33.07 12.71 36.90 0.00 400 245 Peak
Avg	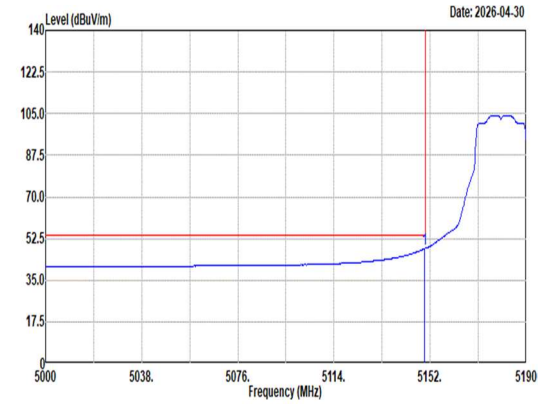 Site : 03CH15-HY Condition: AVG_BE_54 3m 9120D-02294_250606 HORIZONTAL : RBW:1000.000kHz VBW:0.010kHz SWT:Auto Freq Level Limit Line Margin Read Level Ant Factor Cable Loss Preamp Factor Aux Factor APos TPos Remark MHz dBuV/m dBuV/m dB dBuV dB/m dB dB dB cm deg 1 5149.91 48.31 54.00 -5.69 39.34 33.20 12.67 36.90 0.00 400 245 Average	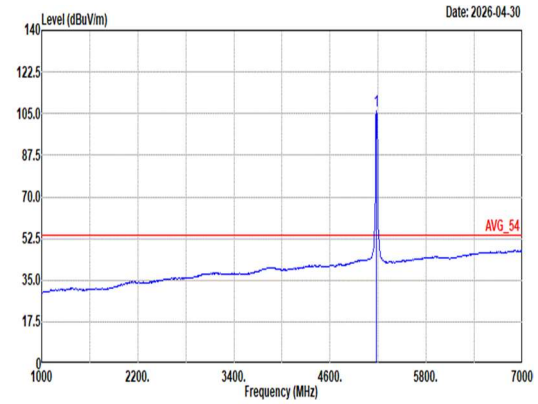 Site : 03CH15-HY Condition: AVG_54 3m 9120D-02294_250606 HORIZONTAL : RBW:1000.000kHz VBW:0.010kHz SWT:Auto Freq Level Limit Line Margin Read Level Ant Factor Cable Loss Preamp Factor Aux Factor APos TPos Remark MHz dBuV/m dBuV/m dB dBuV dB/m dB dB dB cm deg 1 5180.00 106.38 ------ ------ 97.48 33.10 12.70 36.90 0.00 400 245 Average

Mode	3	
	Band Edge	
	U-NII-1_5.15-5.25_802.11be EHT20_CH36_Full RU_5180MHz	
ANT	Chain A+B	
Pol.	Vertical	Fundamental
Peak	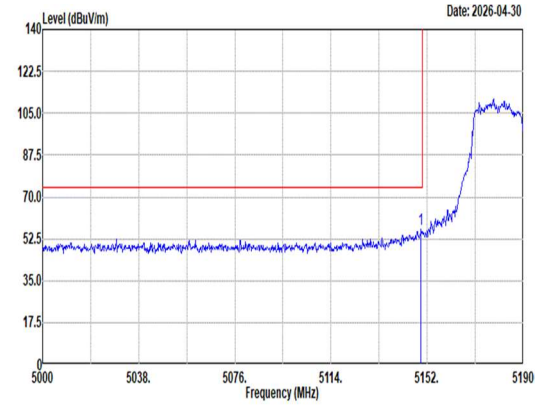 Site : 03CH15-HY Condition: PEAK_BE_74 3m 9120D-02294_250606 VERTICAL : RBW:1000.000kHz VBW:3000.000kHz SWT:Auto Freq Level Limit Line Margin Read Level Ant Factor Cable Loss Preamp Factor Aux Factor APos TPos Remark MHz dBuV/m dBuV/m dB dBuV dB/m dB dB dB cm deg 1 5149.53 56.36 74.00 -17.64 47.39 33.20 12.67 36.90 0.00 400 165 Peak	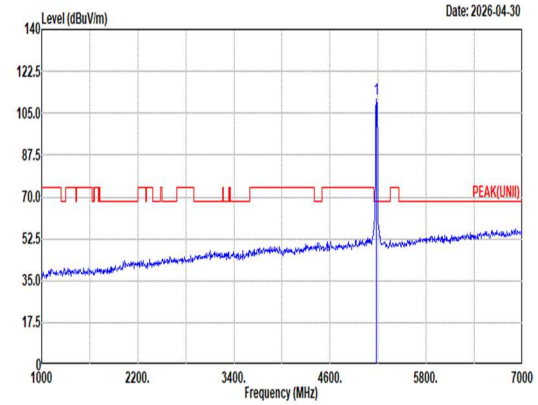 Site : 03CH15-HY Condition: PEAK(UNII) 3m 9120D-02294_250606 VERTICAL : RBW:1000.000kHz VBW:3000.000kHz SWT:Auto Freq Level Limit Line Margin Read Level Ant Factor Cable Loss Preamp Factor Aux Factor APos TPos Remark MHz dBuV/m dBuV/m dB dBuV dB/m dB dB dB cm deg 1 5180.00 110.84 ------ ------ 101.94 33.10 12.70 36.90 0.00 400 165 Peak
Avg	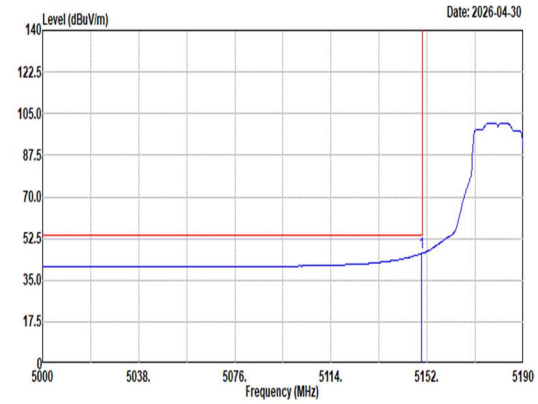 Site : 03CH15-HY Condition: AVG_BE_54 3m 9120D-02294_250606 VERTICAL : RBW:1000.000kHz VBW:0.010kHz SWT:Auto Freq Level Limit Line Margin Read Level Ant Factor Cable Loss Preamp Factor Aux Factor APos TPos Remark MHz dBuV/m dBuV/m dB dBuV dB/m dB dB dB cm deg 1 5149.91 46.26 54.00 -7.74 37.29 33.20 12.67 36.90 0.00 400 165 Average	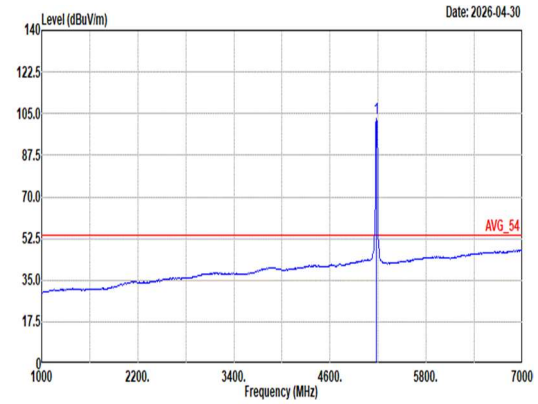 Site : 03CH15-HY Condition: AVG_54 3m 9120D-02294_250606 VERTICAL : RBW:1000.000kHz VBW:0.010kHz SWT:Auto Freq Level Limit Line Margin Read Level Ant Factor Cable Loss Preamp Factor Aux Factor APos TPos Remark MHz dBuV/m dBuV/m dB dBuV dB/m dB dB dB cm deg 1 5180.00 103.27 ------ ------ 94.37 33.10 12.70 36.90 0.00 400 165 Average

Mode	103	
	Harmonic	
	U-NII-1_5.15-5.25_802.11be EHT20_CH40_Full RU_5200MHz	
ANT	Chain A+B	
Pol.	Horizontal	Vertical
Peak Avg	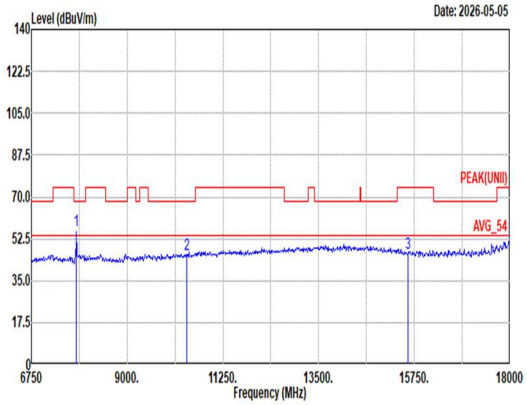 Site : 03CH15-HY Condition: PEAK(UNII) 3m 9120D-02294_250606 HORIZONTAL Freq Level Limit Line Margin Read Level Ant Factor Cable Loss Preamp Factor Aux Factor APos TPos Remark MHz dBuV/m dBuV/m dB dBuV dB/m dB dB dB cm deg 1 7800.00 56.02 68.20 -12.18 62.67 36.90 15.76 59.99 0.68 194 59 Peak 2 10400.00 45.93 68.20 -22.27 47.17 38.60 18.28 58.83 0.71 -- -- Peak 3 15600.00 46.67 74.00 -27.33 43.75 38.20 22.71 58.47 0.48 -- -- Peak	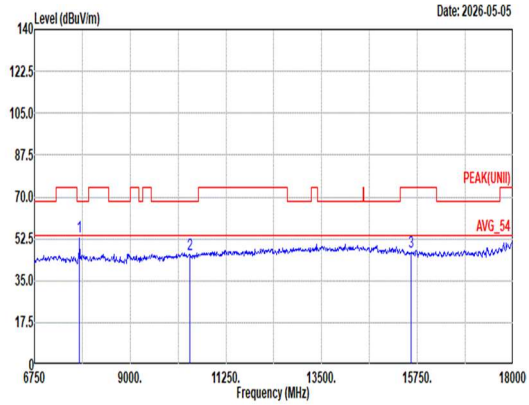 Site : 03CH15-HY Condition: PEAK(UNII) 3m 9120D-02294_250606 VERTICAL Freq Level Limit Line Margin Read Level Ant Factor Cable Loss Preamp Factor Aux Factor APos TPos Remark MHz dBuV/m dBuV/m dB dBuV dB/m dB dB dB cm deg 1 7800.00 53.31 68.20 -14.89 59.96 36.90 15.76 59.99 0.68 201 85 Peak 2 10400.00 45.87 68.20 -22.33 47.11 38.60 18.28 58.83 0.71 -- -- Peak 3 15600.00 46.85 74.00 -27.15 43.93 38.20 22.71 58.47 0.48 -- -- Peak

Mode	103	
	Harmonic	
	U-NII-1_5.15-5.25_802.11be EHT20_CH40_Full RU_5200MHz	
ANT	Chain A+B	
Pol.	Horizontal	Vertical
14.47G ~14.5G Avg	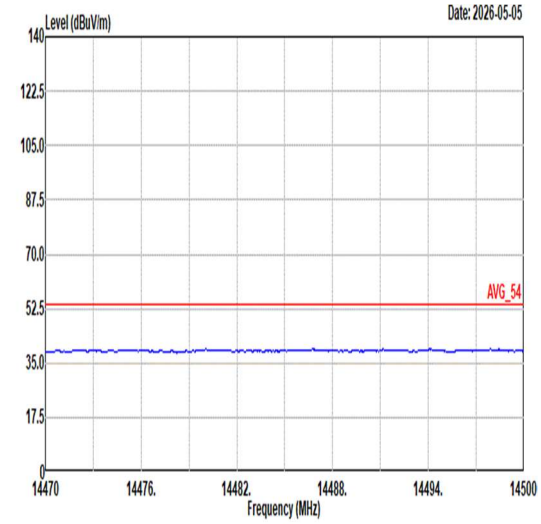 Site : 03CH15-HY Condition: AVG_54 3m 9120D-02294_250606 HORIZONTAL	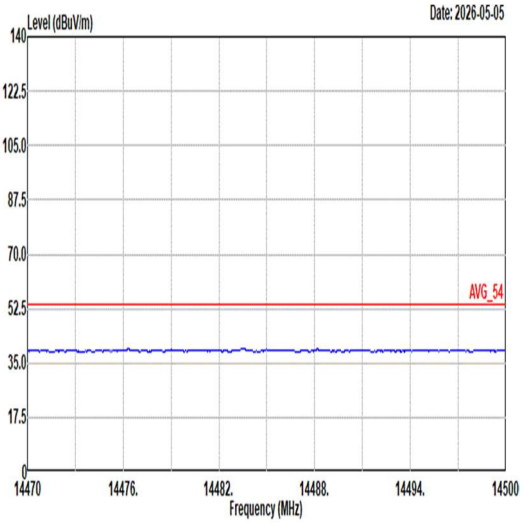 Site : 03CH15-HY Condition: AVG_54 3m 9120D-02294_250606 VERTICAL
17.7G ~18G Avg	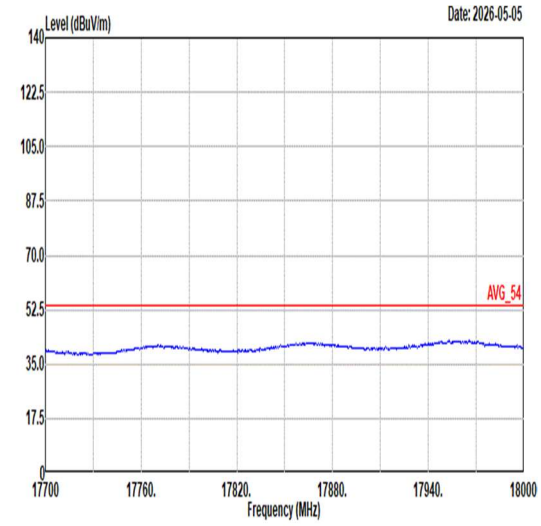 Site : 03CH15-HY Condition: AVG_54 3m 9120D-02294_250606 HORIZONTAL	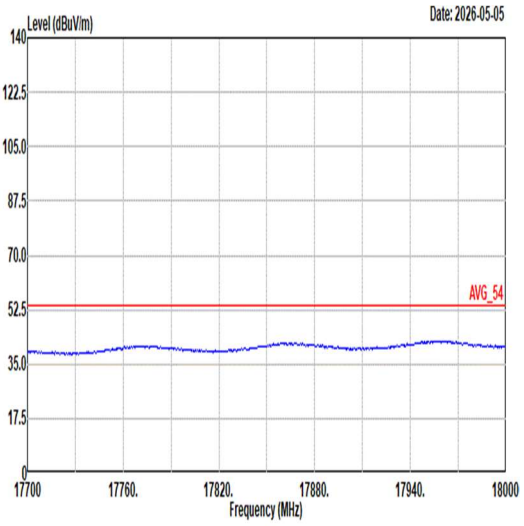 Site : 03CH15-HY Condition: AVG_54 3m 9120D-02294_250606 VERTICAL

Mode	4	
	Band Edge - L	
	U-NII-1_5.15-5.25_802.11be EHT160_CH50_Full RU_5250MHz	
ANT	Chain A+B	
Pol.	Horizontal	Fundamental
Peak	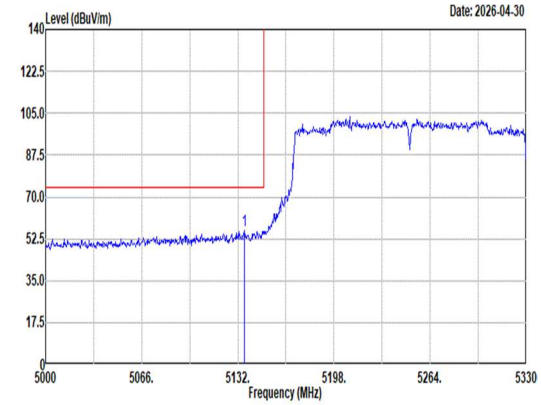 Site : 03CH15-HY Condition: PEAK_BE_74 3m 9120D-02294_250606 HORIZONTAL : RBW:1000.000kHz VBW:3000.000kHz SWT:Auto Freq Level Limit Line Margin Read Level Ant Factor Cable Loss Preamp Factor Aux Factor APos TPos Remark MHz dBuV/m dBuV/m dB dBuV dB/m dB dB dB cm deg 1 5136.62 56.18 74.00 -17.82 47.28 33.15 12.65 36.90 0.00 379 248 Peak	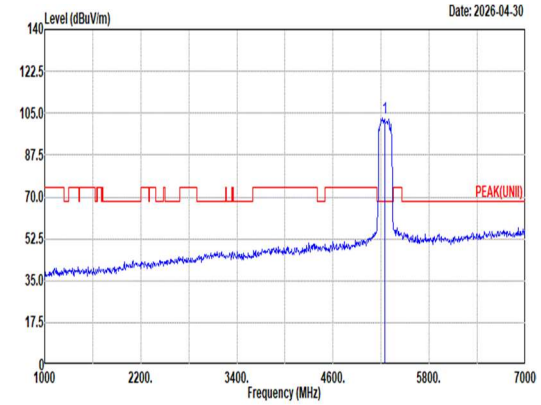 Site : 03CH15-HY Condition: PEAK(UNII) 3m 9120D-02294_250606 HORIZONTAL : RBW:1000.000kHz VBW:3000.000kHz SWT:Auto Freq Level Limit Line Margin Read Level Ant Factor Cable Loss Preamp Factor Aux Factor APos TPos Remark MHz dBuV/m dBuV/m dB dBuV dB/m dB dB dB cm deg 1 5250.00 103.09 ------ ------ 94.27 32.96 12.76 36.90 0.00 379 248 Peak
Avg	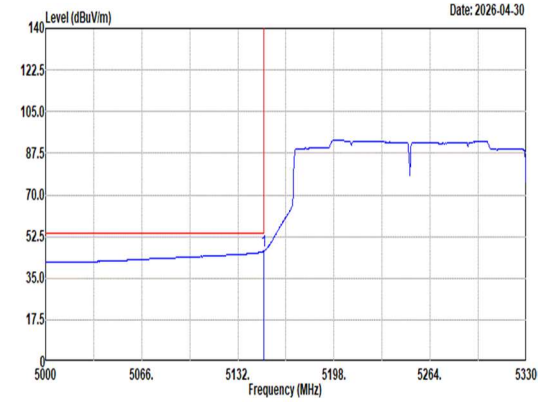 Site : 03CH15-HY Condition: AVG_BE_54 3m 9120D-02294_250606 HORIZONTAL : RBW:1000.000kHz VBW:0.010kHz SWT:Auto Freq Level Limit Line Margin Read Level Ant Factor Cable Loss Preamp Factor Aux Factor APos TPos Remark MHz dBuV/m dBuV/m dB dBuV dB/m dB dB dB cm deg 1 5149.82 46.38 54.00 -7.62 37.41 33.20 12.67 36.90 0.00 379 248 Average	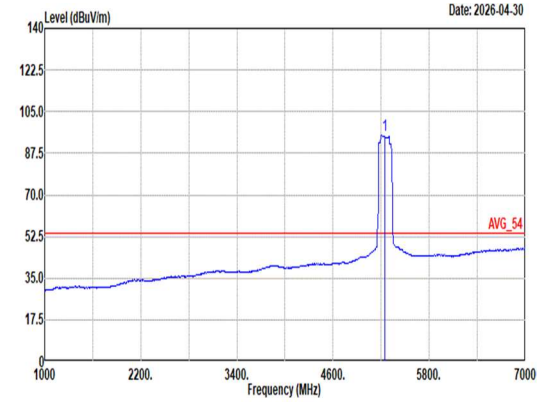 Site : 03CH15-HY Condition: AVG_54 3m 9120D-02294_250606 HORIZONTAL : RBW:1000.000kHz VBW:0.010kHz SWT:Auto Freq Level Limit Line Margin Read Level Ant Factor Cable Loss Preamp Factor Aux Factor APos TPos Remark MHz dBuV/m dBuV/m dB dBuV dB/m dB dB dB cm deg 1 5250.00 95.16 ------ ------ 86.33 33.00 12.73 36.90 0.00 379 248 Average

Mode	4	
	Band Edge - R	
	U-NII-1_5.15-5.25_802.11be EHT160_CH50_Full RU_5250MHz	
ANT	Chain A+B	
Pol.	Horizontal	Fundamental
Peak	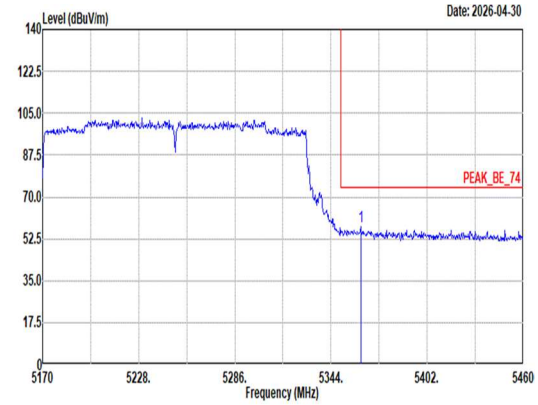 Site : 03CH15-HY Condition: PEAK_BE_74 3m 9120D-02294_250606 HORIZONTAL : RBW:1000.000kHz VBW:3000.000kHz SWT:Auto Limit Read Ant Cable Preamp Aux APos TPos Freq Level Line Margin Level Factor Loss Factor Factor Remark MHz dBuV/m dBuV/m dB dBuV dB/m dB dB dB cm deg 1 5361.98 57.38 74.00 -16.62 48.39 32.88 13.01 36.90 0.00 379 248 Peak	Blank
Avg	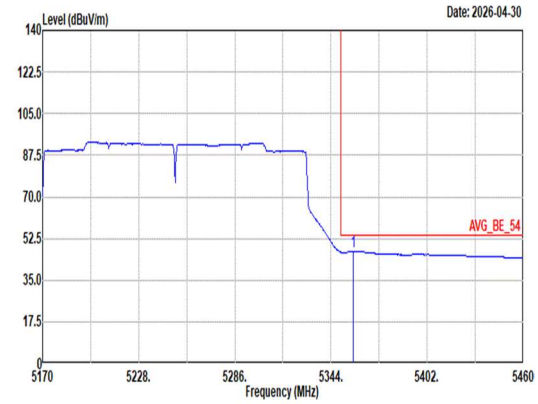 Site : 03CH15-HY Condition: AVG_BE_54 3m 9120D-02294_250606 HORIZONTAL : RBW:1000.000kHz VBW:0.010kHz SWT:Auto Limit Read Ant Cable Preamp Aux APos TPos Freq Level Line Margin Level Factor Loss Factor Factor Remark MHz dBuV/m dBuV/m dB dBuV dB/m dB dB dB cm deg 1 5357.63 47.13 54.00 -6.87 38.15 32.88 13.00 36.90 0.00 379 248 Average	Blank

Mode	4	
	Band Edge - L	
	U-NII-1_5.15-5.25_802.11be EHT160_CH50_Full RU_5250MHz	
ANT	Chain A+B	
Pol.	Vertical	Fundamental
Peak	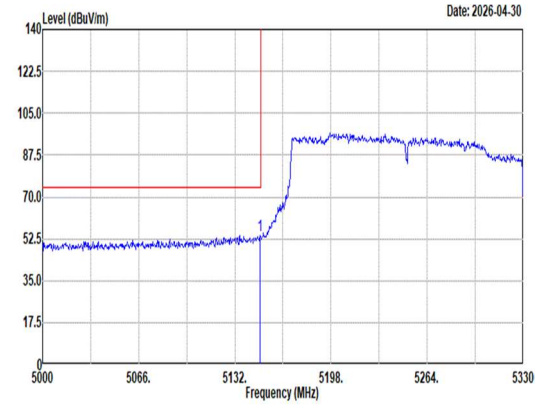 Site : 03CH15-HY Condition: PEAK_BE_74 3m 9120D-02294_250606 VERTICAL : RBW:1000.000kHz VBW:3000.000kHz SWT:Auto Freq Level Limit Line Margin Read Level Ant Factor Cable Loss Preamp Factor Aux Factor APos TPos Remark MHz dBuV/m dBuV/m dB dBuV dB/m dB dB dB cm deg 1 5149.16 53.95 74.00 -20.05 44.98 33.20 12.67 36.90 0.00 400 165 Peak	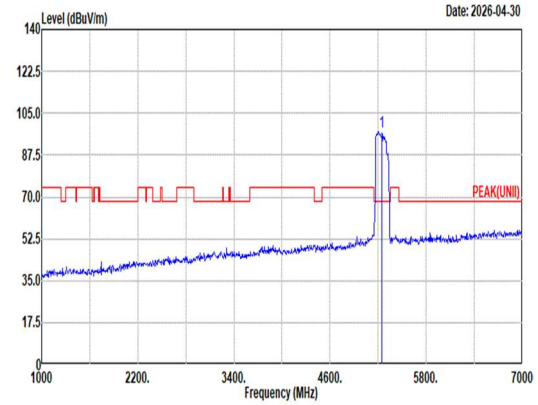 Site : 03CH15-HY Condition: PEAK(UNII) 3m 9120D-02294_250606 VERTICAL : RBW:1000.000kHz VBW:3000.000kHz SWT:Auto Freq Level Limit Line Margin Read Level Ant Factor Cable Loss Preamp Factor Aux Factor APos TPos Remark MHz dBuV/m dBuV/m dB dBuV dB/m dB dB dB cm deg 1 5250.00 97.33 ------ ------ 88.50 33.00 12.73 36.90 0.00 400 165 Peak
Avg	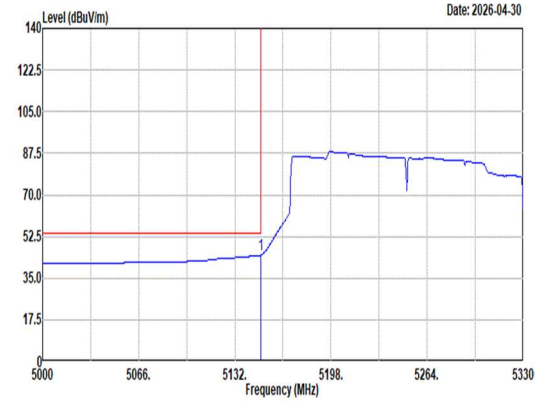 Site : 03CH15-HY Condition: AVG_BE_54 3m 9120D-02294_250606 VERTICAL : RBW:1000.000kHz VBW:0.010kHz SWT:Auto Freq Level Limit Line Margin Read Level Ant Factor Cable Loss Preamp Factor Aux Factor APos TPos Remark MHz dBuV/m dBuV/m dB dBuV dB/m dB dB dB cm deg 1 5149.82 44.72 54.00 -9.28 35.75 33.20 12.67 36.90 0.00 400 165 Average	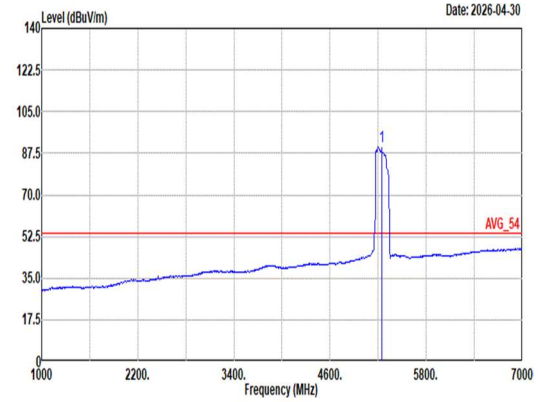 Site : 03CH15-HY Condition: AVG_54 3m 9120D-02294_250606 VERTICAL : RBW:1000.000kHz VBW:0.010kHz SWT:Auto Freq Level Limit Line Margin Read Level Ant Factor Cable Loss Preamp Factor Aux Factor APos TPos Remark MHz dBuV/m dBuV/m dB dBuV dB/m dB dB dB cm deg 1 5250.00 90.26 ------ ------ 81.42 33.02 12.72 36.90 0.00 400 165 Average

Mode	4	
	Band Edge - R	
	U-NII-1_5.15-5.25_802.11be EHT160_CH50_Full RU_5250MHz	
ANT	Chain A+B	
Pol.	Vertical	Fundamental
Peak	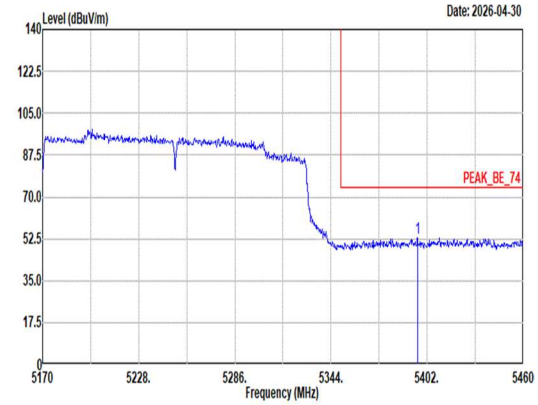 Site : 03CH15-HY Condition: PEAK_BE_74 3m 9120D-02294_250606 VERTICAL : RBW:1000.000kHz VBW:3000.000kHz SWT:Auto Limit Read Ant Cable Preamp Aux APos TPos Freq Level Line Margin Level Factor Loss Factor Factor Remark MHz dBuV/m dBuV/m dB dBuV dB/m dB dB dB cm deg 1 5396.20 52.88 74.00 -21.12 43.91 32.81 13.06 36.90 0.00 400 165 Peak	Blank
Avg	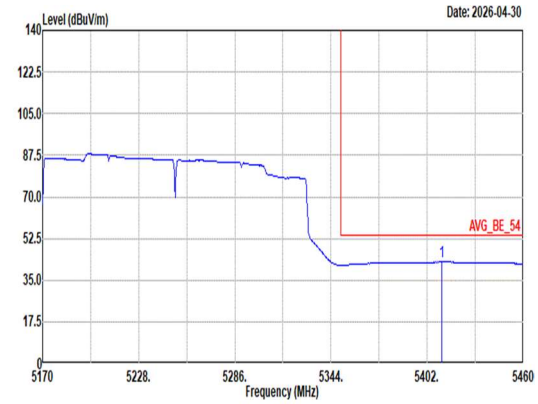 Site : 03CH15-HY Condition: AVG_BE_54 3m 9120D-02294_250606 VERTICAL : RBW:1000.000kHz VBW:0.010kHz SWT:Auto Limit Read Ant Cable Preamp Aux APos TPos Freq Level Line Margin Level Factor Loss Factor Factor Remark MHz dBuV/m dBuV/m dB dBuV dB/m dB dB dB cm deg 1 5410.99 42.59 54.00 -11.41 33.61 32.80 13.08 36.90 0.00 400 165 Average	Blank

Mode	107	
	Harmonic	
	U-NII-2A_5.25-5.35_802.11be EHT20_CH56_Full RU_5280MHz	
ANT	Chain A+B	
Pol.	Horizontal	Vertical
Peak Avg	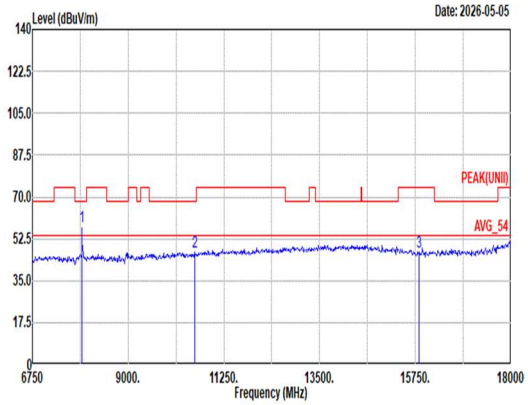 Site : 03CH15-HY Condition: PEAK(UNII) 3m 9120D-02294_250606 HORIZONTAL Freq Level Limit Line Margin Read Level Ant Factor Cable Loss Preamp Factor Aux Factor APos TPos Remark MHz dBuV/m dBuV/m dB dBuV dB/m dB dB dB cm deg 1 7920.00 57.58 68.20 -10.62 63.93 37.10 15.88 60.08 0.75 161 87 Peak 2 10560.00 46.82 68.20 -21.38 47.57 38.88 18.44 58.76 0.69 -- -- Peak 3 15840.00 47.18 74.00 -26.82 44.55 37.88 22.88 58.60 0.47 -- -- Peak	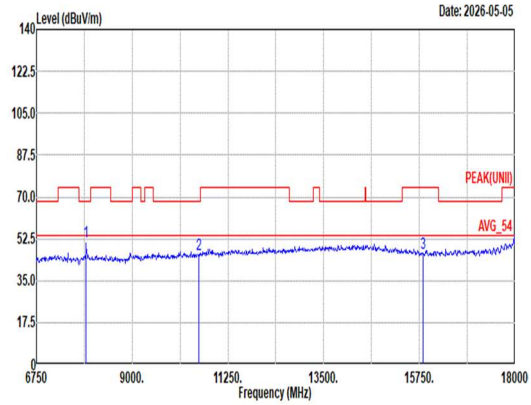 Site : 03CH15-HY Condition: PEAK(UNII) 3m 9120D-02294_250606 VERTICAL Freq Level Limit Line Margin Read Level Ant Factor Cable Loss Preamp Factor Aux Factor APos TPos Remark MHz dBuV/m dBuV/m dB dBuV dB/m dB dB dB cm deg 1 7920.00 51.26 68.20 -16.94 57.61 37.10 15.88 60.08 0.75 200 71 Peak 2 10560.00 45.79 68.20 -22.41 46.54 38.88 18.44 58.76 0.69 -- -- Peak 3 15840.00 46.53 74.00 -27.47 43.90 37.88 22.88 58.60 0.47 -- -- Peak

Mode	107	
	Harmonic	
	U-NII-2A_5.25-5.35_802.11be EHT20_CH56_Full RU_5280MHz	
ANT	Chain A+B	
Pol.	Horizontal	Vertical
14.47G ~14.5G Avg	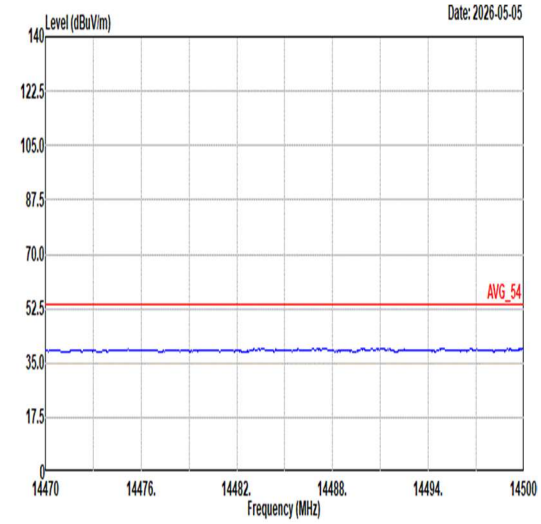 Site : 03CH15-HY Condition: AVG_54 3m 9120D-02294_250606 HORIZONTAL	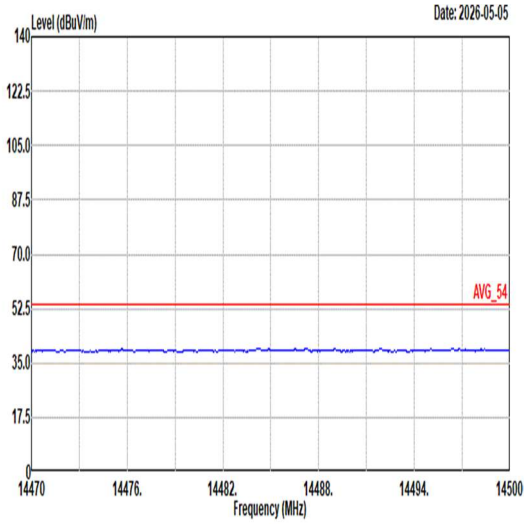 Site : 03CH15-HY Condition: AVG_54 3m 9120D-02294_250606 VERTICAL
17.7G ~18G Avg	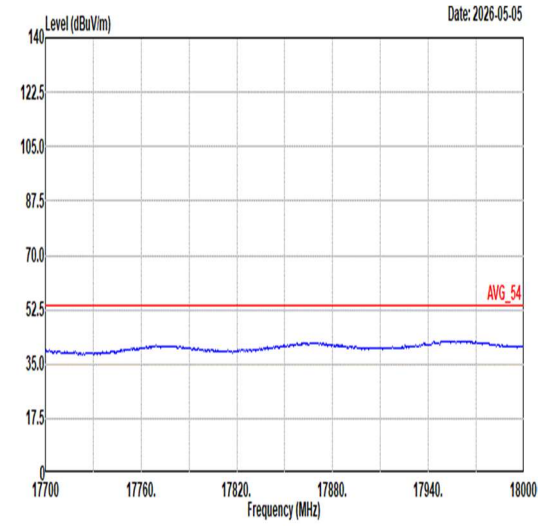 Site : 03CH15-HY Condition: AVG_54 3m 9120D-02294_250606 HORIZONTAL	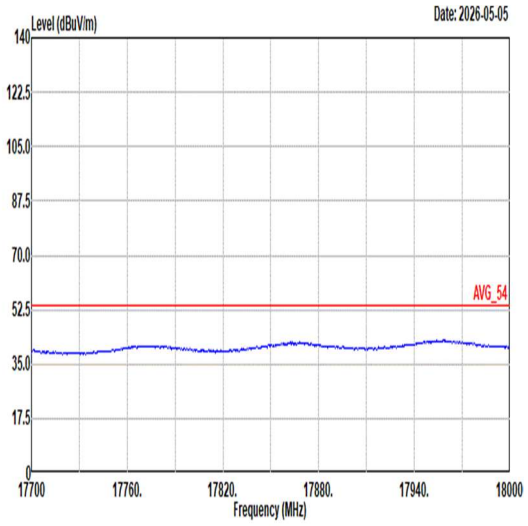 Site : 03CH15-HY Condition: AVG_54 3m 9120D-02294_250606 VERTICAL

Mode	7	
	Band Edge	
	U-NII-2A_5.25-5.35_802.11be EHT20_CH64_Full RU_5320MHz	
ANT	Chain A+B	
Pol.	Horizontal	Fundamental
Peak	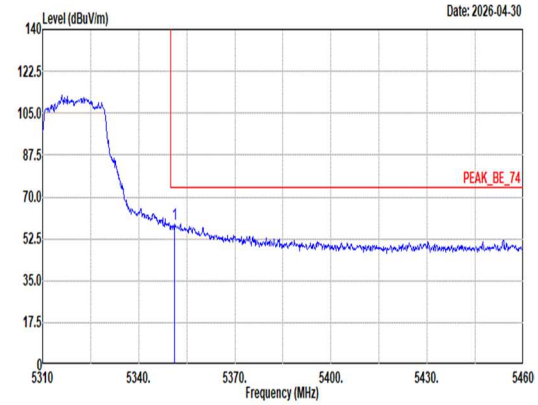 Site : 03CH15-HY Condition: PEAK_BE_74 3m 9120D-02294_250606 HORIZONTAL : RBW:1000.000kHz VBW:3000.000kHz SWT:Auto Freq Level Limit Line Margin Read Level Ant Factor Cable Loss Preamp Factor Aux Factor APos TPos Remark MHz dBuV/m dBuV/m dB dBuV dB/m dB dB dB cm deg 1 5351.25 58.84 74.00 -15.16 49.85 32.90 12.99 36.90 0.00 400 243 Peak	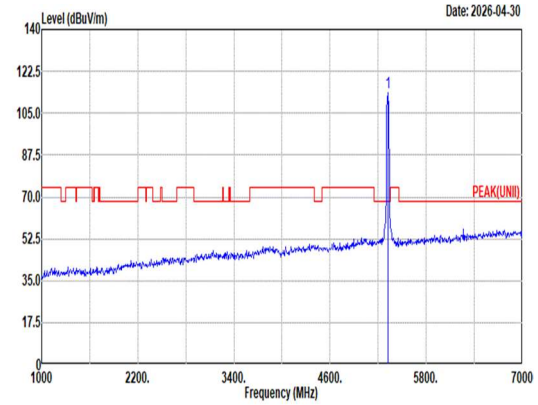 Site : 03CH15-HY Condition: PEAK(UNII) 3m 9120D-02294_250606 HORIZONTAL : RBW:1000.000kHz VBW:3000.000kHz SWT:Auto Freq Level Limit Line Margin Read Level Ant Factor Cable Loss Preamp Factor Aux Factor APos TPos Remark MHz dBuV/m dBuV/m dB dBuV dB/m dB dB dB cm deg 1 5320.00 113.62 ------ ------ 104.75 32.84 12.93 36.90 0.00 400 243 Peak
Avg	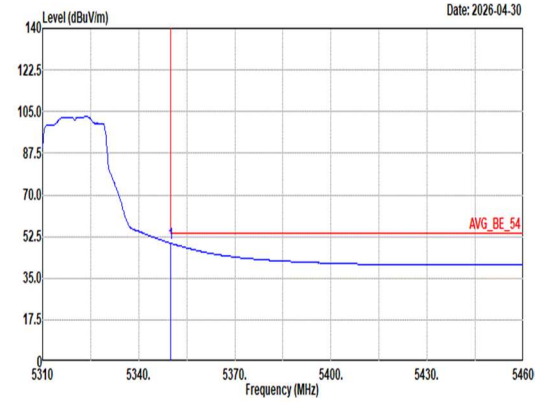 Site : 03CH15-HY Condition: AVG_BE_54 3m 9120D-02294_250606 HORIZONTAL : RBW:1000.000kHz VBW:0.010kHz SWT:Auto Freq Level Limit Line Margin Read Level Ant Factor Cable Loss Preamp Factor Aux Factor APos TPos Remark MHz dBuV/m dBuV/m dB dBuV dB/m dB dB dB cm deg 1 5350.05 49.62 54.00 -4.38 40.63 32.90 12.99 36.90 0.00 400 243 Average	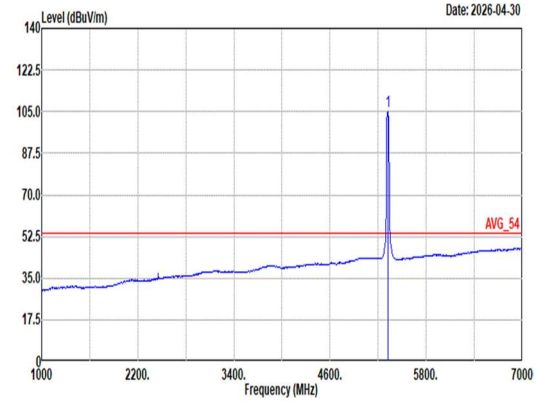 Site : 03CH15-HY Condition: AVG_54 3m 9120D-02294_250606 HORIZONTAL : RBW:1000.000kHz VBW:0.010kHz SWT:Auto Freq Level Limit Line Margin Read Level Ant Factor Cable Loss Preamp Factor Aux Factor APos TPos Remark MHz dBuV/m dBuV/m dB dBuV dB/m dB dB dB cm deg 1 5320.00 105.09 ------ ------ 96.20 32.85 12.94 36.90 0.00 400 243 Average

Mode	7	
	Band Edge	
	U-NII-2A_5.25-5.35_802.11be EHT20_CH64_Full RU_5320MHz	
ANT	Chain A+B	
Pol.	Vertical	Fundamental
Peak	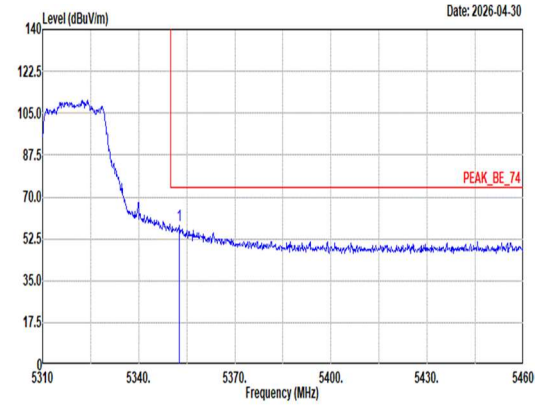 Site : 03CH15-HY Condition: PEAK_BE_74 3m 9120D-02294_250606 VERTICAL : RBW:1000.000kHz VBW:3000.000kHz SWT:Auto Freq Level Limit Line Margin Read Level Ant Factor Cable Loss Preamp Factor Aux Factor APos TPos Remark MHz dBuV/m dBuV/m dB dBuV dB/m dB dB dB cm deg 1 5352.75 58.23 74.00 -15.77 49.25 32.89 12.99 36.90 0.00 393 188 Peak	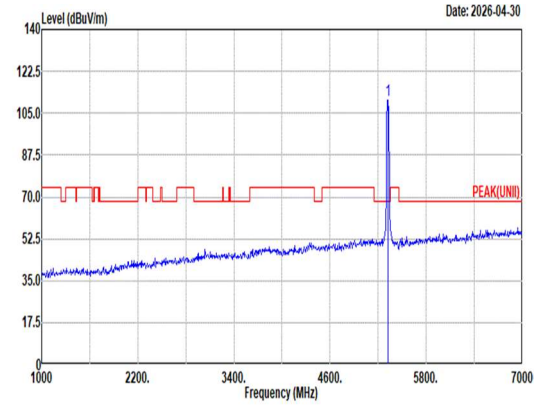 Site : 03CH15-HY Condition: PEAK(UNII) 3m 9120D-02294_250606 VERTICAL : RBW:1000.000kHz VBW:3000.000kHz SWT:Auto Freq Level Limit Line Margin Read Level Ant Factor Cable Loss Preamp Factor Aux Factor APos TPos Remark MHz dBuV/m dBuV/m dB dBuV dB/m dB dB dB cm deg 1 5320.00 110.68 ------ ------ 101.79 32.85 12.94 36.90 0.00 393 188 Peak
Avg	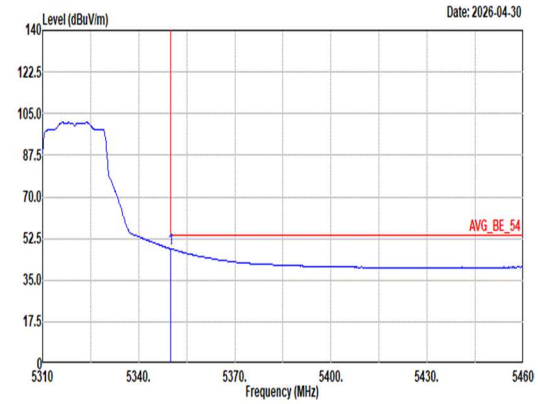 Site : 03CH15-HY Condition: AVG_BE_54 3m 9120D-02294_250606 VERTICAL : RBW:1000.000kHz VBW:0.010kHz SWT:Auto Freq Level Limit Line Margin Read Level Ant Factor Cable Loss Preamp Factor Aux Factor APos TPos Remark MHz dBuV/m dBuV/m dB dBuV dB/m dB dB dB cm deg 1 5350.05 48.17 54.00 -5.83 39.18 32.90 12.99 36.90 0.00 393 188 Average	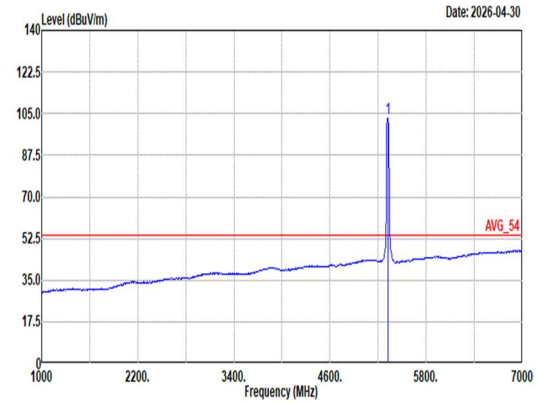 Site : 03CH15-HY Condition: AVG_54 3m 9120D-02294_250606 VERTICAL : RBW:1000.000kHz VBW:0.010kHz SWT:Auto Freq Level Limit Line Margin Read Level Ant Factor Cable Loss Preamp Factor Aux Factor APos TPos Remark MHz dBuV/m dBuV/m dB dBuV dB/m dB dB dB cm deg 1 5320.00 103.24 ------ ------ 94.39 32.83 12.92 36.90 0.00 393 188 Average

Mode	110	
	Harmonic	
	U-NII-2C_5.47-5.725_802.11be EHT20_CH120_Full RU_5600MHz	
ANT	Chain A+B	
Pol.	Horizontal	Vertical
Peak Avg	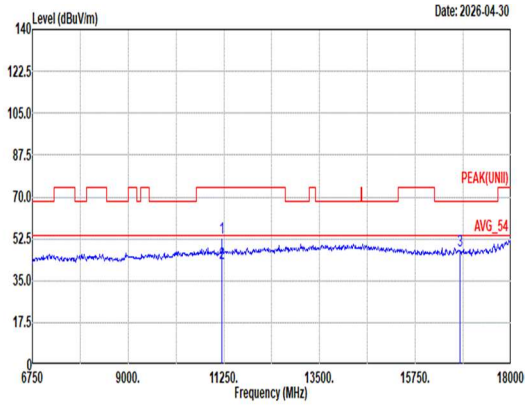 Site : 03CH15-HY Condition: PEAK(UNII) 3m 9120D-02294_250606 HORIZONTAL Freq Level Limit Line Margin Read Level Ant Factor Cable Loss Preamp Factor Aux Factor APos TPos Remark MHz dBuV/m dBuV/m dB dBuV dB/m dB dB dB cm deg 1 11200.00 52.87 74.00 -21.13 52.64 38.80 19.06 58.25 0.62 300 64 Peak 2 11200.00 42.42 54.00 -11.58 42.19 38.80 19.06 58.25 0.62 300 64 Average 3 16800.00 47.60 68.20 -20.60 45.01 38.20 23.59 59.65 0.45 -- -- Peak	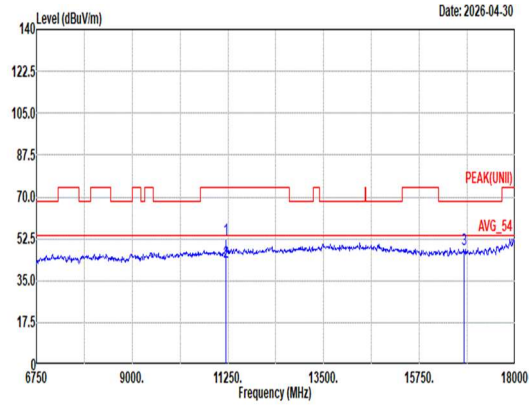 Site : 03CH15-HY Condition: PEAK(UNII) 3m 9120D-02294_250606 VERTICAL Freq Level Limit Line Margin Read Level Ant Factor Cable Loss Preamp Factor Aux Factor APos TPos Remark MHz dBuV/m dBuV/m dB dBuV dB/m dB dB dB cm deg 1 11200.00 52.42 74.00 -21.58 52.19 38.80 19.06 58.25 0.62 200 28 Peak 2 11200.00 42.83 54.00 -11.17 42.60 38.80 19.06 58.25 0.62 200 28 Average 3 16800.00 47.83 68.20 -20.37 45.24 38.20 23.59 59.65 0.45 -- -- Peak

Mode	110	
	Harmonic	
	U-NII-2C_5.47-5.725_802.11be EHT20_CH120_Full RU_5600MHz	
ANT	Chain A+B	
Pol.	Horizontal	Vertical
14.47G ~14.5G Avg	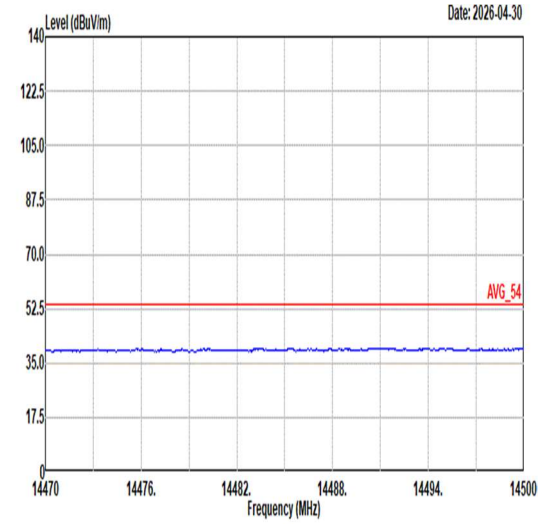 Site : 03CH15-HY Condition: AVG_54 3m 9120D-02294_250606 HORIZONTAL	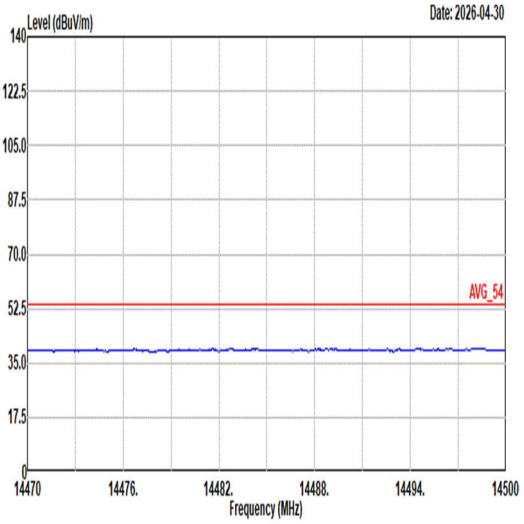 Site : 03CH15-HY Condition: AVG_54 3m 9120D-02294_250606 VERTICAL
17.7G ~18G Avg	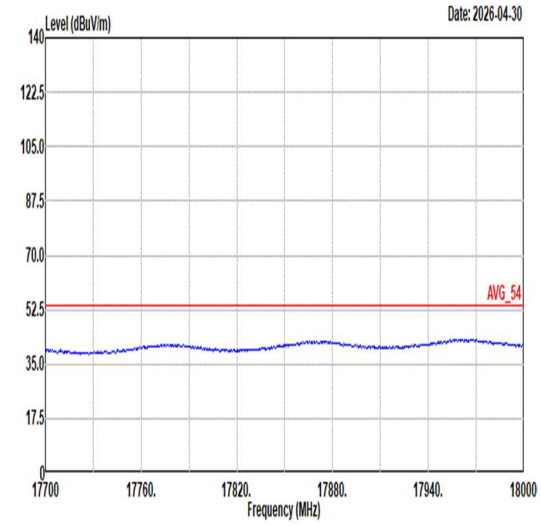 Site : 03CH15-HY Condition: AVG_54 3m 9120D-02294_250606 HORIZONTAL	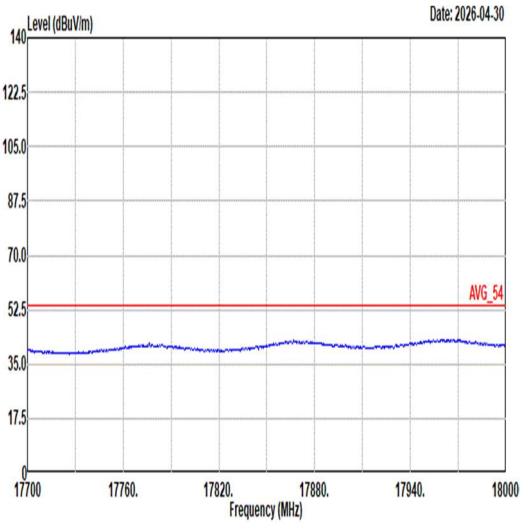 Site : 03CH15-HY Condition: AVG_54 3m 9120D-02294_250606 VERTICAL

Mode	10	
	Band Edge	
	U-NII-2C_5.47-5.725_802.11be EHT20_CH140_Full RU_5700MHz	
ANT	Chain A+B	
Pol.	Horizontal	Fundamental
Peak	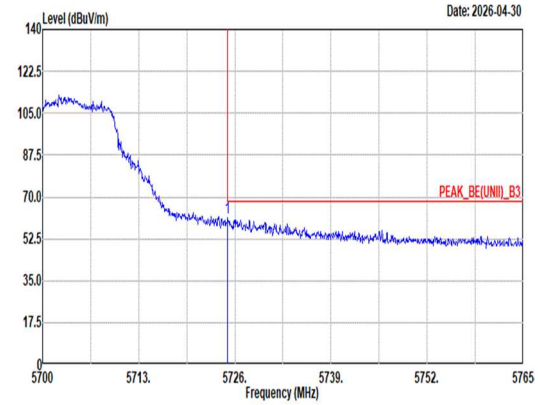 Site : 03CH15-HY Condition: PEAK_BE(UNII)_B3 3m 9120D-02294_250606 HORIZONTAL : RBW:1000.000kHz VBW:3000.000kHz SWT:Auto Freq Level Limit Line Margin Read Level Ant Factor Cable Loss Preamp Factor Aux Factor APos TPos Remark MHz dBuV/m dBuV/m dB dBuV dB/m dB dB dB cm deg 1 5725.03 61.54 68.20 -6.66 51.24 33.80 13.36 36.86 0.00 300 93 Peak	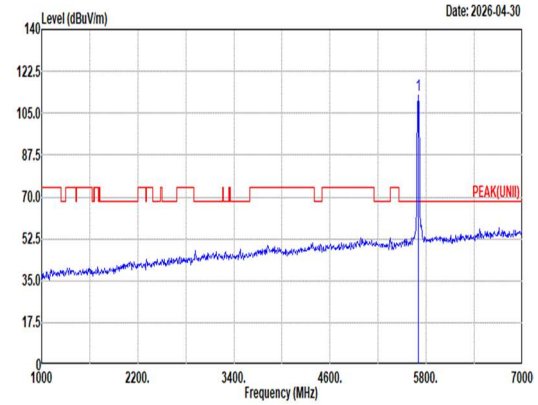 Site : 03CH15-HY Condition: PEAK(UNII) 3m 9120D-02294_250606 HORIZONTAL : RBW:1000.000kHz VBW:3000.000kHz SWT:Auto Freq Level Limit Line Margin Read Level Ant Factor Cable Loss Preamp Factor Aux Factor APos TPos Remark MHz dBuV/m dBuV/m dB dBuV dB/m dB dB dB cm deg 1 5700.00 112.39 ------ ------ 102.20 33.72 13.33 36.86 0.00 300 93 Peak
Avg	Blank	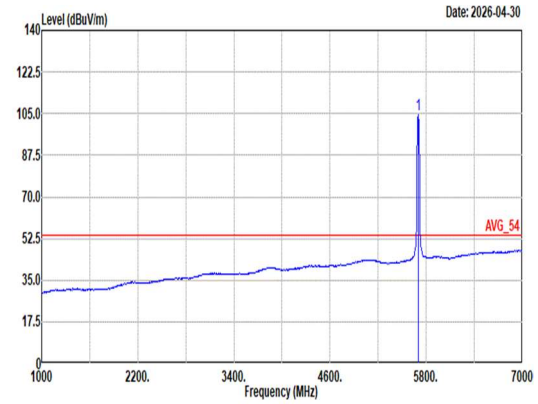 Site : 03CH15-HY Condition: AVG_54 3m 9120D-02294_250606 HORIZONTAL : RBW:1000.000kHz VBW:0.010kHz SWT:Auto Freq Level Limit Line Margin Read Level Ant Factor Cable Loss Preamp Factor Aux Factor APos TPos Remark MHz dBuV/m dBuV/m dB dBuV dB/m dB dB dB cm deg 1 5700.00 104.42 ------ ------ 94.23 33.72 13.33 36.86 0.00 300 93 Average

Mode	10	
	Band Edge	
	U-NII-2C_5.47-5.725_802.11be EHT20_CH140_Full RU_5700MHz	
ANT	Chain A+B	
Pol.	Vertical	Fundamental
Peak	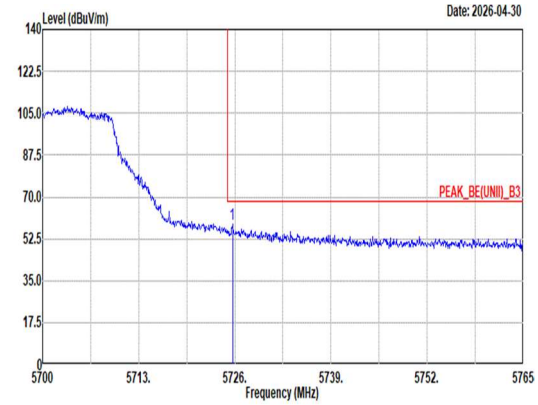 Site : 03CH15-HY Condition: PEAK_BE(UNII)_B3 3m 9120D-02294_250606 VERTICAL : RBW:1000.000kHz VBW:3000.000kHz SWT:Auto Freq Level Limit Line Margin Read Level Ant Factor Cable Loss Preamp Factor Aux Factor APos TPos Remark MHz dBuV/m dBuV/m dB dBuV dB/m dB dB dB cm deg 1 5725.68 58.61 68.20 -9.59 48.31 33.80 13.36 36.86 0.00 400 160 Peak	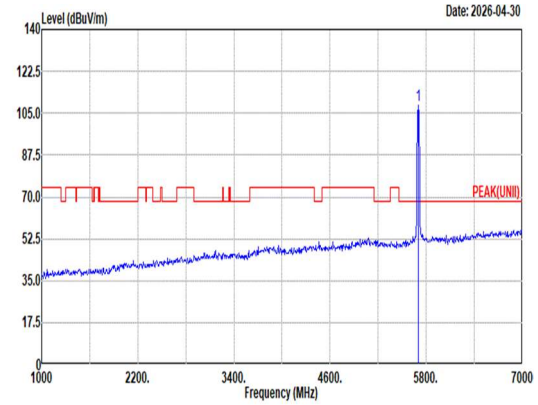 Site : 03CH15-HY Condition: PEAK(UNII) 3m 9120D-02294_250606 VERTICAL : RBW:1000.000kHz VBW:3000.000kHz SWT:Auto Freq Level Limit Line Margin Read Level Ant Factor Cable Loss Preamp Factor Aux Factor APos TPos Remark MHz dBuV/m dBuV/m dB dBuV dB/m dB dB dB cm deg 1 5700.00 108.22 ------ ------ 98.03 33.72 13.33 36.86 0.00 400 160 Peak
Avg	Blank	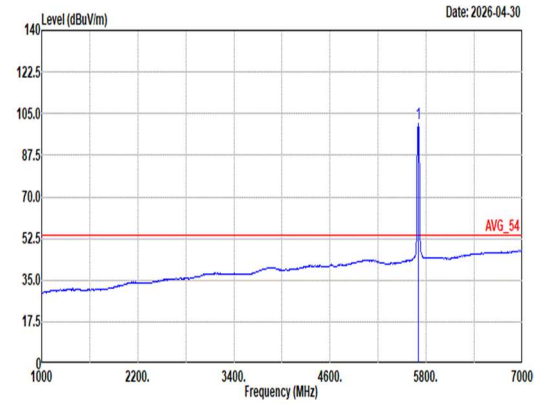 Site : 03CH15-HY Condition: AVG_54 3m 9120D-02294_250606 VERTICAL : RBW:1000.000kHz VBW:0.010kHz SWT:Auto Freq Level Limit Line Margin Read Level Ant Factor Cable Loss Preamp Factor Aux Factor APos TPos Remark MHz dBuV/m dBuV/m dB dBuV dB/m dB dB dB cm deg 1 5700.00 100.93 ------ ------ 90.74 33.72 13.33 36.86 0.00 400 160 Average

Mode	11	
	Band Edge - L	
	U-NII-2C_5.47-5.725_802.11be EHT160_CH114_Full RU_5580MHz	
ANT	Chain A+B	
Pol.	Horizontal	Fundamental
Peak	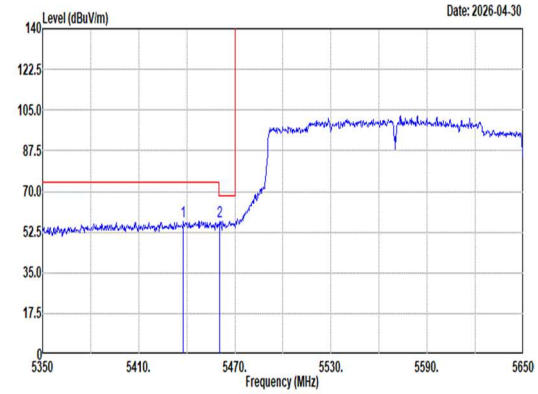 Site : 03CH15-HY Condition: PEAK_BE(UNII)_B3 3m 9120D-02294_250606 HORIZONTAL : RBW:1000.000kHz VBW:3000.000kHz SWT:Auto Freq Level Limit Line Margin Read Level Ant Factor Cable Loss Preamp Factor Aux Factor APos TPos Remark MHz dBuV/m dBuV/m dB dBuV dB/m dB dB dB cm deg 1 5437.90 57.07 74.00 -16.93 48.08 32.80 13.09 36.90 0.00 400 241 Peak 2 5460.70 56.96 68.20 -11.24 47.94 32.82 13.10 36.90 0.00 400 241 Peak	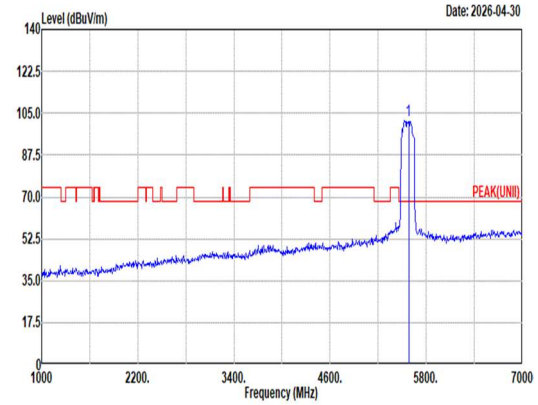 Site : 03CH15-HY Condition: PEAK(UNII) 3m 9120D-02294_250606 HORIZONTAL : RBW:1000.000kHz VBW:3000.000kHz SWT:Auto Freq Level Limit Line Margin Read Level Ant Factor Cable Loss Preamp Factor Aux Factor APos TPos Remark MHz dBuV/m dBuV/m dB dBuV dB/m dB dB dB cm deg 1 5580.00 101.72 ------ ------ 92.51 32.96 13.14 36.89 0.00 400 241 Peak
Avg	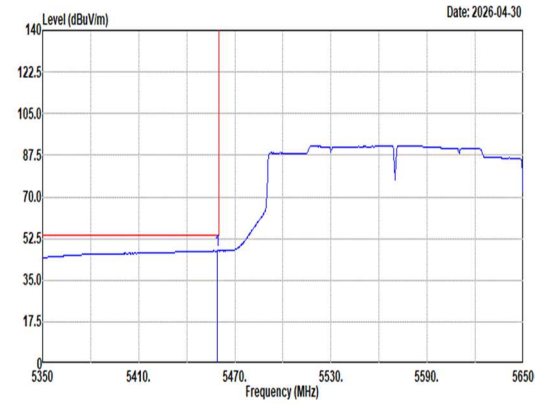 Site : 03CH15-HY Condition: AVG_BE(UNII)_B3 3m 9120D-02294_250606 HORIZONTAL : RBW:1000.000kHz VBW:0.010kHz SWT:Auto Freq Level Limit Line Margin Read Level Ant Factor Cable Loss Preamp Factor Aux Factor APos TPos Remark MHz dBuV/m dBuV/m dB dBuV dB/m dB dB dB cm deg 1 5458.90 47.32 54.00 -6.68 38.30 32.82 13.10 36.90 0.00 400 241 Average	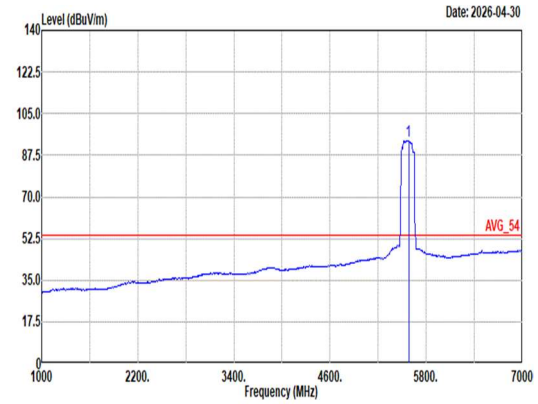 Site : 03CH15-HY Condition: AVG_54 3m 9120D-02294_250606 HORIZONTAL : RBW:1000.000kHz VBW:0.010kHz SWT:Auto Freq Level Limit Line Margin Read Level Ant Factor Cable Loss Preamp Factor Aux Factor APos TPos Remark MHz dBuV/m dBuV/m dB dBuV dB/m dB dB dB cm deg 1 5580.00 93.67 ------ ------ 84.44 32.96 13.16 36.89 0.00 400 241 Average

Mode	11	
	Band Edge - R	
	U-NII-2C_5.47-5.725_802.11be EHT160_CH114_Full RU_5580MHz	
ANT	Chain A+B	
Pol.	Horizontal	Fundamental
Peak	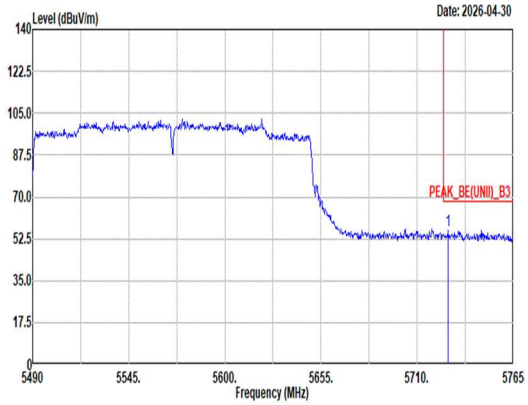 Site : 03CH15-HY Condition: PEAK_BE(UNII)_B3 3m 9120D-02294_250606 HORIZONTAL : RBW:1000.000kHz VBW:3000.000kHz SWT:Auto Freq Level Limit Line Margin Read Level Ant Factor Cable Loss Preamp Factor Aux Factor APos TPos Remark MHz dBuV/m dBuV/m dB dBuV dB/m dB dB dB cm deg 1 5727.88 56.25 68.20 -11.95 45.93 33.81 13.37 36.86 0.00 400 241 Peak	Blank

Mode	11	
	Band Edge - L	
	U-NII-2C_5.47-5.725_802.11be EHT160_CH114_Full RU_5580MHz	
ANT	Chain A+B	
Pol.	Vertical	Fundamental
Peak	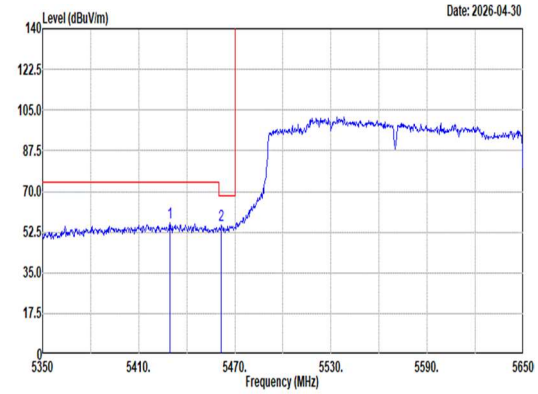 Site : 03CH15-HY Condition: PEAK_BE(UNII)_B3 3m 9120D-02294_250606 VERTICAL : RBW:1000.000kHz VBW:3000.000kHz SWT:Auto Freq Level Limit Line Margin Read Level Ant Factor Cable Loss Preamp Factor Aux Factor APos TPos Remark MHz dBuV/m dBuV/m dB dBuV dB/m dB dB dB cm deg 1 5429.50 56.31 74.00 -17.69 47.32 32.80 13.09 36.90 0.00 384 192 Peak 2 5461.60 55.35 68.20 -12.85 46.33 32.82 13.10 36.90 0.00 384 192 Peak	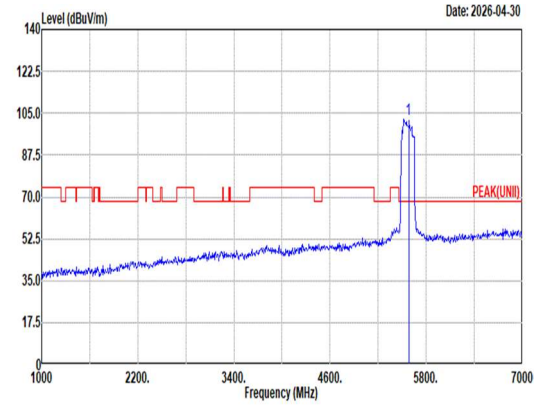 Site : 03CH15-HY Condition: PEAK(UNII) 3m 9120D-02294_250606 VERTICAL : RBW:1000.000kHz VBW:3000.000kHz SWT:Auto Freq Level Limit Line Margin Read Level Ant Factor Cable Loss Preamp Factor Aux Factor APos TPos Remark MHz dBuV/m dBuV/m dB dBuV dB/m dB dB dB cm deg 1 5580.00 102.48 ------ ------ 93.31 32.94 13.13 36.90 0.00 384 192 Peak
Avg	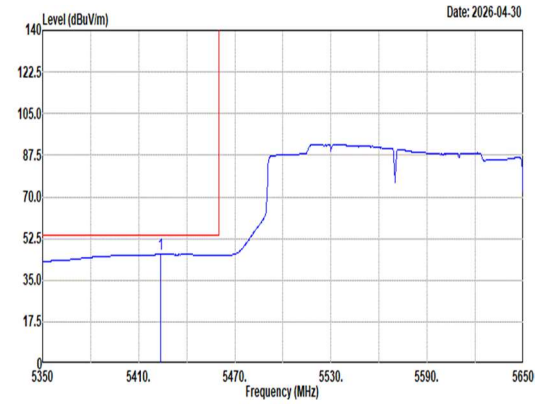 Site : 03CH15-HY Condition: AVG_BE(UNII)_B3 3m 9120D-02294_250606 VERTICAL : RBW:1000.000kHz VBW:0.010kHz SWT:Auto Freq Level Limit Line Margin Read Level Ant Factor Cable Loss Preamp Factor Aux Factor APos TPos Remark MHz dBuV/m dBuV/m dB dBuV dB/m dB dB dB cm deg 1 5423.50 45.83 54.00 -8.17 36.85 32.80 13.08 36.90 0.00 384 192 Average	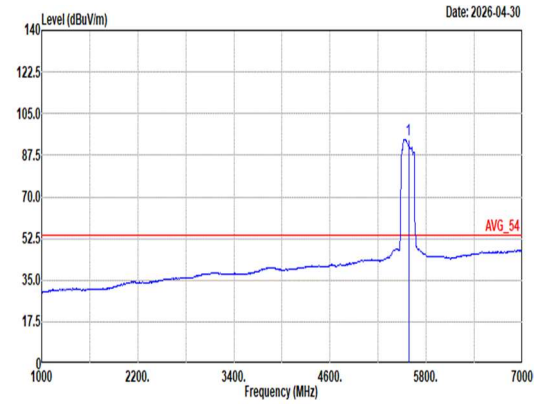 Site : 03CH15-HY Condition: AVG_54 3m 9120D-02294_250606 VERTICAL : RBW:1000.000kHz VBW:0.010kHz SWT:Auto Freq Level Limit Line Margin Read Level Ant Factor Cable Loss Preamp Factor Aux Factor APos TPos Remark MHz dBuV/m dBuV/m dB dBuV dB/m dB dB dB cm deg 1 5580.00 93.98 ------ ------ 84.76 32.97 13.14 36.89 0.00 384 192 Average

Mode	11	
	Band Edge - R	
	U-NII-2C_5.47-5.725_802.11be EHT160_CH114_Full RU_5580MHz	
ANT	Chain A+B	
Pol.	Vertical	Fundamental
Peak	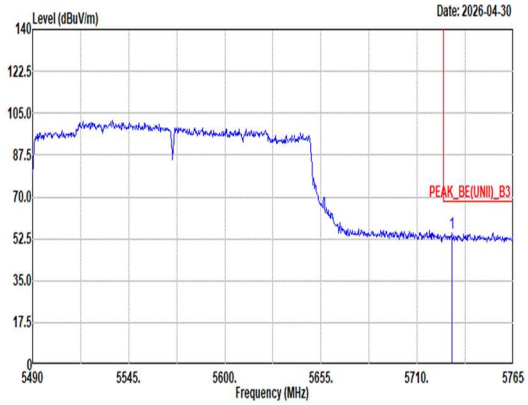 Site : 03CH15-HY Condition: PEAK_BE(UNII)_B3 3m 9120D-02294_250606 VERTICAL : RBW:1000.000kHz VBW:3000.000kHz SWT:Auto Limit Read Ant Cable Preamp Aux APos TPos Freq Level Line Margin Level Factor Loss Factor Factor Remark MHz dBuV/m dBuV/m dB dBuV dB/m dB dB dB cm deg 1 5729.80 54.91 68.20 -13.29 44.58 33.82 13.37 36.86 0.00 384 192 Peak	Blank

Mode	99	
	LF	
	U-NII-1_5.15-5.25_802.11a_CH36_5180MHz	
ANT	Chain A	
Pol.	Horizontal	Vertical
QP/ Peak	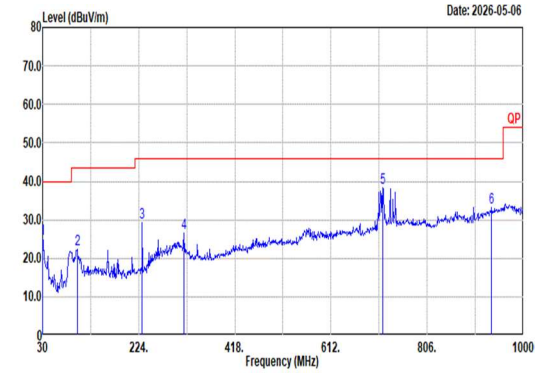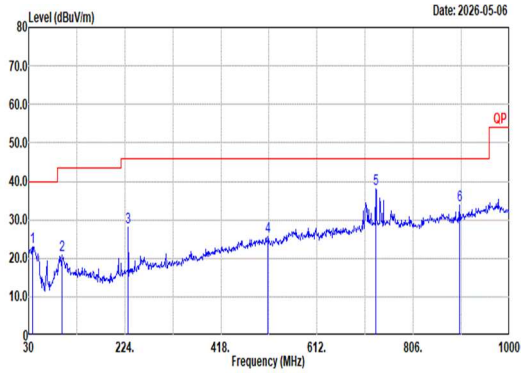 Site : 03CH15-HY Condition: QP 3m Bilog_41912 & 05_260318 HORIZONTAL 		Freq	Level	Limit Line	Margin	Read Level	Ant Factor	Cable Loss	Preamp Factor	Aux Factor	APos	TPos	Remark
---	---	---	---	---	---	---	---	---	---	---	---	---
	MHz	dBuV/m	dBuV/m	dB	dBuV	dB/m	dB	dB	dB	cm	deg	
1	30.00	25.01	40.00	-14.99	32.13	24.33	0.88	32.43	0.10	--	--	Peak
2	99.84	22.42	43.50	-21.08	37.03	15.92	1.77	32.41	0.11	--	--	Peak
3	230.79	29.22	46.00	-16.78	42.57	16.24	2.66	32.35	0.10	--	--	Peak
4	315.18	26.71	46.00	-19.29	36.47	19.25	3.11	32.29	0.17	--	--	Peak
5	716.76	38.41	46.00	-7.59	38.86	26.99	4.69	32.29	0.16	--	--	Peak
6	935.98	33.35	46.00	-12.65	28.67	30.21	5.33	31.17	0.31	--	--	Peak | Site : 03CH15-HY Condition: QP 3m Bilog_41912 & 05_260318 VERTICAL |	Freq	Level	Limit Line	Margin	Read Level	Ant Factor	Cable Loss	Preamp Factor	Aux Factor	APos	TPos	Remark
---	---	---	---	---	---	---	---	---	---	---	---	---
	MHz	dBuV/m	dBuV/m	dB	dBuV	dB/m	dB	dB	dB	cm	deg	
1	37.76	22.97	40.00	-17.03	33.72	20.60	1.02	32.46	0.09	--	--	Peak
2	96.93	20.94	43.50	-22.56	35.96	15.56	1.73	32.40	0.09	--	--	Peak
3	230.79	27.95	46.00	-18.05	41.30	16.24	2.66	32.35	0.10	--	--	Peak
4	513.06	25.54	46.00	-20.46	29.85	23.93	3.96	32.30	0.10	--	--	Peak
5	730.34	37.97	46.00	-8.03	37.68	27.67	4.74	32.28	0.16	--	--	Peak
6	899.12	33.94	46.00	-12.06	31.22	28.81	5.21	31.48	0.18	--	--	Peak