RF EXPOSURE TEST REPORT

Test Report No. 15169633H-A

Customer	**Panasonic Corporation of North America**
Description of EUT	**Radio Module** **(Tested inside of Panasonic Personal Computer FZ-G2)**
Model Number of EUT	**WW23A**
FCC ID	**ACJ9TGWW23A**
Test Regulation	**FCC47CFR 2.1093**
Test Result	**Complied**
Issue Date	**May 31, 2024**
Remarks	**The highest reported value** [Standalone] Body: 1.03 W/kg (1 g) [Simultaneous Transmission] Body: 1.59 W/kg (1 g) Worst SPLSR: 0.02 Worst TER: 0.972

Representative Test Engineer	**Approved By**
Takeshi Hiyaji Engineer	Takayuki Shimada Leader

CERTIFICATE 5107.02

☐ The testing in which "Non-accreditation" is displayed is outside the accreditation scopes in UL Japan, Inc.
☒ There is no testing item of "Non-accreditation".

Report Cover Page - Form-ULID-003532 (DCS:13-EM-F0429) Issue# 23.0

ANNOUNCEMENT

- This test report shall not be reproduced in full or partial, without the written approval of UL Japan, Inc.
- The results in this report apply only to the sample tested. (Laboratory was not involved in sampling.)
- This sample tested is in compliance with the limits of the above regulation.
- The test results in this test report are traceable to the national or international standards.
- This test report must not be used by the customer to claim product certification, approval, or endorsement by the A2LA accreditation body.
- This test report covers RF Exposure technical requirements.
  It does not cover administrative issues such as Manual or non-RF Exposure test related Requirements. (if applicable)
- The all test items in this test report are conducted by UL Japan, Inc. Ise EMC Lab.
- The opinions and the interpretations to the result of the description in this report are outside scopes where UL Japan, Inc. has been accredited.
- The information provided by the customer for this report is identified in SECTION 1.
- The laboratory is not responsible for information provided by the customer which can impact the validity of the results.
- For test report(s) referred in this report, the latest version (including any revisions) is always referred.

REVISION HISTORY

Original Test Report No. 15169633H-A

Revision	Test report No.	Date	Page Revised Contents
- (Original)	15169633H-A	May 31, 2024	-

Reference: Abbreviations (Including words undescribed in this report)

A2LA	The American Association for Laboratory Accreditation	ICES	Interference-Causing Equipment Standard
AC	Alternating Current	IEC	International Electrotechnical Commission
AFH	Adaptive Frequency Hopping	IEEE	Institute of Electrical and Electronics Engineers
AM	Amplitude Modulation	IF	Intermediate Frequency
Amp, AMP	Amplifier	ILAC	International Laboratory Accreditation Conference
ANSI	American National Standards Institute	ISED	Innovation, Science and Economic Development Canada
Ant, ANT	Antenna	ISO	International Organization for Standardization
AP	Access Point	JAB	Japan Accreditation Board
APD	Absorbed Power Density	LAN	Local Area Network
ASK	Amplitude Shift Keying	LIMS	Laboratory Information Management System
Atten., ATT	Attenuator	MCS	Modulation and Coding Scheme
AV	Average	MRA	Mutual Recognition Arrangement
BPSK	Binary Phase-Shift Keying	N/A	Not Applicable
BR	Bluetooth Basic Rate	NIST	National Institute of Standards and Technology
BT	Bluetooth	NS	Nerve Stimulation
BT LE	Bluetooth Low Energy	NSA	Normalized Site Attenuation
BW	BandWidth	NVLAP	National Voluntary Laboratory Accreditation Program
Cal Int	Calibration Interval	OBW	Occupied Band Width
CCK	Complementary Code Keying	OFDM	Orthogonal Frequency Division Multiplexing
Ch., CH	Channel	P/M	Power meter
CISPR	Comite International Special des Perturbations Radioelectriques	PCB	Printed Circuit Board
CW	Continuous Wave	PER	Packet Error Rate
DBPSK	Differential BPSK	PHY	Physical Layer
DC	Direct Current	PK	Peak
D-factor	Distance factor	PN	Pseudo random Noise
DFS	Dynamic Frequency Selection	PRBS	Pseudo-Random Bit Sequence
DQPSK	Differential QPSK	PSD	Power Spectral Density
DSSS	Direct Sequence Spread Spectrum	QAM	Quadrature Amplitude Modulation
EDR	Enhanced Data Rate	QP	Quasi-Peak
EIRP, e.i.r.p.	Equivalent Isotropically Radiated Power	QPSK	Quadri-Phase Shift Keying
EMC	ElectroMagnetic Compatibility	RBW	Resolution Band Width
EMI	ElectroMagnetic Interference	RDS	Radio Data System
EN	European Norm	RE	Radio Equipment
ERP, e.r.p.	Effective Radiated Power	RF	Radio Frequency
EU	European Union	RMS	Root Mean Square
EUT	Equipment Under Test	RSS	Radio Standards Specifications
Fac.	Factor	Rx	Receiving
FCC	Federal Communications Commission	SA, S/A	Spectrum Analyzer
FHSS	Frequency Hopping Spread Spectrum	SAR	Specific Absorption Rate
FM	Frequency Modulation	SG	Signal Generator
Freq.	Frequency	SVSWR	Site-Voltage Standing Wave Ratio
FSK	Frequency Shift Keying	TR	Test Receiver
GFSK	Gaussian Frequency-Shift Keying	Tx	Transmitting
GNSS	Global Navigation Satellite System	VBW	Video BandWidth
GPS	Global Positioning System	Vert.	Vertical
Hori.	Horizontal	WLAN	Wireless LAN
HPF	High-Pass Filter	WPT	Wireless Power Transmit

CONTENTS PAGE

SECTION 1: Customer information **5**
SECTION 2: Equipment under test (EUT) **5**
2.1 Identification of EUT 5
2.2 Product Description 6
2.3 Software information 8
2.4 Antenna information 9
SECTION 3: Tune-up tolerance information **11**
SECTION 4: Definitions **15**
SECTION 5: Test standard information **16**
5.1 Test Specification 16
5.2 Work Procedures 16
5.3 Refrence 16
SECTION 6: Limit **17**
6.1 SAR 17
SECTION 7: Test Location **17**
SECTION 8: Test result **18**
8.1 Result 18
8.2 Stand-alone SAR result 18
8.3 Simultaneous transmission SAR result 18
SECTION 9: Uncertainty **19**
9.1 0.3 GHz - 6 GHz range SAR 19
SECTION 10: RF Exposure Conditions (Test Configurations) **20**
10.1 SAR-based Exemption - FCC section 1.1307 20
SECTION 11: Description of the Body setup **22**
11.1 Test position 22
SECTION 12: Conducted Output Power / SAR / PD Measurements **23**
12.1 Measurement configuration for conducted output power 23
12.2 WCDMA Power measurement result 29
12.3 LTE Power measurement result 32
12.4 LTE CA 80
SECTION 13: Dielectric Property **89**
13.1 Dielectric Property for SAR 89
13.2 Dielectric Property result 90
SECTION 14: System Check confirmation **91**
SECTION 15: Measured and Reported (Scaled) SAR Results **93**
15.1 SAR evaluation procedure 93
15.2 SAR result (WWAN Part) 95
15.3 Repeated measurement 108
SECTION 16: Simultaneous transmission SAR test exclusion considerations **109**
16.1 Sum and SPLSR 109
16.2 SPLSR 115
16.3 Total exposure ratio (TER) 128
16.4 TER calculation with WiFi 6E + WWAN 129
16.5 Conclusion 129
SECTION 17: Test instruments **130**
SECTION 18: Appendixes **132**

SECTION 1: Customer information

Company Name	Panasonic Corporation of North America
Address	Two Riverfront Plaza, Newark, New Jersey, 07102-5490, USA
Telephone Number	+1-201-348-7760
Contact Person	Ben Botros

*Remarks:
Panasonic Connect Co., Ltd. is on behalf of the applicant: Panasonic Corporation of North America (Company incorporated abroad).

The information provided by the customer is as follows;
- Customer, Description of EUT, Model Number of EUT, FCC ID on the cover and other relevant pages
- Operating/Test Mode(s) (Mode(s)) on all the relevant pages
- SECTION 1: Customer Information
- SECTION 2: Equipment Under Test (EUT) other than the Receipt Date and software information
- SECTION 3: Tune-up tolerance information

SECTION 2: Equipment under test (EUT)

2.1 Identification of EUT

Description	Radio Module
Model Number	WW23A
Serial Number	Controlled by Host device
Condition	Engineering prototype (Not for Sale: This sample is equivalent to mass-produced items.)
Modification	No Modification by the test lab
Receipt Date	April 8, 2024
Test Date	April 12 to 26 , 2024 (For Output power measurement) April 12, 2024 to May 2 , 2024 (For SAR measurement) May 7 to 10, 2024 (For DLCA Power measurement)

<Information of Host device>

Type of Equipment	Personal Computer
Model No.	FZ-G2
Serial No.	4CTSA00664 (Above 2 GHz) 4CTSA00661 (1 GHz to 2 GHz) 4CTSA00655 (Below 1 GHz) 4CTSA00728 (DLCA Power measurement)
Remarks	Intel Core Ultra 5 processor 135U, 12M Cache, up to 4.40 GHz 10.1 inch LCD (1920 x 1200)

2.2 Product Description

General Specification

Rating	DC 3.0 to 3.6 V

Radio Specification

WWAN

Wireless technologies	Dup.	Band	Mode
WCDMA	FDD	2	UMTS Rel. 99 (Data) HSDPA (Rel. 5)
	FDD	4	HSUPA (Rel. 6), HSPA+ (Rel. 7), DC-HSDPA (Rel. 8)
	FDD	5	
LTE	FDD	2	QPSK, 16QAM, 64AQM
	FDD	4	
	FDD	5	Downlink MIMO Support: Yes(2x2)
	FDD	7	Supported band : B2, B4, B5, B7, B12, B13, B14,
	FDD	12	B25, B26, B42, B48, B66, B71
	FDD	13	Uplink MIMO Support: No
	FDD	14	Uplink transmission is limited to a single output stream.
	FDD	25	
	FDD	26	
	TDD	42	
	TDD	48	
	FDD	66	
	FDD	71	
LTE CA	Downlink		Uplink
	Maximum 3 carriers See Section 12.4.1 for supported Downlink CA combinations		Not supported

WLAN

WLAN Module (Tested inside of Panasonic Personal Computer FZ-G2)
Model: WL23C (FCC ID ACJ9TGWL23C / ISED Certification Number 216H-CFWL23C)

Band & Mode	Operating Mode	Tx Frequency
WLAN 2.4 GHz	802.11b 802.11g 802.11n-20 / 40 802.11ax-20 / 40	2412 MHz ~ 2472 MHz (20 MHz BW) 2422 MHz ~ 2462 MHz (40 MHz BW)
WLAN 5 GHz	802.11a 802.11n-20 802.11ac-20 802.11ax-20	5180 MHz ~ 5240 MHz 5260 MHz ~ 5320 MHz 5500 MHz ~ 5720 MHz 5745 MHz ~ 5825 MHz
WLAN 5 GHz	802.11n-40 802.11ac-40 802.11ax-40	5190 MHz ~ 5230 MHz 5270 MHz ~ 5310 MHz 5510 MHz ~ 5710 MHz 5755 MHz ~ 5795 MHz
WLAN 5 GHz	802.11n-80 802.11ac-80 802.11ax-80	5210 MHz 5290 MHz 5530 MHz, 5690 MHz 5775 MHz
WLAN 5 GHz	802.11ac-160 802.11ax-160	5250 MHz 5570 MHz
WLAN 6 GHz	802.11ax-20	5955 MHz ~ 7115 MHz
WLAN 6 GHz	802.11ax-40	5965 MHz ~ 7085 MHz
WLAN 6 GHz	802.11ax-80	5985 MHz ~ 7025 MHz
WLAN 6 GHz	802.11ax-160	6025 MHz ~ 6985 MHz
Bluetooth	BR / EDR / LE	2402 MHz ~ 2480 MHz

RFID

RFID Module (Tested inside of Panasonic Personal Computer FZ-G2)
Model: RI20A (FCC ID ACJ9TGRI20A, ISED Certification Number 216H-CFRI20A)

Equipment Type	Transceiver
Frequency of Operation	13.56 MHz
Type of Modulation	ASK

2.3 Software information

*The power value of the EUT was set for testing as follows (setting value might be different from product specification value);
Software: SWIX12C_02.02.02.16

*This setting of software is the worst case.
The test was performed with condition that obtained the maximum average power (Burst) in pre-check.
Any conditions under the normal use do not exceed the condition of setting.
In addition, end users cannot change the settings of the output power of the product.

2.3.1 DSI(Device State Index) Scenarios

This device supports multiple DSI Scenarios and Each DSIs operate to each RF exposure Conditions.

Please below table.

RF exposure Conditions	Technologuies Supported	Supported Power Back-off mode	Power State	DSI conditions	Description
Body	All WWAN bands	Proximity sensor -Not triggering-	Full	DSI = 0	When Device is not within certain distance of user. Proximity sensor is not triggered.
	All WWAN bands	Proximity sensor -Triggering-	Reduction	DSI = 1	When Device is within certain distance of user. Proximity sensor is triggered.

Note : This devices uses different Device State Index (DSI) to configure different time averaged power levels based on exposure scenarios for WWAN Bands.

2.3.2 Power Reduction by Proximity Sensing

Refer to Appendix C for details on the manufacturer's declared proximity sensing.

2.4 Antenna information

2.4.1 Antenna configuration

Antennas	WWAN	WLAN	BT
WLAN-#1 (Main)	N	Y	N
WLAN-#2 (Aux)	N	Y	Y
WWAN	Y	N	N

RFID antenna only tranmits at 13.56 MHz

2.4.2 Simultaneous transmission combinations

NO.	Combinations Antenna	WWAN	DTS Ant Main	DTS Ant Aux	UNII Ant Main	UNII Ant Aux	BT	RFID
1	WWAN + DTS + BT + RFID	○	○				○	○
2	WWAN + DTS MIMO + RFID	○	○	○				○
3	WWAN + UNII Ant Main+ BT + RFID	○			○		○	○
4	WWAN + UNII Ant AUX + BT + RFID	○				○	○	○
5	WWAN + UNIIMIMO + BT + RFID	○			○	○	○	○

2.4.3 Antenna location

WLAN

Position	WLAN #1 antenna [mm]	WLAN #2 antenna [mm]
Edge1	3.8	9.2
Edge2	214.8	58.7
Edge3	181.3	181.3
Edge4	29	191.7
Rear	21.1	5.5
Rear tilt (Edge1 side)	3.8	5.5
Rear tilt (Edge 2 side)	214.8	58.7
Rear tilt (Edge 4 side)	29	191.7
Bottom side with keyboard	227.5	227.5

WWAN

Position	WWAN antenna [mm]
Edge1	40.8
Edge2	268.4
Edge3	82.1
Edge4	1.7
Rear	7.6
Rear tilt (Edge1 side)	40.8
Rear tilt (Edge 2 side)	268.4
Rear tilt (Edge 4 side)	1.7
Bottom side with keyboard	123.8

Antenna location information is shown in appendix B.

2.4.4 Antenna gain

WWAN
0.94 dBi max 663 – 698 MHz
-1.23 dBi max 699 – 716 MHz
-1.23 dBi max 704 – 716 MHz
-0.68 dBi max 777 – 787 MHz
-0.35 dBi max 788 – 798 MHz
0.00 dBi max 814 – 849 MHz
2.30 dBi max 1710 – 1780 MHz
2.75 dBi max 1850 – 1915 MHz
0.96 dBi max 2500 – 2570 MHz
1.55 dBi max 2496 – 2690 MHz
1.79 dBi max 3400 – 3600 MHz
2.38 dBi max 3550 – 3700 MHz

SECTION 3: Tune-up tolerance information

3.1.1 WWAN

RAT	Band	Plimit	
		DSI 0	DSI 1
WCDMA	2	24	17.7
	4	23.2	16.8
	5	24	17.3
LTE	2	24	17.4
	4	24	17.5
	5	24	16.8
	7	24	16
	12	24	18.4
	13	24	18.1
	14	24	17.4
	25	24	17.4
	26	24	17.1
	42	19	11
	48	19	11
	66	24	16.9
	71	24	18.1

3.1.2 General LTE/NR SAR Test and Reporting Considerations

Frequency range, Channel Bandwidth, Numbers and Frequencies

Band		Frequency range: 1850 - 1910 MHz					
		Channel Bandwidth[MHz]					
2		20	15	10	5	3	1.4
Low	Ch	18700	18675	18650	18625	18625	18607
	Freq[MHz]	1860	1857.5	1855	1852.5	18625	1850.7
Mid	Ch	18900	18900	18900	18900	18900	18900
	Freq[MHz]	1880	1880	1880	1880	1880	1880
High	Ch	19100	19125	19150	19175	19185	19193
	Freq[MHz]	1900	1902.5	1905	1907.5	1908.5	1909.3
Band		Frequency range: 1710 - 1755 MHz					
		Channel Bandwidth[MHz]					
4		20 *1	15	10	5	3	1.4
Low	Ch	20050	20025	20000	19975	19965	19957
	Freq[MHz]	1720	1717.5	1715	1712.5	1711.5	1710.7
Mid	Ch	20175	20175	20175	20175	20175	20175
	Freq[MHz]	1732.5	1732.5	1732.5	1732.5	1732.5	1732.5
High	Ch	20300	20325	20350	20375	20385	20393
	Freq[MHz]	1745	1747.5	1750	1752.5	1753.5	1754.3
Band		Frequency range: 824 - 849 MHz					
		Channel Bandwidth[MHz]					
5				10 *1	5	3	1.4
Low	Ch			20450	20425	20415	20407
	Freq[MHz]			829	826.5	825.5	824.7
Mid	Ch			20525	20525	20525	20525
	Freq[MHz]			836.5	836.5	836.5	836.5
High	Ch			20600	20625	20635	20643
	Freq[MHz]			844	846.5	847.5	848.3
Band		Frequency range: 2500 - 2570 MHz					
		Channel Bandwidth[MHz]					
7		20	15	10	5		
Low	Ch	20850	20825	20800	20775		
	Freq[MHz]	2510	2507.5	2505	2502.5		
Mid	Ch	21100	21100	21100	21100		
	Freq[MHz]	2535	2535	2535	2535		
High	Ch	21350	21375	21400	21425		
	Freq[MHz]	2560	2562.5	2565	2567.5		
Band		Frequency range: 699 - 716 MHz					
		Channel Bandwidth[MHz]					
12				10 *1	5	3	1.4
Low	Ch			23060	23035	23025	23017
	Freq[MHz]			704	701.5	700.5	699.7
Mid	Ch			23095	23095	23095	23095
	Freq[MHz]			707.5	707.5	707.5	707.5
High	Ch			23130	23155	23165	23173
	Freq[MHz]			711	713.5	714.5	715.3

Band		Frequency range: 777 - 787 MHz					
		Channel Bandwidth[MHz]					
13				10 *1	5		
Low	Ch				23205		
	Freq[MHz]				779.5		
Mid	Ch			23230	23230		
	Freq[MHz]			782	782		
High	Ch				23255		
	Freq[MHz]				784.5		

Band		Frequency range: 788 - 798 MHz					
		Channel Bandwidth[MHz]					
14				10 *1	5 *1		
Low	Ch				23305		
	Freq[MHz]				790.5		
Mid	Ch			23330	23330		
	Freq[MHz]			793	793		
High	Ch				23355		
	Freq[MHz]				795.5		

Band		Frequency range: 1850 - 1915 MHz					
		Channel Bandwidth[MHz]					
25		20	15	10	5	3	1.4
Low	Ch	26140	26115	26090	26065	26055	26047
	Freq[MHz]	1860	1857.5	1855	1882.5	1851.5	1850.7
Mid	Ch	26365	26365	26365	26365	26365	26365
	Freq[MHz]	1882.5	1882.5	1882.5	1882.5	1882.5	1882.5
High	Ch	26590	26615	26640	26665	26675	26683
	Freq[MHz]	1905	1907.5	1910	1912.5	1913.5	1914.3

Band		Frequency range: 814 - 849 MHz					
		Channel Bandwidth[MHz]					
26			15 *1	10	5	3	1.4
Low	Ch		26765	26740	26715	26705	26697
	Freq[MHz]		821.5	819	816.5	815.5	814.7
Mid	Ch		26865	26865	26865	26865	26865
	Freq[MHz]		831.5	831.5	831.5	831.5	831.5
High	Ch		26965	26990	27015	27025	27033
	Freq[MHz]		841.5	844	846.5	847.5	848.3

Band		Frequency range: 3450 - 3700 MHz					
		Channel Bandwidth[MHz]					
42 /48		20	15	10	5		
Low	Ch	42190	42165	42140	42115		
	Freq[MHz]	3460	3457.5	3455	3452.5		
Low-Mid	Ch	42715	42715	42715	42715		
	Freq[MHz]	3512.5	3512.5	3512.5	3512.5		
Mid	Ch	55740	55740	55740	55740		
	Freq[MHz]	3600	3600	3600	3600		
Mid-High	Ch	56115	56115	56115	56115		
	Freq[MHz]	3637.5	3637.5	3637.5	3637.5		
High	Ch	56640	56665	56690	56715		
	Freq[MHz]	3690	3692.5	3695	3697.5		

Band		Frequency range: 1710 - 1780 MHz					
		Channel Bandwidth[MHz]					
66		20	15	10	5	3	1.4
Low	Ch	132072	132047	132022	131997	131987	131979
	Freq[MHz]	1720	1717.5	1715	1712.5	1711.5	1710.7
Mid	Ch	132322	132322	132322	132322	132322	132322
	Freq[MHz]	1745	1745	1745	1745	1745	1745
High	Ch	132572	132597	132622	132647	132657	132665
	Freq[MHz]	1770	1772.5	1775	1777.5	1778.5	1779.3

Band		Frequency range: 663 - 698 MHz					
		Channel Bandwidth[MHz]					
71		20 *1	15 *1	10	5		
Low	Ch	133222	133197	133172	133147		
	Freq[MHz]	673	670.5	668	665.5		
Mid	Ch	133297	133297	133297	133297		
	Freq[MHz]	680.5	680.5	680.5	680.5		
High	Ch	133372	133397	133422	133447		
	Freq[MHz]	688	690.5	693	695.5		

*1 : This bandwidth does not support at least three non-overlapping channels. When a device supports overlapping channel assignment in a channel bandwidth configuration, the middle channel of the group of overlapping channels should be selected for testing per KDB 941225 D05 for LTE Devices.

・Band 2 is covered with Band 25.

SECTION 4: Definitions

This may contain the definitions which are not used in this report.

Specific Absorption Rate (SAR)	The time derivative (rate) of the incremental energy (dW) absorbed by (dissipated in) an incremental mass (dm) contained in a volume element (dV) of a given density (ρ), as shown in the following equation: $$SAR = \frac{d}{dt}\left(\frac{dW}{dm}\right) = \frac{d}{dt}\left(\frac{dW}{\rho dV}\right)$$
Power density (PD) or S_{av}	The energy per unit time and unit area crossing a surface of area *A* characterized by the normal unit vector **n**ˆ and averaging time. $$S_{av} = \frac{1}{AT}\iint (E \times H) \cdot \hat{n} dA dT$$
Absorbed power density (APD)	The APD (absorbed power density) shall be derived from the measured SAR values using the formulas in the Compliance Assessment of the Epithelial. *APD 1cm²(W/m²) = 10(kg/m²) × SAR_1g(W/kg)* *APD 4cm²(W/m²) = 20(kg/m²) ×SAR_8g(W/kg)*
Reported SAR / IPD / APD	Measured SAR / iPD / APD is scaled to the maximum tune-up tolerance limit and the maximum duty by the following formulas. $$\begin{aligned} &Reported\ \text{SAR, i PD or APD} \\ &\quad = Measured\ \text{SAR, iPD or APD} \\ &\quad \times scale\ factor\ for\ power \\ &\quad \times\ scaled\ factor\ for\ duty(if\ needed) \\ &\quad \times\ Compensate factor(if\ needed) \end{aligned}$$ *Where:* $$Scaled\ factor\ for\ duty = \frac{1}{Duty}$$ $$Compensate\ factor = 10^{\frac{measurement\ uncert.[dB]}{10}} - 1 + 0.7$$
Maximum Tune-up tolerance limit, Tune up limit or Tune-up limit	Maximum power including tolerance power specified by customer.

Symbol	Quantity	Unit	Dimensions
E	Electric field	volt per meter	V / m
f	Frequency	hertz	Hz
H	Magnetic field	ampere per meter	A / m
λ	Wavelength	meter	m
S	Local power density	watt per square meter	W / m²
PD/APD S_{av}	Spatial-average power density	watt per square meter	W / m² (mW / cm²)
SAR	Specific Absorption Rate	watt per square meter	W / kg

SECTION 5: Test standard information

5.1 Test Specification

Title : **FCC47CFR 2.1093**
Radiofrequency radiation exposure evaluation: portable devices.

Published RF exposure KDB procedures

☐ **KDB 447498 D01(v06)**	RF Exposure Procedures and Equipment Authorization Policies for Mobile and Portable Devices
☒ **KDB 447498 D04(v01)**	Interim General RF Exposure Guidance
☐ **KDB 447498 D02(v02r01)**	SAR Measurement Procedures for USB Dongle Transmitters
☐ **KDB 648474 D04(v01r03)**	SAR Evaluation Considerations for Wireless Handsets
☒ **KDB 941225 D01(v03r01)**	3G SAR Measurement Procedures
☒ **KDB 941225 D05(v02r05)**	SAR Evaluation Considerations for LTE Devices
☐ **KDB 941225 D06(v02r01)**	SAR Evaluation Procedures for Portable Devices with Wireless Router Capabilities (Hot Spot SAR)
☐ **KDB 941225 D07(v01r02)**	SAR Evaluation Procedures for UMPC Mini-Tablet Devices
☒ **KDB 616217 D04(v01r02)**	SAR Evaluation Considerations for Laptop, Notebook, Netbook and Tablet Computers
☒ **KDB 865664 D01(v01r04)**	SAR Measurement Requirements for 100 MHz to 6 GHz
☐ **KDB 248227 D01(v02r02)**	SAR Guidance for 802.11(Wi-Fi) Transmitters

Reference
[1] Schmid & Partner Engineering AG, DASY Manual, September 2019
[2] IEEE Std 1528-2013

5.2 Work Procedures

Name of documents	Title or details
☒C/N: Work Instructions-ULID-003598	UL Japan, Inc.'s SAR Measurement Equipment Calibration and Inspection Work Procedure
☒C/N: Work Instructions-ULID-003599	UL Japan, Inc.'s SAR Measurement Work Procedure
☐C/N: Work Instructions-ULID-003619	UL Japan, Inc.'s Power Density Measurement Procedure
☒IEEE Std 1528-2013	IEEE Recommended Practice for Determining the Peak Spatial-Average Specific Absorption Rate (SAR) in the Human Head from Wireless Communications Devices: Measurement Techniques.
☐IEC/IEEE 63195-1:2021	Assessment of power density of human exposure to radio frequency fields from wireless devices in close proximity to the head and body (frequency range of 6 GHz to 300 GHz) - Part 1: Measurement procedure
☐IEC/IEEE 63195-2:2021	Assessment of power density of human exposure to radio frequency fields from wireless devices in close proximity to the head and body (frequency range of 6 GHz to 300 GHz) - Part 2: Computational procedure
☒IEC/IEEE 62209-1528 Edition 1.0 2020-10	Measurement procedure for the assessment of specific absorption rate of human exposure to radio frequency fields from hand-held and body-worn wireless communication devices - Human models, instrumentation and procedures (Frequency range of 4 MHz to 10 GHz)

5.3 Refrence

Schmid & Partner Engineering AG, DASY Manual
TCB workshop slide decks.

SECTION 6: Limit

(A) Limits for Occupational/Controlled Exposure (W/kg)

Spatial Average (averaged over the whole body)	Spatial Peak (averaged over any 1 g of tissue)	Spatial Peak (hands/wrists/feet/ankles averaged over 10 g)
0.4	8.0	20.0

(B) Limits for General population/Uncontrolled Exposure (W/kg)

Spatial Average (averaged over the whole body	Spatial Peak (averaged over any 1 g of tissue)	Spatial Peak (hands/wrists/feet/ankles averaged over 10 g)
0.08	1.6	4.0

Occupational/Controlled Environments: are defined as locations where there is exposure that may be incurred by people who are aware of the potential for exposure, (i.e. as a result of employment or occupation).

General Population/Uncontrolled Environments: are defined as locations where there is the exposure of individuals who have no knowledge or control of their exposure.

NOTE:GENERAL POPULATION/UNCONTROLLED EXPOSURE
SPATIAL PEAK(averaged over any 1 g of tissue) LIMIT
1.6 W/kg

6.1 SAR

Specific Absorption Rate (SAR): The time derivative (rate) of the incremental energy (dW) absorbed by (dissipated in) an incremental mass (dm) contained in a volume element (dV) of a given density (ρ), as shown in the following equation:

$$\mathrm{SAR} = \frac{\mathrm{d}}{\mathrm{dt}}\left(\frac{\mathrm{dW}}{\mathrm{dm}}\right) = \frac{\mathrm{d}}{\mathrm{dt}}\left(\frac{\mathrm{dW}}{\rho \mathrm{dV}}\right)$$

SAR is expressed in units of watts per kilogram (W/kg) or equivalently milliwatts per gram (mW/g).

SAR is related to the E-field at a point by the following equation:

$$\mathrm{SAR} = \frac{\sigma|\mathrm{E}|^2}{\rho}$$

where
σ = conductivity of the tissue (S/m)
ρ = mass density of the tissue (kg/m3)
E = rms E-field strength (V/m)

SECTION 7: Test Location

UL Japan, Inc. Ise EMC Lab.
Shielded room for SAR testing
*A2LA Certificate Number: 5107.02 / FCC Test Firm Registration Number: 884919
ISED Lab Company Number: 2973C / CAB identifier: JP0002
4383-326 Asama-cho, Ise-shi, Mie-ken 516-0021 JAPAN
Telephone : +81-596-24-8999

SECTION 8: Test result

8.1 Result

Complied
Highest values at each band are listed next section.

8.2 Stand-alone SAR result

RAT	Band	1-g SAR Scaled
WCDMA	2	0.842
	4	1.027
	5	0.834
LTE	4	0.892
	5	0.854
	7	0.726
	12	0.802
	13	0.976
	14	0.911
	25	0.861
	26	0.924
	42 / 48	0.395
	66	0.944
	71	0.711

*Details are shown at section 15.

8.3 Simultaneous transmission SAR result

Sum of SAR: 1.59
SPLSR: 0.02
TER: 0.972

*Details are shown at section 16.

SECTION 9: Uncertainty

Table of uncertainties are listed for ISO/IEC 17025.

9.1 0.3 GHz - 6 GHz range SAR

Error Description	Uncert. value			Prob. Dist.	Div.	(ci) 1g	(ci) 10g	Std. Unc. (1g)	Std.Unc. (10g)
Measurement System Errors									
Probe Calibration	±	13.10	%	N	2	1	1	±6.6%	±6.55%
Probe Calibration Drift	±	1.7	%	R	√3	1	1	±1.0%	±1.0%
Probe Linearity	±	4.7	%	R	√3	1	1	±2.7%	±2.7%
Broadband Signal	±	2.6	%	R	√3	1	1	±1.5%	±1.5%
Probe Isotropy	±	7.6	%	R	√3	1	1	±4.4%	±4.4%
Other Probe ⁺Electronic	±	1.2	%	N	1	1	1	±1.2%	±1.2%
RF Ambient	±	1.8	%	N	1	1	1	±1.8%	±1.8%
Probe Positioning	±	0.005	mm	N	1	0.29	0.29	±0.2%	±0.2%
Data Processing	±	2.3	%	N	1	1	1	±2.3%	±2.3%
Phantom and Device Errors									
Conductivity (meas.)[DAK]	±	10.0	%	N	1	0.78	0.71	±7.8%	±7.1%
Conductivity (temp.)[BB]	±	10.0	%	R	√3	0.78	0.71	±4.5%	±4.1%
Phantom Permittivity	±	14.0	%	R	√3	0.25	0.25	±2.0%	±2.0%
Distance DUT - TSL	±	2.0	%	N	1	2	2	±4.0%	±4.0%
Device Positioning (+/- 0.5mm)	±	1.0	%	N	1	1	1	±1.0%	±1.0%
Device Holder	±	3.6	%	N	1	1	1	±3.6%	±3.6%
DUT Modulation[m]	±	2.4	%	R	√3	1	1	±1.4%	±1.4%
Time-average SAR	±	1.7	%	R	√3	1	1	±1.0%	±1.0%
DUT drift	±	2.5	%	N	1	1	1	±2.5%	±2.5%
Val Antenna Unc.[val]	±	0.0	%	N	1	1	1	±0.0%	±0.0%
Unc. Input Power[val]	±	0.0	%	N	1	1	1	±0.0%	±0.0%
Correction to the SAR results									
Deviation to Target	±	1.9	%	N	1	1	0.84	±1.9%	±1.6%
SAR scaling[p]	±	0.0	%	R	√3	1	1	±0.0%	±0.0%
Combined Std. Uncertainty								±14.5%	±14.0%
Expanded STD Uncertainty (κ=2)								±29.1%	±28.0%

SECTION 10: RF Exposure Conditions (Test Configurations)

10.1 SAR-based Exemption - FCC section 1.1307

Exception condition as per section 1.1307 (b)(3)(i)(B)
the available maximum time-averaged power or effective radiated power (ERP), whichever is greater, is less than or equal to the threshold P_{th} (mW) described in the following formula. This method shall only be used at separation distances (cm) from 0.5 cm to 40 cm and at frequencies from 0.3 GHz to 6 GHz (inclusive). P_{th} is given by:

$$P_{th}\ (mW) = \begin{cases} ERP_{20dm}\ (d/20\ cm)^x & d \leq 20\ cm \\ ERP_{20cm} & 20\ cm < d \leq 40cm \end{cases}$$

Where

$$x = -\log_{10}\left(\frac{60}{ERP_{20dm}\sqrt{f}}\right)\ and\ f\ is\ in\ GHz;$$

And

$$ERP_{20cm}(mW) = \begin{cases} 2040\ f & 0.3\ GHz \leq f < 1.5\ GHz \\ 3060 & 1.5\ GHz \leq f \leq 6\ GHz \end{cases}$$

d = the separation distance.

In the table below, when the separation of antenna to EUT's surfaces and edges are
≤ 5 cm, the separation distance used for the SAR exclusion calculations is 0.5 cm.

As per section 1.1307 (b)(2)
Separation distance is the minimum distance in any direction from any part of a radiating structure and any part of the body of a nearby person.

Radiating structure is an unshielded RF current-carrying conductor that generates an RF reactive near electric or magnetic field and/or radiates an RF electromagnetic wave. It is the component of an RF source that transmits, generates, or reradiates an RF fields, such as an antenna, aperture, coil, or plate.

For Full Power exemption

Antenna	RAT	Frequency	Output Power or ERP		Separation Distances (mm)								Calculated Threshold Value							
		[MHz]	dBm	mW	Edge1	Edge2	Edge3	Edge4	Rear	Rear tilt (Edge1 side)	Rear tilt (Edge2 side)	Rear tilt (Edge4 side)	Edge1	Edge2	Edge3	Edge4	Rear	Rear tilt (Edge1 side)	Rear tilt (Edge2 side)	Rear tilt (Edge4 side)
Main	WCDMA	1850	24.61	289	41.80	268.40	82.10	1.70	7.60	41.80	268.40	1.70	171 mW -MEASURE-	3060 mW -EXEMPT-	594 mW -EXEMPT-	<5mm - MEASURE-	7 mW -MEASURE-	171 mW -MEASURE-	3060 mW -EXEMPT-	<5mm - MEASURE-
Main	WCDMA	1710	23.36	217	41.80	268.40	82.10	1.70	7.60	41.80	268.40	1.70	176 mW -MEASURE-	3060 mW -EXEMPT-	603 mW -EXEMPT-	<5mm - MEASURE-	8 mW -MEASURE-	176 mW -MEASURE-	3060 mW -EXEMPT-	<5mm - MEASURE-
Main	WCDMA	824	24.00	251	41.80	268.40	82.10	1.70	7.60	41.80	268.40	1.70	186 mW -MEASURE-	1680.96 mW -EXEMPT-	481 mW -EXEMPT-	<5mm - MEASURE-	17 mW -MEASURE-	186 mW -MEASURE-	1680.96 mW -EXEMPT-	<5mm - MEASURE-
Main	LTE	1850	24.61	289	41.80	268.40	82.10	1.70	7.60	41.80	268.40	1.70	171 mW -MEASURE-	3060 mW -EXEMPT-	594 mW -EXEMPT-	<5mm - MEASURE-	7 mW -MEASURE-	171 mW -MEASURE-	3060 mW -EXEMPT-	<5mm - MEASURE-
Main	LTE	1710	24.16	261	41.80	268.40	82.10	1.70	7.60	41.80	268.40	1.70	176 mW -MEASURE-	3060 mW -EXEMPT-	603 mW -EXEMPT-	<5mm - MEASURE-	8 mW -MEASURE-	176 mW -MEASURE-	3060 mW -EXEMPT-	<5mm - MEASURE-
Main	LTE	824	24.00	251	41.80	268.40	82.10	1.70	7.60	41.80	268.40	1.70	186 mW -MEASURE-	1680.96 mW -EXEMPT-	481 mW -EXEMPT-	<5mm - MEASURE-	17 mW -MEASURE-	186 mW -MEASURE-	1680.96 mW -EXEMPT-	<5mm - MEASURE-
Main	LTE	2500	24.00	251	41.80	268.40	82.10	1.70	7.60	41.80	268.40	1.70	155 mW -MEASURE-	3060 mW -EXEMPT-	560 mW -EXEMPT-	<5mm - MEASURE-	6 mW -MEASURE-	155 mW -MEASURE-	3060 mW -EXEMPT-	<5mm - MEASURE-
Main	LTE	699	24.00	251	41.80	268.40	82.10	1.70	7.60	41.80	268.40	1.70	187 mW -MEASURE-	1425.96 mW -EXEMPT-	449 mW -EXEMPT-	<5mm - MEASURE-	20 mW -MEASURE-	187 mW -MEASURE-	1425.96 mW -EXEMPT-	<5mm - MEASURE-
Main	LTE	777	24.00	251	41.80	268.40	82.10	1.70	7.60	41.80	268.40	1.70	186 mW -MEASURE-	1585.08 mW -EXEMPT-	469 mW -EXEMPT-	<5mm - MEASURE-	18 mW -MEASURE-	186 mW -MEASURE-	1585.08 mW -EXEMPT-	<5mm - MEASURE-
Main	LTE	788	24.00	251	41.80	268.40	82.10	1.70	7.60	41.80	268.40	1.70	186 mW -MEASURE-	1607.52 mW -EXEMPT-	472 mW -EXEMPT-	<5mm - MEASURE-	18 mW -MEASURE-	186 mW -MEASURE-	1607.52 mW -EXEMPT-	<5mm - MEASURE-
Main	LTE	1850	24.61	289	41.80	268.40	82.10	1.70	7.60	41.80	268.40	1.70	171 mW -MEASURE-	3060 mW -EXEMPT-	594 mW -EXEMPT-	<5mm - MEASURE-	7 mW -MEASURE-	171 mW -MEASURE-	3060 mW -EXEMPT-	<5mm - MEASURE-
Main	LTE	814	24.00	251	41.80	268.40	82.10	1.70	7.60	41.80	268.40	1.70	186 mW -MEASURE-	1660.56 mW -EXEMPT-	479 mW -EXEMPT-	<5mm - MEASURE-	17 mW -MEASURE-	186 mW -MEASURE-	1660.56 mW -EXEMPT-	<5mm - MEASURE-
Main	LTE	3400	19.00	79	41.80	268.40	82.10	1.70	7.60	41.80	268.40	1.70	139 mW -EXEMPT-	3060 mW -EXEMPT-	528 mW -EXEMPT-	<5mm - MEASURE-	5 mW -MEASURE-	139 mW -EXEMPT-	3060 mW -EXEMPT-	<5mm - MEASURE-
Main	LTE	3550	19.24	84	41.80	268.40	82.10	1.70	7.60	41.80	268.40	1.70	137 mW -EXEMPT-	3060 mW -EXEMPT-	524 mW -EXEMPT-	<5mm - MEASURE-	5 mW -MEASURE-	137 mW -EXEMPT-	3060 mW -EXEMPT-	<5mm - MEASURE-
Main	LTE	1710	24.16	261	41.80	268.40	82.10	1.70	7.60	41.80	268.40	1.70	176 mW -MEASURE-	3060 mW -EXEMPT-	603 mW -EXEMPT-	<5mm - MEASURE-	8 mW -MEASURE-	176 mW -MEASURE-	3060 mW -EXEMPT-	<5mm - MEASURE-
Main	LTE	663	24.00	251	41.80	268.40	82.10	1.70	7.60	41.80	268.40	1.70	187 mW -MEASURE-	1352.52 mW -EXEMPT-	439 mW -EXEMPT-	<5mm - MEASURE-	22 mW -MEASURE-	187 mW -MEASURE-	1352.52 mW -EXEMPT-	<5mm - MEASURE-

For Reduction Power exemption

Antenna	RAT	Frequency	Output Power or ERP		Separation Distances (mm)								Calculated Threshold Value							
		[MHz]	dBm	mW	Edge1	Edge2	Edge3	Edge4	Rear	Rear tilt (Edge1 side)	Rear tilt (Edge2 side)	Rear tilt (Edge4 side)	Edge1	Edge2	Edge3	Edge4	Rear	Rear tilt (Edge1 side)	Rear tilt (Edge2 side)	Rear tilt (Edge4 side)
Main	WCDMA	1850	17.91	62	41.80	268.40	82.10	1.70	7.60	41.80	268.40	1.70	171 mW -EXEMPT-	3060 mW -EXEMPT-	594 mW -EXEMPT-	<5mm - MEASURE-	7 mW -MEASURE-	171 mW -EXEMPT-	3060 mW -EXEMPT-	<5mm - MEASURE-
Main	WCDMA	1710	16.96	50	41.80	268.40	82.10	1.70	7.60	41.80	268.40	1.70	176 mW -EXEMPT-	3060 mW -EXEMPT-	603 mW -EXEMPT-	<5mm - MEASURE-	8 mW -MEASURE-	176 mW -EXEMPT-	3060 mW -EXEMPT-	<5mm - MEASURE-
Main	WCDMA	824	17.70	59	41.80	268.40	82.10	1.70	7.60	41.80	268.40	1.70	186 mW -EXEMPT-	1680.96 mW -EXEMPT-	481 mW -EXEMPT-	<5mm - MEASURE-	17 mW -MEASURE-	186 mW -EXEMPT-	1680.96 mW -EXEMPT-	<5mm - MEASURE-
Main	LTE	1850	18.01	63	41.80	268.40	82.10	1.70	7.60	41.80	268.40	1.70	171 mW -EXEMPT-	3060 mW -EXEMPT-	594 mW -EXEMPT-	<5mm - MEASURE-	7 mW -MEASURE-	171 mW -EXEMPT-	3060 mW -EXEMPT-	<5mm - MEASURE-
Main	LTE	1710	17.66	58	41.80	268.40	82.10	1.70	7.60	41.80	268.40	1.70	176 mW -EXEMPT-	3060 mW -EXEMPT-	603 mW -EXEMPT-	<5mm - MEASURE-	8 mW -MEASURE-	176 mW -EXEMPT-	3060 mW -EXEMPT-	<5mm - MEASURE-
Main	LTE	824	16.80	48	41.80	268.40	82.10	1.70	7.60	41.80	268.40	1.70	186 mW -EXEMPT-	1680.96 mW -EXEMPT-	481 mW -EXEMPT-	<5mm - MEASURE-	17 mW -MEASURE-	186 mW -EXEMPT-	1680.96 mW -EXEMPT-	<5mm - MEASURE-
Main	LTE	2500	16.00	40	41.80	268.40	82.10	1.70	7.60	41.80	268.40	1.70	155 mW -EXEMPT-	3060 mW -EXEMPT-	560 mW -EXEMPT-	<5mm - MEASURE-	6 mW -MEASURE-	155 mW -EXEMPT-	3060 mW -EXEMPT-	<5mm - MEASURE-
Main	LTE	699	18.40	69	41.80	268.40	82.10	1.70	7.60	41.80	268.40	1.70	187 mW -EXEMPT-	1425.96 mW -EXEMPT-	449 mW -EXEMPT-	<5mm - MEASURE-	20 mW -MEASURE-	187 mW -EXEMPT-	1425.96 mW -EXEMPT-	<5mm - MEASURE-
Main	LTE	777	18.10	65	41.80	268.40	82.10	1.70	7.60	41.80	268.40	1.70	186 mW -EXEMPT-	1585.08 mW -EXEMPT-	469 mW -EXEMPT-	<5mm - MEASURE-	18 mW -MEASURE-	186 mW -EXEMPT-	1585.08 mW -EXEMPT-	<5mm - MEASURE-
Main	LTE	788	17.40	55	41.80	268.40	82.10	1.70	7.60	41.80	268.40	1.70	186 mW -EXEMPT-	1607.52 mW -EXEMPT-	472 mW -EXEMPT-	<5mm - MEASURE-	18 mW -MEASURE-	186 mW -EXEMPT-	1607.52 mW -EXEMPT-	<5mm - MEASURE-
Main	LTE	1850	18.01	63	41.80	268.40	82.10	1.70	7.60	41.80	268.40	1.70	171 mW -EXEMPT-	3060 mW -EXEMPT-	594 mW -EXEMPT-	<5mm - MEASURE-	7 mW -MEASURE-	171 mW -EXEMPT-	3060 mW -EXEMPT-	<5mm - MEASURE-
Main	LTE	814	17.10	51	41.80	268.40	82.10	1.70	7.60	41.80	268.40	1.70	186 mW -EXEMPT-	1660.56 mW -EXEMPT-	479 mW -EXEMPT-	<5mm - MEASURE-	17 mW -MEASURE-	186 mW -EXEMPT-	1660.56 mW -EXEMPT-	<5mm - MEASURE-
Main	LTE	3400	11.00	13	41.80	268.40	82.10	1.70	7.60	41.80	268.40	1.70	139 mW -EXEMPT-	3060 mW -EXEMPT-	528 mW -EXEMPT-	<5mm - MEASURE-	5 mW -MEASURE-	139 mW -EXEMPT-	3060 mW -EXEMPT-	<5mm - MEASURE-
Main	LTE	3550	11.24	13	41.80	268.40	82.10	1.70	7.60	41.80	268.40	1.70	137 mW -EXEMPT-	3060 mW -EXEMPT-	524 mW -EXEMPT-	<5mm - MEASURE-	5 mW -MEASURE-	137 mW -EXEMPT-	3060 mW -EXEMPT-	<5mm - MEASURE-
Main	LTE	1710	17.06	51	41.80	268.40	82.10	1.70	7.60	41.80	268.40	1.70	176 mW -EXEMPT-	3060 mW -EXEMPT-	603 mW -EXEMPT-	<5mm - MEASURE-	8 mW -MEASURE-	176 mW -EXEMPT-	3060 mW -EXEMPT-	<5mm - MEASURE-
Main	LTE	663	18.10	65	41.80	268.40	82.10	1.70	7.60	41.80	268.40	1.70	187 mW -EXEMPT-	1352.52 mW -EXEMPT-	439 mW -EXEMPT-	<5mm - MEASURE-	22 mW -MEASURE-	187 mW -EXEMPT-	1352.52 mW -EXEMPT-	<5mm - MEASURE-

	: measurement is NOT required
	: measurement is required

SECTION 11: Description of the Body setup

11.1 Test position

According to the previous considerations, following position is required.

Additional surfaces will be tested to evaluate the addition of other features.

Table Test position

No.	Position	Test distance	DSI 0	Test distance	DSI 1
			Tested		Tasted
1	Edge1	0 mm	☒	0 mm	☐
2	Edge2	0 mm	☐	0 mm	☐
3	Edge3	0 mm	☒	0 mm	☐
4	Edge4	19 mm	☒	0 mm	☒
5	Rear	9 mm	☒	0 mm	☒
6	Rear tilt (Edge 1 side)	0 mm	☒	0 mm	☐
7	Rear tilt (Edge 2 side)	0 mm	☐	0 mm	☐
8	Rear tilt (Edge 4 side)	9 mm	☒	0 mm	☒

SECTION 12: Conducted Output Power / SAR / PD Measurements

12.1 Measurement configuration for conducted output power

WWAN average output power was measured with burst power (on time).

12.1.1 WCDMA configuration

Release 99 Setup Procedures used to establish the test signals

The following tests were completed according to the test requirements outlined in section 5.2 of the 3GPP TS34.121-1 specification. The DUT supports power Class 3, which has a nominal maximum output power of 24 dBm (+1.7/-3.7).

Mode	Subtest	Rel99
WCDMA General Settings	Loopback Mode	Test Mode 2
	Rel99 RMC	12.2kbps RMC
	Power Control Algorithm	Algorithm2
	βc/βd	8/15

HSDPA Setup Procedures used to establish the test signals

The following 4 Sub-tests were completed according to Release 5 procedures in section 5.2 of 3GPP TS34.121. A summary of these settings are illustrated below:

Table C.10.2.4: β values for transmitter characteristics tests with HS-DPCCH

	Mode	HSDPA	HSDPA	HSDPA	HSDPA
	Subtest	1	2	3	4
W-CDMA General Settings	Loopback Mode	Test Mode 1			
	Rel99 RMC	12.2kbps RMC			
	HSDPA FRC	H-Set 1			
	Power Control Algorithm	Algorithm 2			
	βc	2/15	11/15	15/15	15/15
	βd	15/15	15/15	8/15	4/15
	Bd (SF)	64			
	βc/βd	2/15	11/15	15/8	15/4
	βhs	4/15	24/15	30/15	30/15
	MPR (dB)	0	0	0.5	0.5
HSDPA Specific Settings	D_{ACK}	8			
	D_{NAK}	8			
	DCQI	8			
	Ack-Nack repetition factor	3			
	CQI Feedback (Table 5.2B.4)	4ms			
	CQI Repetition Factor (Table 5.2B.4)	2			
	Ahs=βhs/βc	30/15			

HSPA (HSDPA & HSUPA) Setup Procedures used to establish the test signals

The following 5 Sub-tests were completed according to Release 6 procedures in table C,11.1.3 of 3GPP TS 34.121-1
A summary of these settings are illustrated below:

Table C.11.1.3: β values for transmitter characteristics tests with HS-DPCCH and E-DCH

	Mode	HSPA				
	Subtest	1	2	3	4	5
WCDMA General Settings	Loopback Mode	Test Mode 1				
	Rel99 RMC	12.2 kbps RMC				
	HSDPA FRC	H-Set 1				
	HSUPA Test	HSPA				
	Power Control Algorithm	Algorithm 2				Algorithm 1
	βc	11/15	6/15	15/15	2/15	15/15
	βd	15/15	15/15	9/15	15/15	0
	βec	209/225	12/15	30/15	2/15	5/15
	βc/βd	11/15	6/15	15/9	2/15	-
	βhs	22/15	12/15	30/15	4/15	5/15
	βed	1309/225	94/75	47/15	56/75	47/15
	CM (dB)	1	3	2	3	1
	MPR (dB)	0	2	1	2	0
HSDPA Specific Settings	DACK	8				0
	DNAK	8				0
	DCQI	8				0
	Ack-Nack repetition factor	3				
	CQI Feedback (Table 5.2B.4)	4ms				
	CQI Repetition Factor (Table 5.2B.4)	2				
	Ahs = βhs/βc	30/15				
HSUPA Specific Settings	E-DPDCCH	6	8	8	5	0
	DHARQ	0	0	0	0	0
	AG Index	20	12	15	17	12
	ETFCI (from 34.121 Table C.11.1.3)	75	67	92	71	67
	Associated Max UL Data Rate kbps	242.1	174.9	482.8	205.8	308.9
	Reference E-TFCIs	5	5	2	5	1
	Reference E-TFCI	11	11	11	11	67
	Reference E-TFCI PO	4	4	4	4	18
	Reference E-TFCI	67	67	92	67	67
	Reference E-TFCI PO	18	18	18	18	18
	Reference E-TFCI	71	71	71	71	71
	Reference E-TFCI PO	23	23	23	23	23
	Reference E-TFCI	75	75	75	75	75
	Reference E-TFCI PO	26	26	26	26	26
	Reference E-TFCI	81	81	81	81	81
	Reference E-TFCI PO	27	27	27	27	27
	Maximum Channelization Codes	2xSF2				SF4

DC-HSDPA Setup Procedures used to establish the test signals

The following tests were completed according to procedures in section 7.3.13 of 3GPP TS34.108. A summary of these settings are illustrated below:
Downlink Physical Channels are set as per 3GPP TS34.121-1

Table E.5.0: Levels for HSDPA connection setup

Parameter During Connection setup	Unit	Value
P-CPICH_Ec/Ior	dB	-10
P-CCPCH and SCH_Ec/Ior	dB	-12
PICH _Ec/Ior	dB	-15
HS-PDSCH	dB	off
HS-SCCH_1	dB	off
DPCH_Ec/Ior	dB	-5
OCNS_Ec/Ior	dB	-3.1

Call is set up as per 3GPP TS34.108 sub clause 7.3.13
The configurations of the fixed reference channels for HSDPA RF tests are described in 3GPP TS 34.121, annex C for FDD and 3GPP TS 34.122.

Table C.8.1.12: Fixed Reference Channel H-Set 12

Parameter	Unit	Value
Nominal Avg. Inf. Bit Rate	kbps	60
Inter-TTI Distance	TTI's	1
Number of HARQ Processes	Processes	6
Information Bit Payload (N_{INF})	Bits	120
Number Code Blocks	Blocks	1
Binary Channel Bits Per TTI	Bits	960
Total Available SML's in UE	SML's	19200
Number of SML's per HARQ Proc.	SML's	3200
Coding Rate		0.15
Number of Physical Channel Codes	Codes	1
Modulation		QPSK
Note 1: The RMC is intended to be used for DC-HSDPA mode and both cells shall transmit with identical parameters as listed in the table. Note 2: Maximum number of transmission is limited to 1, i.e., retransmission is not allowed. The redundancy and constellation version 0 shall be used.		

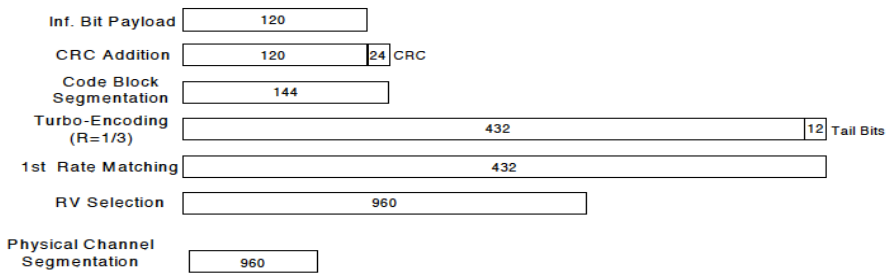

Figure C.8.19: Coding rate for Fixed reference Channel H-Set 12 (QPSK)

The following 4 Sub-tests for HSDPA were completed according to Release 8 procedures in section 5.2 of 3GPP TS34.121.
A summary of subtest settings are illustrated below:

	Mode	HSDPA	HSDPA	HSDPA	HSDPA
	Subtest	1	2	3	4
WCDMA General Settings	Loopback Mode	Test Mode 1			
	Rel99 RMC	12.2kbps RMC			
	HSDPA FRC	H-Set 1			
	Power Control Algorithm	Algorithm2			
	βc	2/15	11/15	15/15	15/15
	βd	15/15	15/15	8/15	4/15
	βd (SF)	64			
	βc/βd	2/15	12/15	15/8	15/4
	βhs	4/15	24/15	30/15	30/15
	MPR (dB)	0	0	0.5	0.5
HSDPA Specific Settings	DACK	8			
	DNAK	8			
	DCQI	8			
	Ack-Nack Repetition factor	3			
	CQI Feedback	4ms			
	CQI Repetition Factor	2			
	Ahs = βhs/ βc	30/15			

HSPA+

The following 1 Sub-test was completed according to Release 7 procedures in section 5.2 of 3GPP TS34.121. A summary of these settings are illustrated below:

Table C.11.1.4: **β values for transmitter characteristics tests with HS-DPCCH and E-DCH with 16QAM**

Sub-test	β_c (Note3)	β_d	β_{HS} (Note1)	β_{ec}	β_{ed} (2xSF2) (Note 4)	β_{ed} (2xSF4) (Note 4)	CM (dB) (Note 2)	MPR (dB) (Note 2)	AG Index (Note 4)	E-TFCI (Note 5)	E-TFCI (boost)
1	1	0	30/15	30/15	$\beta_{ed}1$: 30/15 $\beta_{ed}2$: 30/15	$\beta_{ed}3$: 24/15 $\beta_{ed}4$: 24/15	3.5	2.5	14	105	105

Note 1: Δ_{ACK}, Δ_{NACK} and Δ_{CQI} = 30/15 with β_{hs} = 30/15 * β_c .
Note 2: CM = 3.5 and the MPR is based on the relative CM difference, MPR = MAX(CM-1,0).
Note 3: DPDCH is not configured, therefore the β_c is set to 1 and β_d = 0 by default.
Note 4: β_{ed} can not be set directly; it is set by Absolute Grant Value.
Note 5: All the sub-tests require the UE to transmit 2SF2+2SF4 16QAM EDCH and they apply for UE using E-DPDCH category 7. E-DCH TTI is set to 2ms TTI and E-DCH table index = 2. To support these E-DCH configurations DPDCH is not allocated. The UE is signalled to use the extrapolation algorithm.

12.1.2 LTE single configuration

The following tests were conducted according to the test requirements outlined in section 6.2 of the 3GPP TS36.101 specification.
UE Power Class: 3 (23 +/- 2 dBm). The allowed Maximum Power Reduction (MPR) for the maximum output power due to higher order modulation and transmit bandwidth configuration (resource blocks) is specified in Table 6.2.3-1 of the 3GPP TS36.101.

Table 6.2.3-1: Maximum Power Reduction (MPR) for Power Class 1, 2 and 3

Modulation	Channel bandwidth / Transmission bandwidth (N_{RB})						MPR (dB)
	1.4 MHz	3.0 MHz	5 MHz	10 MHz	15 MHz	20 MHz	
QPSK	> 5	> 4	> 8	> 12	> 16	> 18	≤ 1
16 QAM	≤ 5	≤ 4	≤ 8	≤ 12	≤ 16	≤ 18	≤ 1
16 QAM	> 5	> 4	> 8	> 12	> 16	> 18	≤ 2
64 QAM	≤ 5	≤ 4	≤ 8	≤ 12	≤ 16	≤ 18	≤ 2
64 QAM	> 5	> 4	> 8	> 12	> 16	> 18	≤ 3
256 QAM	≥ 1						≤ 5

The allowed A-MPR values specified below in Table 6.2.4.-1 of 3GPP TS36.101 are in addition to the allowed MPR requirements. All the measurements below were performed with A-MPR disabled, by using Network Signaling Value of “NS_01”.

Network Signalling value	Requirements (subclause)	E-UTRA Band	Channel bandwidth (MHz)	Resources Blocks (N_{RB})	A-MPR (dB)
NS_01	6.6.2.1.1	Table 5.5-1	1.4, 3, 5, 10, 15, 20	Table 5.6-1	N/A

12.1.3 LTE CA configuration

The following tests were conducted according to the test requirements outlined in section 6.2 of the 3GPP TS36.101 specification.

For intra-band contiguous carrier aggregation the allowed Maximum Power Reduction (MPR) for the maximum output power applicable to the DUT in table below. In case the modulation format is different on different component carriers then the MPR is determined by the rules applied to higher order of those modulations.

Modulation	CA bandwidth Class B and C / Smallest Component Carrier Transmission Bandwidth Configuration				MPR (dB)
	25 RB	50 RB	75 RB	100 RB	
QPSK	> 8 and ≤ 25	> 12 and ≤ 50	> 16 and ≤ 75	> 18 and ≤ 100	≤ 1
QPSK	> 25	> 50	> 75	> 100	≤ 2
16 QAM	≤ 8	≤ 12	≤ 16	≤ 18	≤ 1
16 QAM	> 8 and ≤ 25	> 12 and ≤ 50	> 16 and ≤ 75	> 18 and ≤ 100	≤ 2
16 QAM	> 25	> 50	> 75	> 100	≤ 3
64 QAM	≤ 8 and allocation wholly contained within a single CC	≤ 12 and allocation wholly contained within a single CC	≤ 16 and allocation wholly contained within a single CC	≤ 18 and allocation wholly contained within a single CC	≤ 2
64 QAM	> 8 or allocation extends across two CC's	> 12 or allocation extends across two CC's	> 16 or allocation extends across two CC's	> 18 or allocation extends across two CC's	≤ 3

For PUCCH and SRS transmissions, the allowed MPR is according to that specified for PUSCH WPDK modulation for the corresponding transmission bandwidth.

12.1.4 LTE CA power measurement combination

SAR test exclusion for LTE downlink Carrier Aggregation is determined by power measurements according to the number of component carriers (CCs) supported by the product implementation. Per April 2018 TCBC Workshop Notes, the following test reduction methodology was applied to determine the combinations required for conducted power measurements.

LTE DLCA Test Reduction Methodology:
- The supported combinations were arranged by the number of component carriers in columns.
- Any limitations on the PCC or SCC for each combination were identified alongside the combination.
- Power measurements were performed for "supersets" (LTE CA combinations with multiple components carriers) and any "subsets" (LTE CA combinations with fewer component carriers) that were not completely covered by the supersets.
- Only subsets that have the exact same components as a superset were excluded for measurement.
- When there were certain restrictions on component carriers that existed in the superset that were not applied for the subset, the subset configuration was additionally evaluated.
- Both inter-band and intra-band downlink carrier aggregation scenarios were considered.
- Downlink CA combinations for SISO and 2x2 Downlink MIMO operations were measured independently, per May 2017 TCBC Workshop notes.
- All bands required for SAR testing per FCC KDB procedures were considered.

General PCC and SCC configuration selection procedure:
- PCC uplink channel, channel bandwidth, modulation and RB configurations were selected based on section C)3)b)ii) of KDB 941225 D05 V01r02. The downlink PCC channel was paired with the selected PCC uplink channel according to normal configurations without carrier aggregation.
- To maximize aggregated bandwidth, highest channel bandwidth available for that CA combination was selected for SCC. For inter-band CA, the SCC downlink channels were selected near the middle of their transmission bands. For contiguous intra-band CA, the downlink channel spacing between the component carriers was set to multiple of 300 kHz less than the nominal channel spacing defined in section 5.4.1A of 3GPP TS 36.521. For non-contiguous intra-band CA, the downlink channel spacing between the component carriers was set to be larger than the nominal channel spacing and provided maximum separation between the component carriers.
- All selected PCC and SCC(s) remained fully within the uplink/downlink transmission band of the respective component carrier.

Downlink CA with Downlink 2x2 MIMO RF Conducted Powers:
This device supports downlink 4x4 MIMO operations for some LTE bands. Uplink transmission is limited to a single output stream. When carrier aggregation was applicable, the general test selection and setup procedures described above were applied.

Uplink CA Conducted Powers:
This device supports uplink carrier aggregation for some LTE bands with a maximum of two component carriers. For intra-band contiguous carrier aggregation scenarios, 3GPP 36.101 Table 6.2.2A-1 specifies that the aggregate maximum allowed output power is equivalent to the single carrier scenario. 3GPP 36.101 6.2.3A allows for several dB of MPR to be applied when noncontiguous RB allocation is implemented. The conducted powers and MPR settings in this device are permanently implemented per the above 3GPP requirements.

Per FCC Guidance, the output power with uplink CA active was measured for the configuration with the highest reported SAR with single carrier for each exposure condition. The power was measured with wideband signal integration over both component carriers.

Downlink CA with Uplink CA Enabled:
This device supports uplink carrier aggregation (ULCA) with additional Carrier Aggregation configurations active in the downlink. 2x2 DL MIMO is only operating in the downlink. Uplink transmission is limited to a single output stream for each component carrier of ULCA.
Power measurements were performed with ULCA active and additional CA configurations active in the downlink for the configuration per Fall 2017 TCB Workshop Notes.

12.2 WCDMA Power measurement result

12.2.1 WCDMA Band 2

R99

Band	Mode	UL Ch No.	Freq.	Tune-up Upper Power(dBm)		Avg Pwr (dBm)	
				Full Power	Reduced Power	Full Power	Reduced Power
W-CDMA (UMTS) Band 2	Rel 99 (RMC, 12.2 kbps)	9262	1852.4	24.00	17.70	23.11	16.85
		9400	1880.0	24.00	17.70	23.22	16.96
		9538	1907.6	24.00	17.70	23.29	17.03

HSDPA

Band	Mode	UL Ch No.	Freq.	Tune-up Upper Power(dBm)		Avg Pwr (dBm)	
				Full Power	Reduced Power	Full Power	Reduced Power
W-CDMA (UMTS) Band 2	Subtest 1	9262	1852.4	21.50	16.70	21.12	15.71
		9400	1880.0	21.50	16.70	20.07	14.75
		9538	1907.6	21.50	16.70	20.36	14.91
	Subtest 2	9262	1852.4	22.00	16.70	21.38	15.60
		9400	1880.0	22.00	16.70	20.44	15.11
		9538	1907.6	22.00	16.70	20.87	15.26
	Subtest 3	9262	1852.4	21.50	15.70	20.70	14.82
		9400	1880.0	21.50	15.70	19.73	14.12
		9538	1907.6	21.50	15.70	20.14	14.34
	Subtest 4	9262	1852.4	21.50	16.20	20.77	15.15
		9400	1880.0	21.50	16.20	19.82	14.23
		9538	1907.6	21.50	16.20	20.38	14.44

DC-HSDPA

Band	Mode	UL Ch No.	Freq.	Tune-up Upper Power(dBm)		Avg Pwr (dBm)	
				Full Power	Reduced Power	Full Power	Reduced Power
W-CDMA (UMTS) Band 2	Subtest 1	9262	1852.4	21.50	16.20	20.88	15.44
		9400	1880.0	21.50	16.20	19.86	14.46
		9538	1907.6	21.50	16.20	20.10	14.55
	Subtest 2	9262	1852.4	22.00	16.70	21.27	15.57
		9400	1880.0	22.00	16.70	20.34	14.96
		9538	1907.6	22.00	16.70	20.76	15.15
	Subtest 3	9262	1852.4	21.50	15.70	20.72	15.27
		9400	1880.0	21.50	15.70	19.68	14.11
		9538	1907.6	21.50	15.70	19.92	14.20
	Subtest 4	9262	1852.4	21.50	16.20	20.88	15.19
		9400	1880.0	21.50	16.20	19.96	14.37
		9538	1907.6	21.50	16.20	20.33	14.53

HSUPA

Band	Mode	UL Ch No.	Freq.	Tune-up Upper Power(dBm)		Avg Pwr (dBm)	Avg Pwr (dBm)
				Full Power	Reduced Power	Full Power	Reduced Power
WCDMA (UMTS) Band 2	Subtest 1	9262	1852.4	23.00	16.70	21.64	15.86
		9400	1880.0	23.00	16.70	21.09	15.63
		9538	1907.6	23.00	16.70	21.35	15.68
	Subtest 2	9262	1852.4	21.50	16.50	20.63	15.78
		9400	1880.0	21.50	16.50	19.86	14.59
		9538	1907.6	21.50	16.50	20.27	14.69
	Subtest 3	9262	1852.4	22.00	16.70	21.52	15.78
		9400	1880.0	22.00	16.70	20.51	15.36
		9538	1907.6	22.00	16.70	20.76	15.53
	Subtest 4	9262	1852.4	21.50	16.70	20.79	15.78
		9400	1880.0	21.50	16.70	20.44	14.83
		9538	1907.6	21.50	16.70	20.59	14.97
	Subtest 5	9262	1852.4	22.50	16.70	21.34	15.80
		9400	1880.0	22.50	16.70	20.84	15.19
		9538	1907.6	22.50	16.70	21.13	15.39

HSPA+

Band	Mode	UL Ch No.	Freq. (MHz)	Tune-up Upper Power(dBm)		Avg Pwr (dBm)	
				Full Power	Reduced Power	Full Power	Reduced Power
W-CDMA (UMTS) Band 2	Subtest 1	9262	1852.4	23.00	16.70	21.78	15.41
		9400	1880.0	23.00	16.70	21.83	15.46
		9538	1907.6	23.00	16.70	21.94	15.76

12.2.2 WCDMA Band 4

R99

Band	Mode	UL Ch No.	Freq.	Tune-up Upper Power(dBm)		Avg Pwr (dBm)	
				Full Power	Reduced Power	Full Power	Reduced Power
W-CDMA (UMTS) Band 4	Rel 99 (RMC, 12.2 kbps)	1312	1712.4	23.20	16.80	23.03	15.89
		1413	1732.6	23.20	16.80	23.15	15.92
		1513	1752.6	23.20	16.80	22.82	15.58

HSDPA

Band	Mode	UL Ch No.	Freq.	Tune-up Upper Power(dBm)		Avg Pwr (dBm)	
				Full Power	Reduced Power	Full Power	Reduced Power
W-CDMA (UMTS) Band 4	Subtest 1	1312	1712.4	22.00	15.80	21.99	15.34
		1413	1732.6	22.00	15.80	20.80	14.21
		1513	1752.6	22.00	15.80	21.85	15.04
	Subtest 2	1312	1712.4	22.00	15.80	21.96	15.27
		1413	1732.6	22.00	15.80	20.84	13.91
		1513	1752.6	22.00	15.80	21.82	14.70
	Subtest 3	1312	1712.4	22.00	15.30	21.52	14.74
		1413	1732.6	22.00	15.30	20.42	13.54
		1513	1752.6	22.00	15.30	21.59	14.40
	Subtest 4	1312	1712.4	21.50	15.30	21.40	14.62
		1413	1732.6	21.50	15.30	20.29	13.32
		1513	1752.6	21.50	15.30	21.27	14.13

DC-HSDPA

Band	Mode	UL Ch No.	Freq.	Tune-up Upper Power(dBm)		Avg Pwr (dBm)	
				Full Power	Reduced Power	Full Power	Reduced Power
W-CDMA (UMTS) Band 4	Subtest 1	1312	1712.4	22.00	15.30	21.66	14.94
		1413	1732.6	22.00	15.30	20.52	13.67
		1513	1752.6	22.00	15.30	21.61	14.68
	Subtest 2	1312	1712.4	22.00	15.80	21.86	15.21
		1413	1732.6	22.00	15.80	20.74	13.89
		1513	1752.6	22.00	15.80	21.74	14.81
	Subtest 3	1312	1712.4	22.00	15.30	21.51	14.47
		1413	1732.6	22.00	15.30	20.42	13.59
		1513	1752.6	22.00	15.30	21.34	14.41
	Subtest 4	1312	1712.4	21.50	15.30	21.45	14.66
		1413	1732.6	21.50	15.30	20.34	13.36
		1513	1752.6	21.50	15.30	21.29	14.12

HSUPA

Band	Mode	UL Ch No.	Freq.	Tune-up Upper Power(dBm)		Avg Pwr (dBm)	
				Full Power	Reduced Power	Full Power	Reduced Power
WCDMA (UMTS) Band 4	Subtest 1	1312	1712.4	23.00	15.80	22.24	15.12
		1413	1732.6	23.00	15.80	21.65	14.89
		1513	1752.6	23.00	15.80	22.13	15.06
	Subtest 2	1312	1712.4	22.00	15.50	21.21	14.90
		1413	1732.6	22.00	15.50	20.30	13.52
		1513	1752.6	22.00	15.50	21.07	14.38
	Subtest 3	1312	1712.4	23.00	15.80	22.04	14.97
		1413	1732.6	23.00	15.80	21.34	14.26
		1513	1752.6	23.00	15.80	21.96	14.92
	Subtest 4	1312	1712.4	22.00	15.80	21.98	15.04
		1413	1732.6	22.00	15.80	20.81	14.37
		1513	1752.6	22.00	15.80	21.92	14.94
	Subtest 5	1312	1712.4	23.00	15.80	21.95	15.10
		1413	1732.6	23.00	15.80	21.32	14.29
		1513	1752.6	23.00	15.80	21.92	14.96

HSPA+

Band	Mode	UL Ch No.	Freq. (MHz)	Tune-up Upper Power(dBm)		Avg Pwr (dBm)	
				Full Power	Reduced Power	Full Power	Reduced Power
W-CDMA (UMTS) Band 4	Subtest 1	1312	1712.4	23.00	15.80	21.97	14.69
		1413	1732.6	23.00	15.80	22.04	14.76
		1513	1752.6	23.00	15.80	21.83	14.51

12.2.3 WCDMA Band 5

R99

Band	Mode	UL Ch No.	Freq. (MHz)	Tune-up Upper Power(dBm)		Avg Pwr (dBm)	
				Full Power	Reduced Power	Full Power	Reduced Power
W-CDMA (UMTS) Band 5	Rel 99 (RMC, 12.2 kbps)	4132	826.4	24.00	17.30	23.66	16.92
		4183	836.6	24.00	17.30	23.71	16.99
		4233	846.6	24.00	17.30	23.65	16.89

HSDPA

Band	Mode	UL Ch No.	Freq. (MHz)	Tune-up Upper Power(dBm)		Avg Pwr (dBm)	
				Full Power	Reduced Power	Full Power	Reduced Power
W-CDMA (UMTS) Band 5	Subtest 1	4132	826.4	22.00	15.30	20.73	14.44
		4183	836.6	22.00	15.30	21.02	14.63
		4233	846.6	22.00	15.30	20.02	13.50
	Subtest 2	4132	826.4	22.00	16.30	21.07	15.21
		4183	836.6	22.00	16.30	21.38	15.62
		4233	846.6	22.00	16.30	20.49	14.38
	Subtest 3	4132	826.4	21.50	14.80	20.54	14.02
		4183	836.6	21.50	14.80	20.76	14.15
		4233	846.6	21.50	14.80	19.86	13.10
	Subtest 4	4132	826.4	21.50	15.30	20.56	14.67
		4183	836.6	21.50	15.30	20.84	14.93
		4233	846.6	21.50	15.30	20.08	13.66

DC-HSDPA

Band	Mode	UL Ch No.	Freq. (MHz)	Tune-up Upper Power(dBm)		Avg Pwr (dBm)	
				Full Power	Reduced Power	Full Power	Reduced Power
W-CDMA (UMTS) Band 5	Subtest 1	4132	826.4	22.00	16.30	21.23	15.45
		4183	836.6	22.00	16.30	21.35	15.55
		4233	846.6	22.00	16.30	21.27	14.57
	Subtest 2	4132	826.4	22.00	16.30	21.06	15.37
		4183	836.6	22.00	16.30	21.09	15.52
		4233	846.6	22.00	16.30	21.14	14.51
	Subtest 3	4132	826.4	21.50	16.30	20.54	14.68
		4183	836.6	21.50	16.30	20.72	14.94
		4233	846.6	21.50	16.30	20.44	14.39
	Subtest 4	4132	826.4	21.50	16.30	20.71	14.78
		4183	836.6	21.50	16.30	20.87	14.88
		4233	846.6	21.50	16.30	20.63	14.49

HSUPA

Band	Mode	UL Ch No.	Freq. (MHz)	Tune-up Upper Power(dBm)		Avg Pwr (dBm)	
				Full Power	Reduced Power	Full Power	Reduced Power
WCDMA (UMTS) Band 5	Subtest 1	4132	826.4	23.00	16.30	21.93	15.63
		4183	836.6	23.00	16.30	22.25	15.93
		4233	846.6	23.00	16.30	21.72	15.51
	Subtest 2	4132	826.4	21.00	14.80	20.63	14.06
		4183	836.6	21.00	14.80	20.75	14.35
		4233	846.6	21.00	14.80	19.78	14.14
	Subtest 3	4132	826.4	22.00	16.30	20.92	14.52
		4183	836.6	22.00	16.30	21.27	14.97
		4233	846.6	22.00	16.30	20.78	14.49
	Subtest 4	4132	826.4	21.00	14.80	20.00	13.60
		4183	836.6	21.00	14.80	20.13	13.99
		4233	846.6	21.00	14.80	19.89	13.56
	Subtest 5	4132	826.4	23.00	16.30	21.93	15.49
		4183	836.6	23.00	16.30	22.24	15.88
		4233	846.6	23.00	16.30	21.67	15.49

HSPA+

Band	Mode	UL Ch No.	Freq. (MHz)	Tune-up Upper Power(dBm)		Avg Pwr (dBm)	
				Full Power	Reduced Power	Full Power	Reduced Power
W-CDMA (UMTS) Band 5	Subtest 1	4132	826.4	23.00	16.30	22.28	15.58
		4183	836.6	23.00	16.30	22.32	15.61
		4233	846.6	23.00	16.30	22.23	15.56

12.3 LTE Power measurement result
12.3.1 LTE Band 4 DSI 0

Band						Meas. Pwr Avg (dBm)		
4						UL Ch #		
BW (MHz)	Modu-lation	UL RB Allocation	UL RB Start	Target MPR	Tune-up Limit (dBm)	-	20175	-
						Freq(MHz)		
						-	1732.5	-
20	QPSK	1	0	0	24.0	-	23.42	-
		1	49	0	24.0	-	23.08	-
		1	99	0	24.0	-	23.55	-
		50	0	1	23.0	-	22.23	-
		50	24	1	23.0	-	22.21	-
		50	50	1	23.0	-	22.16	-
		100	0	1	23.0	-	22.21	-
	16QAM	1	0	1	23.0	-	22.70	-
		1	49	1	23.0	-	22.46	-
		1	99	1	23.0	-	22.58	-
		50	0	2	22.0	-	21.23	-
		50	24	2	22.0	-	21.24	-
		50	50	2	22.0	-	21.22	-
		100	0	2	22.0	-	21.27	-
	64QAM	1	0	2	22.0	-	21.77	-
		1	49	2	22.0	-	21.48	-
		1	99	2	22.0	-	21.32	-
		50	0	3	21.0	-	20.28	-
		50	24	3	21.0	-	20.29	-
		50	50	3	21.0	-	20.20	-
		100	0	3	21.0	-	20.25	-

Band						Meas. Pwr Avg (dBm)		
4						UL Ch #		
BW (MHz)	Modu-lation	UL RB Allocation	UL RB Start	Target MPR	Tune-up Limit (dBm)	20025	20175	20325
						Freq(MHz)		
						1717.5	1732.5	1747.5
15	QPSK	1	0	0	24.0	23.10	23.34	23.10
		1	37	0	24.0	22.93	23.07	22.88
		1	74	0	24.0	23.25	23.30	22.79
		36	0	1	23.0	22.30	22.23	22.25
		36	19	1	23.0	22.27	22.21	22.05
		36	39	1	23.0	22.26	22.20	22.01
		75	0	1	23.0	22.29	22.23	22.08
	16QAM	1	0	1	23.0	22.53	22.57	22.50
		1	37	1	23.0	22.31	22.60	22.48
		1	74	1	23.0	22.54	22.20	22.16
		36	0	2	22.0	21.21	21.27	21.12
		36	19	2	22.0	21.29	21.29	21.04
		36	39	2	22.0	21.26	21.30	20.97
		75	0	2	22.0	21.29	21.24	21.09
	64QAM	1	0	2	22.0	21.28	21.61	21.49
		1	37	2	22.0	21.21	21.33	21.40
		1	74	2	22.0	21.22	21.16	21.44
		36	0	3	21.0	20.19	20.34	20.17
		36	19	3	21.0	20.31	20.34	20.07
		36	39	3	21.0	20.30	20.30	20.04
		75	0	3	21.0	20.34	20.27	20.11

Band						Meas. Pwr Avg (dBm)		
4						UL Ch #		
BW (MHz)	Modu-lation	UL RB Allocation	UL RB Start	Target MPR	Tune-up Limit (dBm)	20000	20175	20350
						Freq(MHz)		
						1715	1732.5	1750
10	QPSK	1	0	0	24.0	23.17	23.34	23.16
		1	24	0	24.0	23.07	23.25	22.88
		1	49	0	24.0	22.79	23.10	23.09
		25	0	1	23.0	22.15	22.22	21.94
		25	12	1	23.0	22.14	22.24	21.95
		25	25	1	23.0	22.11	22.18	21.90
		50	0	1	23.0	22.13	22.23	21.94
	16QAM	1	0	1	23.0	22.34	22.71	22.40
		1	24	1	23.0	22.42	22.61	22.27
		1	49	1	23.0	22.79	22.63	22.16
		25	0	2	22.0	21.08	21.28	21.01
		25	12	2	22.0	21.14	21.36	20.99
		25	25	2	22.0	21.03	21.26	20.89
		50	0	2	22.0	21.11	21.28	20.98
	64QAM	1	0	2	22.0	21.14	21.70	21.68
		1	24	2	22.0	21.37	21.63	21.18
		1	49	2	22.0	21.38	21.48	21.08
		25	0	3	21.0	20.14	20.33	20.29
		25	12	3	21.0	20.22	20.31	20.26
		25	25	3	21.0	20.18	20.32	20.25
		50	0	3	21.0	20.14	20.35	20.02

Band						Meas. Pwr Avg (dBm)		
4						UL Ch #		
BW (MHz)	Modu-lation	UL RB Allocation	UL RB Start	Target MPR	Tune-up Limit (dBm)	19975	20175	20375
						Freq(MHz)		
						1712.5	1732.5	1752.5
5	QPSK	1	0	0	24.0	23.09	23.22	22.90
		1	12	0	24.0	23.24	23.21	22.88
		1	24	0	24.0	22.95	23.06	22.84
		12	0	1	23.0	22.33	22.51	21.91
		12	6	1	23.0	22.26	22.45	21.96
		12	13	1	23.0	22.23	22.43	21.88
		25	0	1	23.0	22.13	22.26	21.92
	16QAM	1	0	1	23.0	22.23	22.31	22.23
		1	12	1	23.0	22.56	22.32	22.04
		1	24	1	23.0	22.22	22.46	22.03
		12	0	2	22.0	21.21	21.35	21.00
		12	6	2	22.0	21.28	21.36	21.00
		12	13	2	22.0	21.16	21.37	20.96
		25	0	2	22.0	21.22	21.26	20.95
	64QAM	1	0	2	22.0	21.31	21.70	20.84
		1	12	2	22.0	21.12	21.74	21.03
		1	24	2	22.0	21.42	21.70	21.04
		12	0	3	21.0	20.25	20.30	20.05
		12	6	3	21.0	20.38	20.31	20.16
		12	13	3	21.0	20.23	20.33	20.00
		25	0	3	21.0	20.28	20.25	19.97

Band						Meas. Pwr Avg (dBm)		
4						UL Ch #		
BW (MHz)	Modu-lation	UL RB Allocation	UL RB Start	Target MPR	Tune-up Limit (dBm)	19965	20175	20385
						Freq(MHz)		
						1711.5	1732.5	1753.5
3	QPSK	1	0	0	24.0	23.08	23.23	22.75
		1	7	0	24.0	23.35	23.28	22.88
		1	14	0	24.0	23.10	23.20	22.71
		8	0	1	23.0	22.17	22.32	21.97
		8	4	1	23.0	22.32	22.34	21.99
		8	7	1	23.0	22.20	22.35	21.98
		15	0	1	23.0	22.18	22.28	21.93
	16QAM	1	0	1	23.0	22.32	22.42	22.19
		1	7	1	23.0	22.51	22.49	22.43
		1	14	1	23.0	22.37	22.50	22.22
		8	0	2	22.0	21.24	21.45	21.14
		8	4	2	22.0	21.39	21.39	21.16
		8	7	2	22.0	21.24	21.36	21.06
		15	0	2	22.0	21.31	21.42	21.08
	64QAM	1	0	2	22.0	21.35	21.40	21.22
		1	7	2	22.0	21.57	21.58	21.32
		1	14	2	22.0	21.48	21.64	21.26
		8	0	3	21.0	20.28	20.53	19.95
		8	4	3	21.0	20.36	20.49	20.06
		8	7	3	21.0	20.34	20.51	20.13
		15	0	3	21.0	20.28	20.45	20.15

Band						Meas. Pwr Avg (dBm)		
4						UL Ch #		
BW (MHz)	Modu-lation	UL RB Allocation	UL RB Start	Target MPR	Tune-up Limit (dBm)	19957	20175	20393
						Freq(MHz)		
						1710.7	1732.5	1754.3
1.4	QPSK	1	0	0	24.0	22.91	22.83	22.52
		1	2	0	24.0	22.93	22.91	22.44
		1	5	0	24.0	22.87	22.80	22.50
		3	0	0	24.0	22.91	22.89	22.59
		3	1	0	24.0	22.92	23.02	22.58
		3	3	0	24.0	22.78	22.95	22.51
		6	0	1	23.0	21.79	22.03	21.68
	16QAM	1	0	1	23.0	22.40	22.37	21.97
		1	2	1	23.0	22.28	22.03	22.02
		1	5	1	23.0	22.10	22.12	21.67
		3	0	1	23.0	22.18	22.03	21.79
		3	1	1	23.0	21.96	21.91	21.77
		3	3	1	23.0	21.90	22.04	21.68
		6	0	2	22.0	20.89	21.19	20.62
	64QAM	1	0	2	22.0	21.13	21.39	21.11
		1	2	2	22.0	21.25	21.38	21.10
		1	5	2	22.0	21.32	21.21	20.83
		3	0	2	22.0	20.92	21.04	20.69
		3	1	2	22.0	20.96	21.06	20.70
		3	3	2	22.0	21.17	21.15	20.82
		6	0	3	21.0	20.08	20.08	19.76

12.3.2 LTE Band 4 DSI 1

Band						Meas. Pwr Avg (dBm)		
4						UL Ch #		
BW (MHz)	Modu-lation	UL RB Allocation	UL RB Start	Target MPR	Tune-up Limit (dBm)	-	20175	-
						Freq(MHz)		
						-	1732.5	-
20	QPSK	1	0	-	17.5	-	16.58	-
		1	49	-	17.5	-	16.79	-
		1	99	-	17.5	-	16.81	-
		50	0	-	17.5	-	16.75	-
		50	24	-	17.5	-	16.72	-
		50	50	-	17.5	-	16.66	-
		100	0	-	17.5	-	16.70	-
	16QAM	1	0	-	17.5	-	16.86	-
		1	49	-	17.5	-	17.18	-
		1	99	-	17.5	-	16.80	-
		50	0	-	17.5	-	16.80	-
		50	24	-	17.5	-	16.74	-
		50	50	-	17.5	-	16.77	-
		100	0	-	17.5	-	16.71	-
	64QAM	1	0	-	17.5	-	16.98	-
		1	49	-	17.5	-	16.68	-
		1	99	-	17.5	-	16.74	-
		50	0	-	17.5	-	16.74	-
		50	24	-	17.5	-	16.79	-
		50	50	-	17.5	-	16.74	-
		100	0	-	17.5	-	16.74	-

Band						Meas. Pwr Avg (dBm)		
4						UL Ch #		
BW (MHz)	Modu-lation	UL RB Allocation	UL RB Start	Target MPR	Tune-up Limit (dBm)	20025	20175	20325
						Freq(MHz)		
						1717.5	1732.5	1747.5
15	QPSK	1	0	-	17.5	16.80	16.85	16.96
		1	37	-	17.5	16.50	16.86	16.61
		1	74	-	17.5	16.70	16.51	16.57
		36	0	-	17.5	16.68	16.77	16.57
		36	19	-	17.5	16.77	16.75	16.47
		36	39	-	17.5	16.76	16.73	16.43
		75	0	-	17.5	16.75	16.73	16.55
	16QAM	1	0	-	17.5	16.76	17.13	17.14
		1	37	-	17.5	16.65	16.96	16.72
		1	74	-	17.5	16.59	16.87	16.68
		36	0	-	17.5	16.67	16.79	16.57
		36	19	-	17.5	16.80	16.81	16.50
		36	39	-	17.5	16.78	16.77	16.50
		75	0	-	17.5	16.82	16.77	16.57
	64QAM	1	0	-	17.5	16.84	16.94	16.50
		1	37	-	17.5	16.87	16.64	16.72
		1	74	-	17.5	16.88	16.97	16.68
		36	0	-	17.5	16.73	16.78	16.62
		36	19	-	17.5	16.83	16.72	16.51
		36	39	-	17.5	16.78	16.78	16.45
		75	0	-	17.5	16.80	16.75	16.59

Band						Meas. Pwr Avg (dBm)		
4						UL Ch #		
BW (MHz)	Modu-lation	UL RB Allocation	UL RB Start	Target MPR	Tune-up Limit (dBm)	20000	20175	20350
						Freq(MHz)		
						1715	1732.5	1750
10	QPSK	1	0	-	17.5	16.66	16.94	16.69
		1	24	-	17.5	16.56	16.71	16.62
		1	49	-	17.5	16.75	16.56	16.55
		25	0	-	17.5	16.75	16.72	16.47
		25	12	-	17.5	16.77	16.73	16.45
		25	25	-	17.5	16.72	16.70	16.41
		50	0	-	17.5	16.73	16.71	16.45
	16QAM	1	0	-	17.5	16.99	16.81	16.58
		1	24	-	17.5	16.91	16.89	16.57
		1	49	-	17.5	16.76	16.96	16.83
		25	0	-	17.5	16.74	16.81	16.54
		25	12	-	17.5	16.70	16.80	16.50
		25	25	-	17.5	16.80	16.80	16.48
		50	0	-	17.5	16.73	16.80	16.47
	64QAM	1	0	-	17.5	16.86	16.84	16.81
		1	24	-	17.5	16.69	16.96	16.67
		1	49	-	17.5	16.47	16.94	16.81
		25	0	-	17.5	16.73	16.79	16.50
		25	12	-	17.5	16.70	16.82	16.53
		25	25	-	17.5	16.73	16.78	16.54
		50	0	-	17.5	16.74	16.77	16.48

Band						Meas. Pwr Avg (dBm)		
4						UL Ch #		
BW (MHz)	Modu-lation	UL RB Allocation	UL RB Start	Target MPR	Tune-up Limit (dBm)	19975	20175	20375
						Freq(MHz)		
						1712.5	1732.5	1752.5
5	QPSK	1	0	-	17.5	16.74	16.76	16.71
		1	12	-	17.5	16.60	16.67	16.68
		1	24	-	17.5	16.65	16.61	16.66
		12	0	-	17.5	16.75	16.78	16.41
		12	6	-	17.5	16.76	16.77	16.49
		12	13	-	17.5	16.74	16.73	16.42
		25	0	-	17.5	16.73	16.72	16.41
	16QAM	1	0	-	17.5	16.88	16.99	16.85
		1	12	-	17.5	16.87	16.86	16.58
		1	24	-	17.5	16.80	16.71	16.39
		12	0	-	17.5	16.70	16.81	16.48
		12	6	-	17.5	16.79	16.89	16.53
		12	13	-	17.5	16.74	16.80	16.54
		25	0	-	17.5	16.73	16.80	16.47
	64QAM	1	0	-	17.5	16.92	16.91	16.68
		1	12	-	17.5	16.80	16.74	16.63
		1	24	-	17.5	16.66	16.85	16.85
		12	0	-	17.5	16.86	16.86	16.56
		12	6	-	17.5	16.80	16.87	16.63
		12	13	-	17.5	16.80	16.85	16.52
		25	0	-	17.5	16.71	16.79	16.46

Band						Meas. Pwr Avg (dBm)		
4						UL Ch #		
BW (MHz)	Modu-lation	UL RB Allocation	UL RB Start	Target MPR	Tune-up Limit (dBm)	19965	20175	20385
						Freq(MHz)		
						1711.5	1732.5	1753.5
3	QPSK	1	0	-	17.5	16.72	16.63	16.49
		1	7	-	17.5	16.86	16.74	16.43
		1	14	-	17.5	16.65	16.70	16.38
		8	0	-	17.5	16.75	16.77	16.45
		8	4	-	17.5	16.79	16.76	16.42
		8	7	-	17.5	16.71	16.71	16.40
		15	0	-	17.5	16.78	16.72	16.41
	16QAM	1	0	-	17.5	16.79	17.05	16.77
		1	7	-	17.5	17.17	17.15	16.88
		1	14	-	17.5	17.00	17.00	16.81
		8	0	-	17.5	16.82	16.86	16.51
		8	4	-	17.5	16.80	16.93	16.52
		8	7	-	17.5	16.78	16.88	16.50
		15	0	-	17.5	16.74	16.80	16.47
	64QAM	1	0	-	17.5	16.65	16.95	16.31
		1	7	-	17.5	16.83	17.00	16.72
		1	14	-	17.5	16.90	16.95	16.64
		8	0	-	17.5	16.76	16.75	16.52
		8	4	-	17.5	16.78	16.91	16.47
		8	7	-	17.5	16.73	16.75	16.50
		15	0	-	17.5	16.76	16.77	16.42

Band						Meas. Pwr Avg (dBm)		
4						UL Ch #		
BW (MHz)	Modu-lation	UL RB Allocation	UL RB Start	Target MPR	Tune-up Limit (dBm)	19957	20175	20393
						Freq(MHz)		
						1710.7	1732.5	1754.3
1.4	QPSK	1	0	-	17.5	16.77	16.52	16.25
		1	2	-	17.5	16.72	16.48	16.20
		1	5	-	17.5	16.61	16.39	15.98
		3	0	-	17.5	16.64	16.36	16.05
		3	1	-	17.5	16.67	16.53	16.11
		3	3	-	17.5	16.63	16.43	16.06
		6	0	-	17.5	16.60	16.44	16.06
	16QAM	1	0	-	17.5	16.78	16.81	16.53
		1	2	-	17.5	16.94	16.76	16.68
		1	5	-	17.5	16.88	16.66	16.32
		3	0	-	17.5	16.77	16.52	16.18
		3	1	-	17.5	16.78	16.55	16.27
		3	3	-	17.5	16.76	16.41	16.23
		6	0	-	17.5	16.80	16.45	16.03
	64QAM	1	0	-	17.5	16.87	16.76	16.58
		1	2	-	17.5	16.90	16.86	16.39
		1	5	-	17.5	16.89	16.71	16.20
		3	0	-	17.5	16.72	16.47	16.19
		3	1	-	17.5	16.82	16.74	16.16
		3	3	-	17.5	16.82	16.73	16.31
		6	0	-	17.5	16.68	16.51	16.19

12.3.3 LTE Band 5 DSI 0

Band						Meas. Pwr Avg (dBm)		
5						UL Ch #		
BW (MHz)	Modu-lation	UL RB Allocation	UL RB Start	Target MPR	Tune-up Limit (dBm)	-	20525	-
						Freq(MHz)		
						-	836.5	-
10	QPSK	1	0	0	24.0	-	23.67	-
		1	24	0	24.0	-	23.52	-
		1	49	0	24.0	-	23.41	-
		25	0	1	23.0	-	22.70	-
		25	12	1	23.0	-	22.68	-
		25	25	1	23.0	-	22.60	-
		50	0	1	23.0	-	22.64	-
	16QAM	1	0	1	23.0	-	22.94	-
		1	24	1	23.0	-	22.61	-
		1	49	1	23.0	-	22.90	-
		25	0	2	22.0	-	21.64	-
		25	12	2	22.0	-	21.66	-
		25	25	2	22.0	-	21.62	-
		50	0	2	22.0	-	21.66	-
	64QAM	1	0	2	22.0	-	21.85	-
		1	24	2	22.0	-	21.75	-
		1	49	2	22.0	-	21.76	-
		25	0	3	21.0	-	20.70	-
		25	12	3	21.0	-	20.64	-
		25	25	3	21.0	-	20.59	-
		50	0	3	21.0	-	20.62	-

Band						Meas. Pwr Avg (dBm)		
5						UL Ch #		
BW (MHz)	Modu-lation	UL RB Allocation	UL RB Start	Target MPR	Tune-up Limit (dBm)	20425	20525	20625
						Freq(MHz)		
						826.5	836.5	846.5
5	QPSK	1	0	0	24.0	23.32	23.46	23.44
		1	12	0	24.0	23.50	23.56	23.52
		1	24	0	24.0	23.58	23.64	23.51
		12	0	1	23.0	22.61	22.64	22.56
		12	6	1	23.0	22.65	22.65	22.63
		12	13	1	23.0	22.63	22.62	22.61
		25	0	1	23.0	22.56	22.62	22.54
	16QAM	1	0	1	23.0	22.69	22.85	22.67
		1	12	1	23.0	22.81	22.60	22.96
		1	24	1	23.0	22.96	22.71	22.57
		12	0	2	22.0	21.51	21.67	21.61
		12	6	2	22.0	21.61	21.79	21.63
		12	13	2	22.0	21.62	21.69	21.60
		25	0	2	22.0	21.60	21.61	21.53
	64QAM	1	0	2	22.0	21.63	21.77	21.73
		1	12	2	22.0	21.89	21.77	21.99
		1	24	2	22.0	21.57	21.57	21.70
		12	0	3	21.0	20.59	20.63	20.63
		12	6	3	21.0	20.61	20.66	20.62
		12	13	3	21.0	20.60	20.68	20.59
		25	0	3	21.0	20.56	20.62	20.47

Band						Meas. Pwr Avg (dBm)		
5						UL Ch #		
BW (MHz)	Modu-lation	UL RB Allocation	UL RB Start	Target MPR	Tune-up Limit (dBm)	20415	20525	20635
						Freq(MHz)		
						825.5	836.5	847.5
3	QPSK	1	0	0	24.0	23.47	23.56	23.56
		1	7	0	24.0	23.58	23.63	23.59
		1	14	0	24.0	23.56	23.43	23.49
		8	0	1	23.0	22.63	22.68	22.69
		8	4	1	23.0	22.67	22.73	22.71
		8	7	1	23.0	22.68	22.74	22.57
		15	0	1	23.0	22.62	22.67	22.66
	16QAM	1	0	1	23.0	22.87	22.80	22.74
		1	7	1	23.0	22.94	22.97	22.89
		1	14	1	23.0	22.76	22.83	22.65
		8	0	2	22.0	21.82	21.76	21.75
		8	4	2	22.0	21.88	21.69	21.73
		8	7	2	22.0	21.73	21.77	21.66
		15	0	2	22.0	21.74	21.72	21.78
	64QAM	1	0	2	22.0	21.73	21.84	21.80
		1	7	2	22.0	21.93	21.83	21.99
		1	14	2	22.0	21.85	21.86	21.75
		8	0	3	21.0	20.75	20.92	20.80
		8	4	3	21.0	20.90	20.93	20.72
		8	7	3	21.0	20.78	20.65	20.86
		15	0	3	21.0	20.88	20.87	20.86

Band						Meas. Pwr Avg (dBm)		
5						UL Ch #		
BW (MHz)	Modu-lation	UL RB Allocation	UL RB Start	Target MPR	Tune-up Limit (dBm)	20407	20525	20643
						Freq(MHz)		
						824.7	836.5	848.3
1.4	QPSK	1	0	0	24.0	23.01	23.19	23.27
		1	2	0	24.0	23.10	23.18	23.09
		1	5	0	24.0	23.02	23.15	23.10
		3	0	0	24.0	23.04	23.16	23.25
		3	1	0	24.0	23.13	23.14	23.20
		3	3	0	24.0	23.10	23.22	23.24
		6	0	1	23.0	22.15	22.19	22.32
	16QAM	1	0	1	23.0	22.40	22.56	22.46
		1	2	1	23.0	22.40	22.53	22.18
		1	5	1	23.0	22.33	22.21	22.24
		3	0	1	23.0	22.32	22.34	22.24
		3	1	1	23.0	22.26	22.32	22.20
		3	3	1	23.0	22.24	22.37	22.23
		6	0	2	22.0	21.20	21.37	21.16
	64QAM	1	0	2	22.0	21.27	21.42	21.43
		1	2	2	22.0	21.35	21.32	21.40
		1	5	2	22.0	21.21	21.35	21.34
		3	0	2	22.0	21.25	21.44	21.28
		3	1	2	22.0	21.15	21.32	21.32
		3	3	2	22.0	21.17	21.28	21.15
		6	0	3	21.0	20.11	20.25	20.20

12.3.4 LTE Band 5 DSI 1

Band						Meas. Pwr Avg (dBm)		
5						UL Ch #		
BW (MHz)	Modu-lation	UL RB Allocation	UL RB Start	Target MPR	Tune-up Limit (dBm)	-	20525	-
						Freq(MHz)		
						-	836.5	-
10	QPSK	1	0	-	16.8	-	15.98	-
		1	24	-	16.8	-	15.78	-
		1	49	-	16.8	-	15.87	-
		25	0	-	16.8	-	15.78	-
		25	12	-	16.8	-	15.76	-
		25	25	-	16.8	-	15.75	-
		50	0	-	16.8	-	15.74	-
	16QAM	1	0	-	16.8	-	15.83	-
		1	24	-	16.8	-	15.76	-
		1	49	-	16.8	-	15.88	-
		25	0	-	16.8	-	15.80	-
		25	12	-	16.8	-	15.78	-
		25	25	-	16.8	-	15.69	-
		50	0	-	16.8	-	15.80	-
	64QAM	1	0	-	16.8	-	15.80	-
		1	24	-	16.8	-	15.88	-
		1	49	-	16.8	-	15.95	-
		25	0	-	16.8	-	15.77	-
		25	12	-	16.8	-	15.75	-
		25	25	-	16.8	-	15.63	-
		50	0	-	16.8	-	15.73	-

Band						Meas. Pwr Avg (dBm)		
5						UL Ch #		
BW (MHz)	Modu-lation	UL RB Allocation	UL RB Start	Target MPR	Tune-up Limit (dBm)	20425	20525	20625
						Freq(MHz)		
						826.5	836.5	846.5
5	QPSK	1	0	-	16.8	15.79	15.75	15.82
		1	12	-	16.8	15.81	15.87	15.98
		1	24	-	16.8	15.98	15.77	15.79
		12	0	-	16.8	15.76	15.84	15.80
		12	6	-	16.8	15.78	15.81	15.84
		12	13	-	16.8	15.82	15.78	15.79
		25	0	-	16.8	15.72	15.81	15.83
	16QAM	1	0	-	16.8	15.76	16.02	16.04
		1	12	-	16.8	15.92	16.12	16.07
		1	24	-	16.8	16.04	15.99	15.91
		12	0	-	16.8	15.76	15.81	15.85
		12	6	-	16.8	15.78	15.81	15.90
		12	13	-	16.8	15.86	15.80	15.89
		25	0	-	16.8	15.72	15.74	15.85
	64QAM	1	0	-	16.8	15.59	16.07	16.05
		1	12	-	16.8	15.90	15.90	16.00
		1	24	-	16.8	15.87	15.82	15.83
		12	0	-	16.8	15.82	15.83	15.89
		12	6	-	16.8	15.76	15.84	15.88
		12	13	-	16.8	15.75	15.77	15.81
		25	0	-	16.8	15.76	15.77	15.81

Band						Meas. Pwr Avg (dBm)		
5						UL Ch #		
BW (MHz)	Modu-lation	UL RB Allocation	UL RB Start	Target MPR	Tune-up Limit (dBm)	20415	20525	20635
						Freq(MHz)		
						825.5	836.5	847.5
3	QPSK	1	0	-	16.8	15.70	15.80	15.81
		1	7	-	16.8	15.90	15.79	15.98
		1	14	-	16.8	15.72	15.65	15.79
		8	0	-	16.8	15.75	15.84	15.80
		8	4	-	16.8	15.79	15.85	15.84
		8	7	-	16.8	15.76	15.79	15.79
		15	0	-	16.8	15.79	15.74	15.83
	16QAM	1	0	-	16.8	15.74	15.93	16.04
		1	7	-	16.8	16.05	16.00	16.07
		1	14	-	16.8	16.00	15.83	15.91
		8	0	-	16.8	15.85	15.85	15.85
		8	4	-	16.8	15.79	15.77	15.90
		8	7	-	16.8	15.76	15.78	15.89
		15	0	-	16.8	15.75	15.89	15.85
	64QAM	1	0	-	16.8	15.99	15.95	16.05
		1	7	-	16.8	16.02	15.83	16.00
		1	14	-	16.8	15.89	15.99	15.83
		8	0	-	16.8	15.76	15.76	15.89
		8	4	-	16.8	15.84	15.88	15.88
		8	7	-	16.8	15.71	15.78	15.81
		15	0	-	16.8	15.83	15.81	15.81

Band						Meas. Pwr Avg (dBm)		
5						UL Ch #		
BW (MHz)	Modu-lation	UL RB Allocation	UL RB Start	Target MPR	Tune-up Limit (dBm)	20407	20525	20643
						Freq(MHz)		
						824.7	836.5	848.3
1.4	QPSK	1	0	-	16.8	15.36	15.51	15.54
		1	2	-	16.8	15.41	15.50	15.39
		1	5	-	16.8	15.24	15.47	15.18
		3	0	-	16.8	15.36	15.44	15.35
		3	1	-	16.8	15.35	15.48	15.41
		3	3	-	16.8	15.33	15.54	15.39
		6	0	-	16.8	15.34	15.46	15.22
	16QAM	1	0	-	16.8	15.63	15.87	15.61
		1	2	-	16.8	15.62	15.84	15.57
		1	5	-	16.8	15.51	15.73	15.56
		3	0	-	16.8	15.40	15.53	15.67
		3	1	-	16.8	15.29	15.51	15.57
		3	3	-	16.8	15.37	15.56	15.50
		6	0	-	16.8	15.55	15.51	15.58
	64QAM	1	0	-	16.8	15.44	15.68	15.54
		1	2	-	16.8	15.17	15.77	15.67
		1	5	-	16.8	15.24	15.55	15.51
		3	0	-	16.8	15.39	15.65	15.47
		3	1	-	16.8	15.33	15.68	15.68
		3	3	-	16.8	15.29	15.59	15.57
		6	0	-	16.8	15.23	15.52	15.49

12.3.5 LTE Band 7 DSI 0

Band						Meas. Pwr Avg (dBm)		
7						UL Ch #		
BW (MHz)	Modu-lation	UL RB Allocation	UL RB Start	Target MPR	Tune-up Limit (dBm)	20850	21100	21350
						Freq(MHz)		
						2510	2535	2560
20	QPSK	1	0	0	24.0	23.21	23.16	23.10
		1	49	0	24.0	23.10	23.03	23.07
		1	99	0	24.0	23.15	23.11	23.06
		50	0	1	23.0	22.23	22.22	22.12
		50	24	1	23.0	22.24	22.23	22.17
		50	50	1	23.0	22.31	22.22	22.18
		100	0	1	23.0	22.31	22.20	22.17
	16QAM	1	0	1	23.0	22.41	22.55	22.37
		1	49	1	23.0	22.38	22.32	22.35
		1	99	1	23.0	22.24	22.43	22.23
		50	0	2	22.0	21.23	21.21	21.19
		50	24	2	22.0	21.24	21.22	21.21
		50	50	2	22.0	21.30	21.22	21.20
		100	0	2	22.0	21.33	21.22	21.16
	64QAM	1	0	2	22.0	21.47	21.41	21.46
		1	49	2	22.0	21.40	21.28	21.38
		1	99	2	22.0	21.36	21.25	21.26
		50	0	3	21.0	20.26	20.22	20.16
		50	24	3	21.0	20.28	20.21	20.21
		50	50	3	21.0	20.30	20.19	20.22
		100	0	3	21.0	20.33	20.20	20.15

Band						Meas. Pwr Avg (dBm)		
7						UL Ch #		
BW (MHz)	Modu-lation	UL RB Allocation	UL RB Start	Target MPR	Tune-up Limit (dBm)	20825	21100	21375
						Freq(MHz)		
						2507.5	2535	2562.5
15	QPSK	1	0	0	24.0	23.23	23.22	23.22
		1	37	0	24.0	23.12	23.08	23.15
		1	74	0	24.0	23.15	23.16	23.25
		36	0	1	23.0	22.26	22.22	22.25
		36	19	1	23.0	22.25	22.20	22.29
		36	39	1	23.0	22.23	22.22	22.29
		75	0	1	23.0	22.24	22.22	22.26
	16QAM	1	0	1	23.0	22.46	22.48	22.44
		1	37	1	23.0	22.35	22.27	22.47
		1	74	1	23.0	22.39	22.30	22.52
		36	0	2	22.0	21.25	21.20	21.31
		36	19	2	22.0	21.27	21.22	21.36
		36	39	2	22.0	21.24	21.21	21.30
		75	0	2	22.0	21.25	21.22	21.30
	64QAM	1	0	2	22.0	21.30	21.44	21.44
		1	37	2	22.0	21.43	21.17	21.47
		1	74	2	22.0	21.45	21.30	21.46
		36	0	3	21.0	20.28	20.21	20.30
		36	19	3	21.0	20.28	20.22	20.29
		36	39	3	21.0	20.27	20.21	20.31
		75	0	3	21.0	20.26	20.19	20.30

Band						Meas. Pwr Avg (dBm)		
7						UL Ch #		
BW (MHz)	Modu-lation	UL RB Allocation	UL RB Start	Target MPR	Tune-up Limit (dBm)	20800	21100	21400
						Freq(MHz)		
						2505	2535	2565
10	QPSK	1	0	0	24.0	23.24	23.14	23.12
		1	24	0	24.0	23.21	23.10	23.10
		1	49	0	24.0	23.22	23.17	23.09
		25	0	1	23.0	22.24	22.21	22.14
		25	12	1	23.0	22.27	22.28	22.18
		25	25	1	23.0	22.25	22.25	22.20
		50	0	1	23.0	22.26	22.27	22.19
	16QAM	1	0	1	23.0	22.38	22.38	22.27
		1	24	1	23.0	22.37	22.25	22.41
		1	49	1	23.0	22.32	22.35	22.37
		25	0	2	22.0	21.30	21.20	21.17
		25	12	2	22.0	21.30	21.24	21.22
		25	25	2	22.0	21.30	21.21	21.22
		50	0	2	22.0	21.25	21.23	21.20
	64QAM	1	0	2	22.0	21.50	21.41	21.31
		1	24	2	22.0	21.26	21.17	21.31
		1	49	2	22.0	21.36	21.30	21.39
		25	0	3	21.0	20.30	20.24	20.21
		25	12	3	21.0	20.30	20.28	20.21
		25	25	3	21.0	20.30	20.24	20.22
		50	0	3	21.0	20.20	20.26	20.24

Band						Meas. Pwr Avg (dBm)		
7						UL Ch #		
BW (MHz)	Modu-lation	UL RB Allocation	UL RB Start	Target MPR	Tune-up Limit (dBm)	20775	21100	21425
						Freq(MHz)		
						2502.5	2535	2567.5
5	QPSK	1	0	0	24.0	23.23	23.16	23.02
		1	12	0	24.0	23.01	23.15	23.03
		1	24	0	24.0	23.15	23.14	23.09
		12	0	1	23.0	22.19	22.18	22.12
		12	6	1	23.0	22.25	22.25	22.18
		12	13	1	23.0	22.22	22.23	22.17
		25	0	1	23.0	22.24	22.23	22.17
	16QAM	1	0	1	23.0	22.40	22.28	22.18
		1	12	1	23.0	22.58	22.33	22.33
		1	24	1	23.0	22.41	22.26	22.20
		12	0	2	22.0	21.22	21.27	21.12
		12	6	2	22.0	21.24	21.27	21.20
		12	13	2	22.0	21.20	21.25	21.16
		25	0	2	22.0	21.25	21.24	21.18
	64QAM	1	0	2	22.0	21.37	21.33	21.31
		1	12	2	22.0	21.40	21.44	21.18
		1	24	2	22.0	21.47	21.45	21.25
		12	0	3	21.0	20.30	20.28	20.21
		12	6	3	21.0	20.29	20.31	20.22
		12	13	3	21.0	20.31	20.28	20.19
		25	0	3	21.0	20.26	20.26	20.20

12.3.6 LTE Band 7 DSI 1

Band						Meas. Pwr Avg (dBm)		
7						UL Ch #		
BW (MHz)	Modu-lation	UL RB Allocation	UL RB Start	Target MPR	Tune-up Limit (dBm)	20850	21100	21350
						Freq(MHz)		
						2510	2535	2560
20	QPSK	1	0	-	16.0	15.32	15.28	15.24
		1	49	-	16.0	15.10	15.16	15.12
		1	99	-	16.0	15.13	15.22	15.11
		50	0	-	16.0	15.21	15.21	15.10
		50	24	-	16.0	15.22	15.24	15.15
		50	50	-	16.0	15.28	15.23	15.17
		100	0	-	16.0	15.22	15.15	15.03
	16QAM	1	0	-	16.0	15.35	15.39	15.47
		1	49	-	16.0	15.38	15.20	15.24
		1	99	-	16.0	15.33	15.33	15.28
		50	0	-	16.0	15.23	15.19	15.12
		50	24	-	16.0	15.23	15.23	15.13
		50	50	-	16.0	15.29	15.19	15.17
		100	0	-	16.0	15.28	15.18	15.10
	64QAM	1	0	-	16.0	15.37	15.30	15.20
		1	49	-	16.0	15.27	15.19	15.26
		1	99	-	16.0	15.35	15.36	15.19
		50	0	-	16.0	15.24	15.18	15.12
		50	24	-	16.0	15.23	15.22	15.14
		50	50	-	16.0	15.29	15.18	15.17
		100	0	-	16.0	15.30	15.20	15.12

Band						Meas. Pwr Avg (dBm)		
7						UL Ch #		
BW (MHz)	Modu-lation	UL RB Allocation	UL RB Start	Target MPR	Tune-up Limit (dBm)	20825	21100	21375
						Freq(MHz)		
						2507.5	2535	2562.5
15	QPSK	1	0	-	16.0	15.24	15.12	15.14
		1	37	-	16.0	15.11	15.04	15.13
		1	74	-	16.0	15.08	15.17	15.16
		36	0	-	16.0	15.17	15.17	15.17
		36	19	-	16.0	15.18	15.18	15.25
		36	39	-	16.0	15.19	15.19	15.23
		75	0	-	16.0	15.16	15.15	15.14
	16QAM	1	0	-	16.0	15.52	15.46	15.40
		1	37	-	16.0	15.21	15.32	15.37
		1	74	-	16.0	15.46	15.14	15.51
		36	0	-	16.0	15.17	15.18	15.23
		36	19	-	16.0	15.18	15.19	15.22
		36	39	-	16.0	15.21	15.14	15.22
		75	0	-	16.0	15.22	15.18	15.22
	64QAM	1	0	-	16.0	15.41	15.34	15.47
		1	37	-	16.0	15.46	15.36	15.26
		1	74	-	16.0	15.48	15.36	15.39
		36	0	-	16.0	15.21	15.14	15.16
		36	19	-	16.0	15.23	15.16	15.19
		36	39	-	16.0	15.17	15.17	15.23
		75	0	-	16.0	15.19	15.17	15.20

Band						Meas. Pwr Avg (dBm)		
7						UL Ch #		
BW (MHz)	Modu-lation	UL RB Allocation	UL RB Start	Target MPR	Tune-up Limit (dBm)	20800	21100	21400
						Freq(MHz)		
						2505	2535	2565
10	QPSK	1	0	-	16.0	15.19	15.13	15.06
		1	24	-	16.0	15.09	15.10	15.05
		1	49	-	16.0	15.20	15.16	15.08
		25	0	-	16.0	15.20	15.16	15.11
		25	12	-	16.0	15.21	15.19	15.13
		25	25	-	16.0	15.17	15.18	15.15
		50	0	-	16.0	15.20	15.15	15.05
	16QAM	1	0	-	16.0	15.41	15.42	15.26
		1	24	-	16.0	15.30	15.46	15.14
		1	49	-	16.0	15.39	15.37	15.40
		25	0	-	16.0	15.17	15.16	15.10
		25	12	-	16.0	15.22	15.17	15.11
		25	25	-	16.0	15.19	15.17	15.07
		50	0	-	16.0	15.17	15.16	15.12
	64QAM	1	0	-	16.0	15.50	15.37	15.50
		1	24	-	16.0	15.29	15.42	15.38
		1	49	-	16.0	15.47	15.16	15.42
		25	0	-	16.0	15.25	15.13	15.07
		25	12	-	16.0	15.25	15.15	15.11
		25	25	-	16.0	15.22	15.17	15.11
		50	0	-	16.0	15.23	15.14	15.14

Band						Meas. Pwr Avg (dBm)		
7						UL Ch #		
BW (MHz)	Modu-lation	UL RB Allocation	UL RB Start	Target MPR	Tune-up Limit (dBm)	20775	21100	21425
						Freq(MHz)		
						2502.5	2535	2567.5
5	QPSK	1	0	-	16.0	15.09	15.10	15.02
		1	12	-	16.0	15.11	15.09	15.09
		1	24	-	16.0	15.13	15.03	15.06
		12	0	-	16.0	15.18	15.11	15.14
		12	6	-	16.0	15.21	15.17	15.17
		12	13	-	16.0	15.20	15.18	15.15
		25	0	-	16.0	15.11	15.10	15.01
	16QAM	1	0	-	16.0	15.28	15.19	15.21
		1	12	-	16.0	15.20	15.42	15.31
		1	24	-	16.0	15.34	15.36	15.41
		12	0	-	16.0	15.17	15.15	15.11
		12	6	-	16.0	15.18	15.18	15.13
		12	13	-	16.0	15.19	15.17	15.18
		25	0	-	16.0	15.21	15.13	15.10
	64QAM	1	0	-	16.0	15.24	15.26	15.28
		1	12	-	16.0	15.57	15.31	15.25
		1	24	-	16.0	15.56	15.23	15.32
		12	0	-	16.0	15.22	15.13	15.14
		12	6	-	16.0	15.25	15.21	15.20
		12	13	-	16.0	15.19	15.15	15.06
		25	0	-	16.0	15.23	15.12	15.10

12.3.7 LTE Band 12 DSI 0

Band						Meas. Pwr Avg (dBm)		
12						UL Ch #		
BW (MHz)	Modu-lation	UL RB Allocation	UL RB Start	Target MPR	Tune-up Limit (dBm)	-	23095	-
						Freq(MHz)		
						-	707.5	-
10	QPSK	1	0	0	24.0	-	23.32	-
		1	24	0	24.0	-	23.37	-
		1	49	0	24.0	-	23.15	-
		25	0	1	23.0	-	22.49	-
		25	12	1	23.0	-	22.46	-
		25	25	1	23.0	-	22.41	-
		50	0	1	23.0	-	22.44	-
	16QAM	1	0	1	23.0	-	22.52	-
		1	24	1	23.0	-	22.59	-
		1	49	1	23.0	-	22.31	-
		25	0	2	22.0	-	21.48	-
		25	12	2	22.0	-	21.49	-
		25	25	2	22.0	-	21.44	-
		50	0	2	22.0	-	21.43	-
	64QAM	1	0	2	22.0	-	21.61	-
		1	24	2	22.0	-	21.86	-
		1	49	2	22.0	-	21.77	-
		25	0	3	21.0	-	20.47	-
		25	12	3	21.0	-	20.47	-
		25	25	3	21.0	-	20.37	-
		50	0	3	21.0	-	20.45	-

Band						Meas. Pwr Avg (dBm)		
12						UL Ch #		
BW (MHz)	Modu-lation	UL RB Allocation	UL RB Start	Target MPR	Tune-up Limit (dBm)	23035	23095	23155
						Freq(MHz)		
						701.5	707.5	713.5
5	QPSK	1	0	0	24.0	23.13	23.40	23.13
		1	12	0	24.0	23.39	23.38	23.39
		1	24	0	24.0	23.32	23.28	23.23
		12	0	1	23.0	22.43	22.47	22.36
		12	6	1	23.0	22.44	22.48	22.48
		12	13	1	23.0	22.40	22.43	22.41
		25	0	1	23.0	22.42	22.43	22.37
	16QAM	1	0	1	23.0	22.47	22.61	22.49
		1	12	1	23.0	22.67	22.38	22.79
		1	24	1	23.0	22.46	22.64	22.56
		12	0	2	22.0	21.40	21.55	21.36
		12	6	2	22.0	21.47	21.52	21.48
		12	13	2	22.0	21.36	21.48	21.42
		25	0	2	22.0	21.43	21.45	21.35
	64QAM	1	0	2	22.0	21.61	21.50	21.63
		1	12	2	22.0	21.68	21.74	21.54
		1	24	2	22.0	21.39	21.61	21.68
		12	0	3	21.0	20.42	20.50	20.41
		12	6	3	21.0	20.49	20.52	20.56
		12	13	3	21.0	20.48	20.44	20.49
		25	0	3	21.0	20.41	20.46	20.35

Band						Meas. Pwr Avg (dBm)		
12						UL Ch #		
BW (MHz)	Modu-lation	UL RB Allocation	UL RB Start	Target MPR	Tune-up Limit (dBm)	23025	23095	23165
						Freq(MHz)		
						700.5	707.5	714.5
3	QPSK	1	0	0	24.0	23.17	23.40	23.33
		1	7	0	24.0	23.37	23.53	23.35
		1	14	0	24.0	23.22	23.30	23.22
		8	0	1	23.0	22.39	22.51	22.48
		8	4	1	23.0	22.45	22.56	22.49
		8	7	1	23.0	22.46	22.44	22.50
		15	0	1	23.0	22.39	22.53	22.48
	16QAM	1	0	1	23.0	22.58	22.55	22.53
		1	7	1	23.0	22.58	22.69	22.72
		1	14	1	23.0	22.65	22.60	22.55
		8	0	2	22.0	21.41	21.60	21.61
		8	4	2	22.0	21.49	21.71	21.73
		8	7	2	22.0	21.60	21.62	21.54
		15	0	2	22.0	21.53	21.57	21.55
	64QAM	1	0	2	22.0	21.67	21.42	21.59
		1	7	2	22.0	21.76	21.76	21.61
		1	14	2	22.0	21.65	21.72	21.58
		8	0	3	21.0	20.51	20.62	20.67
		8	4	3	21.0	20.60	20.61	20.58
		8	7	3	21.0	20.59	20.60	20.66
		15	0	3	21.0	20.58	20.65	20.60

Band						Meas. Pwr Avg (dBm)		
12						UL Ch #		
BW (MHz)	Modu-lation	UL RB Allocation	UL RB Start	Target MPR	Tune-up Limit (dBm)	23017	23095	23173
						Freq(MHz)		
						699.7	707.5	715.3
1.4	QPSK	1	0	0	24.0	23.11	23.17	22.84
		1	2	0	24.0	22.98	23.02	23.05
		1	5	0	24.0	22.85	23.04	22.96
		3	0	0	24.0	22.85	23.06	22.94
		3	1	0	24.0	23.07	23.23	23.12
		3	3	0	24.0	22.87	23.08	23.01
		6	0	1	23.0	22.01	22.20	22.11
	16QAM	1	0	1	23.0	22.39	22.44	22.19
		1	2	1	23.0	22.27	22.35	22.17
		1	5	1	23.0	22.11	22.21	22.08
		3	0	1	23.0	22.01	22.21	22.00
		3	1	1	23.0	22.11	22.32	22.18
		3	3	1	23.0	21.82	22.16	22.07
		6	0	2	22.0	21.18	21.29	21.19
	64QAM	1	0	2	22.0	21.04	21.31	21.09
		1	2	2	22.0	21.04	21.36	21.20
		1	5	2	22.0	21.06	21.29	21.20
		3	0	2	22.0	21.07	21.24	21.12
		3	1	2	22.0	21.23	21.28	21.27
		3	3	2	22.0	21.18	21.14	21.21
		6	0	3	21.0	20.05	20.19	20.06

12.3.8 LTE Band 12 DSI 1

Band						Meas. Pwr Avg (dBm)		
12						UL Ch #		
BW (MHz)	Modu-lation	UL RB Allocation	UL RB Start	Target MPR	Tune-up Limit (dBm)	-	23095	-
						Freq(MHz)		
						-	707.5	-
10	QPSK	1	0	-	18.4	-	17.80	-
		1	24	-	18.4	-	17.86	-
		1	49	-	18.4	-	17.73	-
		25	0	-	18.4	-	17.79	-
		25	12	-	18.4	-	17.77	-
		25	25	-	18.4	-	17.70	-
		50	0	-	18.4	-	17.70	-
	16QAM	1	0	-	18.4	-	17.96	-
		1	24	-	18.4	-	17.99	-
		1	49	-	18.4	-	17.85	-
		25	0	-	18.4	-	17.80	-
		25	12	-	18.4	-	17.76	-
		25	25	-	18.4	-	17.71	-
		50	0	-	18.4	-	17.77	-
	64QAM	1	0	-	18.4	-	17.91	-
		1	24	-	18.4	-	17.90	-
		1	49	-	18.4	-	17.80	-
		25	0	-	18.4	-	17.85	-
		25	12	-	18.4	-	17.70	-
		25	25	-	18.4	-	17.73	-
		50	0	-	18.4	-	17.73	-

Band						Meas. Pwr Avg (dBm)		
12						UL Ch #		
BW (MHz)	Modu-lation	UL RB Allocation	UL RB Start	Target MPR	Tune-up Limit (dBm)	23035	23095	23155
						Freq(MHz)		
						701.5	707.5	713.5
5	QPSK	1	0	-	18.4	17.72	17.76	17.96
		1	12	-	18.4	17.97	17.87	17.76
		1	24	-	18.4	17.86	17.79	17.89
		12	0	-	18.4	17.86	17.86	17.74
		12	6	-	18.4	17.88	17.85	17.92
		12	13	-	18.4	17.79	17.82	17.83
		25	0	-	18.4	17.82	17.81	17.74
	16QAM	1	0	-	18.4	17.99	17.99	18.11
		1	12	-	18.4	18.07	18.02	18.00
		1	24	-	18.4	18.02	17.97	17.95
		12	0	-	18.4	17.83	17.92	17.76
		12	6	-	18.4	17.85	17.90	18.00
		12	13	-	18.4	17.82	17.86	17.87
		25	0	-	18.4	17.82	17.83	17.74
	64QAM	1	0	-	18.4	17.64	17.88	18.00
		1	12	-	18.4	17.87	17.84	18.00
		1	24	-	18.4	17.89	17.91	18.02
		12	0	-	18.4	17.86	17.89	17.83
		12	6	-	18.4	17.90	17.97	17.91
		12	13	-	18.4	17.80	17.84	17.85
		25	0	-	18.4	17.91	17.91	17.80

Band						Meas. Pwr Avg (dBm)		
12						UL Ch #		
BW (MHz)	Modu-lation	UL RB Allocation	UL RB Start	Target MPR	Tune-up Limit (dBm)	23025	23095	23165
						Freq(MHz)		
						700.5	707.5	714.5
3	QPSK	1	0	-	18.4	17.80	17.84	17.89
		1	7	-	18.4	17.86	17.95	17.90
		1	14	-	18.4	17.84	17.82	17.69
		8	0	-	18.4	17.80	17.84	17.87
		8	4	-	18.4	17.78	17.88	17.89
		8	7	-	18.4	17.86	17.80	17.84
		15	0	-	18.4	17.79	17.82	17.87
	16QAM	1	0	-	18.4	17.81	18.25	18.13
		1	7	-	18.4	18.02	18.25	18.06
		1	14	-	18.4	18.16	18.09	18.16
		8	0	-	18.4	17.85	17.91	17.91
		8	4	-	18.4	17.78	17.95	17.89
		8	7	-	18.4	17.93	17.90	17.89
		15	0	-	18.4	17.92	17.83	17.87
	64QAM	1	0	-	18.4	17.92	17.96	18.22
		1	7	-	18.4	18.11	18.12	17.95
		1	14	-	18.4	17.80	18.13	18.18
		8	0	-	18.4	17.81	17.86	17.87
		8	4	-	18.4	17.78	17.95	17.92
		8	7	-	18.4	17.82	17.87	17.90
		15	0	-	18.4	17.81	17.87	17.73

Band						Meas. Pwr Avg (dBm)		
12						UL Ch #		
BW (MHz)	Modu-lation	UL RB Allocation	UL RB Start	Target MPR	Tune-up Limit (dBm)	23017	23095	23173
						Freq(MHz)		
						699.7	707.5	715.3
1.4	QPSK	1	0	-	18.4	17.48	17.50	17.61
		1	2	-	18.4	17.64	17.59	17.41
		1	5	-	18.4	17.27	17.64	17.45
		3	0	-	18.4	17.45	17.63	17.60
		3	1	-	18.4	17.46	17.50	17.55
		3	3	-	18.4	17.30	17.51	17.34
		6	0	-	18.4	17.31	17.54	17.44
	16QAM	1	0	-	18.4	17.89	17.91	17.68
		1	2	-	18.4	17.73	17.70	17.68
		1	5	-	18.4	17.76	17.71	17.74
		3	0	-	18.4	17.45	17.47	17.44
		3	1	-	18.4	17.32	17.51	17.58
		3	3	-	18.4	17.42	17.64	17.45
		6	0	-	18.4	17.42	17.45	17.68
	64QAM	1	0	-	18.4	17.55	17.81	17.76
		1	2	-	18.4	17.69	17.75	17.72
		1	5	-	18.4	17.57	17.64	17.54
		3	0	-	18.4	17.50	17.70	17.56
		3	1	-	18.4	17.44	17.76	17.49
		3	3	-	18.4	17.64	17.69	17.59
		6	0	-	18.4	17.37	17.39	17.54

12.3.9 LTE Band 13 DSI 0

Band						Meas. Pwr Avg (dBm)		
13						UL Ch #		
BW (MHz)	Modu-lation	UL RB Allocation	UL RB Start	Target MPR	Tune-up Limit (dBm)	-	23230	-
						Freq(MHz)		
						-	782	-
10	QPSK	1	0	0	24.0	-	23.43	-
		1	24	0	24.0	-	23.06	-
		1	49	0	24.0	-	23.32	-
		25	0	1	23.0	-	22.41	-
		25	12	1	23.0	-	22.40	-
		25	25	1	23.0	-	22.33	-
		50	0	1	23.0	-	22.38	-
	16QAM	1	0	1	23.0	-	22.48	-
		1	24	1	23.0	-	22.25	-
		1	49	1	23.0	-	22.22	-
		25	0	2	22.0	-	21.41	-
		25	12	2	22.0	-	21.40	-
		25	25	2	22.0	-	21.32	-
		50	0	2	22.0	-	21.35	-
	64QAM	1	0	2	22.0	-	21.50	-
		1	24	2	22.0	-	21.48	-
		1	49	2	22.0	-	21.53	-
		25	0	3	21.0	-	20.37	-
		25	12	3	21.0	-	20.42	-
		25	25	3	21.0	-	20.30	-
		50	0	3	21.0	-	20.41	-

Band						Meas. Pwr Avg (dBm)		
13						UL Ch #		
BW (MHz)	Modu-lation	UL RB Allocation	UL RB Start	Target MPR	Tune-up Limit (dBm)	23205	23230	23255
						Freq(MHz)		
						779.5	782	784.5
5	QPSK	1	0	0	24.0	23.27	23.35	23.27
		1	12	0	24.0	23.23	23.04	23.33
		1	24	0	24.0	23.16	23.22	23.24
		12	0	1	23.0	22.40	22.38	22.31
		12	6	1	23.0	22.43	22.35	22.33
		12	13	1	23.0	22.32	22.30	22.38
		25	0	1	23.0	22.41	22.36	22.31
	16QAM	1	0	1	23.0	22.37	22.58	22.47
		1	12	1	23.0	22.30	22.44	22.47
		1	24	1	23.0	22.20	22.31	22.47
		12	0	2	22.0	21.38	21.36	21.25
		12	6	2	22.0	21.47	21.36	21.37
		12	13	2	22.0	21.38	21.34	21.34
		25	0	2	22.0	21.41	21.29	21.28
	64QAM	1	0	2	22.0	21.46	21.58	21.50
		1	12	2	22.0	21.75	21.21	21.58
		1	24	2	22.0	21.31	21.30	21.61
		12	0	3	21.0	20.43	20.37	20.37
		12	6	3	21.0	20.44	20.39	20.39
		12	13	3	21.0	20.31	20.31	20.39
		25	0	3	21.0	20.36	20.30	20.32

12.3.10 LTE Band 13 DSI 1

Band						Meas. Pwr Avg (dBm)		
13						UL Ch #		
BW (MHz)	Modu-lation	UL RB Allocation	UL RB Start	Target MPR	Tune-up Limit (dBm)	-	23230	-
						Freq(MHz)		
						-	782	-
10	QPSK	1	0	-	18.1	-	17.74	-
		1	24	-	18.1	-	17.64	-
		1	49	-	18.1	-	17.54	-
		25	0	-	18.1	-	17.45	-
		25	12	-	18.1	-	17.42	-
		25	25	-	18.1	-	17.33	-
		50	0	-	18.1	-	17.40	-
	16QAM	1	0	-	18.1	-	17.34	-
		1	24	-	18.1	-	17.50	-
		1	49	-	18.1	-	17.60	-
		25	0	-	18.1	-	17.43	-
		25	12	-	18.1	-	17.41	-
		25	25	-	18.1	-	17.34	-
		50	0	-	18.1	-	17.41	-
	64QAM	1	0	-	18.1	-	17.49	-
		1	24	-	18.1	-	17.51	-
		1	49	-	18.1	-	17.60	-
		25	0	-	18.1	-	17.42	-
		25	12	-	18.1	-	17.38	-
		25	25	-	18.1	-	17.37	-
		50	0	-	18.1	-	17.42	-

Band						Meas. Pwr Avg (dBm)		
13						UL Ch #		
BW (MHz)	Modu-lation	UL RB Allocation	UL RB Start	Target MPR	Tune-up Limit (dBm)	23205	23230	23255
						Freq(MHz)		
						779.5	782	784.5
5	QPSK	1	0	-	18.1	17.43	17.45	17.45
		1	12	-	18.1	17.46	17.30	17.53
		1	24	-	18.1	17.40	17.42	17.37
		12	0	-	18.1	17.50	17.46	17.41
		12	6	-	18.1	17.55	17.49	17.46
		12	13	-	18.1	17.46	17.37	17.47
		25	0	-	18.1	17.44	17.45	17.40
	16QAM	1	0	-	18.1	17.70	17.65	17.64
		1	12	-	18.1	17.66	17.54	17.73
		1	24	-	18.1	17.44	17.62	17.87
		12	0	-	18.1	17.55	17.50	17.45
		12	6	-	18.1	17.54	17.47	17.45
		12	13	-	18.1	17.51	17.42	17.42
		25	0	-	18.1	17.45	17.48	17.39
	64QAM	1	0	-	18.1	17.72	17.45	17.44
		1	12	-	18.1	17.50	17.49	17.74
		1	24	-	18.1	17.56	17.75	17.69
		12	0	-	18.1	17.45	17.44	17.47
		12	6	-	18.1	17.58	17.49	17.41
		12	13	-	18.1	17.56	17.40	17.55
		25	0	-	18.1	17.48	17.44	17.40

12.3.11 LTE Band 14 DSI 0

Band						Meas. Pwr Avg (dBm)		
14						UL Ch #		
BW (MHz)	Modu-lation	UL RB Allocation	UL RB Start	Target MPR	Tune-up Limit (dBm)	-	23330	-
						Freq(MHz)		
						-	793	-
10	QPSK	1	0	0	24.0	-	23.39	-
		1	24	0	24.0	-	23.16	-
		1	49	0	24.0	-	23.01	-
		25	0	1	23.0	-	22.30	-
		25	12	1	23.0	-	22.28	-
		25	25	1	23.0	-	22.18	-
		50	0	1	23.0	-	22.25	-
	16QAM	1	0	1	23.0	-	22.83	-
		1	24	1	23.0	-	22.23	-
		1	49	1	23.0	-	22.43	-
		25	0	2	22.0	-	21.26	-
		25	12	2	22.0	-	21.33	-
		25	25	2	22.0	-	21.20	-
		50	0	2	22.0	-	21.24	-
	64QAM	1	0	2	22.0	-	21.37	-
		1	24	2	22.0	-	21.42	-
		1	49	2	22.0	-	21.62	-
		25	0	3	21.0	-	20.29	-
		25	12	3	21.0	-	20.27	-
		25	25	3	21.0	-	20.19	-
		50	0	3	21.0	-	20.22	-

Band						Meas. Pwr Avg (dBm)		
14						UL Ch #		
BW (MHz)	Modu-lation	UL RB Allocation	UL RB Start	Target MPR	Tune-up Limit (dBm)	23305	23330	23355
						Freq(MHz)		
						790.5	793	795.5
5	QPSK	1	0	0	24.0	23.20	23.01	23.26
		1	12	0	24.0	23.23	23.06	23.40
		1	24	0	24.0	23.18	22.95	23.11
		12	0	1	23.0	22.26	22.22	22.28
		12	6	1	23.0	22.25	22.24	22.31
		12	13	1	23.0	22.22	22.20	22.25
		25	0	1	23.0	22.25	22.24	22.30
	16QAM	1	0	1	23.0	22.26	22.20	22.47
		1	12	1	23.0	22.45	22.51	22.47
		1	24	1	23.0	22.49	22.49	22.49
		12	0	2	22.0	21.24	21.22	21.40
		12	6	2	22.0	21.26	21.32	21.31
		12	13	2	22.0	21.22	21.25	21.31
		25	0	2	22.0	21.24	21.22	21.33
	64QAM	1	0	2	22.0	21.32	21.24	21.63
		1	12	2	22.0	21.48	21.66	21.39
		1	24	2	22.0	21.60	21.53	21.40
		12	0	3	21.0	20.24	20.22	20.32
		12	6	3	21.0	20.28	20.30	20.26
		12	13	3	21.0	20.22	20.21	20.24
		25	0	3	21.0	20.30	20.26	20.26

12.3.12 LTE Band 14 DSI 1

Band						Meas. Pwr Avg (dBm)		
14						UL Ch #		
BW (MHz)	Modu-lation	UL RB Allocation	UL RB Start	Target MPR	Tune-up Limit (dBm)	-	23330	-
						Freq(MHz)		
						-	793	-
10	QPSK	1	0	-	17.4	-	16.59	-
		1	24	-	17.4	-	16.54	-
		1	49	-	17.4	-	16.64	-
		25	0	-	17.4	-	16.52	-
		25	12	-	17.4	-	16.51	-
		25	25	-	17.4	-	16.45	-
		50	0	-	17.4	-	16.23	-
	16QAM	1	0	-	17.4	-	16.80	-
		1	24	-	17.4	-	16.97	-
		1	49	-	17.4	-	16.61	-
		25	0	-	17.4	-	16.54	-
		25	12	-	17.4	-	16.55	-
		25	25	-	17.4	-	16.45	-
		50	0	-	17.4	-	16.47	-
	64QAM	1	0	-	17.4	-	16.83	-
		1	24	-	17.4	-	16.74	-
		1	49	-	17.4	-	16.48	-
		25	0	-	17.4	-	16.54	-
		25	12	-	17.4	-	16.60	-
		25	25	-	17.4	-	16.47	-
		50	0	-	17.4	-	16.51	-

Band						Meas. Pwr Avg (dBm)		
14						UL Ch #		
BW (MHz)	Modu-lation	UL RB Allocation	UL RB Start	Target MPR	Tune-up Limit (dBm)	23305	23330	23355
						Freq(MHz)		
						790.5	793	795.5
5	QPSK	1	0	-	17.4	16.70	16.74	16.73
		1	12	-	17.4	16.79	16.66	16.74
		1	24	-	17.4	16.45	16.64	16.65
		12	0	-	17.4	16.68	16.67	16.74
		12	6	-	17.4	16.72	16.68	16.70
		12	13	-	17.4	16.65	16.56	16.65
		25	0	-	17.4	16.23	16.24	16.31
	16QAM	1	0	-	17.4	16.88	17.08	16.89
		1	12	-	17.4	17.24	17.15	16.82
		1	24	-	17.4	16.86	16.89	16.90
		12	0	-	17.4	16.71	16.74	16.78
		12	6	-	17.4	16.76	16.78	16.77
		12	13	-	17.4	16.68	16.64	16.61
		25	0	-	17.4	16.67	16.63	16.72
	64QAM	1	0	-	17.4	16.69	16.71	17.03
		1	12	-	17.4	16.86	16.85	16.76
		1	24	-	17.4	16.57	16.63	16.80
		12	0	-	17.4	16.69	16.68	16.74
		12	6	-	17.4	16.78	16.74	16.70
		12	13	-	17.4	16.65	16.72	16.68
		25	0	-	17.4	16.67	16.64	16.73

12.3.13 LTE Band 25 DSI 0

Band						Meas. Pwr Avg (dBm)		
25						UL Ch #		
BW (MHz)	Modu-lation	UL RB Allocation	UL RB Start	Target MPR	Tune-up Limit (dBm)	26140	26365	26590
						Freq(MHz)		
						1860	1882.5	1905
20	QPSK	1	0	0	24.0	22.80	22.98	22.71
		1	49	0	24.0	22.74	22.75	22.79
		1	99	0	24.0	22.68	22.76	22.65
		50	0	1	23.0	21.77	21.85	21.71
		50	24	1	23.0	21.76	21.81	21.84
		50	50	1	23.0	21.82	21.74	21.75
		100	0	1	23.0	21.80	21.78	21.76
	16QAM	1	0	1	23.0	22.39	22.04	21.99
		1	49	1	23.0	22.04	22.11	22.02
		1	99	1	23.0	21.96	22.11	21.82
		50	0	2	22.0	20.85	20.94	20.79
		50	24	2	22.0	20.79	20.88	20.90
		50	50	2	22.0	20.84	20.76	20.82
		100	0	2	22.0	20.91	20.85	20.89
	64QAM	1	0	2	22.0	21.31	21.21	21.11
		1	49	2	22.0	21.37	21.14	21.17
		1	99	2	22.0	20.99	21.40	21.00
		50	0	3	21.0	19.85	19.93	19.79
		50	24	3	21.0	19.82	19.90	19.92
		50	50	3	21.0	19.89	19.84	19.84
		100	0	3	21.0	19.98	19.86	19.75

Band						Meas. Pwr Avg (dBm)		
25						UL Ch #		
BW (MHz)	Modu-lation	UL RB Allocation	UL RB Start	Target MPR	Tune-up Limit (dBm)	26115	26365	26615
						Freq(MHz)		
						1857.5	1882.5	1907.5
15	QPSK	1	0	0	24.0	22.88	22.91	22.76
		1	37	0	24.0	22.83	22.81	22.68
		1	74	0	24.0	22.74	22.78	22.61
		36	0	1	23.0	21.90	21.84	21.73
		36	19	1	23.0	21.89	21.86	21.71
		36	39	1	23.0	21.83	21.79	21.64
		75	0	1	23.0	21.82	21.81	21.69
	16QAM	1	0	1	23.0	22.14	22.29	21.93
		1	37	1	23.0	22.17	22.22	21.95
		1	74	1	23.0	22.11	22.47	21.73
		36	0	2	22.0	20.97	20.92	20.84
		36	19	2	22.0	20.98	20.93	20.86
		36	39	2	22.0	20.88	20.87	20.75
		75	0	2	22.0	20.93	20.89	20.78
	64QAM	1	0	2	22.0	21.21	21.50	20.92
		1	37	2	22.0	21.17	21.12	21.19
		1	74	2	22.0	21.12	21.16	21.06
		36	0	3	21.0	19.97	19.92	19.82
		36	19	3	21.0	19.99	19.90	19.83
		36	39	3	21.0	19.90	19.89	19.80
		75	0	3	21.0	19.92	19.93	19.78

Band						Meas. Pwr Avg (dBm)		
25						UL Ch #		
BW (MHz)	Modu-lation	UL RB Allocation	UL RB Start	Target MPR	Tune-up Limit (dBm)	26090	26365	26640
						Freq(MHz)		
						1855	1882.5	1910
10	QPSK	1	0	0	24.0	22.81	22.81	22.71
		1	24	0	24.0	22.80	22.75	22.74
		1	49	0	24.0	22.76	22.91	22.73
		25	0	1	23.0	21.80	21.80	21.70
		25	12	1	23.0	21.84	21.81	21.69
		25	25	1	23.0	21.81	21.75	21.73
		50	0	1	23.0	21.80	21.77	21.65
	16QAM	1	0	1	23.0	21.98	22.37	21.95
		1	24	1	23.0	22.18	22.22	22.29
		1	49	1	23.0	21.77	22.02	21.86
		25	0	2	22.0	20.88	20.84	20.77
		25	12	2	22.0	20.92	20.91	20.77
		25	25	2	22.0	20.88	20.94	20.81
		50	0	2	22.0	20.87	20.83	20.74
	64QAM	1	0	2	22.0	21.17	21.07	21.22
		1	24	2	22.0	21.06	21.09	21.02
		1	49	2	22.0	21.21	21.32	20.87
		25	0	3	21.0	19.92	19.93	19.86
		25	12	3	21.0	19.98	19.92	19.77
		25	25	3	21.0	19.91	19.94	19.87
		50	0	3	21.0	19.91	19.87	19.75

Band						Meas. Pwr Avg (dBm)		
25						UL Ch #		
BW (MHz)	Modu-lation	UL RB Allocation	UL RB Start	Target MPR	Tune-up Limit (dBm)	26065	26365	26665
						Freq(MHz)		
						1852.5	1882.5	1912.5
5	QPSK	1	0	0	24.0	22.73	22.83	22.64
		1	12	0	24.0	22.84	22.77	22.66
		1	24	0	24.0	22.86	22.81	22.59
		12	0	1	23.0	21.85	21.84	21.76
		12	6	1	23.0	21.86	21.89	21.79
		12	13	1	23.0	21.84	21.85	21.73
		25	0	1	23.0	21.82	21.83	21.76
	16QAM	1	0	1	23.0	22.25	22.01	22.22
		1	12	1	23.0	22.33	22.34	22.12
		1	24	1	23.0	22.34	22.50	22.05
		12	0	2	22.0	20.98	21.00	20.87
		12	6	2	22.0	21.03	21.04	20.91
		12	13	2	22.0	21.01	20.92	20.79
		25	0	2	22.0	20.88	20.91	20.83
	64QAM	1	0	2	22.0	21.24	21.39	21.07
		1	12	2	22.0	21.20	21.28	21.09
		1	24	2	22.0	21.04	21.49	20.89
		12	0	3	21.0	19.93	20.07	19.88
		12	6	3	21.0	19.98	20.03	19.88
		12	13	3	21.0	20.06	20.00	19.84
		25	0	3	21.0	19.90	19.88	19.87

Band						Meas. Pwr Avg (dBm)		
25						UL Ch #		
BW (MHz)	Modu-lation	UL RB Allocation	UL RB Start	Target MPR	Tune-up Limit (dBm)	26055	26365	26675
						Freq(MHz)		
						1851.5	1882.5	1913.5
3	QPSK	1	0	0	24.0	22.73	22.70	22.67
		1	7	0	24.0	23.02	22.95	22.78
		1	14	0	24.0	22.88	22.84	22.68
		8	0	1	23.0	21.84	21.80	21.70
		8	4	1	23.0	21.89	21.86	21.74
		8	7	1	23.0	21.86	21.83	21.75
		15	0	1	23.0	21.81	21.78	21.70
	16QAM	1	0	1	23.0	22.21	21.95	21.96
		1	7	1	23.0	22.29	22.48	22.03
		1	14	1	23.0	22.04	21.96	21.79
		8	0	2	22.0	21.00	20.89	20.78
		8	4	2	22.0	20.95	20.92	20.89
		8	7	2	22.0	20.92	20.93	20.79
		15	0	2	22.0	20.88	20.89	20.84
	64QAM	1	0	2	22.0	21.20	21.05	21.21
		1	7	2	22.0	21.40	21.18	21.15
		1	14	2	22.0	21.20	20.94	21.05
		8	0	3	21.0	19.98	20.04	19.86
		8	4	3	21.0	20.01	20.02	19.84
		8	7	3	21.0	19.98	20.04	19.84
		15	0	3	21.0	19.97	19.87	19.88

Band						Meas. Pwr Avg (dBm)		
25						UL Ch #		
BW (MHz)	Modu-lation	UL RB Allocation	UL RB Start	Target MPR	Tune-up Limit (dBm)	26047	26365	26683
						Freq(MHz)		
						1850.7	1882.5	1914.3
1.4	QPSK	1	0	0	24.0	22.86	22.70	22.70
		1	2	0	24.0	22.81	22.87	22.65
		1	5	0	24.0	22.71	22.66	22.61
		3	0	0	24.0	22.74	22.65	22.63
		3	1	0	24.0	22.73	22.76	22.62
		3	3	0	24.0	22.78	22.67	22.61
		6	0	1	23.0	21.70	21.66	21.67
	16QAM	1	0	1	23.0	22.21	22.02	21.86
		1	2	1	23.0	21.95	22.07	21.86
		1	5	1	23.0	22.22	22.20	21.96
		3	0	1	23.0	22.03	21.92	21.78
		3	1	1	23.0	22.19	22.08	21.79
		3	3	1	23.0	22.08	21.96	21.93
		6	0	2	22.0	20.86	20.77	20.86
	64QAM	1	0	2	22.0	21.52	21.04	20.91
		1	2	2	22.0	21.37	21.30	20.78
		1	5	2	22.0	21.08	21.14	20.89
		3	0	2	22.0	20.90	21.08	20.74
		3	1	2	22.0	21.02	20.85	20.97
		3	3	2	22.0	20.89	20.84	20.84
		6	0	3	21.0	19.90	19.66	19.85

12.3.14 LTE Band 25 DSI 1

Band						Meas. Pwr Avg (dBm)		
25						UL Ch #		
BW (MHz)	Modu-lation	UL RB Allocation	UL RB Start	Target MPR	Tune-up Limit (dBm)	26140	26365	26590
						Freq(MHz)		
						1860	1882.5	1905
20	QPSK	1	0	-	17.4	16.22	16.32	16.13
		1	49	-	17.4	16.10	16.12	16.14
		1	99	-	17.4	16.19	16.16	16.06
		50	0	-	17.4	16.24	16.28	16.10
		50	24	-	17.4	16.27	16.24	16.22
		50	50	-	17.4	16.30	16.14	16.15
		100	0	-	17.4	16.22	16.17	16.14
	16QAM	1	0	-	17.4	16.36	16.43	16.35
		1	49	-	17.4	16.55	16.26	16.52
		1	99	-	17.4	16.36	16.47	16.45
		50	0	-	17.4	16.25	16.22	16.15
		50	24	-	17.4	16.24	16.23	16.26
		50	50	-	17.4	16.28	16.17	16.19
		100	0	-	17.4	16.31	16.20	16.15
	64QAM	1	0	-	17.4	16.71	16.65	16.54
		1	49	-	17.4	16.35	16.37	16.38
		1	99	-	17.4	16.51	16.46	16.42
		50	0	-	17.4	16.27	16.27	16.13
		50	24	-	17.4	16.34	16.28	16.31
		50	50	-	17.4	16.30	16.18	16.19
		100	0	-	17.4	16.36	16.22	16.18

Band						Meas. Pwr Avg (dBm)		
25						UL Ch #		
BW (MHz)	Modu-lation	UL RB Allocation	UL RB Start	Target MPR	Tune-up Limit (dBm)	26115	26365	26615
						Freq(MHz)		
						1857.5	1882.5	1907.5
15	QPSK	1	0	-	17.4	16.32	16.17	16.16
		1	37	-	17.4	16.17	16.12	16.07
		1	74	-	17.4	16.13	16.11	16.08
		36	0	-	17.4	16.24	16.18	16.09
		36	19	-	17.4	16.26	16.17	16.13
		36	39	-	17.4	16.19	16.09	16.06
		75	0	-	17.4	16.21	16.11	16.08
	16QAM	1	0	-	17.4	16.60	16.67	16.37
		1	37	-	17.4	16.61	16.18	16.20
		1	74	-	17.4	16.26	15.99	16.35
		36	0	-	17.4	16.31	16.20	16.14
		36	19	-	17.4	16.25	16.22	16.17
		36	39	-	17.4	16.24	16.10	16.10
		75	0	-	17.4	16.26	16.19	16.13
	64QAM	1	0	-	17.4	16.69	16.27	16.50
		1	37	-	17.4	16.41	16.35	16.35
		1	74	-	17.4	16.35	16.51	16.26
		36	0	-	17.4	16.32	16.25	16.21
		36	19	-	17.4	16.39	16.22	16.20
		36	39	-	17.4	16.27	16.17	16.06
		75	0	-	17.4	16.25	16.15	16.11

Band						Meas. Pwr Avg (dBm)		
25						UL Ch #		
BW (MHz)	Modu-lation	UL RB Allocation	UL RB Start	Target MPR	Tune-up Limit (dBm)	26090	26365	26640
						Freq(MHz)		
						1855	1882.5	1910
10	QPSK	1	0	-	17.4	16.20	16.19	16.09
		1	24	-	17.4	16.29	16.22	16.13
		1	49	-	17.4	16.14	16.21	16.06
		25	0	-	17.4	16.25	16.19	16.09
		25	12	-	17.4	16.22	16.22	16.08
		25	25	-	17.4	16.23	16.16	16.15
		50	0	-	17.4	16.24	16.19	16.06
	16QAM	1	0	-	17.4	16.44	16.56	16.34
		1	24	-	17.4	16.37	16.39	16.50
		1	49	-	17.4	16.42	16.58	16.40
		25	0	-	17.4	16.30	16.22	16.16
		25	12	-	17.4	16.28	16.27	16.16
		25	25	-	17.4	16.26	16.24	16.14
		50	0	-	17.4	16.27	16.21	16.10
	64QAM	1	0	-	17.4	16.58	16.59	16.09
		1	24	-	17.4	16.57	16.29	16.48
		1	49	-	17.4	16.35	16.66	16.18
		25	0	-	17.4	16.23	16.25	16.16
		25	12	-	17.4	16.36	16.21	16.12
		25	25	-	17.4	16.32	16.26	16.11
		50	0	-	17.4	16.29	16.24	16.07

Band						Meas. Pwr Avg (dBm)		
25						UL Ch #		
BW (MHz)	Modu-lation	UL RB Allocation	UL RB Start	Target MPR	Tune-up Limit (dBm)	26065	26365	26665
						Freq(MHz)		
						1852.5	1882.5	1912.5
5	QPSK	1	0	-	17.4	16.19	16.20	16.10
		1	12	-	17.4	16.30	16.13	16.08
		1	24	-	17.4	16.26	16.14	16.00
		12	0	-	17.4	16.24	16.21	16.14
		12	6	-	17.4	16.27	16.24	16.15
		12	13	-	17.4	16.23	16.20	16.09
		25	0	-	17.4	16.23	16.17	16.10
	16QAM	1	0	-	17.4	16.37	16.15	16.26
		1	12	-	17.4	16.32	16.52	16.34
		1	24	-	17.4	16.49	16.36	16.39
		12	0	-	17.4	16.30	16.22	16.21
		12	6	-	17.4	16.30	16.29	16.21
		12	13	-	17.4	16.31	16.28	16.20
		25	0	-	17.4	16.22	16.21	16.13
	64QAM	1	0	-	17.4	16.65	16.58	16.43
		1	12	-	17.4	16.68	16.42	16.41
		1	24	-	17.4	16.45	16.42	16.17
		12	0	-	17.4	16.26	16.29	16.20
		12	6	-	17.4	16.22	16.25	16.22
		12	13	-	17.4	16.34	16.21	16.15
		25	0	-	17.4	16.27	16.24	16.16

Band						Meas. Pwr Avg (dBm)		
25						UL Ch #		
BW (MHz)	Modu-lation	UL RB Allocation	UL RB Start	Target MPR	Tune-up Limit (dBm)	26055	26365	26675
						Freq(MHz)		
						1851.5	1882.5	1913.5
3	QPSK	1	0	-	17.4	16.20	16.10	16.08
		1	7	-	17.4	16.34	16.18	16.24
		1	14	-	17.4	16.22	16.06	16.11
		8	0	-	17.4	16.26	16.18	16.10
		8	4	-	17.4	16.25	16.21	16.15
		8	7	-	17.4	16.22	16.16	16.12
		15	0	-	17.4	16.19	16.17	16.12
	16QAM	1	0	-	17.4	16.29	16.53	16.26
		1	7	-	17.4	16.43	16.58	16.27
		1	14	-	17.4	16.55	16.44	16.43
		8	0	-	17.4	16.23	16.07	16.14
		8	4	-	17.4	16.25	16.20	16.15
		8	7	-	17.4	16.20	16.22	16.14
		15	0	-	17.4	16.28	16.22	16.10
	64QAM	1	0	-	17.4	16.63	16.21	16.40
		1	7	-	17.4	16.56	16.51	16.43
		1	14	-	17.4	16.20	16.52	16.38
		8	0	-	17.4	16.33	16.23	16.12
		8	4	-	17.4	16.33	16.27	16.17
		8	7	-	17.4	16.35	16.21	16.23
		15	0	-	17.4	16.30	16.20	16.14

Band						Meas. Pwr Avg (dBm)		
25						UL Ch #		
BW (MHz)	Modu-lation	UL RB Allocation	UL RB Start	Target MPR	Tune-up Limit (dBm)	26047	26365	26683
						Freq(MHz)		
						1850.7	1882.5	1914.3
1.4	QPSK	1	0	-	17.4	16.13	16.12	16.08
		1	2	-	17.4	16.14	16.10	16.05
		1	5	-	17.4	16.18	16.04	15.96
		3	0	-	17.4	16.16	16.03	16.02
		3	1	-	17.4	16.19	16.09	16.06
		3	3	-	17.4	16.12	16.10	16.04
		6	0	-	17.4	16.12	16.09	16.05
	16QAM	1	0	-	17.4	16.63	16.52	16.41
		1	2	-	17.4	16.50	16.44	16.18
		1	5	-	17.4	16.60	16.48	16.25
		3	0	-	17.4	16.33	16.22	16.23
		3	1	-	17.4	16.41	16.11	16.35
		3	3	-	17.4	16.31	16.35	16.28
		6	0	-	17.4	16.10	16.07	16.07
	64QAM	1	0	-	17.4	16.53	16.52	16.37
		1	2	-	17.4	16.56	16.54	16.37
		1	5	-	17.4	16.46	16.20	16.24
		3	0	-	17.4	16.40	16.29	16.00
		3	1	-	17.4	16.38	16.43	16.12
		3	3	-	17.4	16.34	16.09	16.20
		6	0	-	17.4	16.30	16.15	16.11

12.3.15 LTE Band 26 DSI 0

Band						Meas. Pwr Avg (dBm)		
26						UL Ch #		
BW (MHz)	Modu-lation	UL RB Allocation	UL RB Start	Target MPR	Tune-up Limit (dBm)	-	26865	-
						Freq(MHz)		
						-	831.5	-
15	QPSK	1	0	0	24.0	-	23.25	-
		1	37	0	24.0	-	23.11	-
		1	74	0	24.0	-	22.97	-
		36	0	1	23.0	-	22.29	-
		36	19	1	23.0	-	22.27	-
		36	39	1	23.0	-	22.19	-
		75	0	1	23.0	-	22.26	-
	16QAM	1	0	1	23.0	-	22.64	-
		1	37	1	23.0	-	22.63	-
		1	74	1	23.0	-	22.34	-
		36	0	2	22.0	-	21.33	-
		36	19	2	22.0	-	21.23	-
		36	39	2	22.0	-	21.20	-
		75	0	2	22.0	-	21.23	-
	64QAM	1	0	2	22.0	-	21.57	-
		1	37	2	22.0	-	21.61	-
		1	74	2	22.0	-	21.25	-
		36	0	3	21.0	-	20.39	-
		36	19	3	21.0	-	20.28	-
		36	39	3	21.0	-	20.21	-
		75	0	3	21.0	-	20.23	-

Band						Meas. Pwr Avg (dBm)		
26						UL Ch #		
BW (MHz)	Modu-lation	UL RB Allocation	UL RB Start	Target MPR	Tune-up Limit (dBm)	26740	26865	26990
						Freq(MHz)		
						819	831.5	844
10	QPSK	1	0	0	24.0	22.98	22.90	23.24
		1	24	0	24.0	22.96	23.15	23.21
		1	49	0	24.0	23.02	23.22	23.14
		25	0	1	23.0	22.25	22.36	22.36
		25	12	1	23.0	22.33	22.34	22.35
		25	25	1	23.0	22.29	22.24	22.37
		50	0	1	23.0	22.31	22.32	22.29
	16QAM	1	0	1	23.0	22.30	22.88	22.51
		1	24	1	23.0	22.05	22.62	22.26
		1	49	1	23.0	22.48	22.23	22.05
		25	0	2	22.0	21.23	21.35	21.32
		25	12	2	22.0	21.35	21.33	21.32
		25	25	2	22.0	21.29	21.19	21.37
		50	0	2	22.0	21.36	21.34	21.31
	64QAM	1	0	2	22.0	21.41	21.28	21.64
		1	24	2	22.0	21.20	21.85	21.83
		1	49	2	22.0	21.22	21.31	21.20
		25	0	3	21.0	20.31	20.31	20.30
		25	12	3	21.0	20.30	20.41	20.40
		25	25	3	21.0	20.33	20.27	20.33
		50	0	3	21.0	20.30	20.25	20.25

Band						Meas. Pwr Avg (dBm)		
26						UL Ch #		
BW (MHz)	Modu-lation	UL RB Allocation	UL RB Start	Target MPR	Tune-up Limit (dBm)	26715	26865	27015
						Freq(MHz)		
						816.5	831.5	846.5
5	QPSK	1	0	0	24.0	23.07	23.24	23.09
		1	12	0	24.0	23.13	23.23	23.17
		1	24	0	24.0	23.22	23.15	23.16
		12	0	1	23.0	22.24	22.32	22.35
		12	6	1	23.0	22.29	22.38	22.34
		12	13	1	23.0	22.22	22.27	22.31
		25	0	1	23.0	22.24	22.31	22.32
	16QAM	1	0	1	23.0	22.38	22.69	22.48
		1	12	1	23.0	22.32	22.66	22.46
		1	24	1	23.0	22.39	22.51	22.29
		12	0	2	22.0	21.30	21.38	21.34
		12	6	2	22.0	21.34	21.37	21.28
		12	13	2	22.0	21.31	21.25	21.27
		25	0	2	22.0	21.31	21.36	21.35
	64QAM	1	0	2	22.0	21.49	21.58	21.56
		1	12	2	22.0	21.52	21.54	21.40
		1	24	2	22.0	21.41	21.50	21.43
		12	0	3	21.0	20.21	20.39	20.36
		12	6	3	21.0	20.26	20.38	20.41
		12	13	3	21.0	20.20	20.20	20.28
		25	0	3	21.0	20.25	20.33	20.35

Band						Meas. Pwr Avg (dBm)		
26						UL Ch #		
BW (MHz)	Modu-lation	UL RB Allocation	UL RB Start	Target MPR	Tune-up Limit (dBm)	26705	26865	27025
						Freq(MHz)		
						815.5	831.5	847.5
3	QPSK	1	0	0	24.0	23.19	23.24	23.16
		1	7	0	24.0	23.18	23.23	23.21
		1	14	0	24.0	23.05	23.22	23.15
		8	0	1	23.0	22.24	22.37	22.30
		8	4	1	23.0	22.31	22.34	22.33
		8	7	1	23.0	22.36	22.35	22.23
		15	0	1	23.0	22.33	22.36	22.32
	16QAM	1	0	1	23.0	22.51	22.55	22.49
		1	7	1	23.0	22.61	22.52	22.51
		1	14	1	23.0	22.48	22.56	22.12
		8	0	2	22.0	21.41	21.50	21.34
		8	4	2	22.0	21.35	21.53	21.32
		8	7	2	22.0	21.29	21.42	21.28
		15	0	2	22.0	21.37	21.42	21.35
	64QAM	1	0	2	22.0	21.61	21.42	21.45
		1	7	2	22.0	21.44	21.76	21.51
		1	14	2	22.0	21.39	21.47	21.29
		8	0	3	21.0	20.37	20.49	20.26
		8	4	3	21.0	20.40	20.40	20.29
		8	7	3	21.0	20.37	20.52	20.29
		15	0	3	21.0	20.40	20.43	20.34

Band						Meas. Pwr Avg (dBm)		
26						UL Ch #		
BW (MHz)	Modu-lation	UL RB Allocation	UL RB Start	Target MPR	Tune-up Limit (dBm)	26697	26865	27033
						Freq(MHz)		
						814.7	831.5	848.3
1.4	QPSK	1	0	0	24.0	23.10	23.24	23.17
		1	2	0	24.0	23.07	23.23	23.13
		1	5	0	24.0	23.01	23.20	23.06
		3	0	0	24.0	23.03	23.23	23.18
		3	1	0	24.0	23.08	23.22	23.22
		3	3	0	24.0	23.01	23.20	23.13
		6	0	1	23.0	22.11	22.23	22.28
	16QAM	1	0	1	23.0	22.42	22.51	22.31
		1	2	1	23.0	22.51	22.54	22.30
		1	5	1	23.0	22.39	22.40	22.19
		3	0	1	23.0	22.12	22.32	22.18
		3	1	1	23.0	22.15	22.36	22.22
		3	3	1	23.0	22.13	22.31	22.11
		6	0	2	22.0	21.16	21.27	21.23
	64QAM	1	0	2	22.0	21.44	21.56	21.40
		1	2	2	22.0	21.31	21.56	21.28
		1	5	2	22.0	21.22	21.53	21.15
		3	0	2	22.0	21.18	21.43	21.28
		3	1	2	22.0	21.21	21.28	21.28
		3	3	2	22.0	21.18	21.30	21.17
		6	0	3	21.0	20.19	20.27	20.30

12.3.16 LTE Band 26 DSI 1

Band						Meas. Pwr Avg (dBm)		
26						UL Ch #		
BW (MHz)	Modu-lation	UL RB Allocation	UL RB Start	Target MPR	Tune-up Limit (dBm)	-	26865	-
						Freq(MHz)		
						-	831.5	-
15	QPSK	1	0	-	17.1	-	16.42	-
		1	37	-	17.1	-	16.22	-
		1	74	-	17.1	-	16.10	-
		36	0	-	17.1	-	16.33	-
		36	19	-	17.1	-	16.26	-
		36	39	-	17.1	-	16.21	-
		75	0	-	17.1	-	16.13	-
	16QAM	1	0	-	17.1	-	16.18	-
		1	37	-	17.1	-	16.05	-
		1	74	-	17.1	-	16.33	-
		36	0	-	17.1	-	16.33	-
		36	19	-	17.1	-	16.25	-
		36	39	-	17.1	-	16.20	-
		75	0	-	17.1	-	16.24	-
	64QAM	1	0	-	17.1	-	16.37	-
		1	37	-	17.1	-	16.21	-
		1	74	-	17.1	-	16.53	-
		36	0	-	17.1	-	16.37	-
		36	19	-	17.1	-	16.20	-
		36	39	-	17.1	-	16.24	-
		75	0	-	17.1	-	16.23	-

Band						Meas. Pwr Avg (dBm)		
26						UL Ch #		
BW (MHz)	Modu-lation	UL RB Allocation	UL RB Start	Target MPR	Tune-up Limit (dBm)	26740	26865	26990
						Freq(MHz)		
						819	831.5	844
10	QPSK	1	0	-	17.1	16.08	16.36	16.36
		1	24	-	17.1	16.41	16.35	16.13
		1	49	-	17.1	16.19	16.39	16.19
		25	0	-	17.1	16.33	16.44	16.33
		25	12	-	17.1	16.43	16.41	16.38
		25	25	-	17.1	16.36	16.37	16.41
		50	0	-	17.1	16.40	16.39	16.29
	16QAM	1	0	-	17.1	16.35	16.24	16.21
		1	24	-	17.1	16.31	16.44	16.31
		1	49	-	17.1	16.39	16.53	16.34
		25	0	-	17.1	16.36	16.41	16.34
		25	12	-	17.1	16.44	16.44	16.42
		25	25	-	17.1	16.35	16.38	16.41
		50	0	-	17.1	16.39	16.43	16.41
	64QAM	1	0	-	17.1	16.28	16.29	16.45
		1	24	-	17.1	16.05	16.27	16.35
		1	49	-	17.1	16.33	16.73	16.17
		25	0	-	17.1	16.34	16.55	16.43
		25	12	-	17.1	16.41	16.41	16.45
		25	25	-	17.1	16.38	16.38	16.42
		50	0	-	17.1	16.45	16.39	16.37

Band						Meas. Pwr Avg (dBm)		
26						UL Ch #		
BW (MHz)	Modu-lation	UL RB Allocation	UL RB Start	Target MPR	Tune-up Limit (dBm)	26715	26865	27015
						Freq(MHz)		
						816.5	831.5	846.5
5	QPSK	1	0	-	17.1	16.26	16.24	16.22
		1	12	-	17.1	16.41	16.12	16.18
		1	24	-	17.1	16.30	16.34	16.21
		12	0	-	17.1	16.33	16.42	16.33
		12	6	-	17.1	16.35	16.41	16.41
		12	13	-	17.1	16.30	16.36	16.39
		25	0	-	17.1	16.35	16.32	16.20
	16QAM	1	0	-	17.1	16.40	16.38	16.35
		1	12	-	17.1	16.40	16.39	16.33
		1	24	-	17.1	16.19	16.55	16.32
		12	0	-	17.1	16.40	16.43	16.45
		12	6	-	17.1	16.34	16.43	16.48
		12	13	-	17.1	16.35	16.44	16.49
		25	0	-	17.1	16.33	16.38	16.41
	64QAM	1	0	-	17.1	16.32	16.34	16.62
		1	12	-	17.1	16.32	16.39	16.42
		1	24	-	17.1	16.34	16.36	16.30
		12	0	-	17.1	16.28	16.36	16.50
		12	6	-	17.1	16.36	16.35	16.42
		12	13	-	17.1	16.37	16.36	16.36
		25	0	-	17.1	16.23	16.37	16.40

Band						Meas. Pwr Avg (dBm)		
26						UL Ch #		
BW (MHz)	Modu-lation	UL RB Allocation	UL RB Start	Target MPR	Tune-up Limit (dBm)	26705	26865	27025
						Freq(MHz)		
						815.5	831.5	847.5
3	QPSK	1	0	-	17.1	16.20	16.40	16.32
		1	7	-	17.1	16.31	16.41	16.39
		1	14	-	17.1	16.21	16.36	16.36
		8	0	-	17.1	16.25	16.40	16.40
		8	4	-	17.1	16.27	16.45	16.42
		8	7	-	17.1	16.32	16.34	16.38
		15	0	-	17.1	16.28	16.40	16.31
	16QAM	1	0	-	17.1	16.34	16.31	16.26
		1	7	-	17.1	16.39	16.34	16.31
		1	14	-	17.1	16.39	16.64	16.40
		8	0	-	17.1	16.27	16.34	16.40
		8	4	-	17.1	16.36	16.30	16.41
		8	7	-	17.1	16.36	16.45	16.45
		15	0	-	17.1	16.35	16.41	16.46
	64QAM	1	0	-	17.1	16.30	16.33	16.38
		1	7	-	17.1	16.32	16.32	16.39
		1	14	-	17.1	16.35	16.46	16.36
		8	0	-	17.1	16.34	16.42	16.43
		8	4	-	17.1	16.37	16.41	16.42
		8	7	-	17.1	16.34	16.41	16.43
		15	0	-	17.1	16.41	16.42	16.39

Band						Meas. Pwr Avg (dBm)		
26						UL Ch #		
BW (MHz)	Modu-lation	UL RB Allocation	UL RB Start	Target MPR	Tune-up Limit (dBm)	26697	26865	27033
						Freq(MHz)		
						814.7	831.5	848.3
1.4	QPSK	1	0	-	17.1	16.13	16.12	16.13
		1	2	-	17.1	16.18	16.14	16.16
		1	5	-	17.1	16.11	16.11	16.19
		3	0	-	17.1	16.11	16.10	16.14
		3	1	-	17.1	16.12	16.13	16.13
		3	3	-	17.1	16.20	16.12	16.17
		6	0	-	17.1	16.13	16.12	16.11
	16QAM	1	0	-	17.1	16.23	16.41	16.28
		1	2	-	17.1	16.20	16.33	16.23
		1	5	-	17.1	16.19	16.33	16.32
		3	0	-	17.1	16.13	16.14	16.18
		3	1	-	17.1	16.13	16.12	16.16
		3	3	-	17.1	16.12	16.15	16.10
		6	0	-	17.1	16.13	16.17	16.12
	64QAM	1	0	-	17.1	16.26	16.47	16.32
		1	2	-	17.1	16.16	16.42	16.34
		1	5	-	17.1	16.15	16.18	16.29
		3	0	-	17.1	16.12	16.12	16.26
		3	1	-	17.1	16.22	16.23	16.22
		3	3	-	17.1	16.12	16.11	16.17
		6	0	-	17.1	16.22	16.26	16.20

12.3.17 LTE Band 42/48 DSI 0

Band						Meas. Pwr Avg (dBm)				
42/48						UL Ch #				
BW (MHz)	Modu-lation	UL RB Allocation	UL RB Start	Target MPR	Tune-up Limit (dBm)	42190	42715	55740	56115	56640
						Freq(MHz)				
						3460	3512.5	3600	3637.5	3690
20	QPSK	1	0	0	19.0	18.36	18.82	18.67	18.74	18.41
		1	49	0	19.0	18.37	18.78	18.66	18.64	18.35
		1	99	0	19.0	18.64	18.80	18.77	18.70	18.48
		50	0	1	18.0	17.45	17.87	17.66	17.64	17.36
		50	24	1	18.0	17.51	17.89	17.73	17.69	17.42
		50	50	1	18.0	17.66	17.90	17.74	17.71	17.41
		100	0	1	18.0	17.59	17.89	17.69	17.66	17.37
	16QAM	1	0	1	18.0	17.59	18.00	17.73	17.78	17.48
		1	49	1	18.0	17.56	17.95	17.77	17.72	17.41
		1	99	1	18.0	17.80	17.93	17.84	17.77	17.55
		50	0	2	17.0	16.46	16.88	16.70	16.69	16.39
		50	24	2	17.0	16.51	16.93	16.74	16.74	16.45
		50	50	2	17.0	16.67	16.91	16.80	16.71	16.44
		100	0	2	17.0	16.60	16.87	16.69	16.69	16.39
	64QAM	1	0	2	17.0	16.50	17.00	16.83	16.91	16.56
		1	49	2	17.0	16.49	16.90	16.80	16.74	16.53
		1	99	2	17.0	16.71	16.92	16.93	16.80	16.54
		50	0	3	16.0	15.45	15.87	15.71	15.69	15.36
		50	24	3	16.0	15.54	15.91	15.73	15.69	15.41
		50	50	3	16.0	15.68	15.88	15.74	15.70	15.43
		100	0	3	16.0	15.61	15.88	15.70	15.65	15.38

Band						Meas. Pwr Avg (dBm)				
42/48						UL Ch #				
BW (MHz)	Modu-lation	UL RB Allocation	UL RB Start	Target MPR	Tune-up Limit (dBm)	42165	42715	55740	56115	56665
						Freq(MHz)				
						3457.5	3512.5	3600	3637.5	3692.5
15	QPSK	1	0	0	19.0	18.43	18.90	18.68	18.71	18.48
		1	37	0	19.0	18.42	18.86	18.69	18.62	18.43
		1	74	0	19.0	18.55	18.89	18.80	18.67	18.52
		36	0	1	18.0	17.45	17.88	17.69	17.71	17.39
		36	19	1	18.0	17.54	17.91	17.70	17.68	17.41
		36	39	1	18.0	17.53	17.89	17.76	17.72	17.43
		75	0	1	18.0	17.52	17.89	17.67	17.63	17.37
	16QAM	1	0	1	18.0	17.56	17.78	17.85	17.90	17.29
		1	37	1	18.0	17.55	17.71	17.83	17.82	17.25
		1	74	1	18.0	17.69	17.76	17.99	17.86	17.38
		36	0	2	17.0	16.45	16.86	16.73	16.75	16.37
		36	19	2	17.0	16.55	16.89	16.77	16.74	16.43
		36	39	2	17.0	16.53	16.92	16.77	16.75	16.41
		75	0	2	17.0	16.53	16.86	16.75	16.68	16.36
	64QAM	1	0	2	17.0	16.64	16.89	16.79	16.84	16.49
		1	37	2	17.0	16.48	16.85	16.80	16.73	16.44
		1	74	2	17.0	16.62	16.91	16.87	16.77	16.57
		36	0	3	16.0	15.43	15.82	15.67	15.67	15.34
		36	19	3	16.0	15.51	15.85	15.74	15.73	15.41
		36	39	3	16.0	15.52	15.86	15.79	15.69	15.36
		75	0	3	16.0	15.51	15.88	15.72	15.69	15.42

Band						Meas. Pwr Avg (dBm)				
42/48						UL Ch #				
BW (MHz)	Modu-lation	UL RB Allocation	UL RB Start	Target MPR	Tune-up Limit (dBm)	42140	42715	55740	56115	56690
						Freq(MHz)				
						3455	3512.5	3600	3637.5	3695
10	QPSK	1	0	0	19.0	18.28	18.86	18.74	18.66	18.42
		1	24	0	19.0	18.29	18.85	18.77	18.65	18.40
		1	49	0	19.0	18.33	18.84	18.79	18.64	18.43
		25	0	1	18.0	17.39	17.90	17.73	17.69	17.40
		25	12	1	18.0	17.42	17.93	17.76	17.71	17.43
		25	25	1	18.0	17.40	17.91	17.71	17.66	17.41
		50	0	1	18.0	17.41	17.89	17.68	17.66	17.38
	16QAM	1	0	1	18.0	17.51	17.98	17.61	17.51	17.55
		1	24	1	18.0	17.54	17.97	17.64	17.50	17.67
		1	49	1	18.0	17.58	17.99	17.99	17.62	17.60
		25	0	2	17.0	16.45	16.91	16.70	16.74	16.43
		25	12	2	17.0	16.46	16.96	16.77	16.77	16.48
		25	25	2	17.0	16.47	16.95	16.76	16.73	16.46
		50	0	2	17.0	16.45	16.88	16.71	16.68	16.40
	64QAM	1	0	2	17.0	16.50	17.00	16.76	16.89	16.76
		1	24	2	17.0	16.50	17.00	16.79	16.89	16.77
		1	49	2	17.0	16.50	17.00	16.84	16.88	16.79
		25	0	3	16.0	15.36	15.87	15.71	15.74	15.38
		25	12	3	16.0	15.41	15.90	15.74	15.73	15.40
		25	25	3	16.0	15.42	15.89	15.75	15.71	15.39
		50	0	3	16.0	15.40	15.88	15.66	15.65	15.37

Band						Meas. Pwr Avg (dBm)				
42/48						UL Ch #				
BW (MHz)	Modu-lation	UL RB Allocation	UL RB Start	Target MPR	Tune-up Limit (dBm)	42115	42715	55740	56115	56715
						Freq(MHz)				
						3452.5	3512.5	3600	3637.5	3697.5
5	QPSK	1	0	0	19.0	18.32	18.86	18.69	18.66	18.39
		1	12	0	19.0	18.34	18.89	18.68	18.67	18.41
		1	24	0	19.0	18.35	18.87	18.74	18.65	18.40
		12	0	1	18.0	17.45	17.92	17.74	17.70	17.42
		12	6	1	18.0	17.43	17.91	17.75	17.69	17.41
		12	13	1	18.0	17.39	17.89	17.71	17.67	17.40
		25	0	1	18.0	17.43	17.90	17.71	17.66	17.37
	16QAM	1	0	1	18.0	17.51	17.92	17.90	17.80	17.53
		1	12	1	18.0	17.56	17.96	17.93	17.78	17.51
		1	24	1	18.0	17.56	17.97	17.93	17.68	17.50
		12	0	2	17.0	16.43	16.94	16.78	16.74	16.48
		12	6	2	17.0	16.44	16.97	16.81	16.75	16.47
		12	13	2	17.0	16.42	16.96	16.78	16.69	16.43
		25	0	2	17.0	16.49	16.93	16.75	16.68	16.41
	64QAM	1	0	2	17.0	16.53	16.93	16.77	16.82	16.50
		1	12	2	17.0	16.55	16.97	16.83	16.82	16.57
		1	24	2	17.0	16.57	16.91	16.83	16.82	16.57
		12	0	3	16.0	15.47	15.93	15.80	15.77	15.47
		12	6	3	16.0	15.49	15.96	15.77	15.70	15.42
		12	13	3	16.0	15.44	15.96	15.76	15.69	15.42
		25	0	3	16.0	15.43	15.89	15.72	15.70	15.43

12.3.18 LTE Band 42/48 DSI 1

Band						Meas. Pwr Avg (dBm)				
42/48						UL Ch #				
BW (MHz)	Modu-lation	UL RB Allocation	UL RB Start	Target MPR	Tune-up Limit (dBm)	42190	42715	55740	56115	56640
						Freq(MHz)				
						3460	3512.5	3600	3637.5	3690
20	QPSK	1	0	-	11.0	10.37	10.91	10.62	10.70	10.38
		1	49	-	11.0	10.34	10.78	10.65	10.59	10.28
		1	99	-	11.0	10.51	10.80	10.77	10.64	10.41
		50	0	-	11.0	10.41	10.89	10.67	10.68	10.38
		50	24	-	11.0	10.47	10.91	10.73	10.67	10.43
		50	50	-	11.0	10.59	10.92	10.77	10.69	10.42
		100	0	-	11.0	10.50	10.90	10.69	10.68	10.40
	16QAM	1	0	-	11.0	10.43	10.91	10.80	10.86	10.61
		1	49	-	11.0	10.33	10.83	10.82	10.67	10.55
		1	99	-	11.0	10.54	10.88	10.90	10.74	10.65
		50	0	-	11.0	10.41	10.88	10.65	10.67	10.37
		50	24	-	11.0	10.48	10.93	10.71	10.67	10.45
		50	50	-	11.0	10.60	10.92	10.72	10.67	10.42
		100	0	-	11.0	10.55	10.90	10.69	10.65	10.43
	64QAM	1	0	-	11.0	10.42	10.99	10.74	10.81	10.61
		1	49	-	11.0	10.42	10.87	10.73	10.73	10.55
		1	99	-	11.0	10.53	10.90	10.84	10.69	10.57
		50	0	-	11.0	10.43	10.87	10.69	10.71	10.36
		50	24	-	11.0	10.46	10.90	10.75	10.70	10.42
		50	50	-	11.0	10.58	10.89	10.75	10.70	10.41
		100	0	-	11.0	10.54	10.86	10.72	10.67	10.42

Band						Meas. Pwr Avg (dBm)				
42/48						UL Ch #				
BW (MHz)	Modu-lation	UL RB Allocation	UL RB Start	Target MPR	Tune-up Limit (dBm)	42165	42715	55740	56115	56665
						Freq(MHz)				
						3457.5	3512.5	3600	3637.5	3692.5
15	QPSK	1	0	-	11.0	10.46	10.91	10.66	10.71	10.37
		1	37	-	11.0	10.42	10.81	10.63	10.70	10.31
		1	74	-	11.0	10.58	10.88	10.75	10.81	10.44
		36	0	-	11.0	10.46	10.84	10.66	10.62	10.34
		36	19	-	11.0	10.52	10.87	10.69	10.70	10.38
		36	39	-	11.0	10.59	10.88	10.76	10.71	10.43
		75	0	-	11.0	10.54	10.88	10.71	10.70	10.39
	16QAM	1	0	-	11.0	10.60	11.00	10.80	10.56	10.51
		1	37	-	11.0	10.61	10.94	10.79	10.54	10.49
		1	74	-	11.0	10.73	10.99	10.93	10.68	10.58
		36	0	-	11.0	10.46	10.86	10.64	10.64	10.32
		36	19	-	11.0	10.53	10.87	10.73	10.67	10.38
		36	39	-	11.0	10.55	10.92	10.77	10.71	10.44
		75	0	-	11.0	10.55	10.90	10.70	10.65	10.39
	64QAM	1	0	-	11.0	10.49	10.95	10.74	10.73	10.46
		1	37	-	11.0	10.50	10.86	10.73	10.71	10.43
		1	74	-	11.0	10.61	10.92	10.86	10.84	10.56
		36	0	-	11.0	10.50	10.84	10.68	10.64	10.37
		36	19	-	11.0	10.51	10.88	10.72	10.66	10.42
		36	39	-	11.0	10.57	10.87	10.79	10.69	10.44
		75	0	-	11.0	10.53	10.89	10.70	10.70	10.42

Band						Meas. Pwr Avg (dBm)				
42/48						UL Ch #				
BW (MHz)	Modu-lation	UL RB Allocation	UL RB Start	Target MPR	Tune-up Limit (dBm)	42140	42715	55740	56115	56690
						Freq(MHz)				
						3455	3512.5	3600	3637.5	3695
10	QPSK	1	0	-	11.0	10.40	10.88	10.68	10.70	10.42
		1	24	-	11.0	10.39	10.90	10.73	10.68	10.41
		1	49	-	11.0	10.42	10.91	10.71	10.65	10.43
		25	0	-	11.0	10.42	10.93	10.70	10.70	10.41
		25	12	-	11.0	10.46	10.92	10.72	10.69	10.40
		25	25	-	11.0	10.47	10.89	10.74	10.67	10.38
		50	0	-	11.0	10.41	10.90	10.72	10.70	10.40
	16QAM	1	0	-	11.0	10.54	10.96	10.85	10.83	10.58
		1	24	-	11.0	10.51	11.00	10.88	10.81	10.57
		1	49	-	11.0	10.54	11.00	10.86	10.75	10.61
		25	0	-	11.0	10.44	10.90	10.72	10.72	10.40
		25	12	-	11.0	10.49	10.95	10.74	10.70	10.46
		25	25	-	11.0	10.46	10.94	10.75	10.65	10.42
		50	0	-	11.0	10.43	10.89	10.67	10.67	10.40
	64QAM	1	0	-	11.0	10.42	10.96	10.76	10.76	10.48
		1	24	-	11.0	10.47	10.94	10.86	10.76	10.51
		1	49	-	11.0	10.51	10.92	10.84	10.74	10.52
		25	0	-	11.0	10.41	10.89	10.72	10.73	10.46
		25	12	-	11.0	10.46	10.91	10.76	10.72	10.44
		25	25	-	11.0	10.45	10.89	10.75	10.66	10.44
		50	0	-	11.0	10.41	10.87	10.71	10.67	10.39

Band						Meas. Pwr Avg (dBm)				
42/48						UL Ch #				
BW (MHz)	Modu-lation	UL RB Allocation	UL RB Start	Target MPR	Tune-up Limit (dBm)	42115	42715	55740	56115	56715
						Freq(MHz)				
						3452.5	3512.5	3600	3637.5	3697.5
5	QPSK	1	0	-	11.0	10.35	10.81	10.60	10.61	10.32
		1	12	-	11.0	10.40	10.87	10.66	10.63	10.36
		1	24	-	11.0	10.37	10.85	10.70	10.64	10.35
		12	0	-	11.0	10.41	10.89	10.70	10.67	10.42
		12	6	-	11.0	10.45	10.92	10.71	10.68	10.39
		12	13	-	11.0	10.42	10.88	10.68	10.66	10.38
		25	0	-	11.0	10.40	10.87	10.70	10.63	10.36
	16QAM	1	0	-	11.0	10.52	10.99	10.81	10.75	10.45
		1	12	-	11.0	10.54	11.00	10.71	10.86	10.47
		1	24	-	11.0	10.53	10.99	10.81	10.71	10.50
		12	0	-	11.0	10.45	10.92	10.71	10.67	10.38
		12	6	-	11.0	10.43	10.90	10.72	10.69	10.43
		12	13	-	11.0	10.41	10.87	10.73	10.63	10.42
		25	0	-	11.0	10.43	10.92	10.71	10.67	10.39
	64QAM	1	0	-	11.0	10.45	10.91	10.73	10.71	10.41
		1	12	-	11.0	10.43	10.91	10.75	10.72	10.47
		1	24	-	11.0	10.47	10.90	10.75	10.67	10.45
		12	0	-	11.0	10.40	10.88	10.74	10.71	10.46
		12	6	-	11.0	10.44	10.93	10.74	10.72	10.46
		12	13	-	11.0	10.42	10.91	10.74	10.67	10.45
		25	0	-	11.0	10.41	10.87	10.75	10.70	10.39

12.3.19 LTE Band 66 DSI 0

Band						Meas. Pwr Avg (dBm)		
66						UL Ch #		
BW (MHz)	Modu-lation	UL RB Allocation	UL RB Start	Target MPR	Tune-up Limit (dBm)	132072	132322	132572
						Freq(MHz)		
						1720	1745	1770
20	QPSK	1	0	0	24.0	23.25	23.17	23.08
		1	49	0	24.0	23.27	23.18	23.21
		1	99	0	24.0	23.13	23.07	23.04
		50	0	1	23.0	22.33	22.08	21.97
		50	24	1	23.0	22.35	22.11	21.98
		50	50	1	23.0	22.28	22.06	21.90
		100	0	1	23.0	22.32	22.08	21.91
	16QAM	1	0	1	23.0	22.60	22.52	22.30
		1	49	1	23.0	22.40	22.29	22.31
		1	99	1	23.0	22.64	22.67	22.20
		50	0	2	22.0	21.33	21.10	20.86
		50	24	2	22.0	21.34	21.16	20.85
		50	50	2	22.0	21.28	21.04	20.78
		100	0	2	22.0	21.30	21.14	20.82
	64QAM	1	0	2	22.0	21.46	21.42	21.24
		1	49	2	22.0	21.50	21.30	21.14
		1	99	2	22.0	21.75	21.16	21.09
		50	0	3	21.0	20.35	20.16	19.91
		50	24	3	21.0	20.38	20.13	19.84
		50	50	3	21.0	20.30	20.10	19.81
		100	0	3	21.0	20.34	20.14	19.83

Band						Meas. Pwr Avg (dBm)		
66						UL Ch #		
BW (MHz)	Modu-lation	UL RB Allocation	UL RB Start	Target MPR	Tune-up Limit (dBm)	132047	132322	132597
						Freq(MHz)		
						1717.5	1745	1772.5
15	QPSK	1	0	0	24.0	23.31	23.21	22.77
		1	37	0	24.0	23.24	23.22	22.70
		1	74	0	24.0	23.41	23.00	22.62
		36	0	1	23.0	22.35	22.11	21.91
		36	19	1	23.0	22.34	22.14	21.89
		36	39	1	23.0	22.30	22.10	21.86
		75	0	1	23.0	22.33	22.13	21.91
	16QAM	1	0	1	23.0	22.72	22.89	22.21
		1	37	1	23.0	22.62	22.28	21.90
		1	74	1	23.0	22.63	22.64	22.14
		36	0	2	22.0	21.29	21.19	20.93
		36	19	2	22.0	21.37	21.17	20.95
		36	39	2	22.0	21.32	21.19	20.88
		75	0	2	22.0	21.38	21.12	20.81
	64QAM	1	0	2	22.0	21.62	21.23	20.87
		1	37	2	22.0	21.36	21.55	20.81
		1	74	2	22.0	20.91	21.53	20.76
		36	0	3	21.0	20.36	20.17	19.83
		36	19	3	21.0	20.36	20.19	19.85
		36	39	3	21.0	20.30	20.15	19.78
		75	0	3	21.0	20.35	20.16	19.84

Band						Meas. Pwr Avg (dBm)		
66						UL Ch #		
BW (MHz)	Modu-lation	UL RB Allocation	UL RB Start	Target MPR	Tune-up Limit (dBm)	132022	132322	132622
						Freq(MHz)		
						1715	1745	1775
10	QPSK	1	0	0	24.0	23.12	23.01	22.94
		1	24	0	24.0	23.27	22.98	22.99
		1	49	0	24.0	23.37	22.89	22.96
		25	0	1	23.0	22.35	22.11	21.91
		25	12	1	23.0	22.42	22.16	21.90
		25	25	1	23.0	22.36	22.07	21.89
		50	0	1	23.0	22.38	22.12	21.91
	16QAM	1	0	1	23.0	22.80	22.72	21.99
		1	24	1	23.0	22.74	22.48	22.20
		1	49	1	23.0	22.82	22.17	22.31
		25	0	2	22.0	21.38	21.18	20.79
		25	12	2	22.0	21.42	21.23	20.83
		25	25	2	22.0	21.37	21.10	20.79
		50	0	2	22.0	21.36	21.20	20.84
	64QAM	1	0	2	22.0	21.46	21.44	21.04
		1	24	2	22.0	21.31	21.55	20.91
		1	49	2	22.0	21.28	21.29	21.09
		25	0	3	21.0	20.37	20.22	19.77
		25	12	3	21.0	20.35	20.24	19.83
		25	25	3	21.0	20.35	20.15	19.80
		50	0	3	21.0	20.48	20.19	19.80

Band						Meas. Pwr Avg (dBm)		
66						UL Ch #		
BW (MHz)	Modu-lation	UL RB Allocation	UL RB Start	Target MPR	Tune-up Limit (dBm)	131997	132322	132647
						Freq(MHz)		
						1712.5	1745	1777.5
5	QPSK	1	0	0	24.0	23.24	23.06	22.80
		1	12	0	24.0	23.27	22.99	22.82
		1	24	0	24.0	23.29	22.95	22.87
		12	0	1	23.0	22.35	22.12	21.85
		12	6	1	23.0	22.37	22.13	21.88
		12	13	1	23.0	22.36	22.11	21.86
		25	0	1	23.0	22.36	22.12	21.86
	16QAM	1	0	1	23.0	22.41	22.40	22.14
		1	12	1	23.0	22.69	22.61	22.16
		1	24	1	23.0	22.41	22.36	22.00
		12	0	2	22.0	21.35	21.25	20.94
		12	6	2	22.0	21.45	21.18	20.92
		12	13	2	22.0	21.40	21.24	20.91
		25	0	2	22.0	21.37	21.22	20.87
	64QAM	1	0	2	22.0	21.27	21.30	20.88
		1	12	2	22.0	21.47	21.47	21.08
		1	24	2	22.0	21.38	21.34	20.94
		12	0	3	21.0	20.33	20.22	19.87
		12	6	3	21.0	20.44	20.27	19.87
		12	13	3	21.0	20.38	20.25	19.79
		25	0	3	21.0	20.40	20.15	19.83

Band						Meas. Pwr Avg (dBm)		
66						UL Ch #		
BW (MHz)	Modu-lation	UL RB Allocation	UL RB Start	Target MPR	Tune-up Limit (dBm)	131987	132322	132657
						Freq(MHz)		
						1711.5	1745	1778.5
3	QPSK	1	0	0	24.0	23.17	23.04	22.74
		1	7	0	24.0	23.28	23.14	22.87
		1	14	0	24.0	23.38	23.07	22.80
		8	0	1	23.0	22.31	22.10	21.89
		8	4	1	23.0	22.40	22.15	21.87
		8	7	1	23.0	22.30	22.08	21.88
		15	0	1	23.0	22.33	22.12	21.88
	16QAM	1	0	1	23.0	22.20	22.24	22.09
		1	7	1	23.0	22.66	22.54	22.23
		1	14	1	23.0	22.69	22.10	22.03
		8	0	2	22.0	21.45	21.26	20.87
		8	4	2	22.0	21.43	21.27	20.86
		8	7	2	22.0	21.43	21.24	20.86
		15	0	2	22.0	21.38	21.21	20.82
	64QAM	1	0	2	22.0	21.48	21.25	20.77
		1	7	2	22.0	21.53	21.49	21.22
		1	14	2	22.0	21.55	21.50	20.90
		8	0	3	21.0	20.40	20.16	19.82
		8	4	3	21.0	20.47	20.24	19.86
		8	7	3	21.0	20.44	20.28	19.86
		15	0	3	21.0	20.40	20.23	19.77

Band						Meas. Pwr Avg (dBm)		
66						UL Ch #		
BW (MHz)	Modu-lation	UL RB Allocation	UL RB Start	Target MPR	Tune-up Limit (dBm)	131979	132322	132665
						Freq(MHz)		
						1710.7	1745	1779.3
1.4	QPSK	1	0	0	24.0	23.32	23.02	22.79
		1	2	0	24.0	23.26	23.10	22.78
		1	5	0	24.0	23.24	22.95	22.77
		3	0	0	24.0	23.27	22.99	22.75
		3	1	0	24.0	23.32	23.05	22.80
		3	3	0	24.0	23.28	23.00	22.74
		6	0	1	23.0	22.35	22.08	21.81
	16QAM	1	0	1	23.0	22.52	22.61	22.07
		1	2	1	23.0	22.69	22.43	22.10
		1	5	1	23.0	22.55	22.29	21.93
		3	0	1	23.0	22.23	22.15	21.77
		3	1	1	23.0	22.38	22.17	21.78
		3	3	1	23.0	22.36	22.10	21.70
		6	0	2	22.0	21.36	21.23	20.78
	64QAM	1	0	2	22.0	21.70	21.37	20.91
		1	2	2	22.0	21.66	21.48	20.80
		1	5	2	22.0	21.46	21.42	20.77
		3	0	2	22.0	21.37	21.21	20.85
		3	1	2	22.0	21.48	21.36	20.86
		3	3	2	22.0	21.46	21.19	20.76
		6	0	3	21.0	20.41	20.17	19.71

12.3.20 LTE Band 66 DSI 1

Band						Meas. Pwr Avg (dBm)		
66						UL Ch #		
BW (MHz)	Modu-lation	UL RB Allocation	UL RB Start	Target MPR	Tune-up Limit (dBm)	132072	132322	132572
						Freq(MHz)		
						1720	1745	1770
20	QPSK	1	0	-	16.9	16.41	16.33	16.14
		1	49	-	16.9	16.60	16.47	16.34
		1	99	-	16.9	16.26	16.45	16.16
		50	0	-	16.9	16.25	16.04	15.91
		50	24	-	16.9	16.29	16.17	15.96
		50	50	-	16.9	16.15	16.00	15.84
		100	0	-	16.9	16.11	15.92	15.86
	16QAM	1	0	-	16.9	16.56	16.17	16.05
		1	49	-	16.9	16.48	16.28	16.32
		1	99	-	16.9	16.48	15.64	15.70
		50	0	-	16.9	16.18	15.97	15.82
		50	24	-	16.9	16.21	15.99	15.84
		50	50	-	16.9	16.16	15.92	15.75
		100	0	-	16.9	16.14	15.97	15.78
	64QAM	1	0	-	16.9	16.49	16.46	16.10
		1	49	-	16.9	16.27	16.25	15.58
		1	99	-	16.9	16.09	15.89	15.99
		50	0	-	16.9	16.18	16.00	15.82
		50	24	-	16.9	16.22	15.99	15.76
		50	50	-	16.9	16.13	15.88	15.74
		100	0	-	16.9	16.13	15.96	15.77

Band						Meas. Pwr Avg (dBm)		
66						UL Ch #		
BW (MHz)	Modu-lation	UL RB Allocation	UL RB Start	Target MPR	Tune-up Limit (dBm)	132047	132322	132597
						Freq(MHz)		
						1717.5	1745	1772.5
15	QPSK	1	0	-	16.9	16.50	16.18	16.07
		1	37	-	16.9	16.53	16.09	16.02
		1	74	-	16.9	16.45	16.16	15.83
		36	0	-	16.9	16.28	16.04	15.73
		36	19	-	16.9	16.16	15.97	15.84
		36	39	-	16.9	16.18	15.94	15.74
		75	0	-	16.9	16.16	15.92	15.71
	16QAM	1	0	-	16.9	16.37	16.54	16.06
		1	37	-	16.9	16.23	16.16	15.95
		1	74	-	16.9	16.61	15.96	16.05
		36	0	-	16.9	16.18	15.94	15.74
		36	19	-	16.9	16.15	16.05	15.68
		36	39	-	16.9	16.14	15.89	15.75
		75	0	-	16.9	16.13	15.97	15.74
	64QAM	1	0	-	16.9	16.29	16.01	16.05
		1	37	-	16.9	16.40	16.10	15.83
		1	74	-	16.9	16.39	16.02	15.96
		36	0	-	16.9	16.15	16.01	15.79
		36	19	-	16.9	16.22	15.91	15.71
		36	39	-	16.9	16.16	16.06	15.69
		75	0	-	16.9	16.21	15.99	15.74

Band						Meas. Pwr Avg (dBm)		
66						UL Ch #		
BW (MHz)	Modu-lation	UL RB Allocation	UL RB Start	Target MPR	Tune-up Limit (dBm)	132022	132322	132622
						Freq(MHz)		
						1715	1745	1775
10	QPSK	1	0	-	16.9	16.29	16.22	15.96
		1	24	-	16.9	16.19	15.97	16.03
		1	49	-	16.9	16.12	16.13	15.83
		25	0	-	16.9	16.12	15.93	15.77
		25	12	-	16.9	16.13	15.96	15.76
		25	25	-	16.9	16.08	15.92	15.73
		50	0	-	16.9	16.08	15.94	15.75
	16QAM	1	0	-	16.9	16.10	16.05	15.89
		1	24	-	16.9	16.18	16.12	16.02
		1	49	-	16.9	16.17	16.00	15.98
		25	0	-	16.9	16.10	16.05	15.76
		25	12	-	16.9	16.09	16.01	15.76
		25	25	-	16.9	16.02	15.94	15.78
		50	0	-	16.9	16.06	15.95	15.71
	64QAM	1	0	-	16.9	16.16	16.10	15.83
		1	24	-	16.9	16.27	16.16	15.92
		1	49	-	16.9	16.10	16.09	15.69
		25	0	-	16.9	16.03	16.05	15.77
		25	12	-	16.9	16.02	16.01	15.86
		25	25	-	16.9	16.04	16.00	15.75
		50	0	-	16.9	15.97	15.98	15.79

Band						Meas. Pwr Avg (dBm)		
66						UL Ch #		
BW (MHz)	Modu-lation	UL RB Allocation	UL RB Start	Target MPR	Tune-up Limit (dBm)	131997	132322	132647
						Freq(MHz)		
						1712.5	1745	1777.5
5	QPSK	1	0	-	16.9	16.13	16.10	15.90
		1	12	-	16.9	16.28	16.22	16.00
		1	24	-	16.9	16.08	16.15	15.88
		12	0	-	16.9	16.06	15.96	15.72
		12	6	-	16.9	16.16	15.98	15.73
		12	13	-	16.9	16.12	15.95	15.66
		25	0	-	16.9	16.15	15.91	15.68
	16QAM	1	0	-	16.9	16.07	16.03	15.93
		1	12	-	16.9	16.25	16.11	15.98
		1	24	-	16.9	16.11	16.02	15.82
		12	0	-	16.9	16.02	15.98	15.81
		12	6	-	16.9	16.08	16.06	15.74
		12	13	-	16.9	16.02	16.02	15.74
		25	0	-	16.9	16.04	15.97	15.72
	64QAM	1	0	-	16.9	16.07	15.93	15.97
		1	12	-	16.9	15.92	16.10	15.76
		1	24	-	16.9	16.14	15.84	15.95
		12	0	-	16.9	16.01	16.00	15.65
		12	6	-	16.9	16.11	16.09	15.78
		12	13	-	16.9	15.98	16.00	15.64
		25	0	-	16.9	15.95	15.98	15.71

Band						Meas. Pwr Avg (dBm)		
66						UL Ch #		
BW (MHz)	Modu-lation	UL RB Allocation	UL RB Start	Target MPR	Tune-up Limit (dBm)	131987	132322	132657
						Freq(MHz)		
						1711.5	1745	1778.5
3	QPSK	1	0	-	16.9	16.26	16.16	15.82
		1	7	-	16.9	16.35	16.14	15.94
		1	14	-	16.9	16.17	16.05	15.85
		8	0	-	16.9	16.17	15.92	15.81
		8	4	-	16.9	16.24	16.00	15.74
		8	7	-	16.9	16.16	15.97	15.71
		15	0	-	16.9	16.21	15.91	15.66
	16QAM	1	0	-	16.9	16.13	16.06	15.84
		1	7	-	16.9	16.26	16.14	15.81
		1	14	-	16.9	16.19	16.03	15.77
		8	0	-	16.9	16.05	16.09	15.79
		8	4	-	16.9	16.10	16.13	15.78
		8	7	-	16.9	16.02	16.05	15.79
		15	0	-	16.9	16.02	15.96	15.75
	64QAM	1	0	-	16.9	16.17	16.13	15.85
		1	7	-	16.9	16.15	16.16	15.91
		1	14	-	16.9	16.10	16.02	15.74
		8	0	-	16.9	16.04	16.14	15.79
		8	4	-	16.9	16.10	16.10	15.76
		8	7	-	16.9	16.05	16.02	15.71
		15	0	-	16.9	16.08	15.99	15.75

Band						Meas. Pwr Avg (dBm)		
66						UL Ch #		
BW (MHz)	Modu-lation	UL RB Allocation	UL RB Start	Target MPR	Tune-up Limit (dBm)	131979	132322	132665
						Freq(MHz)		
						1710.7	1745	1779.3
1.4	QPSK	1	0	-	16.9	16.22	15.99	15.79
		1	2	-	16.9	16.29	15.95	15.76
		1	5	-	16.9	16.17	15.86	15.64
		3	0	-	16.9	16.12	15.66	15.38
		3	1	-	16.9	16.18	15.73	15.28
		3	3	-	16.9	16.15	15.50	15.34
		6	0	-	16.9	16.13	15.65	15.21
	16QAM	1	0	-	16.9	16.18	15.91	15.59
		1	2	-	16.9	16.11	15.89	15.66
		1	5	-	16.9	16.03	15.84	15.46
		3	0	-	16.9	16.06	15.74	15.45
		3	1	-	16.9	16.03	15.79	15.51
		3	3	-	16.9	15.99	15.57	15.53
		6	0	-	16.9	16.03	15.77	15.37
	64QAM	1	0	-	16.9	16.14	15.95	15.61
		1	2	-	16.9	16.11	15.96	15.69
		1	5	-	16.9	16.02	15.84	15.72
		3	0	-	16.9	16.04	15.77	15.63
		3	1	-	16.9	16.07	15.92	15.64
		3	3	-	16.9	15.91	15.85	15.65
		6	0	-	16.9	16.03	15.79	15.46

12.3.21 LTE Band 71 DSI 0

Band						Meas. Pwr Avg (dBm)		
71						UL Ch #		
BW (MHz)	Modu-lation	UL RB Allocation	UL RB Start	Target MPR	Tune-up Limit (dBm)	-	133297	-
						Freq(MHz)		
						-	680.5	-
20	QPSK	1	0	0	24.0	-	23.35	-
		1	49	0	24.0	-	23.13	-
		1	99	0	24.0	-	23.30	-
		50	0	1	23.0	-	22.26	-
		50	24	1	23.0	-	22.34	-
		50	50	1	23.0	-	22.36	-
		100	0	1	23.0	-	22.29	-
	16QAM	1	0	1	23.0	-	22.54	-
		1	49	1	23.0	-	22.40	-
		1	99	1	23.0	-	22.47	-
		50	0	2	22.0	-	21.27	-
		50	24	2	22.0	-	21.34	-
		50	50	2	22.0	-	21.34	-
		100	0	2	22.0	-	21.29	-
	64QAM	1	0	2	22.0	-	21.70	-
		1	49	2	22.0	-	21.56	-
		1	99	2	22.0	-	21.89	-
		50	0	3	21.0	-	20.29	-
		50	24	3	21.0	-	20.38	-
		50	50	3	21.0	-	20.31	-
		100	0	3	21.0	-	20.28	-

Band						Meas. Pwr Avg (dBm)		
71						UL Ch #		
BW (MHz)	Modu-lation	UL RB Allocation	UL RB Start	Target MPR	Tune-up Limit (dBm)	-	133297	-
						Freq(MHz)		
						-	680.5	-
15	QPSK	1	0	0	24.0	-	23.16	-
		1	37	0	24.0	-	23.07	-
		1	74	0	24.0	-	23.60	-
		36	0	1	23.0	-	22.33	-
		36	19	1	23.0	-	22.27	-
		36	39	1	23.0	-	22.23	-
		75	0	1	23.0	-	22.29	-
	16QAM	1	0	1	23.0	-	22.63	-
		1	37	1	23.0	-	22.39	-
		1	74	1	23.0	-	22.45	-
		36	0	2	22.0	-	21.32	-
		36	19	2	22.0	-	21.29	-
		36	39	2	22.0	-	21.29	-
		75	0	2	22.0	-	21.25	-
	64QAM	1	0	2	22.0	-	21.30	-
		1	37	2	22.0	-	21.51	-
		1	74	2	22.0	-	21.77	-
		36	0	3	21.0	-	20.34	-
		36	19	3	21.0	-	20.32	-
		36	39	3	21.0	-	20.21	-
		75	0	3	21.0	-	20.28	-

Band						Meas. Pwr Avg (dBm)		
71						UL Ch #		
BW (MHz)	Modu-lation	UL RB Allocation	UL RB Start	Target MPR	Tune-up Limit (dBm)	133172	133297	133422
						Freq(MHz)		
						668	680.5	693
10	QPSK	1	0	0	24.0	23.60	23.34	23.40
		1	24	0	24.0	23.19	23.20	23.38
		1	49	0	24.0	23.03	23.31	23.36
		25	0	1	23.0	22.27	22.34	22.37
		25	12	1	23.0	22.19	22.31	22.46
		25	25	1	23.0	22.26	22.29	22.40
		50	0	1	23.0	22.18	22.30	22.45
	16QAM	1	0	1	23.0	22.37	22.56	22.64
		1	24	1	23.0	22.17	22.35	22.46
		1	49	1	23.0	22.23	22.80	22.76
		25	0	2	22.0	21.23	21.33	21.34
		25	12	2	22.0	21.21	21.34	21.43
		25	25	2	22.0	21.22	21.26	21.38
		50	0	2	22.0	21.14	21.34	21.43
	64QAM	1	0	2	22.0	21.18	21.39	21.54
		1	24	2	22.0	21.10	21.35	21.69
		1	49	2	22.0	21.17	21.56	21.49
		25	0	3	21.0	20.15	20.37	20.33
		25	12	3	21.0	20.16	20.30	20.48
		25	25	3	21.0	20.16	20.30	20.39
		50	0	3	21.0	20.15	20.35	20.41

Band						Meas. Pwr Avg (dBm)		
71						UL Ch #		
BW (MHz)	Modu-lation	UL RB Allocation	UL RB Start	Target MPR	Tune-up Limit (dBm)	133147	133297	133447
						Freq(MHz)		
						665.5	680.5	695.5
5	QPSK	1	0	0	24.0	23.32	23.29	23.31
		1	12	0	24.0	23.13	23.34	23.34
		1	24	0	24.0	23.11	23.33	23.43
		12	0	1	23.0	22.22	22.27	22.39
		12	6	1	23.0	22.24	22.33	22.49
		12	13	1	23.0	22.26	22.25	22.47
		25	0	1	23.0	22.19	22.29	22.37
	16QAM	1	0	1	23.0	22.18	22.56	22.76
		1	12	1	23.0	22.29	22.53	22.59
		1	24	1	23.0	22.20	22.55	22.27
		12	0	2	22.0	21.17	21.32	21.43
		12	6	2	22.0	21.14	21.29	21.56
		12	13	2	22.0	21.15	21.27	21.47
		25	0	2	22.0	21.17	21.29	21.35
	64QAM	1	0	2	22.0	21.13	21.56	21.68
		1	12	2	22.0	21.45	21.66	21.60
		1	24	2	22.0	21.52	21.58	21.68
		12	0	3	21.0	20.09	20.33	20.47
		12	6	3	21.0	20.16	20.34	20.57
		12	13	3	21.0	20.23	20.39	20.47
		25	0	3	21.0	20.20	20.35	20.37

12.3.22 LTE Band 71 DSI 1

71						UL Ch #		
BW (MHz)	Modu-lation	UL RB Allocation	UL RB Start	Target MPR	Tune-up Limit (dBm)	-	133297	-
						Freq(MHz)		
						-	680.5	-
20	QPSK	1	0	-	18.1	-	17.39	-
		1	49	-	18.1	-	17.17	-
		1	99	-	18.1	-	17.22	-
		50	0	-	18.1	-	17.22	-
		50	24	-	18.1	-	17.28	-
		50	50	-	18.1	-	17.30	-
		100	0	-	18.1	-	17.24	-
	16QAM	1	0	-	18.1	-	17.37	-
		1	49	-	18.1	-	17.41	-
		1	99	-	18.1	-	17.50	-
		50	0	-	18.1	-	17.22	-
		50	24	-	18.1	-	17.32	-
		50	50	-	18.1	-	17.28	-
		100	0	-	18.1	-	17.27	-
	64QAM	1	0	-	18.1	-	17.61	-
		1	49	-	18.1	-	17.39	-
		1	99	-	18.1	-	17.36	-
		50	0	-	18.1	-	17.25	-
		50	24	-	18.1	-	17.25	-
		50	50	-	18.1	-	17.32	-
		100	0	-	18.1	-	17.26	-

Band						Meas. Pwr Avg (dBm)		
71						UL Ch #		
BW (MHz)	Modu-lation	UL RB Allocation	UL RB Start	Target MPR	Tune-up Limit (dBm)	-	133297	-
						Freq(MHz)		
						-	680.5	-
15	QPSK	1	0	-	18.1	-	17.68	-
		1	37	-	18.1	-	17.53	-
		1	74	-	18.1	-	17.45	-
		36	0	-	18.1	-	17.45	-
		36	19	-	18.1	-	17.37	-
		36	39	-	18.1	-	17.33	-
		75	0	-	18.1	-	17.40	-
	16QAM	1	0	-	18.1	-	17.64	-
		1	37	-	18.1	-	17.58	-
		1	74	-	18.1	-	17.86	-
		36	0	-	18.1	-	17.45	-
		36	19	-	18.1	-	17.42	-
		36	39	-	18.1	-	17.32	-
		75	0	-	18.1	-	17.40	-
	64QAM	1	0	-	18.1	-	17.51	-
		1	37	-	18.1	-	17.71	-
		1	74	-	18.1	-	17.50	-
		36	0	-	18.1	-	17.41	-
		36	19	-	18.1	-	17.47	-
		36	39	-	18.1	-	17.29	-
		75	0	-	18.1	-	17.33	-

Band						Meas. Pwr Avg (dBm)		
71						UL Ch #		
BW (MHz)	Modu-lation	UL RB Allocation	UL RB Start	Target MPR	Tune-up Limit (dBm)	133172	133297	133422
						Freq(MHz)		
						668	680.5	693
10	QPSK	1	0	-	18.1	17.30	17.65	17.65
		1	24	-	18.1	17.12	17.45	17.37
		1	49	-	18.1	17.40	17.51	17.46
		25	0	-	18.1	17.30	17.45	17.50
		25	12	-	18.1	17.26	17.44	17.60
		25	25	-	18.1	17.35	17.39	17.53
		50	0	-	18.1	17.28	17.40	17.53
	16QAM	1	0	-	18.1	17.53	17.76	17.70
		1	24	-	18.1	17.32	17.47	17.60
		1	49	-	18.1	17.66	17.74	17.78
		25	0	-	18.1	17.28	17.42	17.53
		25	12	-	18.1	17.30	17.45	17.53
		25	25	-	18.1	17.35	17.39	17.49
		50	0	-	18.1	17.27	17.36	17.56
	64QAM	1	0	-	18.1	17.62	17.43	17.84
		1	24	-	18.1	17.59	17.75	17.64
		1	49	-	18.1	17.67	17.59	17.31
		25	0	-	18.1	17.39	17.48	17.47
		25	12	-	18.1	17.30	17.48	17.53
		25	25	-	18.1	17.34	17.32	17.49
		50	0	-	18.1	17.29	17.47	17.52

Band						Meas. Pwr Avg (dBm)		
71						UL Ch #		
BW (MHz)	Modu-lation	UL RB Allocation	UL RB Start	Target MPR	Tune-up Limit (dBm)	133147	133297	133447
						Freq(MHz)		
						665.5	680.5	695.5
5	QPSK	1	0	-	18.1	17.52	17.49	17.71
		1	12	-	18.1	17.43	17.44	17.48
		1	24	-	18.1	17.40	17.40	17.49
		12	0	-	18.1	17.47	17.52	17.57
		12	6	-	18.1	17.42	17.42	17.65
		12	13	-	18.1	17.30	17.38	17.59
		25	0	-	18.1	17.28	17.43	17.54
	16QAM	1	0	-	18.1	17.38	17.66	17.60
		1	12	-	18.1	17.65	17.49	17.61
		1	24	-	18.1	17.42	17.60	17.68
		12	0	-	18.1	17.32	17.40	17.55
		12	6	-	18.1	17.27	17.45	17.69
		12	13	-	18.1	17.25	17.52	17.52
		25	0	-	18.1	17.33	17.39	17.52
	64QAM	1	0	-	18.1	17.34	17.54	17.69
		1	12	-	18.1	17.44	17.56	17.61
		1	24	-	18.1	17.32	17.61	17.55
		12	0	-	18.1	17.25	17.44	17.52
		12	6	-	18.1	17.20	17.45	17.33
		12	13	-	18.1	17.36	17.39	17.65
		25	0	-	18.1	17.38	17.45	17.50

12.4 LTE CA

12.4.1 SAR test exclusion for DL CA (for FCC)

The configurations that require power measurements as described in Section 12.1.4 "LTE DLCA Test Reduction Methodology" are highlighted in yellow in the table below. Only yellow highlighted cells need power measurement.

Index	2CC		Completely Covered by Measurement Superset
2CC#1	CA_2A-71A		3CC#1, 3CC#2, 3CC#3
2CC#2	CA_2A-66A		3CC#1, 3CC#4, 3CC#5, 3CC#6, 3CC#7
2CC#3	CA_2A-48A		3CC#11, 3CC#12
2CC#4	CA_2A-29A		3CC#14
2CC#5	CA_2A-14A		3CC#4, 3CC#16
2CC#6	CA_2A-13A		3CC#5, 3CC#11, 3CC#17, 3CC#18
2CC#7	CA_2A-12A		3CC#5, 3CC#19, 3CC#20, 3CC#21, 3CC#22
2CC#8	CA_2A-7A		3CC#20, 3CC#25
2CC#10	CA_2A-4A		3CC#2, 3CC#21, 3CC#28, 3CC#17
2CC#11	CA_2A-2A		3CC#3, 3CC#14, 3CC#16, 3CC#18, 3CC#22, 3CC#29
2CC#12	CA_2C		3CC#10, 3CC#15, 3CC#24, 3CC#31
2CC#13	CA_4A-71A		3CC#2, 3CC#32
2CC#14	CA_4A-48A		No
2CC#15	CA_4A-29A	B29 SCC only	No
2CC#16	CA_4A-13A		3CC#17, 3CC#34
2CC#17	CA_4A-12A		3CC#21, 3CC#35, 3CC#36, 3CC#37
2CC#18	CA_4A-7A		3CC#36, 3CC#39, 3CC#40
2CC#19	CA_4A-5A		3CC#28, 3CC#43
2CC#20	CA_4A-4A		3CC#32, 3CC#34, 3CC#37, 3CC#40, 3CC#43
2CC#21	CA_5A-66A		3CC#45, 3CC#46, 3CC#47, 3CC#7
2CC#22	CA_5A-48A		3CC#12, 3CC#46
2CC#23	CA_5A-25A		No
2CC#24	CA_5A-7A		3CC#52
2CC#25	CA_5A-5A		3CC#47
2CC#26	CA_5B		3CC#30, 3CC#44, 3CC#50
2CC#27	CA_7A-42A		No
2CC#28	CA_7A-12A		3CC#20, 3CC#36
2CC#29	CA_7A-7A		3CC#25, 3CC#39, 3CC#52
2CC#30	CA_7C		3CC#41, 3CC#53, 3CC#26
2CC#31	CA_7B		3CC#27, 3CC#42, 3CC#54
2CC#32	CA_12A-66A		3CC#55, 3CC#6
2CC#33	CA_12A-25A		No
2CC#34	CA_12A-12A		3CC#19, 3CC#35
2CC#35	CA_12B		3CC#23, 3CC#38
2CC#36	CA_13A-66A		3CC#58, 3CC#59, 3CC#5
2CC#37	CA_13A-48A		3CC#11, 3CC#59
2CC#38	CA_14A-66A		3CC#4, 3CC#63
2CC#39	CA_25A-26A		3CC#64
2CC#40	CA_25A-25A		3CC#64
2CC#41	CA_29A-66A	B29 SCC only	No
2CC#42	CA_42C		No
2CC#43	CA_48A-66A		3CC#46, 3CC#59, 3CC#66
2CC#44	CA_48C		3CC#13, 3CC#33, 3CC#51, 3CC#62, 3CC#69
2CC#45	CA_66A-71A		3CC#1, 3CC#71
2CC#46	CA_66A-66A		3CC#45, 3CC#55, 3CC#58, 3CC#63, 3CC#66, 3CC#71
2CC#47	CA_66C		3CC#8, 3CC#48, 3CC#56, 3CC#60, 3CC#67, 3CC#72, 3CC#74
2CC#48	CA_66B		3CC#9, 3CC#49, 3CC#57, 3CC#61, 3CC#68, 3CC#73, 3CC#75

Index	3CC	Restriction	Completely Covered by Measurement Superset
3CC#1	CA_2A-66A-71A		
3CC#2	CA_2A-4A-71A		
3CC#3	CA_2A-2A-71A		
3CC#4	CA_2A-14A-66A		
3CC#5	CA_2A-13A-66A		
3CC#6	CA_2A-12A-66A		
3CC#7	CA_2A-5A-66A		
3CC#8	CA_2A-66C		
3CC#9	CA_2A-66B		
3CC#10	CA_2C-66A		
3CC#11	CA_2A-13A-48A		
3CC#12	CA_2A-5A-48A		
3CC#13	CA_2A-48C		
3CC#14	CA_2A-2A-29A	B29 SCC only	
3CC#15	CA_2C-29A	B29 SCC only	
3CC#16	CA_2A-2A-14A		
3CC#17	CA_2A-4A-13A		
3CC#18	CA_2A-2A-13A		
3CC#19	CA_2A-12A-12A		
3CC#20	CA_2A-7A-12A		
3CC#21	CA_2A-4A-12A		
3CC#22	CA_2A-2A-12A		
3CC#23	CA_2A-12B		
3CC#24	CA_2C-12A		
3CC#25	CA_2A-7A-7A		
3CC#26	CA_2A-7C		
3CC#27	CA_2A-7B		
3CC#28	CA_2A-4A-5A		
3CC#29	CA_2A-2A-5A		
3CC#30	CA_2A-5B		
3CC#31	CA_2C-5A		
3CC#32	CA_4A-4A-71A		
3CC#33	CA_4A-48C		
3CC#34	CA_4A-4A-13A		
3CC#35	CA_4A-12A-12A		

Index	3CC	Restriction	Completely Covered by Measurement Superset
3CC#36	CA_4A-7A-12A		
3CC#37	CA_4A-4A-12A		
3CC#38	CA_4A-12B		
3CC#39	CA_4A-7A-7A		
3CC#40	CA_4A-4A-7A		
3CC#41	CA_4A-7C		
3CC#42	CA_4A-7B		
3CC#43	CA_4A-4A-5A		
3CC#44	CA_4A-5B		
3CC#45	CA_5A-66A-66A		
3CC#46	CA_5A-48A-66A		
3CC#47	CA_5A-5A-66A		
3CC#48	CA_5A-66C		
3CC#49	CA_5A-66B		
3CC#50	CA_5B-66A		
3CC#51	CA_5A-48C		
3CC#52	CA_5A-7A-7A		
3CC#53	CA_5A-7C		
3CC#54	CA_5A-7B		
3CC#55	CA_12A-66A-66A		
3CC#56	CA_12A-66C		
3CC#57	CA_12A-66B		
3CC#58	CA_13A-66A-66A		
3CC#59	CA_13A-48A-66A		
3CC#60	CA_13A-66C		
3CC#61	CA_13A-66B		
3CC#62	CA_13A-48C		
3CC#63	CA_14A-66A-66A		
3CC#64	CA_25A-25A-26A		
3CC#65	CA_42D		
3CC#66	CA_48A-66A-66A		
3CC#67	CA_48A-66C		
3CC#68	CA_48A-66B		
3CC#69	CA_48C-66A		
3CC#70	CA_48D		
3CC#71	CA_66A-66A-71A		
3CC#72	CA_66C-71A		
3CC#73	CA_66B-71A		
3CC#74	CA_66A-66C		
3CC#75	CA_66A-66B		
3CC#76	CA_66D		

12.4.2 DL CA power measurement

Conducted power measurements with LTE Carrier Aggregation (CA) (downlink only) active are made in accordance to KDB Publication 941225 D05Av01r02. The RRC connection is only handled by one cell, the primary component carrier (PCC) for downlink and uplink communications. After making a data connection to the PCC, the UE device adds secondary component carrier(s) (SCC) on the downlink only.

All uplink communications and acknowledgements remain identical to specifications when downlink carrier aggregation is inactive on the PCC. Additional conducted output powers are measured with the downlink carrier aggregation active for the configuration with highest measured maximum conducted power with downlink carrier aggregation inactive measured among the channel bandwidth, modulation, and RB combinations in each frequency band.

This device supports LAA with downlink carrier aggregation only. It uses carrier aggregation in the downlink to combine LTE in the unlicensed spectrum (i.e. LTE Band 46) with LTE in the licensed band (served as PCC).
All uplink communications and acknowledgements on the PCC remain identical to specifications when downlink carrier aggregation is inactive.

Conducted power was evaluated as described in Sections 12.1.4 “General PCC and SCC configuration selection procedure:” and “Downlink CA with Downlink 2x2 MIMO RF Conducted Powers:”

12.4.2.1 LTE Band 2 as PCC

Index	Combination	PCC									SCC 1				SCC 2				Power [dBm]			Delta [dB]	
																			DL CA Enabled		Single Carrier		
		Band	BW [MHz]	UL Ch.	UL Freq. [MHz]	Mod.	UL#RB / Offset		DL Ch	DL Freq. [MHz]	Band	BW [MHz]	DL Ch	DL Freq. [MHz]	Band	BW [MHz]	DL Ch	DL Freq. [MHz]	PCC DL SISO	PCC DL 2x2 MIMO		PCC DL SISO	PCC DL 2x2 MIMO
3CC#1	CA_2A-66A-71A	2	20	18900	1880	QPSK	1	0	900	1960	66	20	66786	2145	71	20	68761	634.5	22.66	22.67	22.67	-0.01	0.00
3CC#2	CA_2A-4A-71A	2	20	18900	1880	QPSK	1	0	900	1960	4	20	2175	2132.5	71	20	68761	634.5	22.66	22.64	22.67	-0.01	-0.03
3CC#3	CA_2A-2A-71A	2	20	18900	1880	QPSK	1	0	900	1960	2	20	700	1940	71	20	68761	634.5	22.63	22.64	22.67	-0.04	-0.03
3CC#4	CA_2A-14A-66A	2	20	18900	1880	QPSK	1	0	900	1960	14	10	5330	763	66	20	66786	2145	22.65	22.70	22.67	-0.02	0.03
3CC#5	CA_2A-13A-66A	2	20	18900	1880	QPSK	1	0	900	1960	13	10	5230	751	66	20	66786	2145	22.65	22.64	22.67	-0.02	-0.03
3CC#6	CA_2A-12A-66A	2	20	18900	1880	QPSK	1	0	900	1960	12	10	5095	737.5	66	20	66786	2145	22.65	22.65	22.67	-0.02	-0.02
3CC#7	CA_2A-5A-66A	2	20	18900	1880	QPSK	1	0	900	1960	5	10	2525	881.5	66	20	66786	2145	22.67	22.64	22.67	0.00	-0.03
3CC#8	CA_2A-66C	2	20	18900	1880	QPSK	1	0	900	1960	66	20	66786	2145	66	20	66588	2125.2	22.61	22.71	22.67	-0.06	0.04
3CC#9	CA_2A-66B	2	20	18900	1880	QPSK	1	0	900	1960	66	10	66786	2145	66	10	66687	2135.1	22.65	22.65	22.67	-0.02	-0.02
3CC#10	CA_2C-66A	2	20	18900	1880	QPSK	1	0	900	1960	2	20	702	1940.2	66	20	66786	2145	22.63	22.64	22.67	-0.04	-0.03
3CC#11	CA_2A-13A-48A	2	20	18900	1880	QPSK	1	0	900	1960	13	10	5230	751	48	20	55990	3625	22.65	22.65	22.67	-0.02	-0.02
3CC#12	CA_2A-5A-48A	2	20	18900	1880	QPSK	1	0	900	1960	5	10	2525	881.5	48	20	55990	3625	22.62	22.64	22.67	-0.05	-0.03
3CC#13	CA_2A-48C	2	20	18900	1880	QPSK	1	0	900	1960	48	20	55990	3625	48	20	56188	3644.8	22.64	22.64	22.67	-0.03	-0.03
3CC#14	CA_2A-2A-29A	2	20	18900	1880	QPSK	1	0	900	1960	2	20	700	1940	29	10	9715	722.5	22.64	22.62	22.67	-0.03	-0.05
3CC#15	CA_2C-29A	2	20	18900	1880	QPSK	1	0	900	1960	2	20	702	1940.2	29	10	9715	722.5	22.65	22.65	22.67	-0.02	-0.02
3CC#16	CA_2A-2A-14A	2	20	18900	1880	QPSK	1	0	900	1960	2	20	700	1940	14	10	5330	763	22.65	22.65	22.67	-0.02	-0.02
3CC#17	CA_2A-4A-13A	2	20	18900	1880	QPSK	1	0	900	1960	4	20	2175	2132.5	13	10	5230	751	22.65	22.65	22.67	-0.02	-0.02
3CC#18	CA_2A-2A-13A	2	20	18900	1880	QPSK	1	0	900	1960	2	20	700	1940	13	10	5230	751	22.65	22.64	22.67	-0.02	-0.03
3CC#19	CA_2A-12A-12A	2	20	18900	1880	QPSK	1	0	900	1960	12	5	5035	731.5	12	5	5155	743.5	22.64	22.68	22.67	-0.03	0.01
3CC#20	CA_2A-7A-12A	2	20	18900	1880	QPSK	1	0	900	1960	7	20	3100	2655	12	10	5095	737.5	22.67	22.65	22.67	0.00	-0.02
3CC#21	CA_2A-4A-12A	2	20	18900	1880	QPSK	1	0	900	1960	4	20	2175	2132.5	12	10	5095	737.5	22.66	22.67	22.67	-0.01	0.00
3CC#22	CA_2A-2A-12A	2	20	18900	1880	QPSK	1	0	900	1960	2	20	700	1940	12	10	5095	737.5	22.64	22.67	22.67	-0.03	0.00
3CC#23	CA_2A-12B	2	20	18900	1880	QPSK	1	0	900	1960	12	5	5095	737.5	12	5	5047	732.7	22.65	22.67	22.67	-0.02	0.00
3CC#24	CA_2C-12A	2	20	18900	1880	QPSK	1	0	900	1960	2	20	702	1940.2	12	10	5095	737.5	22.66	22.66	22.67	-0.01	-0.01
3CC#25	CA_2A-7A-7A	2	20	18900	1880	QPSK	1	0	900	1960	7	20	2850	2630	7	20	3350	2680	22.64	22.65	22.67	-0.03	-0.02
3CC#26	CA_2A-7C	2	20	18900	1880	QPSK	1	0	900	1960	7	20	3100	2655	7	20	2902	2635.2	22.65	22.65	22.67	-0.02	-0.02
3CC#27	CA_2A-7B	2	20	18900	1880	QPSK	1	0	900	1960	7	15	3100	2655	7	5	3007	2645.7	22.65	22.66	22.67	-0.02	-0.01
3CC#28	CA_2A-4A-5A	2	20	18900	1880	QPSK	1	0	900	1960	4	20	2175	2132.5	5	10	2525	881.5	22.63	22.65	22.67	-0.04	-0.02
3CC#29	CA_2A-2A-5A	2	20	18900	1880	QPSK	1	0	900	1960	2	20	700	1940	5	10	2525	881.5	22.66	22.65	22.67	-0.01	-0.02
3CC#30	CA_2A-5B	2	20	18900	1880	QPSK	1	0	900	1960	5	5	2525	881.5	5	10	2453	874.3	22.65	22.66	22.67	-0.02	-0.01
3CC#31	CA_2C-5A	2	20	18900	1880	QPSK	1	0	900	1960	2	20	702	1940.2	5	10	2525	881.5	22.64	22.65	22.67	-0.03	-0.02

12.4.2.2 LTE Band 4 as PCC

Index	Combination	PCC									SCC 1				SCC 2				Power [dBm]			Delta [dB]	
																			DL CA Enabled		Single Carrier		
		Band	BW [MHz]	UL Ch.	UL Freq. [MHz]	Mod.	UL#RB / Offset		DL Ch	DL Freq. [MHz]	Band	BW [MHz]	DL Ch	DL Freq. [MHz]	Band	BW [MHz]	DL Ch	DL Freq. [MHz]	PCC DL SISO	PCC DL 2x2 MIMO		PCC DL SISO	PCC DL 2x2 MIMO
2CC#14	CA_4A-48A	4	20	20175	1732.5	QPSK	1	99	2175	2132.5	48	20	55990	3625	-	-	-	-	23.54	23.53	23.55	-0.01	-0.02
2CC#15	CA_4A-29A	4	10	20175	1732.5	QPSK	1	0	2175	2132.5	29	10	9715	722.5	-	-	-	-	23.34	23.34	23.34	0.00	0.00
3CC#32	CA_4A-4A-71A	4	20	20175	1732.5	QPSK	1	99	2175	2132.5	4	10	2000	2115	71	20	68761	634.5	23.54	23.52	23.55	-0.01	-0.03
3CC#33	CA_4A-48C	4	20	20175	1732.5	QPSK	1	99	2175	2132.5	48	20	55990	3625	48	20	55792	3605.2	23.51	23.52	23.55	-0.04	-0.03
3CC#34	CA_4A-4A-13A	4	20	20175	1732.5	QPSK	1	99	2175	2132.5	4	10	2000	2115	13	10	5230	751	23.51	23.52	23.55	-0.04	-0.03
3CC#35	CA_4A-12A-12A	4	20	20175	1732.5	QPSK	1	99	2175	2132.5	12	5	5095	737.5	12	5	5035	731.5	23.53	23.54	23.55	-0.02	-0.01
3CC#36	CA_4A-7A-12A	4	10	20175	1732.5	QPSK	1	0	2175	2132.5	7	20	3100	2655	12	10	5095	737.5	23.31	23.32	23.34	-0.03	-0.02
3CC#37	CA_4A-4A-12A	4	20	20175	1732.5	QPSK	1	99	2175	2132.5	4	10	2000	2115	12	10	5095	737.5	23.52	23.53	23.55	-0.03	-0.02
3CC#38	CA_4A-12B	4	20	20175	1732.5	QPSK	1	0	2175	2132.5	12	5	5095	737.5	12	5	5047	732.7	23.56	23.55	23.55	0.01	0.00
3CC#39	CA_4A-7A-7A	4	20	20175	1732.5	QPSK	1	99	2175	2132.5	7	20	3100	2655	7	20	2850	2630	23.48	23.49	23.55	-0.07	-0.06
3CC#40	CA_4A-4A-7A	4	10	20175	1732.5	QPSK	1	0	2175	2132.5	4	10	2000	2115	7	20	3100	2655	23.31	23.31	23.34	-0.03	-0.03
3CC#41	CA_4A-7C	4	20	20175	1732.5	QPSK	1	99	2175	2132.5	7	20	3100	2655	7	20	2902	2635.2	23.50	23.49	23.55	-0.05	-0.06
3CC#42	CA_4A-7B	4	20	20175	1732.5	QPSK	1	99	2175	2132.5	7	15	3100	2655	7	5	3007	2645.7	23.49	23.50	23.55	-0.06	-0.05
3CC#43	CA_4A-4A-5A	4	20	20175	1732.5	QPSK	1	99	2175	2132.5	4	10	2000	2115	5	5	2525	881.5	23.53	23.53	23.55	-0.02	-0.02
3CC#44	CA_4A-5B	4	20	20175	1732.5	QPSK	1	99	2175	2132.5	5	5	2525	881.5	5	10	2453	874.3	23.53	23.54	23.55	-0.02	-0.01

12.4.2.3 LTE Band 5 as PCC

Index	Combination	PCC									SCC 1				SCC 2				Power [dBm]			Delta [dB]	
																			DL CA Enabled		Single Carrier		
		Band	BW [MHz]	UL Ch.	UL Freq. [MHz]	Mod.	UL#RB / Offset		DL Ch	DL Freq. [MHz]	Band	BW [MHz]	DL Ch	DL Freq. [MHz]	Band	BW [MHz]	DL Ch	DL Freq. [MHz]	PCC DL SISO	PCC DL 2x2 MIMO		PCC DL SISO	PCC DL 2x2 MIMO
2CC#23	CA_5A-25A	5	10	20525	836.5	QPSK	1	0	2525	881.5	25	20	8365	1962.5	-	-	-	-	23.67	23.67	23.67	0.00	0.00
3CC#45	CA_5A-66A-66A	5	10	20525	836.5	QPSK	1	0	2525	881.5	66	20	66786	2145	66	20	66536	2120	23.65	23.65	23.67	-0.02	-0.02
3CC#46	CA_5A-48A-66A	5	10	20525	836.5	QPSK	1	0	2525	881.5	48	20	56640	3690	66	20	66786	2145	23.66	23.65	23.67	-0.01	-0.02
3CC#47	CA_5A-5A-66A	5	10	20525	836.5	QPSK	1	0	2525	881.5	5	5	2425	871.5	66	20	66786	2145	23.65	23.65	23.67	-0.02	-0.02
3CC#48	CA_5A-66C	5	10	20525	836.5	QPSK	1	0	2525	881.5	66	20	66786	2145	66	20	66588	2125.2	23.65	23.68	23.67	-0.02	0.01
3CC#49	CA_5A-66B	5	10	20525	836.5	QPSK	1	0	2525	881.5	66	10	66786	2145	66	10	66687	2135.1	23.65	23.67	23.67	-0.02	0.00
3CC#50	CA_5B-66A	5	10	20525	836.5	QPSK	1	0	2525	881.5	5	5	2453	874.3	66	20	66786	2145	23.67	23.66	23.67	0.00	-0.01
3CC#51	CA_5A-48C	5	10	20525	836.5	QPSK	1	0	2525	881.5	48	20	55990	3625	48	20	55792	3605.2	23.67	23.66	23.67	0.00	-0.01
3CC#52	CA_5A-7A-7A	5	10	20525	836.5	QPSK	1	0	2525	881.5	7	20	2850	2630	7	20	3350	2680	23.66	23.66	23.67	-0.01	-0.01
3CC#53	CA_5A-7C	5	10	20525	836.5	QPSK	1	0	2525	881.5	7	20	3100	2655	7	20	2902	2635.2	23.67	23.67	23.67	0.00	0.00
3CC#54	CA_5A-7B	5	10	20525	836.5	QPSK	1	0	2525	881.5	7	10	3100	2655	7	10	3001	2645.1	23.67	23.64	23.67	0.00	-0.03

12.4.2.4 LTE Band 7 as PCC

Index	Combination	PCC									SCC 1				SCC 2				Power [dBm]			Delta [dB]	
																			DL CA Enabled		Single Carrier		
		Band	BW [MHz]	UL Ch.	UL Freq. [MHz]	Mod.	UL#RB / Offset		DL Ch	DL Freq. [MHz]	Band	BW [MHz]	DL Ch	DL Freq. [MHz]	Band	BW [MHz]	DL Ch	DL Freq. [MHz]	PCC DL SISO	PCC DL 2x2 MIMO		PCC DL SISO	PCC DL 2x2 MIMO
2CC#27	CA_7A-42A	7	15	21375	2562.5	QPSK	1	74	3375	2682.5	42	20	42840	3525	-	-	-	-	23.25	23.24	23.25	0.00	-0.01

12.4.2.5 LTE Band 12 as PCC

Index	Combination	PCC									SCC 1				SCC 2				Power [dBm]			Delta [dB]	
																			DL CA Enabled		Single Carrier		
		Band	BW [MHz]	UL Ch.	UL Freq. [MHz]	Mod.	UL#RB / Offset		DL Ch	DL Freq. [MHz]	Band	BW [MHz]	DL Ch	DL Freq. [MHz]	Band	BW [MHz]	DL Ch	DL Freq. [MHz]	PCC DL SISO	PCC DL 2x2 MIMO		PCC DL SISO	PCC DL 2x2 MIMO
2CC#33	CA_12A-25A	12	5	23095	707.5	QPSK	1	0	5095	737.5	25	20	8365	1962.5	-	-	-	-	23.40	23.40	23.40	0.00	0.00
3CC#55	CA_12A-66A-66A	12	5	23095	707.5	QPSK	1	0	5095	737.5	66	20	66536	2120	66	20	67236	2190	23.40	23.40	23.40	0.00	0.00
3CC#56	CA_12A-66C	12	5	23095	707.5	QPSK	1	0	5095	737.5	66	20	66786	2145	66	20	66588	2125.2	23.39	23.40	23.40	-0.01	0.00
3CC#57	CA_12A-66B	12	5	23095	707.5	QPSK	1	0	5095	737.5	66	10	66786	2145	66	10	66687	2135.1	23.40	23.40	23.40	0.00	0.00

12.4.2.6 LTE Band 13 as PCC

Index	Combination	PCC									SCC 1				SCC 2				Power [dBm]			Delta [dB]	
																			DL CA Enabled		Single Carrier		
		Band	BW [MHz]	UL Ch.	UL Freq. [MHz]	Mod.	UL#RB / Offset		DL Ch	DL Freq. [MHz]	Band	BW [MHz]	DL Ch	DL Freq. [MHz]	Band	BW [MHz]	DL Ch	DL Freq. [MHz]	PCC DL SISO	PCC DL 2x2 MIMO		PCC DL SISO	PCC DL 2x2 MIMO
3CC#58	CA_13A-66A-66A	13	10	23230	782	QPSK	1	0	5230	751	66	20	66536	2120	66	20	67236	2190	23.41	23.43	23.43	-0.02	0.00
3CC#59	CA_13A-48A-66A	13	10	23230	782	QPSK	1	0	5230	751	48	20	55990	3625	66	20	66786	2145	23.43	23.40	23.43	0.00	-0.03
3CC#60	CA_13A-66C	13	10	23230	782	QPSK	1	0	5230	751	66	20	66786	2145	66	20	66588	2125.2	23.42	23.42	23.43	-0.01	-0.01
3CC#61	CA_13A-66B	13	10	23230	782	QPSK	1	0	5230	751	66	10	66786	2145	66	10	66687	2135.1	23.43	23.41	23.43	0.00	-0.02
3CC#62	CA_13A-48C	13	10	23230	782	QPSK	1	0	5230	751	48	20	55990	3625	48	20	55792	3605.2	23.40	23.40	23.43	-0.03	-0.03

12.4.2.7 LTE Band 14 as PCC

Index	Combination	PCC									SCC 1				SCC 2				Power [dBm]			Delta [dB]	
																			DL CA Enabled		Single Carrier		
		Band	BW [MHz]	UL Ch.	UL Freq. [MHz]	Mod.	UL#RB / Offset		DL Ch	DL Freq. [MHz]	Band	BW [MHz]	DL Ch	DL Freq. [MHz]	Band	BW [MHz]	DL Ch	DL Freq. [MHz]	PCC DL SISO	PCC DL 2x2 MIMO		PCC DL SISO	PCC DL 2x2 MIMO
3CC#63	CA_14A-66A-66A	14	10	23330	793	QPSK	1	0	5330	763	66	20	66536	2120	66	20	67236	2190	23.38	23.39	23.39	-0.01	0.00

12.4.2.8 LTE Band 25 as PCC

Index	Combination	PCC									SCC 1				SCC 2				Power [dBm]			Delta [dB]	
																			DL CA Enabled		Single Carrier		
		Band	BW [MHz]	UL Ch.	UL Freq. [MHz]	Mod.	UL#RB / Offset		DL Ch	DL Freq. [MHz]	Band	BW [MHz]	DL Ch	DL Freq. [MHz]	Band	BW [MHz]	DL Ch	DL Freq. [MHz]	PCC DL SISO	PCC DL 2x2 MIMO		PCC DL SISO	PCC DL 2x2 MIMO
3CC#64	CA_25A-25A-26A	25	20	26365	1882.5	QPSK	1	0	8365	1962.5	25	20	8140	1940	26	5	8865	876.5	22.97	22.98	22.98	-0.01	0.00

12.4.2.9 LTE Band 42 as PCC

Index	Combination	PCC									SCC 1				SCC 2				Power [dBm]			Delta [dB]	
																			DL CA Enabled		Single Carrier		
		Band	BW [MHz]	UL Ch.	UL Freq. [MHz]	Mod.	UL#RB / Offset		DL Ch	DL Freq. [MHz]	Band	BW [MHz]	DL Ch	DL Freq. [MHz]	Band	BW [MHz]	DL Ch	DL Freq. [MHz]	PCC DL SISO	PCC DL 2x2 MIMO		PCC DL SISO	PCC DL 2x2 MIMO
2CC#42	CA_42C	42	15	42715	3512.5	QPSK	1	0	42715	3512.5	42	20	42544	3495.4	-	-	-	-	18.81	18.81	18.82	-0.01	-0.01
3CC#65	CA_42D	42	15	42715	3512.5	QPSK	1	0	42715	3512.5	42	20	42544	3495.4	42	20	42346	3475.6	18.81	18.82	18.82	-0.01	0.00

12.4.2.10 LTE Band 48 as PCC

Index	Combination	PCC									SCC 1				SCC 2				Power [dBm]			Delta [dB]	
																			DL CA Enabled		Single Carrier		
		Band	BW [MHz]	UL Ch.	UL Freq. [MHz]	Mod.	UL#RB / Offset		DL Ch	DL Freq. [MHz]	Band	BW [MHz]	DL Ch	DL Freq. [MHz]	Band	BW [MHz]	DL Ch	DL Freq. [MHz]	PCC DL SISO	PCC DL 2x2 MIMO		PCC DL SISO	PCC DL 2x2 MIMO
3CC#70	CA_48D	48	15	55740	3600	QPSK	1	74	55740	3600	48	20	55569	3582.9	48	20	55371	3563.1	18.76	18.75	18.8	-0.04	-0.05

12.4.2.11 LTE Band 66 as PCC

Index	Combination	PCC									SCC 1				SCC 2				Power [dBm]			Delta [dB]	
																			DL CA Enabled		Single Carrier		
		Band	BW [MHz]	UL Ch.	UL Freq. [MHz]	Mod.	UL#RB / Offset		DL Ch	DL Freq. [MHz]	Band	BW [MHz]	DL Ch	DL Freq. [MHz]	Band	BW [MHz]	DL Ch	DL Freq. [MHz]	PCC DL SISO	PCC DL 2x2 MIMO		PCC DL SISO	PCC DL 2x2 MIMO
2CC#41	CA_29A-66A	66	15	132047	1717.5	QPSK	1	74	66511	2117.5	29	10	9715	722.5	-	-	-	-	23.39	23.39	23.41	-0.02	-0.02
3CC#71	CA_66A-66A-71A	66	15	132047	1717.5	QPSK	1	74	66511	2117.5	66	20	67236	2190	71	20	68761	634.5	23.39	23.39	23.41	-0.02	-0.02
3CC#72	CA_66C-71A	66	15	132047	1717.5	QPSK	1	74	66511	2117.5	66	20	66682	2134.6	71	20	68761	634.5	23.40	23.39	23.41	-0.01	-0.02
3CC#73	CA_66B-71A	66	15	132047	1717.5	QPSK	1	74	66511	2117.5	66	5	66786	2145	71	20	68761	634.5	23.42	23.42	23.41	0.01	0.01
3CC#74	CA_66A-66C	66	15	132047	1717.5	QPSK	1	74	66511	2117.5	66	20	67236	2190	66	20	67038	2170.2	23.40	23.40	23.41	-0.01	-0.01
3CC#75	CA_66A-66B	66	15	132047	1717.5	QPSK	1	74	66511	2117.5	66	10	66786	2145	66	10	66687	2135.1	23.41	23.40	23.41	0.00	-0.01
3CC#76	CA_66D	66	15	132047	1717.5	QPSK	1	74	66511	2117.5	66	20	66682	2134.6	66	20	66880	2154.4	23.41	23.41	23.41	0.00	0.00
3CC#66	CA_48A-66A-66A	66	15	132047	1717.5	QPSK	1	74	66511	2117.5	66	20	67236	2190	48	20	55773	3625	23.39	23.40	23.41	-0.02	-0.01
3CC#67	CA_48A-66C	66	15	132047	1717.5	QPSK	1	74	66511	2117.5	66	20	66682	2134.6	48	20	55773	3625	23.40	23.40	23.41	-0.01	-0.01
3CC#68	CA_48A-66B	66	15	132047	1717.5	QPSK	1	74	66511	2117.5	66	5	66604	2126.8	48	20	55773	3625	23.42	23.41	23.41	0.01	0.00
3CC#69	CA_48C-66A	66	15	132047	1717.5	QPSK	1	74	66511	2117.5	48	20	55990	3625	48	20	55792	3605.2	23.41	23.41	23.41	0.00	0.00

SECTION 13: Dielectric Property

13.1 Dielectric Property for SAR

The dielectric parameters were checked prior to assessment using the DAK dielectric probe kit.

+/- 5 % tolerances are required for εr and σ and below table is the target value of the simulated tissue liquid.

For SAR measurement systems that have implemented the SAR error compensation algorithms documented in IEEE Std 1528-2013 or IEC/IEEE 62209-1528, to automatically compensate the measured SAR results for deviations between the measured and required tissue dielectric parameters, the tolerance for εr and σ may be relaxed to ± 10%.

The dielectric parameters are linearly interpolated between the closest pair of target frequencies to determine the applicable dielectric parameters corresponding to the device test frequency.

Tissue dielectric parameters are typically re-measured every three to four days or sooner when marginal liquid parameters are used at the beginning of a series of measurements.

Measured value is rounded off on the test plot data, so some differences might be observed.

Table standard parameters on the KDB 865664 D01

Target Frequency	Head		Body	
(MHz)	ε_r	σ (S/m)	ε_r	σ (S/m)
150	52.3	0.76	61.9	0.80
300	45.3	0.87	58.2	0.92
450	43.5	0.87	56.7	0.94
835	41.5	0.90	55.2	0.97
900	41.5	0.97	55.0	1.05
915	41.5	0.98	55.0	1.06
1450	40.5	1.20	54.0	1.30
1610	40.3	1.29	53.8	1.40
1800 – 2000	40.0	1.40	53.3	1.52
2450	39.2	1.80	52.7	1.95
3000	38.5	2.40	52.0	2.73
5800	35.3	5.27	48.2	6.00

(ε_r = relative permittivity, σ = conductivity and ρ = 1000 kg/m^3)

The dielectric parameters are linearly interpolated between the closest pair of target frequencies to determine the applicable dielectric parameters corresponding to the device test frequency.

13.2 Dielectric Property result

Date	Tem	Humidity	Frequency	Permittivity			Conductivity			Note tolerance	Remarks
				Measured	Target	Delta	Measured	Target	Delta		
	[deg. C]	[RH %]	[MHz]	ε'	ε'	[%]	σ [S/m]	σ [S/m]	[%]		
2024/4/12	23.0	50	735	41.43	41.98	-1.30	0.88	0.89	-1.52	5%	
2024/4/12	23.0	50	835	41.06	41.50	-1.07	0.91	0.90	1.02	5%	SPC
2024/4/12	23.0	50	935	40.84	41.44	-1.44	0.94	0.98	-4.05	5%	
2024/4/15	23.0	46	1650	38.30	40.20	-4.90	1.30	1.31	-1.40	5%	
2024/4/15	23.0	46	1750	38.00	40.10	-5.00	1.35	1.37	-1.80	5%	SPC
2024/4/15	23.0	46	1850	37.90	40.00	-5.20	1.40	1.40	-0.30	10%	
2024/4/16	23.0	46	1650	37.37	40.21	-7.07	1.26	1.31	-4.46	10%	
2024/4/16	23.0	46	1750	37.26	40.07	-7.01	1.31	1.37	-4.52	10%	SPC
2024/4/16	23.0	46	1850	37.06	40.00	-7.35	1.36	1.40	-2.97	10%	
2024/4/17	23.0	40	1650	38.00	40.21	-5.51	1.23	1.31	-6.26	10%	
2024/4/17	23.0	40	1750	37.84	40.07	-5.57	1.28	1.37	-6.54	10%	SPC
2024/4/17	23.0	40	1850	37.68	40.00	-5.79	1.33	1.40	-5.05	10%	
2024/4/17	23.0	40	1950	37.57	40.00	-6.06	1.38	1.40	-1.54	10%	SPC
2024/4/17	23.0	40	2050	37.42	39.90	-6.21	1.44	1.45	-0.58	10%	
2024/4/18	23.0	40	650	40.87	42.43	-3.69	0.85	0.88	-3.32	5%	
2024/4/18	23.0	40	750	40.55	41.90	-3.23	0.88	0.89	-0.64	5%	SPC
2024/4/18	23.0	40	850	40.18	41.50	-3.18	0.92	0.92	0.15	5%	
2024/4/18	23.0	40	735	40.59	41.98	-3.31	0.88	0.89	-1.04	5%	
2024/4/18	23.0	40	835	40.22	41.50	-3.09	0.91	0.90	1.40	5%	SPC
2024/4/18	23.0	40	935	39.97	41.44	-3.53	0.95	0.98	-3.63	5%	
2024/4/19	23.0	40	650	40.70	42.43	-4.08	0.85	0.88	-4.23	5%	
2024/4/19	23.0	40	735	40.50	41.98	-3.53	0.87	0.89	-2.18	5%	
2024/4/19	23.0	40	750	40.46	41.90	-3.43	0.87	0.89	-1.77	5%	SPC
2024/4/19	23.0	40	835	40.15	41.50	-3.25	0.90	0.90	0.19	5%	SPC
2024/4/19	23.0	40	850	40.11	41.50	-3.35	0.91	0.92	-1.04	5%	
2024/4/19	23.0	40	935	39.93	41.44	-3.64	0.94	0.98	-4.89	5%	
2024/4/21	23.0	40	650	42.69	42.43	0.60	0.86	0.88	-2.60	5%	
2024/4/21	23.0	40	735	42.43	41.98	1.07	0.89	0.89	-0.34	5%	
2024/4/21	23.0	40	750	42.40	41.90	1.19	0.89	0.89	0.03	5%	SPC
2024/4/21	23.0	40	835	42.09	41.50	1.42	0.92	0.90	2.01	5%	SPC
2024/4/21	23.0	40	850	42.05	41.50	1.33	0.92	0.92	0.72	5%	
2024/4/21	23.0	40	935	41.90	41.44	1.11	0.95	0.98	-3.34	5%	
2024/4/22	22.0	49	650	43.43	42.43	2.35	0.88	0.88	-0.39	5%	
2024/4/22	22.0	49	735	43.20	41.98	2.91	0.91	0.89	2.05	5%	
2024/4/22	22.0	49	750	43.17	41.90	3.03	0.91	0.89	2.46	5%	SPC
2024/4/22	22.0	49	835	42.83	41.50	3.21	0.94	0.90	4.58	5%	SPC
2024/4/22	22.0	49	850	42.79	41.50	3.12	0.95	0.92	3.24	5%	
2024/4/22	22.0	49	935	42.63	41.44	2.87	0.98	0.98	-0.65	5%	
2024/4/23	22.0	45	650	42.84	42.43	0.95	0.87	0.88	-1.90	5%	
2024/4/23	22.0	45	735	42.59	41.98	1.44	0.89	0.89	0.59	5%	
2024/4/23	22.0	45	750	42.54	41.90	1.52	0.90	0.89	0.97	5%	SPC
2024/4/23	22.0	45	835	42.25	41.50	1.80	0.93	0.90	3.04	5%	SPC
2024/4/23	22.0	45	850	42.21	41.50	1.70	0.93	0.92	1.84	5%	
2024/4/23	22.0	45	935	42.02	41.44	1.40	0.96	0.98	-2.16	5%	
2024/4/23	22.5	52	1800	39.70	40.00	-0.70	1.34	1.40	-4.10	5%	
2024/4/23	22.5	52	1900	39.60	40.00	-1.10	1.40	1.40	-0.20	5%	SPC
2024/4/23	22.5	52	2000	39.40	40.00	-1.50	1.45	1.40	3.60	5%	
2024/4/24	22.0	42	2500	39.20	39.13	0.17	1.84	1.85	-0.97	5%	
2024/4/24	22.0	42	2600	39.04	39.00	0.11	1.91	1.96	-2.61	5%	SPC
2024/4/24	22.0	40	650	41.89	42.43	-1.27	0.86	0.88	-2.63	5%	
2024/4/24	22.0	40	735	41.51	41.98	-1.13	0.89	0.89	0.30	5%	
2024/4/24	22.0	40	750	41.45	41.90	-1.09	0.90	0.89	0.77	5%	SPC
2024/4/24	22.0	40	835	41.02	41.50	-1.15	0.93	0.90	3.27	5%	SPC
2024/4/24	22.0	40	850	40.97	41.50	-1.28	0.94	0.92	2.07	5%	
2024/4/24	22.0	40	935	40.66	41.44	-1.87	0.97	0.98	-1.56	5%	
2024/4/25	24.0	53	3400	38.60	38.00	1.60	2.58	2.81	-8.00	10%	
2024/4/25	24.0	53	3500	38.50	37.90	1.50	2.67	2.91	-8.20	10%	SPC
2024/4/25	24.0	53	3600	38.40	37.80	1.50	2.75	3.01	-8.70	10%	
2024/4/25	22.0	53	650	40.70	42.40	-4.00	0.86	0.88	-2.70	5%	
2024/4/25	22.0	53	750	40.40	41.90	-3.70	0.89	0.89	0.20	5%	SPC
2024/4/25	22.0	53	850	40.00	41.50	-3.70	0.93	0.92	1.30	5%	
2024/4/25	22.0	53	735	40.40	42.00	-3.80	0.89	0.89	-0.20	5%	
2024/4/25	22.0	53	835	40.00	41.50	-3.60	0.92	0.90	2.50	5%	SPC
2024/4/25	22.0	53	935	39.70	41.40	-4.20	0.96	0.98	-2.60	5%	
2024/4/26	22.0	50	3400	38.20	38.00	0.40	2.57	2.81	-8.40	10%	
2024/4/26	22.0	50	3500	38.00	37.90	0.30	2.66	2.91	-8.70	10%	SPC
2024/4/26	22.0	50	3600	37.90	37.80	0.30	2.74	3.01	-9.10	10%	
2024/4/29	22.0	63	1650	40.30	40.20	0.20	1.31	1.31	0.00	5%	
2024/4/29	22.0	63	1750	40.10	40.10	0.10	1.37	1.37	-0.10	5%	SPC
2024/4/29	22.0	63	1850	39.90	40.00	-0.30	1.43	1.40	2.00	5%	
2024/4/29	22.0	63	1800	40.00	40.00	0.00	1.40	1.40	0.00	5%	
2024/4/29	22.0	63	1900	39.80	40.00	-0.50	1.46	1.40	3.90	5%	SPC
2024/4/29	22.0	63	1925	39.80	40.00	-0.50	1.47	1.40	4.70	5%	
2024/4/30	22.5	63	2500	39.20	39.10	0.20	1.94	1.85	4.60	5%	
2024/4/30	22.5	63	2600	39.10	39.00	0.20	2.01	1.96	2.30	5%	SPC
2024/4/30	22.5	63	2700	38.90	38.90	0.10	2.08	2.07	0.70	5%	

SECTION 14: System Check confirmation

The measurements were performed in the flat section of the TWIN SAM or ELI phantom, shell thickness: 2.0 ±0.2 mm (bottom plate) filled with Body or Head simulating liquid of the following parameters.
The depth of tissue-equivalent liquid in a phantom must be ≥ 15.0 cm ± 0.5 cm for SAR measurements ≤ 3 GHz and ≥ 10.0 cm ± 0.5 cm for measurements > 3 GHz.
The DASY system with an E-Field Probe was used for the measurements.
The dipole was mounted on the small tripod so that the dipole feed point was positioned below the center marking of the flat phantom section and the dipole was oriented parallel to the body axis (the long side of the phantom).
The standard measuring distance was 10 mm (above 1 GHz to 6 GHz) and 15 mm (below 1 GHz) from dipole center to the simulating liquid surface.
The coarse grid with a grid spacing of 15 mm (below 2 GHz), 12 mm (2 GHz to 4 GHz) and 10 mm (4 GHz to 6 GHz) was aligned with the dipole.
Around this point found in the coarse grid, a volume of 30 mm x 30 mm x 30 mm or more was assessed by measuring 7 x 7 x 7 points at least for below 3 GHz, a volume of 28 mm x 28 mm x 34 mm or more was assessed by measuring 8 x 8 x 8(ratio step method) points at least for 3 GHz to 5 GHz and a volume of 28 mm x 28 mm x 24 mm or more was assessed by measuring 8 x 8 x 8(ratio step method) points at least for 5 GHz to 6 GHz.
Distance between probe sensors and phantom surface was set to 1.4 mm.
The dipole input power (forward power) was 100 mW or 250 mW.
The results are normalized to 1 W input power.

All SAR measurement is performed within 24 hours after the system check are measured.

The target (reference) SAR values can be obtained from the calibration certificate of system validation dipoles (Refer to Appendix). The target SAR values are SAR measured value in the calibration certificate scaled to 1 W.

Room	Conditions				Meas value 250mW (100mW for >=3GHz		Meas value Normalized to 1W		Daily Reference value of regulation			
	Data	Frequency [MHz]	Temp [deg.C]	Humid [% RH]	1g [w/kg]	10g [w/kg]	1g [w/kg]	10g [w/kg]	1g [w/kg]	10g [w/kg]	[%]	[%]
SAR1	4/12	835	23	50	2.47	1.59	9.88	6.36	9.84	6.44	0.41	-1.24
SAR1	4/15	1750	23	46	8.38	4.41	33.52	17.64	36.76	19.36	-8.81	-8.88
SAR1	4/16	1750	23	46	8.55	4.50	34.20	18.00	36.76	19.36	-6.96	-7.02
SAR1	4/17	1750	23	40	8.40	4.41	33.60	17.64	36.76	19.36	-8.60	-8.88
SAR1	4/17	1950	23	40	9.84	5.04	39.36	20.16	42.80	21.76	-8.04	-7.35
SAR1	4/18	750	23	40	2.26	1.47	9.04	5.88	8.68	5.64	4.15	4.26
SAR1	4/18	835	23	40	2.56	1.66	10.24	6.64	9.84	6.44	4.07	3.11
SAR1	4/19	750	23	40	2.16	1.42	8.64	5.68	8.68	5.64	-0.46	0.71
SAR1	4/19	835	23	40	2.59	1.68	10.36	6.72	9.84	6.44	5.28	4.35
SAR1	4/21	750	23	40	2.27	1.47	9.08	5.88	8.68	5.64	4.61	4.26
SAR1	4/21	835	23	40	2.62	1.69	10.48	6.76	9.84	6.44	6.50	4.97
SAR1	4/22	750	22	49	2.33	1.52	9.32	6.08	8.68	5.64	7.37	7.80
SAR1	4/22	835	22	49	2.58	1.65	10.32	6.60	9.84	6.44	4.88	2.48
SAR1	4/23	750	22	45	2.22	1.44	8.88	5.76	8.68	5.64	2.30	2.13
SAR1	4/23	835	22	45	2.55	1.65	10.20	6.60	9.84	6.44	3.66	2.48
SAR3	4/23	1900	22.5	52	9.91	5.17	39.64	20.68	39.56	20.52	0.20	0.78
SAR1	4/24	2600	22	42	14.60	6.60	58.40	26.40	58.00	25.52	0.69	3.45
SAR1	4/24	750	24	48	2.21	1.44	8.84	5.76	8.68	5.64	1.84	2.13
SAR1	4/24	835	22	40	2.54	1.64	10.16	6.56	9.84	6.44	3.25	1.86
SAR2	4/25	3500	22	40	6.60	2.50	66.00	25.00	66.20	25.10	-0.30	-0.40
SAR1	4/25	750	24	53	2.24	1.47	8.96	5.88	8.68	5.64	3.23	4.26
SAR1	4/25	835	22	52	2.44	1.60	9.76	6.40	9.84	6.44	-0.81	-0.62
SAR2	4/26	3500	22	52	6.62	2.50	66.20	25.00	66.20	25.10	0.00	-0.40
SAR1	4/29	1750	22	50	9.36	4.95	37.44	19.80	36.76	19.36	1.85	2.27
SAR1	4/29	1900	22	60	10.30	5.31	41.20	21.24	39.56	20.52	4.15	3.51
SAR1	4/30	2600	22	60	13.60	6.07	54.40	24.28	58.00	25.52	-6.21	-4.86

SECTION 15: Measured and Reported (Scaled) SAR Results

15.1 SAR evaluation procedure

The evaluation was performed with the following procedure:

Step 1: Measurement of the E-field at a fixed location above the ear point or central position of flat phantom was used as a reference value for assessing the power drop.

Step 2: The SAR distribution at the exposed side of head or body position was measured at a distance of each device from the inner surface of the shell. The area covered the entire dimension of the antenna of EUT and the horizontal grid spacing was 15 mm x 15 mm, 12 mm x 12 mm or 10 mm x 10 mm. Based on these data, the area of the maximum absorption was determined by spline interpolation.

Step 3: Around this point found in the Step 2 (area scan), a volume of 30 mm x 30 mm x 30 mm or more was assessed by measuring 7 x 7 x 7 points at least for below 3 GHz and a volume of 28 mm x 28 mm x 22.5 mm or more was assessed by measuring 8 x 8 x 6(ratio step method (*1)) points at least for 5 GHz band.

And for any secondary peaks found in the Step2 which are within 2 dB of maximum peak and not with this Step3 (Zoom scan) is repeated. On the basis of this data set, the spatial peak SAR value was evaluated under the following procedure:

(1). The data at the surface were extrapolated, since the center of the dipoles is 1 mm (EX3DV4) away from the tip of the probe and the distance between the surface and the lowest measuring point is 1.3 mm. The extrapolation was based on a least square algorithm [4]. A polynomial of the fourth order was calculated through the points in z-axes.
This polynomial was then used to evaluate the points between the surface and the probe tip.

(2). The maximum interpolated value was searched with a straightforward algorithm. Around this maximum the SAR values averaged over the spatial volumes (1 g or 10 g) were computed by the 3D-Spline interpolation algorithm. The 3D-Spline is composed of three one-dimensional splines with the “Not a knot"-condition (in x, y and z-directions) [4], [5]. The volume was integrated with the trapezoidal-algorithm. One thousand points (10 x 10 x 10) were interpolated to calculate the average.

(3). All neighboring volumes were evaluated until no neighboring volume with a higher average value was found.

***1. Ratio step method parameters used;**
The first measurement point: 2 mm from the phantom surface, the initial grid separation: 2mm, subsequent graded grid ratio: 1.5
These parameters comply with the requirement of the KDB 865664D01.

Step 4: Re-measurement of the E-field at the same location as in Step 1.
Confirmation after SAR testing
It was checked that the power drift [W] is within +/-5 %.The verification of power drift during the SAR test is that DASY5 system calculates the power drift by measuring the e-filed at the same location at beginning and the end of the scan measurement for each test position.

DASY5/6 system calculation Power drift value[dB] =20log(Ea)/(Eb)
Before SAR testing : Eb[V/m]
After SAR testing : Ea[V/m]

Limit of power drift[W] =+/-5 %
X[dB]=10log[P]=10log(1.05/1)=10log(1.05)-10log(1)=0.212 dB

from E-filed relations with power.
p=E^2/η=E^2/
Therefore, The correlation of power and the E-filed
XdB=10log(P)=10log(E)^2=20log(E)

Therefore,
The calculated power drift of DASY5 System must be the less than +/-0.212 dB.

Step size.

			≤ 3 GHz	> 3 GHz
Maximum distance from closest measurement point (geometric center of probe sensors) to phantom surface			5 mm □ 1 mm	½·δ·ln(2) mm □ 0.5 mm
Maximum probe angle from probe axis to phantomsurface normal at the measurement location			30□ □ 1□	20□ □ 1□
Maximum area scan spatial resolution: Δx_{Area}, Δy_{Area}			≤ 2 GHz: ≤ 15 mm 2 – 3 GHz: ≤ 12 mm	3 – 4 GHz: ≤ 12 mm 4 – 6 GHz: ≤ 10 mm
			When the x or y dimension of the test device, in the measurement plane orientation, is smaller than the above, the measurement resolution must be ≤ the corresponding x or y dimension of the test device withat least one measurement point on the test device.	
Maximum zoom scan spatial resolution: Δx_{Zoom}, Δy_{Zoom}			≤ 2 GHz: ≤ 8 mm 2 – 3 GHz: ≤ 5 mm*	3 – 4 GHz: ≤ 5 mm* 4 – 6 GHz: ≤ 4 mm*
Maximum zoom scan spatial resolution, normal to phantom surface	uniform grid: $\Delta z_{Zoom}(n)$		≤ 5 mm	3– 4 GHz: ≤ 4 mm 4– 5 GHz: ≤ 3 mm 5– 6 GHz: ≤ 2 mm
	gradedgrid	$\Delta z_{Zoom}(1)$: between 1st two points closestto phantom surface	≤ 4 mm	3 – 4 GHz: ≤ 3 mm 4 – 5 GHz: ≤ 2.5 mm 5 – 6 GHz: ≤ 2 mm
		$\Delta z_{Zoom}(n>1)$: between subsequentpoints	≤ 1.5·$\Delta z_{Zoom}(n-1)$ mm	
Minimum zoomscan volume	x, y, z		≥ 30 mm	3 – 4 GHz: ≥ 28 mm 4 – 5 GHz: ≥ 25 mm 5 – 6 GHz: ≥ 22 mm

Note: *δ* is the penetration depth of a plane-wave at normal incidence to the tissue medium; see IEEE Std1528-2013 for details.
* When zoom scan is required and the *reported* SAR from the *area scan based 1-g SAR estimation* procedures ofKDB Publication 447498 is ≤ 1.4 W/kg, ≤ 8 mm, ≤ 7 mm and ≤ 5 mm zoom scan resolution may be applied, respectively, for 2 GHz to 3 GHz, 3 GHz to 4 GHz and 4 GHz to 6 GHz.

15.1.1 KDB 447498 D04 (General RF Exposure Guidance):

Testing of other required channels within the operating mode of a frequency band is not required when the reported 1-g or 10-g SAR for the mid-band or highest output power channel is:

✧ ≤ 0.8 W/kg or 2.0 W/kg, for 1-g or 10-g respectively, when the transmission band is ≤ 100 MHz
✧ ≤ 0.6 W/kg or 1.5 W/kg, for 1-g or 10-g respectively, when the transmission band is between 100 MHz and 200 MHz
✧ ≤ 0.4 W/kg or 1.0 W/kg, for 1-g or 10-g respectively, when the transmission band is ≥ 200 MHz

- When reported SAR value is exceed 1.2W/kg(if any), device holder perturbation verification is required; however, since distance between device holder and antenna of EUT is enough, it was not conducted.
- Reported SAR= Measured SAR [W/kg] · Scaled factor
  * Scaled factor = Maximum tune-up tolerance limit [mW] / Measured power [mW]
- Maximum tune-up tolerance limit is by the specification from a customer.

Note: Measured value is rounded round off to three decimal places

15.1.2 KDB 941225 D01 (SAR test for 3G device):

When the maximum output power and tune-up tolerance specified for production units in a secondary mode is ≦1/4 dB higher than the primary mode or when the highest reported SAR of the primary mode is scaled by the ration of specified maximum output power and tune-up tolerance of secondary to primary mode and the adjusted SAR is ≦ 1.2 W/kg, SAR measurement is not required for the secondary mode.

15.1.3 KDB 941225 D01 (SAR for LTE Devices):

SAR test reduction is applied using the following criteria:

- Beginning with QPSK modulation at the largest channel bandwidth, testing for 1 RB allocation configurations is initially performed for the channel/RB offset combination with the highest output power among 1 RB allocation configurations.
  - When the reported SAR for the initial measurement is < 0.8 W/kg, no further assessment is required for 1 RB allocation configurations.
  - When the reported SAR for the initial measurement is > 0.8 W/kg, the remaining channels are evaluated using the RB offset with the highest output power within the respective channels.
  - For all reported SAR that is > 1.45 W/kg, SAR, SAR is required for the remaining RB offset configurations of the same channel.
- The same procedures apply to QPSK 50 % RB allocation configurations at the largest channel bandwidth.
- Testing for 100 % RB allocation configurations at the largest channel bandwidth is performed for the channel, across low, mid and high, with the highest output power, when the highest reported SAR for either 1 RB or 50 % RB is ≥ 0.8 W/kg, or when the maximum output power among 100 % RB allocation configurations is greater than the maximum output power among either 1 RB or 50 % RB allocation configurations.
  - Testing for the remaining channels in 100 % RB allocation configurations is required only when reported SAR for the initial 100 % RB allocation configuration is > 1.45 W/kg.
- Testing for higher order modulations (16-QAM or 64-QAM) is required only when the highest reported SAR for QPSK is > 1.45 W/Kg or if its output power is more than 0.5 dB higher than that of QPSK.
- Testing for the other channel bandwidths is required only when the highest reported SAR for the highest channel bandwidth is > 1.45 W/Kg or if its output power is more than 0.5 dB higher than that of the highest channel bandwidth.

15.2 SAR result (WWAN Part)

15.2.1 WCDMA Band 2

RF Exposure Conditions	DSI	Dist. (mm)	Test Position	Ch #.	Freq. (MHz)	Pow er (dBm)		1-g SAR (W/kg)		Plot No.
						Tune-up Limit	Meas.	Meas.	Scaled	
Standalone	0	0	Edge1	9262	1852.4	24.0	23.11			
				9400	1880.0	24.0	23.22	0.517	0.619	
				9538	1907.6	24.0	23.29			
		0	Edge3	9262	1852.4	24.0	23.11			
				9400	1880.0	24.0	23.22	0.277	0.331	
				9538	1907.6	24.0	23.29			
		19	Edge4	9262	1852.4	24.0	23.11			
				9400	1880.0	24.0	23.22	0.579	0.693	
				9538	1907.6	24.0	23.29			
		9	Rear	9262	1852.4	24.0	23.11			
				9400	1880.0	24.0	23.22	0.493	0.590	
				9538	1907.6	24.0	23.29			
		0	Rea tilt Edge 1 side	9262	1852.4	24.0	23.11			
				9400	1880.0	24.0	23.22	0.646	0.773	
				9538	1907.6	24.0	23.29			
		9	Rea tilt Edge 4 side	9262	1852.4	24.0	23.11	0.686	**0.842**	W2-1
				9400	1880.0	24.0	23.22	0.682	0.816	
				9538	1907.6	24.0	23.29	0.661	0.778	
Standalone	1	0	Edge4	9262	1852.4	17.7	16.85			
				9400	1880.0	17.7	16.96	0.562	**0.666**	W2-2
				9538	1907.6	17.7	17.03			
		0	Rea tilt Edge 4 side	9262	1852.4	17.7	16.85			
				9400	1880.0	17.7	16.96	0.544	0.645	
				9538	1907.6	17.7	17.03			
		0	Rear	9262	1852.4	17.7	16.85			
				9400	1880.0	17.7	16.96	0.335	0.397	
				9538	1907.6	17.7	17.03			

15.2.2 WCDMA Band 4

RF Exposure Conditions	DSI	Dist. (mm)	Test Position	Ch #.	Freq. (MHz)	Pow er (dBm)		1-g SAR (W/kg)		Plot No.
						Tune-up Limit	Meas.	Meas.	Scaled	
Standalone	0	0	Edge1	1312	1712.4	23.2	23.03			
				1413	1732.6	23.2	23.15	0.211	0.213	
				1513	1752.6	23.2	22.82			
		0	Edge3	1312	1712.4	23.2	23.03			
				1413	1732.6	23.2	23.15	0.271	0.274	
				1513	1752.6	23.2	22.82			
		19	Edge4	1312	1712.4	23.2	23.03	0.812	0.844	
				1413	1732.6	23.2	23.15	0.890	0.900	
				1513	1752.6	23.2	22.82	0.812	0.886	
		9	Rear	1312	1712.4	23.2	23.03			
				1413	1732.6	23.2	23.15	0.578	0.585	
				1513	1752.6	23.2	22.82			
		0	Rea tilt Edge 1 side	1312	1712.4	23.2	23.03			
				1413	1732.6	23.2	23.15	0.770	0.779	
				1513	1752.6	23.2	22.82			
		9	Rea tilt Edge 4 side	1312	1712.4	23.2	23.03	0.988	**1.027**	W4-1
				1413	1732.6	23.2	23.15	0.966	0.977	
				1513	1752.6	23.2	22.82	0.885	0.966	
Standalone	1	0	Edge4	1312	1712.4	16.8	15.89			
				1413	1732.6	16.8	15.92	0.571	**0.699**	W4-2
				1513	1752.6	16.8	15.58			
		0	Rea tilt Edge 4 side	1312	1712.4	16.8	15.89			
				1413	1732.6	16.8	15.92	0.484	0.593	
				1513	1752.6	16.8	15.58			
		0	Rear	1312	1712.4	16.8	15.89			
				1413	1732.6	16.8	15.92	0.321	0.393	
				1513	1752.6	16.8	15.58			

15.2.3 WCDMA Band 5

RF Exposure Conditions	DSI	Dist. (mm)	Test Position	Ch #.	Freq. (MHz)	Pow er (dBm)		1-g SAR (W/kg)		Plot No.
						Tune-up Limit	Meas.	Meas.	Scaled	
Standalone	0	0	Edge1	4132	826.4	24.0	23.66			
				4183	836.6	24.0	23.71	0.193	0.206	
				4233	846.6	24.0	23.65			
		0	Edge3	4132	826.4	24.0	23.66			
				4183	836.6	24.0	23.71	0.036	0.038	
				4233	846.6	24.0	23.65			
		19	Edge4	4132	826.4	24.0	23.66			
				4183	836.6	24.0	23.71	0.448	0.479	
				4233	846.6	24.0	23.65			
		9	Rear	4132	826.4	24.0	23.66			
				4183	836.6	24.0	23.71	0.543	0.580	
				4233	846.6	24.0	23.65			
		0	Rea tilt Edge 1 side	4132	826.4	24.0	23.66			
				4183	836.6	24.0	23.71	0.660	0.706	
				4233	846.6	24.0	23.65			
		9	Rea tilt Edge 4 side	4132	826.4	24.0	23.66			
				4183	836.6	24.0	23.71	0.711	**0.760**	W5-1
				4233	846.6	24.0	23.65			
Standalone	1	0	Edge4	4132	826.4	17.3	16.92	0.720	0.786	
				4183	836.6	17.3	16.99	0.777	**0.834**	W5-2
				4233	846.6	17.3	16.89	0.747	0.821	
		0	Rea tilt Edge 4 side	4132	826.4	17.3	16.92			
				4183	836.6	17.3	16.99	0.429	0.461	
				4233	846.6	17.3	16.89			
		0	Rear	4132	826.4	17.3	16.92			
				4183	836.6	17.3	16.99	0.291	0.313	
				4233	846.6	17.3	16.89			

15.2.4 LTE Band 4

RF Exposure Conditions	Mode	DSI	Dist. (mm)	Test Position	Ch #.	Freq. (MHz)	RB Allocation	RB offest	Power (dBm)		1-g SAR (W/kg)		Plot No.
									Tune-up Limit	Meas.	Meas.	Scaled	
Standalone	QPSK	0	0	Edge1	20175	1732.5	1	99	24.0	23.55	0.173	0.192	
							50	0	23.0	22.23	0.150	0.179	
							100	0	23.0	22.21			
			0	Edge3	20175	1732.5	1	99	24.0	23.55	0.292	0.324	
							50	0	23.0	22.23	0.192	0.229	
							100	0	23.0	22.21			
			19	Edge4	20175	1732.5	1	99	24.0	23.55	0.804	**0.892**	L4-1
							50	0	23.0	22.23	0.634	0.757	
							100	0	23.0	22.21	0.635	0.762	
			9	Rear	20175	1732.5	1	99	24.0	23.55	0.532	0.590	
							50	0	23.0	22.23	0.430	0.513	
							100	0	23.0	22.21			
			0	Rea tilt Edge 1 side	20175	1732.5	1	99	24.0	23.55	0.663	0.735	
							50	0	23.0	22.23	0.557	0.665	
							100	0	23.0	22.21			
			9	Rea tilt Edge 4 side	20175	1732.5	1	99	24.0	23.55	0.799	0.886	
							50	0	23.0	22.23	0.673	0.804	
							100	0	23.0	22.21	0.662	0.794	
Standalone	QPSK	1	0	Edge4	20175	1732.5	1	99	17.5	16.81	0.615	0.721	
							50	0	17.5	16.75	0.627	**0.745**	L4-2
							100	0	17.5	16.70			
			0	Rea tilt Edge 4 side	20175	1732.5	1	99	17.5	16.81	0.513	0.601	
							50	0	17.5	16.75	0.535	0.636	
							100	0	17.5	16.70			
			0	Rear	20175	1732.5	1	99	17.5	16.81	0.337	0.395	
							50	0	17.5	16.75	0.350	0.416	
							100	0	17.5	16.70			

15.2.5 LTE Band 5

RF Exposure Conditions	Mode	DSI	Dist. (mm)	Test Position	Ch #.	Freq. (MHz)	RB Allocation	RB offest	Power (dBm)		1-g SAR (W/kg)		Plot No.
									Tune-up Limit	Meas.	Meas.	Scaled	
Standalone	QPSK	0	0	Edge1	20525	836.5	1	0	24.0	23.67	0.182	0.196	
							25	0	23.0	22.70	0.148	0.159	
							50	0	23.0	22.64			
			0	Edge3	20525	836.5	1	0	24.0	23.67	0.030	0.032	
							25	0	23.0	22.70	0.023	0.025	
							50	0	23.0	22.64			
			19	Edge4	20525	836.5	1	0	24.0	23.67	0.414	0.447	
							25	0	23.0	22.70	0.327	0.350	
							50	0	23.0	22.64			
			9	Rear	20525	836.5	1	0	24.0	23.67	0.420	0.453	
							25	0	23.0	22.70	0.419	0.449	
							50	0	23.0	22.64			
			0	Rea tilt Edge 1 side	20525	836.5	1	0	24.0	23.67	0.666	0.719	
							25	0	23.0	22.70	0.542	0.581	
							50	0	23.0	22.64			
			9	Rea tilt Edge 4 side	20525	836.5	1	0	24.0	23.67	0.676	**0.729**	L5-1
							25	0	23.0	22.70	0.552	0.591	
							50	0	23.0	22.64			
Standalone	QPSK	1	0	Edge4	20525	836.5	1	0	16.8	15.98	0.665	0.803	
							25	0	16.8	15.78	0.675	**0.854**	L5-2
							50	0	16.8	15.74	0.651	0.831	
			0	Rea tilt Edge 4 side	20525	836.5	1	0	16.8	15.98	0.339	0.409	
							25	0	16.8	15.78	0.371	0.469	
							50	0	16.8	15.74			
			0	Rear	20525	836.5	1	0	16.8	15.98	0.258	0.312	
							25	0	16.8	15.78	0.258	0.326	
							50	0	16.8	15.74			

15.2.6 LTE Band 7

RF Exposure Conditions	Mode	DSI	Dist. (mm)	Test Position	Ch #.	Freq. (MHz)	RB Allocation	RB offest	Power (dBm)		1-g SAR (W/kg)		Plot No.
									Tune-up Limit	Meas.	Meas.	Scaled	
Standalone	QPSK	0	0	Edge1	20850	2510.0	1	99	24.0	23.21	0.280	0.336	
							50	50	23.0	22.31	0.246	0.288	
							100	0	23.0	22.31			
					21100	2535.0	1	0	24.0	23.16			
							50	24	23.0	22.23			
							100	0	23.0	22.20			
					21350	2560.0	1	0	24.0	23.10			
							50	50	23.0	22.18			
							100	0	23.0	22.17			
			0	Edge3	20850	2510.0	1	99	24.0	23.21	0.122	0.146	
							50	50	23.0	22.31	0.096	0.113	
							100	0	23.0	22.31			
					21100	2535.0	1	0	24.0	23.16			
							50	24	23.0	22.23			
							100	0	23.0	22.20			
					21350	2560.0	1	0	24.0	23.10			
							50	50	23.0	22.18			
							100	0	23.0	22.17			
			19	Edge4	20850	2510.0	1	99	24.0	23.21	0.470	0.564	
							50	50	23.0	22.31	0.397	0.465	
							100	0	23.0	22.31			
					21100	2535.0	1	0	24.0	23.16			
							50	24	23.0	22.23			
							100	0	23.0	22.20			
					21350	2560.0	1	0	24.0	23.10			
							50	50	23.0	22.18			
							100	0	23.0	22.17			
			9	Rear	20850	2510.0	1	99	24.0	23.21	0.418	0.501	
							50	50	23.0	22.31	0.373	0.437	
							100	0	23.0	22.31			
					21100	2535.0	1	0	24.0	23.16			
							50	24	23.0	22.23			
							100	0	23.0	22.20			
					21350	2560.0	1	0	24.0	23.10			
							50	50	23.0	22.18			
							100	0	23.0	22.17			
			0	Rear tilt Edge 1 side	20850	2510.0	1	99	24.0	23.21	0.605	**0.726**	L7-1
							50	50	23.0	22.31	0.545	0.639	
							100	0	23.0	22.31			
					21100	2535.0	1	0	24.0	23.16			
							50	24	23.0	22.23			
							100	0	23.0	22.20			
					21350	2560.0	1	0	24.0	23.10			
							50	50	23.0	22.18			
							100	0	23.0	22.17			
			9	Rear tilt Edge 4 side	20850	2510.0	1	99	24.0	23.21	0.510	0.612	
							50	50	23.0	22.31	0.419	0.491	
							100	0	23.0	22.31			
					21100	2535.0	1	0	24.0	23.16			
							50	24	23.0	22.23			
							100	0	23.0	22.20			
					21350	2560.0	1	0	24.0	23.10			
							50	50	23.0	22.18			
							100	0	23.0	22.17			

LTE Band 7(Continued)

RF Exposure Conditions	Mode	DSI	Dist. (mm)	Test Position	Ch #.	Freq. (MHz)	RB Allocation	RB offest	Pow er (dBm)		1-g SAR (W/kg)		Plot No.
									Tune-up Limit	Meas.	Meas.	Scaled	
Standalone	QPSK	1	0	Edge4	20850	2510.0	1	0	16.0	15.32	0.464	0.543	
							50	50	16.0	15.28	0.495	**0.584**	L7-2
							100	0	16.0	15.22			
					21100	2535.0	1	0	16.0	15.28			
							50	24	16.0	15.24			
							100	0	16.0	15.15			
					21350	2560.0	1	0	16.0	15.24			
							50	50	16.0	15.17			
							100	0	16.0	15.03			
			0	Rear tilt Edge 4 side	20850	2510.0	1	0	16.0	15.32	0.281	0.329	
							50	50	16.0	15.28	0.307	0.362	
							100	0	16.0	15.22			
					21100	2535.0	1	0	16.0	15.28			
							50	24	16.0	15.24			
							100	0	16.0	15.15			
					21350	2560.0	1	0	16.0	15.24			
							50	50	16.0	15.17			
							100	0	16.0	15.03			
			0	Rear	20850	2510.0	1	0	16.0	15.32	0.210	0.246	
							50	50	16.0	15.28	0.232	0.274	
							100	0	16.0	15.22			
					21100	2535.0	1	0	16.0	15.28			
							50	24	16.0	15.24			
							100	0	16.0	15.15			
					21350	2560.0	1	0	16.0	15.24			
							50	50	16.0	15.17			
							100	0	16.0	15.03			

15.2.7 LTE Band 12

RF Exposure Conditions	Mode	DSI	Dist. (mm)	Test Position	Ch #.	Freq. (MHz)	RB Allocation	RB offest	Pow er (dBm)		1-g SAR (W/kg)		Plot No.
									Tune-up Limit	Meas.	Meas.	Scaled	
Standalone	QPSK	0	0	Edge1	23095	707.5	1	24	24.0	23.37	0.312	0.361	
							25	0	23.0	22.49	0.238	0.268	
							50	0	23.0	22.44			
			0	Edge3	23095	707.5	1	24	24.0	23.37	0.006	0.007	
							25	0	23.0	22.49	0.013	0.015	
							50	0	23.0	22.44			
			19	Edge4	23095	707.5	1	24	24.0	23.37	0.165	0.191	
							25	0	23.0	22.49	0.134	0.151	
							50	0	23.0	22.44			
			9	Rear	23095	707.5	1	24	24.0	23.37	0.273	0.316	
							25	0	23.0	22.49	0.221	0.249	
							50	0	23.0	22.44			
			0	Rea tilt Edge 1 side	23095	707.5	1	24	24.0	23.37	0.374	**0.432**	L12-1
							25	0	23.0	22.49	0.295	0.332	
							50	0	23.0	22.44			
			9	Rea tilt Edge 4 side	23095	707.5	1	24	24.0	23.37	0.332	0.384	
							25	0	23.0	22.49	0.265	0.298	
							50	0	23.0	22.44			
Standalone	QPSK	1	0	Edge4	23095	707.5	1	24	18.4	17.86	0.669	0.758	
							25	0	18.4	17.79	0.697	**0.802**	L12-2
							50	0	18.4	17.70	0.660	0.775	
			0	Rea tilt Edge 4 side	23095	707.5	1	24	18.4	17.86	0.329	0.373	
							25	0	18.4	17.79	0.325	0.374	
							50	0	18.4	17.70			
			0	Rear	23095	707.5	1	24	18.4	17.86	0.184	0.208	
							25	0	18.4	17.79	0.185	0.213	
							50	0	18.4	17.70			

15.2.8 LTE Band 13

RF Exposure Conditions	Mode	DSI	Dist. (mm)	Test Position	Ch #.	Freq. (MHz)	RB Allocation	RB offest	Pow er (dBm)		1-g SAR (W/kg)		Plot No.
									Tune-up Limit	Meas.	Meas.	Scaled	
Standalone	QPSK	0	0	Edge1	23230	782.0	1	0	24.0	23.43	0.250	0.285	
							25	0	23.0	22.41	0.174	0.199	
							50	0	23.0	22.38			
			0	Edge3	23230	782.0	1	0	24.0	23.43	0.026	0.030	
							25	0	23.0	22.41	0.022	0.025	
							50	0	23.0	22.38			
			19	Edge4	23230	782.0	1	0	24.0	23.43	0.317	0.361	
							25	0	23.0	22.41	0.227	0.260	
							50	0	23.0	22.38			
			9	Rear	23230	782.0	1	0	24.0	23.43	0.458	0.522	
							25	0	23.0	22.41	0.382	0.438	
							50	0	23.0	22.38			
			0	Rea tilt Edge 1 side	23230	782.0	1	0	24.0	23.43	0.595	**0.678**	L13-1
							25	0	23.0	22.41	0.473	0.542	
							50	0	23.0	22.38			
			9	Rea tilt Edge 4 side	23230	782.0	1	0	24.0	23.43	0.588	0.670	
							25	0	23.0	22.41	0.465	0.533	
							50	0	23.0	22.38			
Standalone	QPSK	1	0	Edge4	23230	782.0	1	0	18.1	17.74	0.832	0.904	
							25	0	18.1	17.45	0.840	**0.976**	L13-2
							50	0	18.1	17.40	0.775	0.911	
			0	Rea tilt Edge 4 side	23230	782.0	1	0	18.1	17.74	0.400	0.435	
							25	0	18.1	17.45	0.403	0.468	
							50	0	18.1	17.40			
			0	Rear	23230	782.0	1	0	18.1	17.74	0.280	0.304	
							25	0	18.1	17.45	0.284	0.330	
							50	0	18.1	17.40			

15.2.9 LTE Band 14

RF Exposure Conditions	Mode	DSI	Dist. (mm)	Test Position	Ch #.	Freq. (MHz)	RB Allocation	RB offest	Pow er (dBm)		1-g SAR (W/kg)		Plot No.
									Tune-up Limit	Meas.	Meas.	Scaled	
Standalone	QPSK	0	0	Edge1	23330	793.0	1	0	24.0	23.39	0.236	0.272	
							25	0	23.0	22.30	0.190	0.223	
							50	0	23.0	22.25			
			0	Edge3	23330	793.0	1	0	24.0	23.39	0.027	0.031	
							25	0	23.0	22.30	0.026	0.031	
							50	0	23.0	22.25			
			19	Edge4	23330	793.0	1	0	24.0	23.39	0.307	0.353	
							25	0	23.0	22.30	0.240	0.282	
							50	0	23.0	22.25			
			9	Rear	23330	793.0	1	0	24.0	23.39	0.436	0.502	
							25	0	23.0	22.30	0.390	0.458	
							50	0	23.0	22.25			
			0	Rea tilt Edge 1 side	23330	793.0	1	0	24.0	23.39	0.606	**0.697**	L14-1
							25	0	23.0	22.30	0.489	0.575	
							50	0	23.0	22.25			
			9	Rea tilt Edge 4 side	23330	793.0	1	0	24.0	23.39	0.605	0.696	
							25	0	23.0	22.30	0.488	0.573	
							50	0	23.0	22.25			
Standalone	QPSK	1	0	Edge4	23330	793.0	1	0	17.4	16.59	0.715	0.862	
							25	0	17.4	16.52	0.726	0.889	
							50	0	17.4	16.23	0.696	**0.911**	L14-2
			0	Rea tilt Edge 4 side	23330	793.0	1	0	17.4	16.59	0.352	0.424	
							25	0	17.4	16.52	0.358	0.438	
							50	0	17.4	16.23			
			0	Rear	23330	793.0	1	0	17.4	16.59	0.242	0.292	
							25	0	17.4	16.52	0.244	0.299	
							50	0	17.4	16.23			

15.2.10 LTE Band 25

RF Exposure Conditions	Mode	DSI	Dist. (mm)	Test Position	Ch #.	Freq. (MHz)	RB Allocation	RB offest	Power (dBm)		1-g SAR (W/kg)		Plot No.
									Tune-up Limit	Meas.	Meas.	Scaled	
Standalone	QPSK	0	0	Edge1	26140	1860.0	1	0	24.0	22.80			
							50	50	23.0	21.82			
							100	0	23.0	21.80			
					26365	1882.5	1	0	24.0	22.98	0.535	0.677	
							50	0	23.0	21.85	0.436	0.568	
							100	0	23.0	21.78			
					26590	1905.0	1	49	24.0	22.79			
							50	24	23.0	21.84			
							100	0	23.0	21.76			
			0	Edge3	26140	1860.0	1	0	24.0	22.80			
							50	50	23.0	21.82			
							100	0	23.0	21.80			
					26365	1882.5	1	0	24.0	22.98	0.181	0.229	
							50	0	23.0	21.85	0.140	0.182	
							100	0	23.0	21.78			
					26590	1905.0	1	49	24.0	22.79			
							50	24	23.0	21.84			
							100	0	23.0	21.76			
			19	Edge4	26140	1860.0	1	0	24.0	22.80			
							50	50	23.0	21.82			
							100	0	23.0	21.80			
					26365	1882.5	1	0	24.0	22.98	0.550	0.696	
							50	0	23.0	21.85	0.435	0.567	
							100	0	23.0	21.78			
					26590	1905.0	1	49	24.0	22.79			
							50	24	23.0	21.84			
							100	0	23.0	21.76			
			9	Rear	26140	1860.0	1	0	24.0	22.80			
							50	50	23.0	21.82			
							100	0	23.0	21.80			
					26365	1882.5	1	0	24.0	22.98	0.441	0.558	
							50	0	23.0	21.85	0.358	0.467	
							100	0	23.0	21.78			
					26590	1905.0	1	49	24.0	22.79			
							50	24	23.0	21.84			
							100	0	23.0	21.76			
			0	Rear tilt Edge 1 side	26140	1860.0	1	0	24.0	22.80	0.641	0.845	
							50	50	23.0	21.82	0.531	0.697	
							100	0	23.0	21.80	0.526	0.693	
					26365	1882.5	1	0	24.0	22.98	0.651	0.823	
							50	0	23.0	21.85	0.533	0.695	
							100	0	23.0	21.78			
					26590	1905.0	1	49	24.0	22.79	0.652	**0.861**	L25-1
							50	24	23.0	21.84	0.525	0.686	
							100	0	23.0	21.76			
			9	Rear tilt Edge 4 side	26140	1860.0	1	0	24.0	22.80			
							50	50	23.0	21.82			
							100	0	23.0	21.80			
					26365	1882.5	1	0	24.0	22.98	0.632	0.799	
							50	0	23.0	21.85	0.513	0.669	
							100	0	23.0	21.78			
					26590	1905.0	1	49	24.0	22.79			
							50	24	23.0	21.84			
							100	0	23.0	21.76			

LTE Band 25(Continued)

RF Exposure Conditions	Mode	DSI	Dist. (mm)	Test Position	Ch #.	Freq. (MHz)	RB Allocation	RB offest	Pow er (dBm)		1-g SAR (W/kg)		Plot No.
									Tune-up Limit	Meas.	Meas.	Scaled	
Standalone	QPSK	1	0	Edge4	26140	1860.0	1	0	17.4	16.22			
							50	50	17.4	16.30			
							100	0	17.4	16.22			
					26365	1882.5	1	0	17.4	16.32	0.508	0.651	
							50	0	17.4	16.28	0.509	0.659	
							100	0	17.4	16.17			
					26590	1905.0	1	49	17.4	16.14			
							50	24	17.4	16.22			
							100	0	17.4	16.14			
			0	Rear tilt Edge 4 side	26140	1860.0	1	0	17.4	16.22			
							50	50	17.4	16.30			
							100	0	17.4	16.22			
					26365	1882.5	1	0	17.4	16.32	0.525	0.673	
							50	0	17.4	16.28	0.524	**0.678**	L25-2
							100	0	17.4	16.17			
					26590	1905.0	1	49	17.4	16.14			
							50	24	17.4	16.22			
							100	0	17.4	16.14			
			0	Rear	26140	1860.0	1	0	17.4	16.22			
							50	50	17.4	16.30			
							100	0	17.4	16.22			
					26365	1882.5	1	0	17.4	16.32	0.289	0.371	
							50	0	17.4	16.28	0.287	0.371	
							100	0	17.4	16.17			
					26590	1905.0	1	49	17.4	16.14			
							50	24	17.4	16.22			
							100	0	17.4	16.14			

15.2.11 LTE Band 26

RF Exposure Conditions	Mode	DSI	Dist. (mm)	Test Position	Ch #.	Freq. (MHz)	RB Allocation	RB offest	Pow er (dBm)		1-g SAR (W/kg)		Plot No.
									Tune-up Limit	Meas.	Meas.	Scaled	
Standalone	QPSK	0	0	Edge1	26865	831.5	1	0	24.0	23.25	0.203	0.241	
							36	0	23.0	22.29	0.165	0.194	
							75	0	23.0	22.26			
			0	Edge3	26865	831.5	1	0	24.0	23.25	0.022	0.026	
							36	0	23.0	22.29	0.022	0.026	
							75	0	23.0	22.26			
			19	Edge4	26865	831.5	1	0	24.0	23.25	0.412	0.490	
							36	0	23.0	22.29	0.348	0.410	
							75	0	23.0	22.26			
			9	Rear	26865	831.5	1	0	24.0	23.25	0.520	0.618	
							36	0	23.0	22.29	0.429	0.505	
							75	0	23.0	22.26			
			0	Rea tilt Edge 1 side	26865	831.5	1	0	24.0	23.25	0.664	**0.789**	L26-1
							36	0	23.0	22.29	0.560	0.659	
							75	0	23.0	22.26			
			9	Rea tilt Edge 4 side	26865	831.5	1	0	24.0	23.25	0.641	0.762	
							36	0	23.0	22.29	0.550	0.648	
							75	0	23.0	22.26			
Standalone	QPSK	1	0	Edge4	26865	831.5	1	0	17.1	16.42	0.741	0.867	
							36	0	17.1	16.33	0.772	0.922	
							75	0	17.1	16.13	0.739	**0.924**	L26-2
			0	Rea tilt Edge 4 side	26865	831.5	1	0	17.1	16.42	0.379	0.443	
							36	0	17.1	16.33	0.401	0.479	
							75	0	17.1	16.13			
			0	Rear	26865	831.5	1	0	17.1	16.42	0.262	0.306	
							36	0	17.1	16.33	0.278	0.332	
							75	0	17.1	16.13			

15.2.12 LTE Band 42 / 48

RF Exposure Conditions	Mode	DSI	Dist. (mm)	Test Position	Ch #.	Freq. (MHz)	RB Allocation	RB offest	Power (dBm)		1-g SAR (W/kg)		Plot No.
									Tune-up Limit	Meas.	Meas.	Scaled	
Standalone	QPSK	0	0	Edge1	42190	3460.0	1	99	19.00	18.64			
							50	50	18.00	17.66			
							100	0	18.00	17.59			
					42715	3512.5	1	0	19.00	18.82	0.054	0.056	
							50	50	18.00	17.90	0.032	0.033	
							100	0	18.00	17.89			
					55740	3600.0	1	99	19.00	18.77			
							50	50	18.00	17.74			
							100	0	18.00	17.69			
					56115	3637.5	1	0	19.00	18.74			
							50	50	18.00	17.71			
							100	0	18.00	17.66			
					56640	3690.0	1	99	19.00	18.48			
							50	24	18.00	17.42			
							100	0	18.00	17.37			
			0	Edge3	42190	3460.0	1	99	19.00	18.64			
							50	50	18.00	17.66			
							100	0	18.00	17.59			
					42715	3512.5	1	0	19.00	18.82	0.040	0.042	
							50	50	18.00	17.90	0.030	0.031	
							100	0	18.00	17.89			
					55740	3600.0	1	99	19.00	18.77			
							50	50	18.00	17.74			
							100	0	18.00	17.69			
					56115	3637.5	1	0	19.00	18.74			
							50	50	18.00	17.71			
							100	0	18.00	17.66			
					56640	3690.0	1	99	19.00	18.48			
							50	24	18.00	17.42			
							100	0	18.00	17.37			
			19	Edge4	42190	3460.0	1	99	19.00	18.64			
							50	50	18.00	17.66			
							100	0	18.00	17.59			
					42715	3512.5	1	0	19.00	18.82	0.275	**0.287**	L42L48-1
							50	50	18.00	17.90	0.241	0.247	
							100	0	18.00	17.89			
					55740	3600.0	1	99	19.00	18.77			
							50	50	18.00	17.74			
							100	0	18.00	17.69			
					56115	3637.5	1	0	19.00	18.74			
							50	50	18.00	17.71			
							100	0	18.00	17.66			
					56640	3690.0	1	99	19.00	18.48			
							50	24	18.00	17.42			
							100	0	18.00	17.37			
			9	Rear	42190	3460.0	1	99	19.00	18.64			
							50	50	18.00	17.66			
							100	0	18.00	17.59			
					42715	3512.5	1	0	19.00	18.82	0.090	0.094	
							50	50	18.00	17.90	0.071	0.073	
							100	0	18.00	17.89			
					55740	3600.0	1	99	19.00	18.77			
							50	50	18.00	17.74			
							100	0	18.00	17.69			
					56115	3637.5	1	0	19.00	18.74			
							50	50	18.00	17.71			
							100	0	18.00	17.66			
					56640	3690.0	1	99	19.00	18.48			
							50	24	18.00	17.42			
							100	0	18.00	17.37			
			0	Rear tilt Edge 1 side	42190	3460.0	1	99	19.00	18.64			
							50	50	18.00	17.66			
							100	0	18.00	17.59			
					42715	3512.5	1	0	19.00	18.82	0.142	0.148	
							50	50	18.00	17.90	0.117	0.120	
							100	0	18.00	17.89			
					55740	3600.0	1	99	19.00	18.77			
							50	50	18.00	17.74			
							100	0	18.00	17.69			
					56115	3637.5	1	0	19.00	18.74			
							50	50	18.00	17.71			
							100	0	18.00	17.66			
					56640	3690.0	1	99	19.00	18.48			
							50	24	18.00	17.42			
							100	0	18.00	17.37			
			9	Rear tilt Edge 4 side	42190	3460.0	1	99	19.00	18.64			
							50	50	18.00	17.66			
							100	0	18.00	17.59			
					42715	3512.5	1	0	19.00	18.82	0.164	0.171	
							50	50	18.00	17.90	0.135	0.138	
							100	0	18.00	17.89			
					55740	3600.0	1	99	19.00	18.77			
							50	50	18.00	17.74			
							100	0	18.00	17.69			
					56115	3637.5	1	0	19.00	18.74			
							50	50	18.00	17.71			
							100	0	18.00	17.66			
					56640	3690.0	1	99	19.00	18.48			
							50	24	18.00	17.42			
							100	0	18.00	17.37			

LTE Band 42 / 48(Continued)

RF Exposure Conditions	Mode	DSI	Dist. (mm)	Test Position	Ch #.	Freq. (MHz)	RB Allocation	RB offest	Power (dBm)		1-g SAR (W/kg)		Plot No.
									Tune-up Limit	Meas.	Meas.	Scaled	
Standalone	QPSK	1	0	Edge4	42190	3460.0	1	99	11.00	10.51			
							50	50	11.00	10.59			
							100	0	11.00	10.50			
					42715	3512.5	1	0	11.00	10.91	0.367	0.375	
							50	50	11.00	10.92	0.388	**0.395**	L42L48-2
							100	0	11.00	10.90			
					55740	3600.0	1	99	11.00	10.77			
							50	50	11.00	10.77			
							100	0	11.00	10.69			
					56115	3637.5	1	0	11.00	10.70			
							50	50	11.00	10.69			
							100	0	11.00	10.68			
					56640	3690.0	1	99	11.00	10.41			
							50	24	11.00	10.43			
							100	0	11.00	10.40			
			0	Rear tilt Edge 4 side	42190	3460.0	1	99	11.00	10.51			
							50	50	11.00	10.59			
							100	0	11.00	10.50			
					42715	3512.5	1	0	11.00	10.91	0.092	0.094	
							50	50	11.00	10.92	0.095	0.097	
							100	0	11.00	10.90			
					55740	3600.0	1	99	11.00	10.77			
							50	50	11.00	10.77			
							100	0	11.00	10.69			
					56115	3637.5	1	0	11.00	10.70			
							50	50	11.00	10.69			
							100	0	11.00	10.68			
					56640	3690.0	1	99	11.00	10.41			
							50	24	11.00	10.43			
							100	0	11.00	10.40			
			0	Rear	42190	3460.0	1	99	11.00	10.51			
							50	50	11.00	10.59			
							100	0	11.00	10.50			
					42715	3512.5	1	0	11.00	10.91	0.043	0.044	
							50	50	11.00	10.92	0.044	0.045	
							100	0	11.00	10.90			
					55740	3600.0	1	99	11.00	10.77			
							50	50	11.00	10.77			
							100	0	11.00	10.69			
					56115	3637.5	1	0	11.00	10.70			
							50	50	11.00	10.69			
							100	0	11.00	10.68			
					56640	3690.0	1	99	11.00	10.41			
							50	24	11.00	10.43			
							100	0	11.00	10.40			

15.2.13 LTE Band 66

RF Exposure Conditions	Mode	DSI	Dist. (mm)	Test Position	Ch #.	Freq. (MHz)	RB Allocation	RB offest	Power (dBm)		1-g SAR (W/kg)		Plot NO.
									Tune-up Limit	Meas.	Meas.	Scaled	
Standalone	QPSK	0	0	Edge1	132072	1720.0	1	49	24.0	23.27	0.226	0.267	
							50	24	23.0	22.35	0.171	0.199	
							100	0	23.0	22.32			
					132322	1745.0	1	49	24.0	23.18			
							50	24	23.0	22.11			
							100	0	23.0	22.08			
					132572	1770.0	1	49	24.0	23.21			
							50	24	23.0	21.98			
							100	0	23.0	21.91			
			0	Edge3	132072	1720.0	1	49	24.0	23.27	0.243	0.287	
							50	24	23.0	22.35	0.190	0.221	
							100	0	23.0	22.32			
					132322	1745.0	1	49	24.0	23.18			
							50	24	23.0	22.11			
							100	0	23.0	22.08			
					132572	1770.0	1	49	24.0	23.21			
							50	24	23.0	21.98			
							100	0	23.0	21.91			
			19	Edge4	132072	1720.0	1	49	24.0	23.27	0.779	0.922	
							50	24	23.0	22.35	0.629	0.731	
							100	0	23.0	22.32	0.623	0.729	
					132322	1745.0	1	49	24.0	23.18	0.768	0.928	
							50	24	23.0	22.11	0.677	0.831	
							100	0	23.0	22.08			
					132572	1770.0	1	49	24.0	23.21	0.738	0.885	
							50	24	23.0	21.98	0.600	0.759	
							100	0	23.0	21.91			
			9	Rear	132072	1720.0	1	49	24.0	23.27	0.548	0.648	
							50	24	23.0	22.35	0.427	0.496	
							100	0	23.0	22.32			
					132322	1745.0	1	49	24.0	23.18			
							50	24	23.0	22.11			
							100	0	23.0	22.08			
					132572	1770.0	1	49	24.0	23.21			
							50	24	23.0	21.98			
							100	0	23.0	21.91			
			0	Rear tilt Edge 1 side	132072	1720.0	1	49	24.0	23.27	0.689	0.815	
							50	24	23.0	22.35	0.549	0.638	
							100	0	23.0	22.32	0.550	0.643	
					132322	1745.0	1	49	24.0	23.18	0.669	0.808	
							50	24	23.0	22.11	0.547	0.671	
							100	0	23.0	22.08			
					132572	1770.0	1	49	24.0	23.21	0.621	0.745	
							50	24	23.0	21.98	0.501	0.634	
							100	0	23.0	21.91			
			9	Rear tilt Edge 4 side	132072	1720.0	1	49	24.0	23.27	0.798	**0.944**	L66-1
							50	24	23.0	22.35	0.721	0.837	
							100	0	23.0	22.32	0.728	0.852	
					132322	1745.0	1	49	24.0	23.18	0.754	0.911	
							50	24	23.0	22.11	0.691	0.848	
							100	0	23.0	22.08			
					132572	1770.0	1	49	24.0	23.21	0.753	0.903	
							50	24	23.0	21.98	0.613	0.775	
							100	0	23.0	21.91			

LTE Band 66(Continued)

RF Exposure Conditions	Mode	DSI	Dist. (mm)	Test Position	Ch #.	Freq. (MHz)	RB Allocation	RB offest	Pow er (dBm)		1-g SAR (W/kg)		Plot NO.
									Tune-up Limit	Meas.	Meas.	Scaled	
Standalone	QPSK	1	0	Edge4	132072	1720.0	1	49	16.9	16.60	0.554	0.594	
							50	24	16.9	16.29	0.563	**0.648**	L66-2
							100	0	16.9	16.11			
					132322	1745.0	1	49	16.9	16.47			
							50	24	16.9	16.17			
							100	0	16.9	15.92			
					132572	1770.0	1	49	16.9	16.34			
							50	24	16.9	15.96			
							100	0	16.9	15.86			
			0	Rear tilt Edge 4 side	132072	1720.0	1	49	16.9	16.60	0.471	0.505	
							50	24	16.9	16.29	0.471	0.542	
							100	0	16.9	16.11			
					132322	1745.0	1	49	16.9	16.47			
							50	24	16.9	16.17			
							100	0	16.9	15.92			
					132572	1770.0	1	49	16.9	16.34			
							50	24	16.9	15.96			
							100	0	16.9	15.86			
			0	Rear	132072	1720.0	1	49	16.9	16.60	0.301	0.323	
							50	24	16.9	16.29	0.303	0.349	
							100	0	16.9	16.11			
					132322	1745.0	1	49	16.9	16.47			
							50	24	16.9	16.17			
							100	0	16.9	15.92			
					132572	1770.0	1	49	16.9	16.34			
							50	24	16.9	15.96			
							100	0	16.9	15.86			

15.2.14 LTE Band 71

RF Exposure Conditions	Mode	DSI	Dist. (mm)	Test Position	Ch #.	Freq. (MHz)	RB Allocation	RB offest	Pow er (dBm)		1-g SAR (W/kg)		Plot No.
									Tune-up Limit	Meas.	Meas.	Scaled	
Standalone	QPSK	0	0	Edge1	133297	680.5	1	0	24.0	23.35	0.225	0.261	
							50	50	23.0	22.36	0.213	0.247	
							100	0	23.0	22.29			
			0	Edge3	133297	680.5	1	0	24.0	23.35	0.013	0.015	
							50	50	23.0	22.36	0.008	0.009	
							100	0	23.0	22.29			
			19	Edge4	133297	680.5	1	0	24.0	23.35	0.251	0.292	
							50	50	23.0	22.36	0.232	0.269	
							100	0	23.0	22.29			
			9	Rear	133297	680.5	1	0	24.0	23.35	0.330	0.383	
							50	50	23.0	22.36	0.310	0.359	
							100	0	23.0	22.29			
			0	Rea tilt Edge 1 side	133297	680.5	1	0	24.0	23.35	0.433	**0.503**	L71-1
							50	50	23.0	22.36	0.373	0.432	
							100	0	23.0	22.29			
			9	Rea tilt Edge 4 side	133297	680.5	1	0	24.0	23.35	0.399	0.463	
							50	50	23.0	22.36	0.379	0.439	
							100	0	23.0	22.29			
Standalone	QPSK	1	0	Edge4	133297	680.5	1	0	18.1	17.39	0.604	**0.711**	L71-2
							50	50	18.1	17.30	0.539	0.648	
							100	0	18.1	17.24			
			0	Rea tilt Edge 4 side	133297	680.5	1	0	18.1	17.39	0.314	0.370	
							50	50	18.1	17.30	0.353	0.424	
							100	0	18.1	17.24			
			0	Rear	133297	680.5	1	0	18.1	17.39	0.192	0.226	
							50	50	18.1	17.30	0.228	0.274	
							100	0	18.1	17.24			

15.3 Repeated measurement

According to KDB 865664 D01.
1) Repeated measurement is not required when the original highest measured SAR is < 0.80 W/kg; steps 2) through 4) do not apply.
2) When the original highest measured SAR is ≥ 0.80 W/kg, repeat that measurement once.
3) Perform a second repeated measurement only if the ratio of largest to smallest SAR for the original and first repeated measurements is > 1.20 or when the original or repeated measurement is ≥ 1.45 W/kg (~ 10 % from the 1-g SAR limit).
4) Perform a third repeated measurement only if the original, first or second repeated measurement is ≥ 1.5 W/kg and the ratio of largest to smallest SAR for the original, first and second repeated measurements is > 1.20.

RAT	Band	DSI	Test Position	Dist. (mm)	Mod	Ch #.	Freq. (MHz)	UL RB Allocation	UL RB Start	Power (dBm) Tune-up limit	Power (dBm) Meas.	1-g SAR (W/kg) Meas. 1st	1-g SAR (W/kg) Meas. 2nd	Ratio	Plot
WCDMA	4	0	Edge4	19	Rel 99	1413	1732.6	NA	NA	23.20	23.03	0.988	0.970	-1.86%	RP1
LTE	4	0	Edge4	19	QPSK	20175	1732.5	1	99	24.00	23.55	0.804	0.786	-2.29%	RP2
LTE	13	1	Edge4	0	QPSK	23230	782	25	0	18.10	17.45	0.840	0.835	-0.60%	RP3

SECTION 16: Simultaneous transmission SAR test exclusion considerations

16.1 Sum and SPLSR

KDB 447498 D04 General RF Exposure Guidance provides two procedures for determining simultaneous transmission SAR test exclusion: Sum of SAR and SAR to Peak Location Ratio (SPLSR)

Sum of SAR
To qualify for simultaneous transmission SAR test exclusion based on sum of SAR, the sum of the reported standalone SARs for all simultaneously transmitting antennas shall be below the applicable standalone SAR limit. If the sum of the SARs is above the applicable limit, then simultaneous transmission SAR test exclusion may still apply if the requirements of the SAR to Peak Location Ratio (SPLSR) evaluation are met. When a pair of the summation is above 1.58 W/kg for 1g SAR, then SAR to Peak Location Ratio (SPLSR) is performed, as conservative even though applicable limit is 1.6 W/kg. finally sum of SAR value is convert to TER, see next section.
Simultaneous transmission for ENDC mode is treated on part2 test report.

SAR to Peak Location Ratio (SPLSR)
KDB 447498 D01 General RF Exposure Guidance explains how to calculate the SAR to Peak Location Ratio (SPLSR) between pairs of simultaneously transmitting antennas:

$$SPLSR = (SAR_1 + SAR_2)^{1.5} / Ri$$

Where:
SAR_1 is the highest reported or estimated SAR for the first of a pair of simultaneous transmitting antennas, in a specific test operating mode and exposure condition

SAR_2 is the highest reported or estimated SAR for the second of a pair of simultaneous transmitting antennas, in the same test operating mode and exposure condition as the first

Ri is the separation distance between the pair of simultaneous transmitting antennas. When the SAR is measured, for both antennas in the pair, it is determined by the actual x, y and z coordinates in the 1-g SAR for each SAR peak location, based on the extrapolated and interpolated result in the zoom scan measurement, using the formula of

$$[(x_1-x_2)^2 + (y_1-y_2)^2 + (z_1-z_2)^2]$$

In order for a pair of simultaneous transmitting antennas with the sum of 1-g SAR > 1.6 W/kg to qualify for exemption from Simultaneous Transmission SAR measurements, it has to satisfy the condition of:

$$(SAR_1 + SAR_2)^{1.5} / Ri \leq 0.04$$

When an individual antenna transmits at on two bands simultaneously, the sum of the highest *reported* SAR for the frequency bands should be used to determine SAR_1.or SAR_2. When SPLSR is necessary, the smallest distance between the peak SAR locations for the antenna pair with respect to the peaks from each antenna should be used.

The antennas in all antenna pairs that do not qualify for simultaneous transmission SAR test exclusion must be tested for SAR compliance, according to the enlarged zoom scan and volume scan post-processing procedures in KDB Publication 865664 D01

Note
- WLAN, BT and RFID value is form FCCID: ACJ9TGWL23C.

16.1.1 Sum of the SAR for WWAN & WLAN & BT & RFID

16.1.1.1 WCDMA Band 2

	Mode															
	1	2	3	4	5	6	7	8	9	10	11	1+2+3+11	1+2+10+11	1+4+7+10+11	1+5+8+10+11	1+6+9+10+11
	WCDMA B2	WLAN Main 2.4 GHz	WLAN Aux 2.4 GHz	WLAN Main 5 GHz (U-NII-2a)	WLAN Main 5 GHz (U-NII-2c)	WLAN Main 5 GHz (U-NII-3)	WLAN Aux 5 GHz (U-NII-2a)	WLAN Aux 5 GHz (U-NII-2c)	WLAN Aux 5 GHz (U-NII-3)	BT	RFID	Sum of SAR [W/kg](1g)	Sum of SAR [W/kg](1g)	Sum of SAR [W/kg](1g)	Sum of SAR [W/kg](1g)	Sum of SAR [W/kg](1g)
Edge1	0.619	0.380	0.220	0.578	0.609	0.509	0.107	0.090	0.106	0.024	0.000	1.219	1.023	1.328	1.342	1.258
Edge3	0.331	0.000	0.000	0.000	0.000	0.000	0.000	0.000	0.000	0.000	0.000	0.331	0.331	0.331	0.331	0.331
Edge4	0.693	0.042	0.011	0.032	0.011	0.012	0.000	0.000	0.000	0.000	0.000	0.746	0.735	0.725	0.704	0.705
Edge4 Reduction	0.666	0.042	0.011	0.032	0.011	0.012	0.000	0.000	0.000	0.000	0.000	0.719	0.708	0.698	0.677	0.678
Rear	0.590	0.093	0.468	0.147	0.185	0.165	0.358	0.279	0.318	0.113	0.033	1.184	0.829	1.241	1.200	1.219
Rear Reduction	0.397	0.093	0.468	0.147	0.185	0.165	0.358	0.279	0.318	0.113	0.033	0.991	0.636	1.048	1.007	1.026
Rear tilt(Edge1)	0.773	0.227	0.840	0.290	0.336	0.228	0.787	0.690	0.711	0.135	0.000	***1.840***	1.135	***1.985***	***1.934***	***1.847***
Rear tilt(Edge4)	0.842	0.046	0.010	0.071	0.109	0.096	0.031	0.026	0.030	0.000	0.000	0.898	0.888	0.944	0.977	0.968
Rear tilt(Edge4) Reduction	0.645	0.046	0.010	0.071	0.109	0.096	0.031	0.026	0.030	0.000	0.000	0.701	0.691	0.747	0.780	0.771

16.1.1.2 WCDMA Band 4

	Mode															
	1	2	3	4	5	6	7	8	9	10	11	1+2+3+11	1+2+10+11	1+4+7+10+11	1+5+8+10+11	1+6+9+10+11
	WCDMA B4	WLAN Main 2.4 GHz	WLAN Aux 2.4 GHz	WLAN Main 5 GHz (U-NII-2a)	WLAN Main 5 GHz (U-NII-2c)	WLAN Main 5 GHz (U-NII-3)	WLAN Aux 5 GHz (U-NII-2a)	WLAN Aux 5 GHz (U-NII-2c)	WLAN Aux 5 GHz (U-NII-3)	BT	RFID	Sum of SAR [W/kg](1g)	Sum of SAR [W/kg](1g)	Sum of SAR [W/kg](1g)	Sum of SAR [W/kg](1g)	Sum of SAR [W/kg](1g)
Edge1	0.213	0.380	0.220	0.578	0.609	0.509	0.107	0.090	0.106	0.024	0.000	0.813	0.617	0.922	0.936	0.852
Edge3	0.274	0.000	0.000	0.000	0.000	0.000	0.000	0.000	0.000	0.000	0.000	0.274	0.274	0.274	0.274	0.274
Edge4	0.900	0.042	0.011	0.032	0.011	0.012	0.000	0.000	0.000	0.000	0.000	0.953	0.942	0.932	0.911	0.912
Edge4 Reduction	0.699	0.042	0.011	0.032	0.011	0.012	0.000	0.000	0.000	0.000	0.000	0.752	0.741	0.731	0.710	0.711
Rear	0.585	0.093	0.468	0.147	0.185	0.165	0.358	0.279	0.318	0.113	0.033	1.179	0.824	1.236	1.195	1.214
Rear Reduction	0.393	0.093	0.468	0.147	0.185	0.165	0.358	0.279	0.318	0.113	0.033	0.987	0.632	1.044	1.003	1.022
Rear tilt(Edge1)	0.779	0.227	0.840	0.290	0.336	0.228	0.787	0.690	0.711	0.135	0.000	***1.846***	1.141	***1.991***	***1.940***	***1.853***
Rear tilt(Edge4)	1.027	0.046	0.010	0.071	0.109	0.096	0.031	0.026	0.030	0.000	0.000	1.083	1.073	1.129	1.162	1.153
Rear tilt(Edge4) Reduction	0.593	0.046	0.010	0.071	0.109	0.096	0.031	0.026	0.030	0.000	0.000	0.649	0.639	0.695	0.728	0.719

16.1.1.3 WCDMA Band 5

	Mode															
	1	2	3	4	5	6	7	8	9	10	11	1+2+3+11	1+2+10+11	1+4+7+10+11	1+5+8+10+11	1+6+9+10+11
	WCDMA B5	WLAN Main 2.4 GHz	WLAN Aux 2.4 GHz	WLAN Main 5 GHz (U-NII-2a)	WLAN Main 5 GHz (U-NII-2c)	WLAN Main 5 GHz (U-NII-3)	WLAN Aux 5 GHz (U-NII-2a)	WLAN Aux 5 GHz (U-NII-2c)	WLAN Aux 5 GHz (U-NII-3)	BT	RFID	Sum of SAR [W/kg](1g)	Sum of SAR [W/kg](1g)	Sum of SAR [W/kg](1g)	Sum of SAR [W/kg](1g)	Sum of SAR [W/kg](1g)
Edge1	0.206	0.380	0.220	0.578	0.609	0.509	0.107	0.090	0.106	0.024	0.000	0.806	0.610	0.915	0.929	0.845
Edge3	0.038	0.000	0.000	0.000	0.000	0.000	0.000	0.000	0.000	0.000	0.000	0.038	0.038	0.038	0.038	0.038
Edge4	0.479	0.042	0.011	0.032	0.011	0.012	0.000	0.000	0.000	0.000	0.000	0.532	0.521	0.511	0.490	0.491
Edge4 Reduction	0.834	0.042	0.011	0.032	0.011	0.012	0.000	0.000	0.000	0.000	0.000	0.887	0.876	0.866	0.845	0.846
Rear	0.580	0.093	0.468	0.147	0.185	0.165	0.358	0.279	0.318	0.113	0.033	1.174	0.819	1.231	1.190	1.209
Rear Reduction	0.313	0.093	0.468	0.147	0.185	0.165	0.358	0.279	0.318	0.113	0.033	0.907	0.552	0.964	0.923	0.942
Rear tilt(Edge1)	0.706	0.227	0.840	0.290	0.336	0.228	0.787	0.690	0.711	0.135	0.000	***1.773***	1.068	***1.918***	***1.867***	***1.780***
Rear tilt(Edge4)	0.760	0.046	0.010	0.071	0.109	0.096	0.031	0.026	0.030	0.000	0.000	0.816	0.806	0.862	0.895	0.886
Rear tilt(Edge4) Reduction	0.461	0.046	0.010	0.071	0.109	0.096	0.031	0.026	0.030	0.000	0.000	0.517	0.507	0.563	0.596	0.587

16.1.1.4 LTE Band 4

	Mode															
	1	2	3	4	5	6	7	8	9	10	11	1+2+3+11	1+2+10+11	1+4+7+10+11	1+5+8+10+11	1+6+9+10+11
	LTE B4	WLAN Main 2.4 GHz	WLAN Aux 2.4 GHz	WLAN Main 5 GHz (U-NII-2a)	WLAN Main 5 GHz (U-NII-2c)	WLAN Main 5 GHz (U-NII-3)	WLAN Aux 5 GHz (U-NII-2a)	WLAN Aux 5 GHz (U-NII-2c)	WLAN Aux 5 GHz (U-NII-3)	BT	RFID	Sum of SAR [W/kg](1g)	Sum of SAR [W/kg](1g)	Sum of SAR [W/kg](1g)	Sum of SAR [W/kg](1g)	Sum of SAR [W/kg](1g)
Edge1	0.192	0.380	0.220	0.578	0.609	0.509	0.107	0.090	0.106	0.024	0.000	0.792	0.596	0.901	0.915	0.831
Edge3	0.324	0.000	0.000	0.000	0.000	0.000	0.000	0.000	0.000	0.000	0.000	0.324	0.324	0.324	0.324	0.324
Edge4	0.892	0.042	0.011	0.032	0.011	0.012	0.000	0.000	0.000	0.000	0.000	0.945	0.934	0.924	0.903	0.904
Edge4 Reduction	0.745	0.042	0.011	0.032	0.011	0.012	0.000	0.000	0.000	0.000	0.000	0.798	0.787	0.777	0.756	0.757
Rear	0.590	0.093	0.468	0.147	0.185	0.165	0.358	0.279	0.318	0.113	0.033	1.184	0.829	1.241	1.200	1.219
Rear Reduction	0.416	0.093	0.468	0.147	0.185	0.165	0.358	0.279	0.318	0.113	0.033	1.010	0.655	1.067	1.026	1.045
Rear tilt(Edge1)	0.735	0.227	0.840	0.290	0.336	0.228	0.787	0.690	0.711	0.135	0.000	***1.802***	1.097	***1.947***	***1.896***	***1.809***
Rear tilt(Edge4)	0.886	0.046	0.010	0.071	0.109	0.096	0.031	0.026	0.030	0.000	0.000	0.942	0.932	0.988	1.021	1.012
Rear tilt(Edge4) Reduction	0.636	0.046	0.010	0.071	0.109	0.096	0.031	0.026	0.030	0.000	0.000	0.692	0.682	0.738	0.771	0.762

16.1.1.5 LTE Band 5

	Mode															
	1	2	3	4	5	6	7	8	9	10	11	1+2+3+11	1+2+10+11	1+4+7+10+11	1+5+8+10+11	1+6+9+10+11
	LTE B5	WLAN Main 2.4 GHz	WLAN Aux 2.4 GHz	WLAN Main 5 GHz (U-NII-2a)	WLAN Main 5 GHz (U-NII-2c)	WLAN Main 5 GHz (U-NII-3)	WLAN Aux 5 GHz (U-NII-2a)	WLAN Aux 5 GHz (U-NII-2c)	WLAN Aux 5 GHz (U-NII-3)	BT	RFID	Sum of SAR [W/kg](1g)	Sum of SAR [W/kg](1g)	Sum of SAR [W/kg](1g)	Sum of SAR [W/kg](1g)	Sum of SAR [W/kg](1g)
Edge1	0.196	0.380	0.220	0.578	0.609	0.509	0.107	0.090	0.106	0.024	0.000	0.796	0.600	0.905	0.919	0.835
Edge3	0.032	0.000	0.000	0.000	0.000	0.000	0.000	0.000	0.000	0.000	0.000	0.032	0.032	0.032	0.032	0.032
Edge4	0.447	0.042	0.011	0.032	0.011	0.012	0.000	0.000	0.000	0.000	0.000	0.500	0.489	0.479	0.458	0.459
Edge4 Reduction	0.854	0.042	0.011	0.032	0.011	0.012	0.000	0.000	0.000	0.000	0.000	0.907	0.896	0.886	0.865	0.866
Rear	0.453	0.093	0.468	0.147	0.185	0.165	0.358	0.279	0.318	0.113	0.033	1.047	0.692	1.104	1.063	1.082
Rear Reduction	0.326	0.093	0.468	0.147	0.185	0.165	0.358	0.279	0.318	0.113	0.033	0.920	0.565	0.977	0.936	0.955
Rear tilt(Edge1)	0.719	0.227	0.840	0.290	0.336	0.228	0.787	0.690	0.711	0.135	0.000	***1.786***	1.081	***1.931***	***1.880***	***1.793***
Rear tilt(Edge4)	0.729	0.046	0.010	0.071	0.109	0.096	0.031	0.026	0.030	0.000	0.000	0.785	0.775	0.831	0.864	0.855
Rear tilt(Edge4) Reduction	0.469	0.046	0.010	0.071	0.109	0.096	0.031	0.026	0.030	0.000	0.000	0.525	0.515	0.571	0.604	0.595

16.1.1.6 LTE Band 7

	Mode															
	1	2	3	4	5	6	7	8	9	10	11	1+2+3+11	1+2+10+11	1+4+7+10+11	1+5+8+10+11	1+6+9+10+11
	LTE B7	WLAN Main 2.4 GHz	WLAN Aux 2.4 GHz	WLAN Main 5 GHz (U-NII-2a)	WLAN Main 5 GHz (U-NII-2c)	WLAN Main 5 GHz (U-NII-3)	WLAN Aux 5 GHz (U-NII-2a)	WLAN Aux 5 GHz (U-NII-2c)	WLAN Aux 5 GHz (U-NII-3)	BT	RFID	Sum of SAR [W/kg](1g)	Sum of SAR [W/kg](1g)	Sum of SAR [W/kg](1g)	Sum of SAR [W/kg](1g)	Sum of SAR [W/kg](1g)
Edge1	0.336	0.380	0.220	0.578	0.609	0.509	0.107	0.090	0.106	0.024	0.000	0.936	0.740	1.045	1.059	0.975
Edge3	0.146	0.000	0.000	0.000	0.000	0.000	0.000	0.000	0.000	0.000	0.000	0.146	0.146	0.146	0.146	0.146
Edge4	0.564	0.042	0.011	0.032	0.011	0.012	0.000	0.000	0.000	0.000	0.000	0.617	0.606	0.596	0.575	0.576
Edge4 Reduction	0.584	0.042	0.011	0.032	0.011	0.012	0.000	0.000	0.000	0.000	0.000	0.637	0.626	0.616	0.595	0.596
Rear	0.501	0.093	0.468	0.147	0.185	0.165	0.358	0.279	0.318	0.113	0.033	1.095	0.740	1.152	1.111	1.130
Rear Reduction	0.274	0.093	0.468	0.147	0.185	0.165	0.358	0.279	0.318	0.113	0.033	0.868	0.513	0.925	0.884	0.903
Rear tilt(Edge1)	0.726	0.227	0.840	0.290	0.336	0.228	0.787	0.690	0.711	0.135	0.000	***1.793***	1.088	***1.938***	***1.887***	***1.800***
Rear tilt(Edge4)	0.612	0.046	0.010	0.071	0.109	0.096	0.031	0.026	0.030	0.000	0.000	0.668	0.658	0.714	0.747	0.738
Rear tilt(Edge4) Reduction	0.362	0.046	0.010	0.071	0.109	0.096	0.031	0.026	0.030	0.000	0.000	0.418	0.408	0.464	0.497	0.488

16.1.1.7 LTE Band 12

	Mode															
	1	2	3	4	5	6	7	8	9	10	11	1+2+3+11	1+2+10+11	1+4+7+10+11	1+5+8+10+11	1+6+9+10+11
	LTE B12	WLAN Main 2.4 GHz	WLAN Aux 2.4 GHz	WLAN Main 5 GHz (U-NII-2a)	WLAN Main 5 GHz (U-NII-2c)	WLAN Main 5 GHz (U-NII-3)	WLAN Aux 5 GHz (U-NII-2a)	WLAN Aux 5 GHz (U-NII-2c)	WLAN Aux 5 GHz (U-NII-3)	BT	RFID	Sum of SAR [W/kg](1g)	Sum of SAR [W/kg](1g)	Sum of SAR [W/kg](1g)	Sum of SAR [W/kg](1g)	Sum of SAR [W/kg](1g)
Edge1	0.361	0.380	0.220	0.578	0.609	0.509	0.107	0.090	0.106	0.024	0.000	0.961	0.765	1.070	1.084	1.000
Edge3	0.015	0.000	0.000	0.000	0.000	0.000	0.000	0.000	0.000	0.000	0.000	0.015	0.015	0.015	0.015	0.015
Edge4	0.191	0.042	0.011	0.032	0.011	0.012	0.000	0.000	0.000	0.000	0.000	0.244	0.233	0.223	0.202	0.203
Edge4 Reduction	0.802	0.042	0.011	0.032	0.011	0.012	0.000	0.000	0.000	0.000	0.000	0.855	0.844	0.834	0.813	0.814
Rear	0.316	0.093	0.468	0.147	0.185	0.165	0.358	0.279	0.318	0.113	0.033	0.910	0.555	0.967	0.926	0.945
Rear Reduction	0.213	0.093	0.468	0.147	0.185	0.165	0.358	0.279	0.318	0.113	0.033	0.807	0.452	0.864	0.823	0.842
Rear tilt(Edge1)	0.432	0.227	0.840	0.290	0.336	0.228	0.787	0.690	0.711	0.135	0.000	1.499	0.794	***1.644***	1.593	1.506
Rear tilt(Edge4)	0.384	0.046	0.010	0.071	0.109	0.096	0.031	0.026	0.030	0.000	0.000	0.440	0.430	0.486	0.519	0.510
Rear tilt(Edge4) Reduction	0.374	0.046	0.010	0.071	0.109	0.096	0.031	0.026	0.030	0.000	0.000	0.430	0.420	0.476	0.509	0.500

16.1.1.8 LTE Band 13

	Mode															
	1	2	3	4	5	6	7	8	9	10	11	1+2+3+11	1+2+10+11	1+4+7+10+11	1+5+8+10+11	1+6+9+10+11
	LTE B13	WLAN Main 2.4 GHz	WLAN Aux 2.4 GHz	WLAN Main 5 GHz (U-NII-2a)	WLAN Main 5 GHz (U-NII-2c)	WLAN Main 5 GHz (U-NII-3)	WLAN Aux 5 GHz (U-NII-2a)	WLAN Aux 5 GHz (U-NII-2c)	WLAN Aux 5 GHz (U-NII-3)	BT	RFID	Sum of SAR [W/kg](1g)	Sum of SAR [W/kg](1g)	Sum of SAR [W/kg](1g)	Sum of SAR [W/kg](1g)	Sum of SAR [W/kg](1g)
Edge1	0.285	0.380	0.220	0.578	0.609	0.509	0.107	0.090	0.106	0.024	0.000	0.885	0.689	0.994	1.008	0.924
Edge3	0.030	0.000	0.000	0.000	0.000	0.000	0.000	0.000	0.000	0.000	0.000	0.030	0.030	0.030	0.030	0.030
Edge4	0.361	0.042	0.011	0.032	0.011	0.012	0.000	0.000	0.000	0.000	0.000	0.414	0.403	0.393	0.372	0.373
Edge4 Reduction	0.976	0.042	0.011	0.032	0.011	0.012	0.000	0.000	0.000	0.000	0.000	1.029	1.018	1.008	0.987	0.988
Rear	0.522	0.093	0.468	0.147	0.185	0.165	0.358	0.279	0.318	0.113	0.033	1.116	0.761	1.173	1.132	1.151
Rear Reduction	0.330	0.093	0.468	0.147	0.185	0.165	0.358	0.279	0.318	0.113	0.033	0.924	0.569	0.981	0.940	0.959
Rear tilt(Edge1)	0.678	0.227	0.840	0.290	0.336	0.228	0.787	0.690	0.711	0.135	0.000	***1.745***	1.040	***1.890***	***1.839***	***1.752***
Rear tilt(Edge4)	0.670	0.046	0.010	0.071	0.109	0.096	0.031	0.026	0.030	0.000	0.000	0.726	0.716	0.772	0.805	0.796
Rear tilt(Edge4) Reduction	0.468	0.046	0.010	0.071	0.109	0.096	0.031	0.026	0.030	0.000	0.000	0.524	0.514	0.570	0.603	0.594

16.1.1.9 LTE Band 14

	Mode															
	1	2	3	4	5	6	7	8	9	10	11	1+2+3+11	1+2+10+11	1+4+7+10+11	1+5+8+10+11	1+6+9+10+11
	LTE B14	WLAN Main 2.4 GHz	WLAN Aux 2.4 GHz	WLAN Main 5 GHz (U-NII-2a)	WLAN Main 5 GHz (U-NII-2c)	WLAN Main 5 GHz (U-NII-3)	WLAN Aux 5 GHz (U-NII-2a)	WLAN Aux 5 GHz (U-NII-2c)	WLAN Aux 5 GHz (U-NII-3)	BT	RFID	Sum of SAR [W/kg](1g)	Sum of SAR [W/kg](1g)	Sum of SAR [W/kg](1g)	Sum of SAR [W/kg](1g)	Sum of SAR [W/kg](1g)
Edge1	0.272	0.380	0.220	0.578	0.609	0.509	0.107	0.090	0.106	0.024	0.000	0.872	0.676	0.981	0.995	0.911
Edge3	0.031	0.000	0.000	0.000	0.000	0.000	0.000	0.000	0.000	0.000	0.000	0.031	0.031	0.031	0.031	0.031
Edge4	0.353	0.042	0.011	0.032	0.011	0.012	0.000	0.000	0.000	0.000	0.000	0.406	0.395	0.385	0.364	0.365
Edge4 Reduction	0.911	0.042	0.011	0.032	0.011	0.012	0.000	0.000	0.000	0.000	0.000	0.964	0.953	0.943	0.922	0.923
Rear	0.502	0.093	0.468	0.147	0.185	0.165	0.358	0.279	0.318	0.113	0.033	1.096	0.741	1.153	1.112	1.131
Rear Reduction	0.299	0.093	0.468	0.147	0.185	0.165	0.358	0.279	0.318	0.113	0.033	0.893	0.538	0.950	0.909	0.928
Rear tilt(Edge1)	0.697	0.227	0.840	0.290	0.336	0.228	0.787	0.690	0.711	0.135	0.000	***1.764***	1.059	***1.909***	***1.858***	***1.771***
Rear tilt(Edge4)	0.696	0.046	0.010	0.071	0.109	0.096	0.031	0.026	0.030	0.000	0.000	0.752	0.742	0.798	0.831	0.822
Rear tilt(Edge4) Reduction	0.438	0.046	0.010	0.071	0.109	0.096	0.031	0.026	0.030	0.000	0.000	0.494	0.484	0.540	0.573	0.564

16.1.1.10 LTE Band 25

	Mode															
	1	2	3	4	5	6	7	8	9	10	11	1+2+3+11	1+2+10+11	1+4+7+10+11	1+5+8+10+11	1+6+9+10+11
	LTE B25	WLAN Main 2.4 GHz	WLAN Aux 2.4 GHz	WLAN Main 5 GHz (U-NII-2a)	WLAN Main 5 GHz (U-NII-2c)	WLAN Main 5 GHz (U-NII-3)	WLAN Aux 5 GHz (U-NII-2a)	WLAN Aux 5 GHz (U-NII-2c)	WLAN Aux 5 GHz (U-NII-3)	BT	RFID	Sum of SAR [W/kg](1g)	Sum of SAR [W/kg](1g)	Sum of SAR [W/kg](1g)	Sum of SAR [W/kg](1g)	Sum of SAR [W/kg](1g)
Edge1	0.677	0.380	0.220	0.578	0.609	0.509	0.107	0.090	0.106	0.024	0.000	1.277	1.081	1.386	1.400	1.316
Edge3	0.229	0.000	0.000	0.000	0.000	0.000	0.000	0.000	0.000	0.000	0.000	0.229	0.229	0.229	0.229	0.229
Edge4	0.696	0.042	0.011	0.032	0.011	0.012	0.000	0.000	0.000	0.000	0.000	0.749	0.738	0.728	0.707	0.708
Edge4 Reduction	0.659	0.042	0.011	0.032	0.011	0.012	0.000	0.000	0.000	0.000	0.000	0.712	0.701	0.691	0.670	0.671
Rear	0.558	0.093	0.468	0.147	0.185	0.165	0.358	0.279	0.318	0.113	0.033	1.152	0.797	1.209	1.168	1.187
Rear Reduction	0.371	0.093	0.468	0.147	0.185	0.165	0.358	0.279	0.318	0.113	0.033	0.965	0.610	1.022	0.981	1.000
Rear tilt(Edge1)	0.861	0.227	0.840	0.290	0.336	0.228	0.787	0.690	0.711	0.135	0.000	***1.928***	1.223	***2.073***	***2.022***	***1.935***
Rear tilt(Edge4)	0.799	0.046	0.010	0.071	0.109	0.096	0.031	0.026	0.030	0.000	0.000	0.855	0.845	0.901	0.934	0.925
Rear tilt(Edge4) Reduction	0.678	0.046	0.010	0.071	0.109	0.096	0.031	0.026	0.030	0.000	0.000	0.734	0.724	0.780	0.813	0.804

16.1.1.11 LTE Band 26

	Mode															
	1	2	3	4	5	6	7	8	9	10	11	1+2+3+11	1+2+10+11	1+4+7+10+11	1+5+8+10+11	1+6+9+10+11
	LTE B26	WLAN Main 2.4 GHz	WLAN Aux 2.4 GHz	WLAN Main 5 GHz (U-NII-2a)	WLAN Main 5 GHz (U-NII-2c)	WLAN Main 5 GHz (U-NII-3)	WLAN Aux 5 GHz (U-NII-2a)	WLAN Aux 5 GHz (U-NII-2c)	WLAN Aux 5 GHz (U-NII-3)	BT	RFID	Sum of SAR [W/kg](1g)	Sum of SAR [W/kg](1g)	Sum of SAR [W/kg](1g)	Sum of SAR [W/kg](1g)	Sum of SAR [W/kg](1g)
Edge1	0.241	0.380	0.220	0.578	0.609	0.509	0.107	0.090	0.106	0.024	0.000	0.841	0.645	0.950	0.964	0.880
Edge3	0.026	0.000	0.000	0.000	0.000	0.000	0.000	0.000	0.000	0.000	0.000	0.026	0.026	0.026	0.026	0.026
Edge4	0.490	0.042	0.011	0.032	0.011	0.012	0.000	0.000	0.000	0.000	0.000	0.543	0.532	0.522	0.501	0.502
Edge4 Reduction	0.924	0.042	0.011	0.032	0.011	0.012	0.000	0.000	0.000	0.000	0.000	0.977	0.966	0.956	0.935	0.936
Rear	0.618	0.093	0.468	0.147	0.185	0.165	0.358	0.279	0.318	0.113	0.033	1.212	0.857	1.269	1.228	1.247
Rear Reduction	0.332	0.093	0.468	0.147	0.185	0.165	0.358	0.279	0.318	0.113	0.033	0.926	0.571	0.983	0.942	0.961
Rear tilt(Edge1)	0.789	0.227	0.840	0.290	0.336	0.228	0.787	0.690	0.711	0.135	0.000	***1.856***	1.151	***2.001***	***1.950***	***1.863***
Rear tilt(Edge4)	0.762	0.046	0.010	0.071	0.109	0.096	0.031	0.026	0.030	0.000	0.000	0.818	0.808	0.864	0.897	0.888
Rear tilt(Edge4) Reduction	0.479	0.046	0.010	0.071	0.109	0.096	0.031	0.026	0.030	0.000	0.000	0.535	0.525	0.581	0.614	0.605

16.1.1.12 LTE Band 42 / 48

	Mode															
	1	2	3	4	5	6	7	8	9	10	11	1+2+3+11	1+2+10+11	1+4+7+10+11	1+5+8+10+11	1+6+9+10+11
	LTE B42/B48	WLAN Main 2.4 GHz	WLAN Aux 2.4 GHz	WLAN Main 5 GHz (U-NII-2a)	WLAN Main 5 GHz (U-NII-2c)	WLAN Main 5 GHz (U-NII-3)	WLAN Aux 5 GHz (U-NII-2a)	WLAN Aux 5 GHz (U-NII-2c)	WLAN Aux 5 GHz (U-NII-3)	BT	RFID	Sum of SAR [W/kg](1g)	Sum of SAR [W/kg](1g)	Sum of SAR [W/kg](1g)	Sum of SAR [W/kg](1g)	Sum of SAR [W/kg](1g)
Edge1	0.056	0.380	0.220	0.578	0.609	0.509	0.107	0.090	0.106	0.024	0.000	0.656	0.460	0.765	0.779	0.695
Edge3	0.042	0.000	0.000	0.000	0.000	0.000	0.000	0.000	0.000	0.000	0.000	0.042	0.042	0.042	0.042	0.042
Edge4	0.287	0.042	0.011	0.032	0.011	0.012	0.000	0.000	0.000	0.000	0.000	0.340	0.329	0.319	0.298	0.299
Edge4 Reduction	0.395	0.042	0.011	0.032	0.011	0.012	0.000	0.000	0.000	0.000	0.000	0.448	0.437	0.427	0.406	0.407
Rear	0.094	0.093	0.468	0.147	0.185	0.165	0.358	0.279	0.318	0.113	0.033	0.688	0.333	0.745	0.704	0.723
Rear Reduction	0.045	0.093	0.468	0.147	0.185	0.165	0.358	0.279	0.318	0.113	0.033	0.639	0.284	0.696	0.655	0.674
Rear tilt(Edge1)	0.148	0.227	0.840	0.290	0.336	0.228	0.787	0.690	0.711	0.135	0.000	1.215	0.510	1.360	1.309	1.222
Rear tilt(Edge4)	0.171	0.046	0.010	0.071	0.109	0.096	0.031	0.026	0.030	0.000	0.000	0.227	0.217	0.273	0.306	0.297
Rear tilt(Edge4) Reduction	0.097	0.046	0.010	0.071	0.109	0.096	0.031	0.026	0.030	0.000	0.000	0.153	0.143	0.199	0.232	0.223

16.1.1.13 LTE Band 66

	Mode															
	1	2	3	4	5	6	7	8	9	10	11	1+2+3+11	1+2+10+11	1+4+7+10+11	1+5+8+10+11	1+6+9+10+11
	LTE B66	WLAN Main 2.4 GHz	WLAN Aux 2.4 GHz	WLAN Main 5 GHz (U-NII-2a)	WLAN Main 5 GHz (U-NII-2c)	WLAN Main 5 GHz (U-NII-3)	WLAN Aux 5 GHz (U-NII-2a)	WLAN Aux 5 GHz (U-NII-2c)	WLAN Aux 5 GHz (U-NII-3)	BT	RFID	Sum of SAR [W/kg](1g)	Sum of SAR [W/kg](1g)	Sum of SAR [W/kg](1g)	Sum of SAR [W/kg](1g)	Sum of SAR [W/kg](1g)
Edge1	0.267	0.380	0.220	0.578	0.609	0.509	0.107	0.090	0.106	0.024	0.000	0.867	0.671	0.976	0.990	0.906
Edge3	0.287	0.000	0.000	0.000	0.000	0.000	0.000	0.000	0.000	0.000	0.000	0.287	0.287	0.287	0.287	0.287
Edge4	0.928	0.042	0.011	0.032	0.011	0.012	0.000	0.000	0.000	0.000	0.000	0.981	0.970	0.960	0.939	0.940
Edge4 Reduction	0.648	0.042	0.011	0.032	0.011	0.012	0.000	0.000	0.000	0.000	0.000	0.701	0.690	0.680	0.659	0.660
Rear	0.648	0.093	0.468	0.147	0.185	0.165	0.358	0.279	0.318	0.113	0.033	1.242	0.887	1.299	1.258	1.277
Rear Reduction	0.349	0.093	0.468	0.147	0.185	0.165	0.358	0.279	0.318	0.113	0.033	0.943	0.588	1.000	0.959	0.978
Rear tilt(Edge1)	0.815	0.227	0.840	0.290	0.336	0.228	0.787	0.690	0.711	0.135	0.000	***1.882***	1.177	***2.027***	***1.976***	***1.889***
Rear tilt(Edge4)	0.944	0.046	0.010	0.071	0.109	0.096	0.031	0.026	0.030	0.000	0.000	1.000	0.990	1.046	1.079	1.070
Rear tilt(Edge4) Reduction	0.542	0.046	0.010	0.071	0.109	0.096	0.031	0.026	0.030	0.000	0.000	0.598	0.588	0.644	0.677	0.668

16.1.1.14 LTE Band 71

	Mode															
	1	2	3	4	5	6	7	8	9	10	11	1+2+3+11	1+2+10+11	1+4+7+10+11	1+5+8+10+11	1+6+9+10+11
	LTE B71	WLAN Main 2.4 GHz	WLAN Aux 2.4 GHz	WLAN Main 5 GHz (U-NII-2a)	WLAN Main 5 GHz (U-NII-2c)	WLAN Main 5 GHz (U-NII-3)	WLAN Aux 5 GHz (U-NII-2a)	WLAN Aux 5 GHz (U-NII-2c)	WLAN Aux 5 GHz (U-NII-3)	BT	RFID	Sum of SAR [W/kg](1g)	Sum of SAR [W/kg](1g)	Sum of SAR [W/kg](1g)	Sum of SAR [W/kg](1g)	Sum of SAR [W/kg](1g)
Edge1	0.261	0.380	0.220	0.578	0.609	0.509	0.107	0.090	0.106	0.024	0.000	0.861	0.665	0.970	0.984	0.900
Edge3	0.015	0.000	0.000	0.000	0.000	0.000	0.000	0.000	0.000	0.000	0.000	0.015	0.015	0.015	0.015	0.015
Edge4	0.292	0.042	0.011	0.032	0.011	0.012	0.000	0.000	0.000	0.000	0.000	0.345	0.334	0.324	0.303	0.304
Edge4 Reduction	0.711	0.042	0.011	0.032	0.011	0.012	0.000	0.000	0.000	0.000	0.000	0.764	0.753	0.743	0.722	0.723
Rear	0.383	0.093	0.468	0.147	0.185	0.165	0.358	0.279	0.318	0.113	0.033	0.977	0.622	1.034	0.993	1.012
Rear Reduction	0.274	0.093	0.468	0.147	0.185	0.165	0.358	0.279	0.318	0.113	0.033	0.868	0.513	0.925	0.884	0.903
Rear tilt(Edge1)	0.503	0.227	0.840	0.290	0.336	0.228	0.787	0.690	0.711	0.135	0.000	1.570	0.865	***1.715***	***1.664***	1.577
Rear tilt(Edge4)	0.463	0.046	0.010	0.071	0.109	0.096	0.031	0.026	0.030	0.000	0.000	0.519	0.509	0.565	0.598	0.589
Rear tilt(Edge4) Reduction	0.424	0.046	0.010	0.071	0.109	0.096	0.031	0.026	0.030	0.000	0.000	0.480	0.470	0.526	0.559	0.550

16.2 SPLSR

RFID is not considered because no SAR values were detected.

16.2.1.1 WCDMA B2

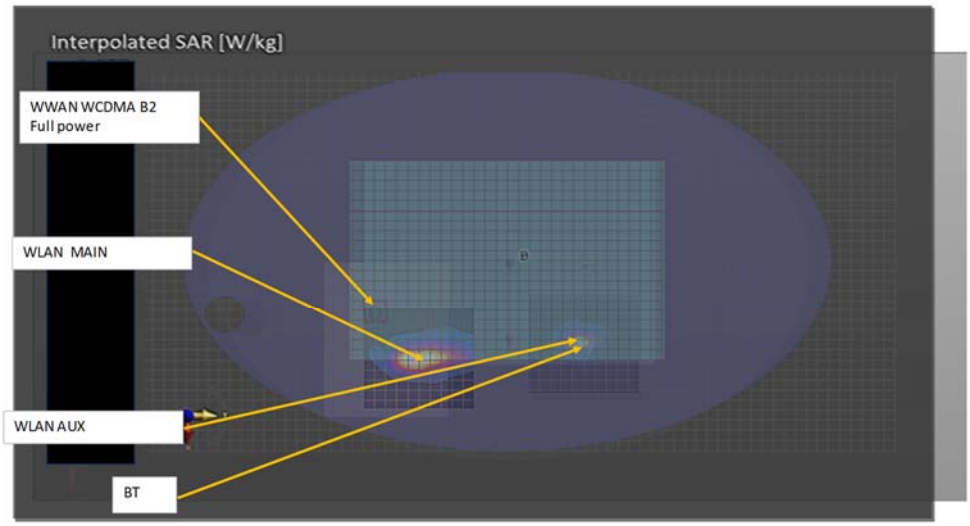

※Plot shows only worst-case scenario.

Mode	Ant	No	X (mm)	Y (mm)	Z (mm)	Scaled	Combinatio	Σ 1-g SAR (W/kg)	Calculated distance (mm)	SPLSR (≤ 0.04)	Volume Scan (Yes/No)
WWAN + WLAN Main + WLAN AUX + RFID											
WCDMA B2	MAIN	1	50	-131.5	-174	0.773	No1+No2	1.000	65.598	0.015	No
WLAN2.4 GHz	MAIN	2	99.1	-88	-174	0.227	No1+No3	1.613	203.181	0.010	No
WLAN2.4 GHz	AUX	3	82.9	69	-174.1	0.840	No2+No3	1.067	157.834	0.007	No
WWAN + WLAN Main + WLAN AUX + RFID											
WCDMA B2	MAIN	1	50	-131.5	-174	0.773	No1+No2	1.063	57.149	0.019	No
WLAN5 GHz (U-NII-2a)	MAIN	2	85.1	-86.5	-177	0.290	No1+No3	1.695	204.062	0.011	No
WLAN5 GHz (U-NII-2a)+BT(WLAN side)	AUX	3	89.4	68.7	-177	0.922	No1+No4	1.695	203.548	0.011	No
WLAN5 GHz (U-NII-2a)+BT(BT side)	AUX	4	83.2	69.3	-177	0.922	No2+No3	1.212	155.260	0.009	No
							No2+No4	1.212	155.812	0.009	No
WWAN + WLAN Main + WLAN AUX + RFID											
WCDMA B2	MAIN	1	50	-131.5	-174	0.773	No1+No2	1.109	69.345	0.017	No
WLAN5 GHz (U-NII-2c)	MAIN	2	104.4	-88.6	-177	0.336	No1+No3	1.598	208.791	0.010	No
WLAN5 GHz (U-NII-2c)+BT(WLAN side)	AUX	3	80.7	75	-177	0.825	No1+No4	1.598	203.548	0.010	No
WLAN5 GHz (U-NII-2c)+BT(BT side)	AUX	4	83.2	69.3	-177	0.825	No2+No3	1.161	165.308	0.008	No
							No2+No4	1.161	159.317	0.008	No
WWAN + WLAN Main + WLAN AUX + RFID											
WCDMA B2	MAIN	1	50	-131.5	-174	0.773	No1+No2	1.001	57.896	0.017	No
WLAN5 GHz (U-NII-3)	MAIN	2	89.2	-89	-177	0.228	No1+No3	1.619	208.686	0.010	No
WLAN5 GHz (U-NII-3)+BT(WLAN side)	AUX	3	86.2	74	-177	0.846	No1+No4	1.619	203.548	0.010	No
WLAN5 GHz (U-NII-3)+BT(BT side)	AUX	4	83.2	69.3	-177	0.846	No2+No3	1.074	163.028	0.007	No
							No2+No4	1.074	158.414	0.007	No

16.2.1.2 WCDMA B4

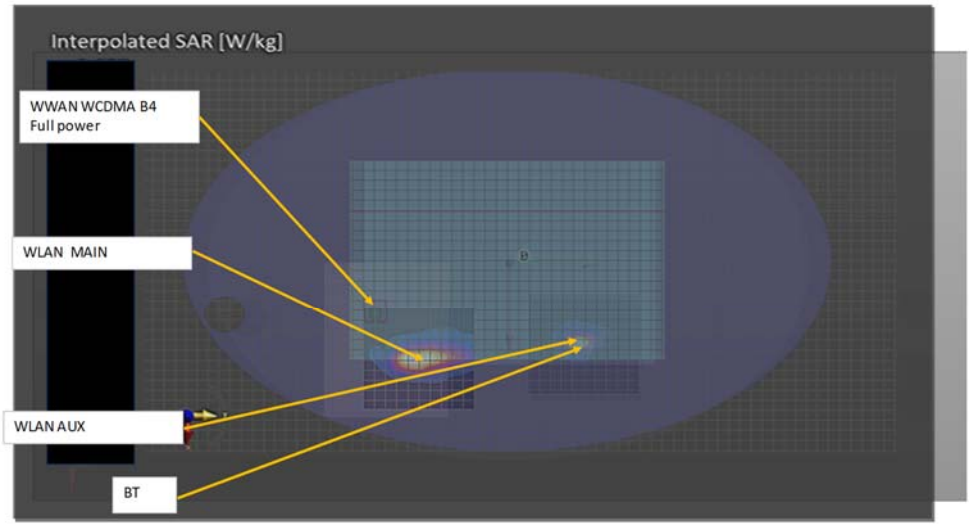

※Plot shows only worst-case scenario.

Mode	Ant	No	X (mm)	Y (mm)	Z (mm)	Scaled	Combinatio	Σ 1-g SAR (W/kg)	Calculated distance (mm)	SPLSR (≤ 0.04)	Volume Scan (Yes/No)
WWAN + WLAN Main + WLAN AUX + RFID											
WCDMA B4	MAIN	1	34.8	-133.3	-177	0.779	No1+No2	1.006	78.712	0.013	No
WLAN2.4 GHz	MAIN	2	99.1	-88	-174	0.227	No1+No3	1.619	207.960	0.010	No
WLAN2.4 GHz	AUX	3	82.9	69	-174.1	0.840	No2+No3	1.067	157.834	0.007	No
WWAN + WLAN Main + WLAN AUX + RFID											
WCDMA B4	MAIN	1	34.8	-133.3	-177	0.779	No1+No2	1.069	68.705	0.016	No
WLAN5 GHz (U-NII-2a)	MAIN	2	85.1	-86.5	-177	0.290	No1+No3	1.701	209.249	0.011	No
WLAN5 GHz (U-NII-2a)+BT(WLAN side)	AUX	3	89.4	68.7	-177	0.922	No1+No4	1.701	208.301	0.011	No
WLAN5 GHz (U-NII-2a)+BT(BT side)	AUX	4	83.2	69.3	-177	0.922	No2+No3	1.212	155.260	0.009	No
							No2+No4	1.212	155.812	0.009	No
WWAN + WLAN Main + WLAN AUX + RFID											
WCDMA B4	MAIN	1	34.8	-133.3	-177	0.779	No1+No2	1.115	82.718	0.014	No
WLAN5 GHz (U-NII-2c)	MAIN	2	104.4	-88.6	-177	0.336	No1+No3	1.604	213.297	0.010	No
WLAN5 GHz (U-NII-2c)+BT(WLAN side)	AUX	3	80.7	75	-177	0.825	No1+No4	1.604	208.301	0.010	No
WLAN5 GHz (U-NII-2c)+BT(BT side)	AUX	4	83.2	69.3	-177	0.825	No2+No3	1.161	165.308	0.008	No
							No2+No4	1.161	159.317	0.008	No
WWAN + WLAN Main + WLAN AUX + RFID											
WCDMA B4	MAIN	1	34.8	-133.3	-177	0.779	No1+No2	1.007	70.156	0.014	No
WLAN5 GHz (U-NII-3)	MAIN	2	89.2	-89	-177	0.228	No1+No3	1.625	213.577	0.010	No
WLAN5 GHz (U-NII-3)+BT(WLAN side)	AUX	3	86.2	74	-177	0.846	No1+No4	1.625	208.301	0.010	No
WLAN5 GHz (U-NII-3)+BT(BT side)	AUX	4	83.2	69.3	-177	0.846	No2+No3	1.074	163.028	0.007	No
							No2+No4	1.074	158.414	0.007	No

16.2.1.3 WCDMA B5

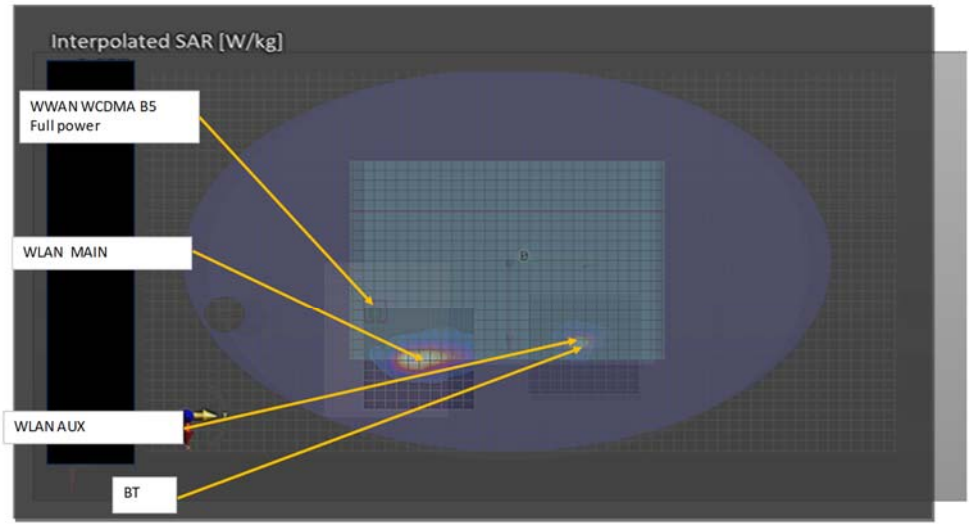

※Plot shows only worst-case scenario.

Mode	Ant	No	X (mm)	Y (mm)	Z (mm)	Scaled	Combinatio	Σ 1-g SAR (W/kg)	Calculated distance (mm)	SPLSR (≤ 0.04)	Volume Scan (Yes/No)
WWAN + WLAN Main + WLAN AUX + RFID											
WCDMA B5	MAIN	1	48.3	-133.4	-174.1	0.706	No1+No2	0.933	68.131	0.013	No
WLAN2.4 GHz	MAIN	2	99.1	-88	-174	0.227	No1+No3	1.546	205.336	0.009	No
WLAN2.4 GHz	AUX	3	82.9	69	-174.1	0.840	No2+No3	1.067	157.834	0.007	No
WWAN + WLAN Main + WLAN AUX + RFID											
WCDMA B5	MAIN	1	48.3	-133.4	-174.1	0.706	No1+No2	0.996	59.685	0.017	No
WLAN5 GHz (U-NII-2a)	MAIN	2	85.1	-86.5	-177	0.290	No1+No3	1.628	206.257	0.010	No
WLAN5 GHz (U-NII-2a)+BT(WLAN side)	AUX	3	89.4	68.7	-177	0.922	No1+No4	1.628	205.703	0.010	No
WLAN5 GHz (U-NII-2a)+BT(BT side)	AUX	4	83.2	69.3	-177	0.922	No2+No3	1.212	155.260	0.009	No
							No2+No4	1.212	155.812	0.009	No
WWAN + WLAN Main + WLAN AUX + RFID											
WCDMA B5	MAIN	1	48.3	-133.4	-174.1	0.706	No1+No2	1.042	71.852	0.015	No
WLAN5 GHz (U-NII-2c)	MAIN	2	104.4	-88.6	-177	0.336	No1+No3	1.531	210.924	0.009	No
WLAN5 GHz (U-NII-2c)+BT(WLAN side)	AUX	3	80.7	75	-177	0.825	No1+No4	1.531	205.703	0.009	No
WLAN5 GHz (U-NII-2c)+BT(BT side)	AUX	4	83.2	69.3	-177	0.825	No2+No3	1.161	165.308	0.008	No
							No2+No4	1.161	159.317	0.008	No
WWAN + WLAN Main + WLAN AUX + RFID											
WCDMA B5	MAIN	1	48.3	-133.4	-174.1	0.706	No1+No2	0.934	60.437	0.015	No
WLAN5 GHz (U-NII-3)	MAIN	2	89.2	-89	-177	0.228	No1+No3	1.552	210.854	0.009	No
WLAN5 GHz (U-NII-3)+BT(WLAN side)	AUX	3	86.2	74	-177	0.846	No1+No4	1.552	205.703	0.009	No
WLAN5 GHz (U-NII-3)+BT(BT side)	AUX	4	83.2	69.3	-177	0.846	No2+No3	1.074	163.028	0.007	No
							No2+No4	1.074	158.414	0.007	No

16.2.1.4 LTE B4

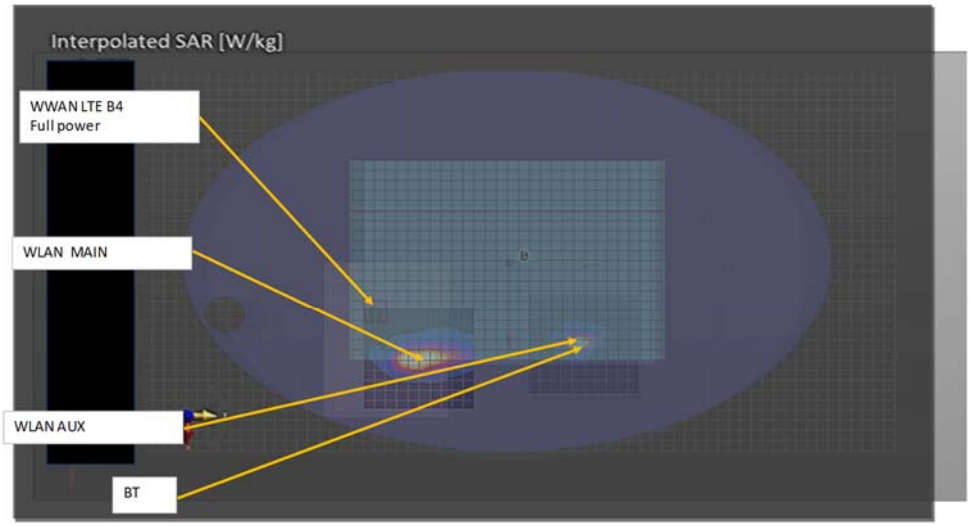

※Plot shows only worst-case scenario.

Mode	Ant	No	X (mm)	Y (mm)	Z (mm)	Scaled	Combinatio	Σ 1-g SAR (W/kg)	Calculated distance (mm)	SPLSR (≤ 0.04)	Volume Scan (Yes/No)
WWAN + WLAN Main + WLAN AUX + RFID											
LTE Band 4	MAIN	1	33.9	-133.3	-177	0.735	No1+No2	0.962	79.449	0.012	No
WLAN2.4 GHz	MAIN	2	99.1	-88	-174	0.227	No1+No3	1.575	208.170	0.009	No
WLAN2.4 GHz	AUX	3	82.9	69	-174.1	0.840	No2+No3	1.067	157.834	0.007	No
WWAN + WLAN Main + WLAN AUX + RFID											
LTE Band 4	MAIN	1	33.9	-133.3	-177	0.735	No1+No2	1.025	69.366	0.015	No
WLAN5 GHz (U-NII-2a)	MAIN	2	85.1	-86.5	-177	0.290	No1+No3	1.657	209.486	0.010	No
WLAN5 GHz (U-NII-2a)+BT(WLAN side)	AUX	3	89.4	68.7	-177	0.922	No1+No4	1.657	208.512	0.010	No
WLAN5 GHz (U-NII-2a)+BT(BT side)	AUX	4	83.2	69.3	-177	0.922	No2+No3	1.212	155.260	0.009	No
							No2+No4	1.212	155.812	0.009	No
WWAN + WLAN Main + WLAN AUX + RFID											
LTE Band 4	MAIN	1	33.9	-133.3	-177	0.735	No1+No2	1.071	83.477	0.013	No
WLAN5 GHz (U-NII-2c)	MAIN	2	104.4	-88.6	-177	0.336	No1+No3	1.560	213.493	0.009	No
WLAN5 GHz (U-NII-2c)+BT(WLAN side)	AUX	3	80.7	75	-177	0.825	No1+No4	1.560	208.512	0.009	No
WLAN5 GHz (U-NII-2c)+BT(BT side)	AUX	4	83.2	69.3	-177	0.825	No2+No3	1.161	165.308	0.008	No
							No2+No4	1.161	159.317	0.008	No
WWAN + WLAN Main + WLAN AUX + RFID											
LTE Band 4	MAIN	1	33.9	-133.3	-177	0.735	No1+No2	0.963	70.856	0.013	No
WLAN5 GHz (U-NII-3)	MAIN	2	89.2	-89	-177	0.228	No1+No3	1.581	213.796	0.009	No
WLAN5 GHz (U-NII-3)+BT(WLAN side)	AUX	3	86.2	74	-177	0.846	No1+No4	1.581	208.512	0.010	No
WLAN5 GHz (U-NII-3)+BT(BT side)	AUX	4	83.2	69.3	-177	0.846	No2+No3	1.074	163.028	0.007	No
							No2+No4	1.074	158.414	0.007	No

16.2.1.5 LTE B5

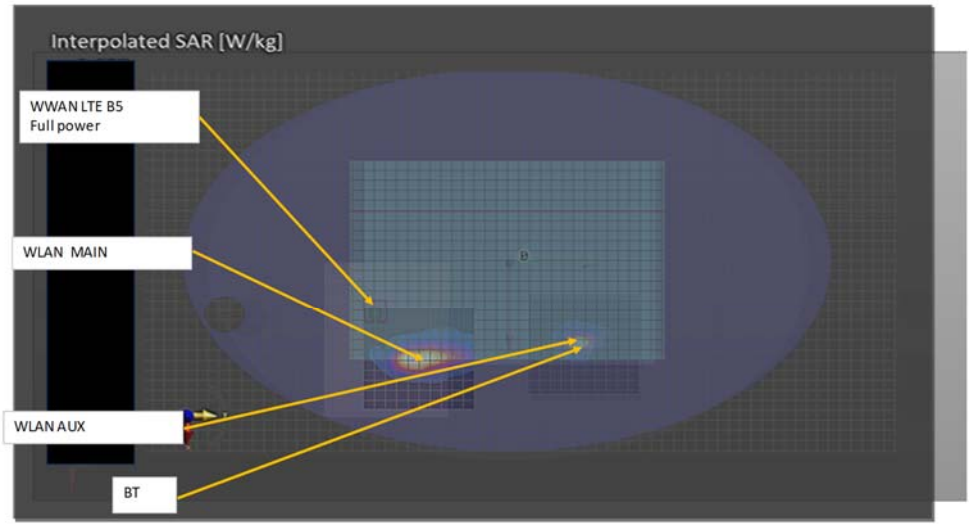

※Plot shows only worst-case scenario.

Mode	Ant	No	X (mm)	Y (mm)	Z (mm)	Scaled	Combinatio	Σ 1-g SAR (W/kg)	Calculated distance (mm)	SPLSR (≤ 0.04)	Volume Scan (Yes/No)
WWAN + WLAN Main + WLAN AUX + RFID											
LTE Band 5	MAIN	1	46.8	-136.2	-180.6	0.719	No1+No2	0.946	71.429	0.013	No
WLAN2.4 GHz	MAIN	2	99.1	-88	-174	0.227	No1+No3	1.559	208.453	0.009	No
WLAN2.4 GHz	AUX	3	82.9	69	-174.1	0.840	No2+No3	1.067	157.834	0.007	No
WWAN + WLAN Main + WLAN AUX + RFID											
LTE Band 5	MAIN	1	46.8	-136.2	-180.6	0.719	No1+No2	1.009	62.849	0.016	No
WLAN5 GHz (U-NII-2a)	MAIN	2	85.1	-86.5	-177	0.290	No1+No3	1.641	209.313	0.010	No
WLAN5 GHz (U-NII-2a)+BT(WLAN side)	AUX	3	89.4	68.7	-177	0.922	No1+No4	1.641	208.730	0.010	No
WLAN5 GHz (U-NII-2a)+BT(BT side)	AUX	4	83.2	69.3	-177	0.922	No2+No3	1.212	155.260	0.009	No
							No2+No4	1.212	155.812	0.009	No
WWAN + WLAN Main + WLAN AUX + RFID											
LTE Band 5	MAIN	1	46.8	-136.2	-180.6	0.719	No1+No2	1.055	74.810	0.014	No
WLAN5 GHz (U-NII-2c)	MAIN	2	104.4	-88.6	-177	0.336	No1+No3	1.544	213.934	0.009	No
WLAN5 GHz (U-NII-2c)+BT(WLAN side)	AUX	3	80.7	75	-177	0.825	No1+No4	1.544	208.730	0.009	No
WLAN5 GHz (U-NII-2c)+BT(BT side)	AUX	4	83.2	69.3	-177	0.825	No2+No3	1.161	165.308	0.008	No
							No2+No4	1.161	159.317	0.008	No
WWAN + WLAN Main + WLAN AUX + RFID											
LTE Band 5	MAIN	1	46.8	-136.2	-180.6	0.719	No1+No2	0.947	63.550	0.015	No
WLAN5 GHz (U-NII-3)	MAIN	2	89.2	-89	-177	0.228	No1+No3	1.565	213.891	0.009	No
WLAN5 GHz (U-NII-3)+BT(WLAN side)	AUX	3	86.2	74	-177	0.846	No1+No4	1.565	208.730	0.009	No
WLAN5 GHz (U-NII-3)+BT(BT side)	AUX	4	83.2	69.3	-177	0.846	No2+No3	1.074	163.028	0.007	No
							No2+No4	1.074	158.414	0.007	No

16.2.1.6 LTE B7

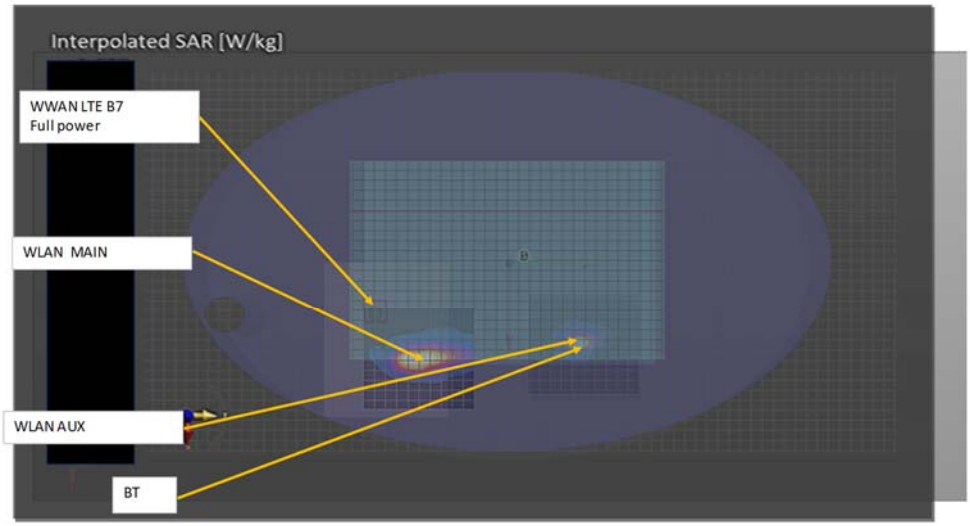

※Plot shows only worst-case scenario.

Mode	Ant	No	X (mm)	Y (mm)	Z (mm)	Scaled	Combinatio	Σ 1-g SAR (W/kg)	Calculated distance (mm)	SPLSR (≤ 0.04)	Volume Scan (Yes/No)
WWAN + WLAN Main + WLAN AUX + RFID											
LTE Band 7	MAIN	1	39.4	-132.4	-177	0.726	No1+No2	0.953	74.461	0.012	No
WLAN2.4 GHz	MAIN	2	99.1	-88	-174	0.227	No1+No3	1.566	206.065	0.010	No
WLAN2.4 GHz	AUX	3	82.9	69	-174.1	0.840	No2+No3	1.067	157.834	0.007	No
WWAN + WLAN Main + WLAN AUX + RFID											
LTE Band 7	MAIN	1	39.4	-132.4	-177	0.726	No1+No2	1.016	64.771	0.016	No
WLAN5 GHz (U-NII-2a)	MAIN	2	85.1	-86.5	-177	0.290	No1+No3	1.648	207.223	0.010	No
WLAN5 GHz (U-NII-2a)+BT(WLAN side)	AUX	3	89.4	68.7	-177	0.922	No1+No4	1.648	206.401	0.010	No
WLAN5 GHz (U-NII-2a)+BT(BT side)	AUX	4	83.2	69.3	-177	0.922	No2+No3	1.212	155.260	0.009	No
							No2+No4	1.212	155.812	0.009	No
WWAN + WLAN Main + WLAN AUX + RFID											
LTE Band 7	MAIN	1	39.4	-132.4	-177	0.726	No1+No2	1.062	78.380	0.014	No
WLAN5 GHz (U-NII-2c)	MAIN	2	104.4	-88.6	-177	0.336	No1+No3	1.551	211.472	0.009	No
WLAN5 GHz (U-NII-2c)+BT(WLAN side)	AUX	3	80.7	75	-177	0.825	No1+No4	1.551	206.401	0.009	No
WLAN5 GHz (U-NII-2c)+BT(BT side)	AUX	4	83.2	69.3	-177	0.825	No2+No3	1.161	165.308	0.008	No
							No2+No4	1.161	159.317	0.008	No
WWAN + WLAN Main + WLAN AUX + RFID											
LTE Band 7	MAIN	1	39.4	-132.4	-177	0.726	No1+No2	0.954	66.058	0.014	No
WLAN5 GHz (U-NII-3)	MAIN	2	89.2	-89	-177	0.228	No1+No3	1.572	211.639	0.009	No
WLAN5 GHz (U-NII-3)+BT(WLAN side)	AUX	3	86.2	74	-177	0.846	No1+No4	1.572	206.401	0.010	No
WLAN5 GHz (U-NII-3)+BT(BT side)	AUX	4	83.2	69.3	-177	0.846	No2+No3	1.074	163.028	0.007	No
							No2+No4	1.074	158.414	0.007	No

16.2.1.7 LTE B12

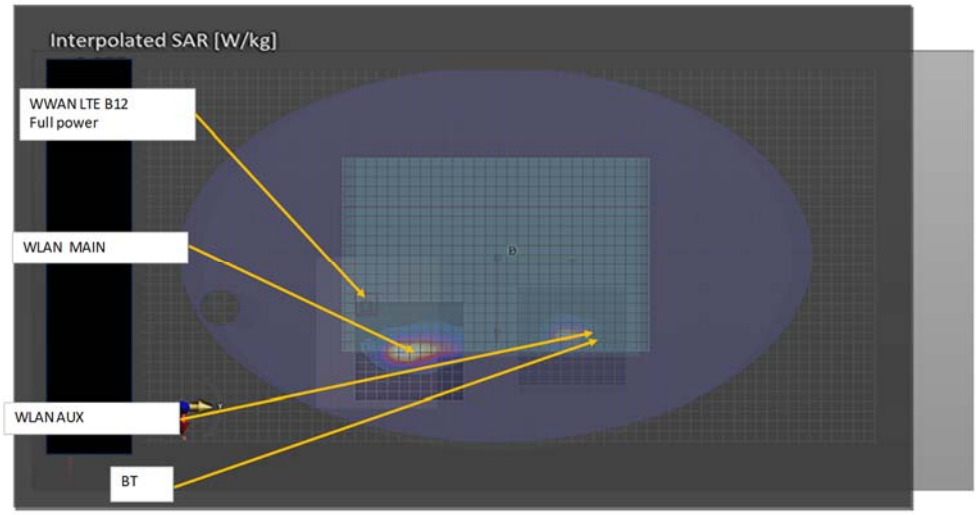

※Plot shows only worst-case scenario.

Mode	Ant	No	X (mm)	Y (mm)	Z (mm)	Scaled	Combination	Σ 1-g SAR (W/kg)	Calculated distance (mm)	SPLSR (≤ 0.04)	Volume Scan (Yes/No)
WWAN + WLAN Main + WLAN AUX + RFID											
LTE Band 12	MAIN	1	67.7	-120.5	-180.3	0.432	No1+No2	0.722	38.336	0.016	No
WLAN5 GHz (U-NII-2a)	MAIN	2	85.1	-86.5	-177	0.290	No1+No3	1.354	190.469	0.008	No
WLAN5 GHz (U-NII-2a)+BT(WLAN side)	AUX	3	89.4	68.7	-177	0.922	No1+No4	1.354	190.460	0.008	No
WLAN5 GHz (U-NII-2a)+BT(BT side)	AUX	4	83.2	69.3	-177	0.922	No2+No3	1.212	155.260	0.009	No
							No2+No4	1.212	155.812	0.009	No

16.2.1.8 LTE B13

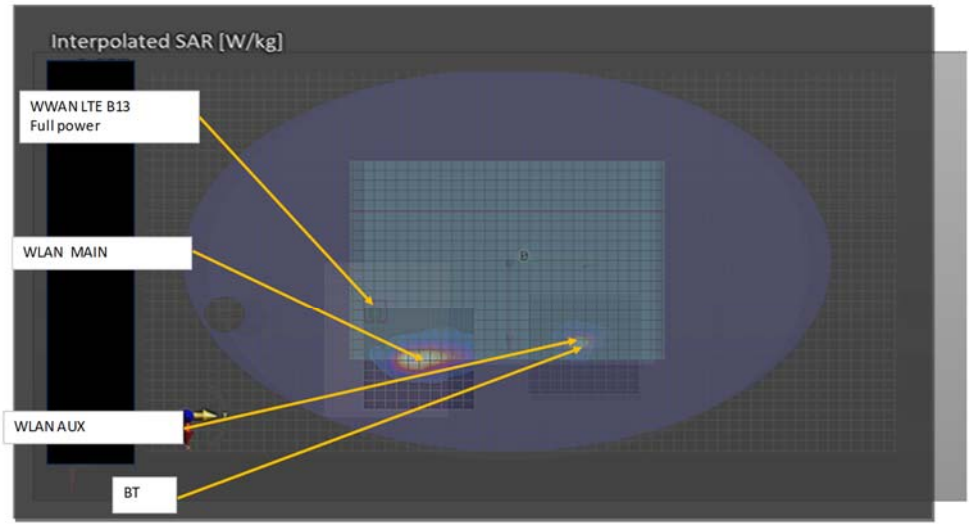

※Plot shows only worst-case scenario.

Mode	Ant	No	X (mm)	Y (mm)	Z (mm)	Scaled	Combinatio	Σ 1-g SAR (W/kg)	Calculated distance (mm)	SPLSR (≤ 0.04)	Volume Scan (Yes/No)
WWAN + WLAN Main + WLAN AUX + RFID											
LTE Band 13	MAIN	1	51.2	-132.1	-180.6	0.678	No1+No2	0.905	65.443	0.013	No
WLAN2.4 GHz	MAIN	2	99.1	-88	-174	0.227	No1+No3	1.518	203.687	0.009	No
WLAN2.4 GHz	AUX	3	82.9	69	-174.1	0.840	No2+No3	1.067	157.834	0.007	No
WWAN + WLAN Main + WLAN AUX + RFID											
LTE Band 13	MAIN	1	51.2	-132.1	-180.6	0.678	No1+No2	0.968	56.934	0.017	No
WLAN5 GHz (U-NII-2a)	MAIN	2	85.1	-86.5	-177	0.290	No1+No3	1.600	204.433	0.010	No
WLAN5 GHz (U-NII-2a)+BT(WLAN side)	AUX	3	89.4	68.7	-177	0.922	No1+No4	1.600	203.958	0.010	No
WLAN5 GHz (U-NII-2a)+BT(BT side)	AUX	4	83.2	69.3	-177	0.922	No2+No3	1.212	155.260	0.009	No
							No2+No4	1.212	155.812	0.009	No
WWAN + WLAN Main + WLAN AUX + RFID											
LTE Band 13	MAIN	1	51.2	-132.1	-180.6	0.678	No1+No2	1.014	68.815	0.015	No
WLAN5 GHz (U-NII-2c)	MAIN	2	104.4	-88.6	-177	0.336	No1+No3	1.503	209.221	0.009	No
WLAN5 GHz (U-NII-2c)+BT(WLAN side)	AUX	3	80.7	75	-177	0.825	No1+No4	1.503	203.958	0.009	No
WLAN5 GHz (U-NII-2c)+BT(BT side)	AUX	4	83.2	69.3	-177	0.825	No2+No3	1.161	165.308	0.008	No
							No2+No4	1.161	159.317	0.008	No
WWAN + WLAN Main + WLAN AUX + RFID											
LTE Band 13	MAIN	1	51.2	-132.1	-180.6	0.678	No1+No2	0.906	57.572	0.015	No
WLAN5 GHz (U-NII-3)	MAIN	2	89.2	-89	-177	0.228	No1+No3	1.524	209.082	0.009	No
WLAN5 GHz (U-NII-3)+BT(WLAN side)	AUX	3	86.2	74	-177	0.846	No1+No4	1.524	203.958	0.009	No
WLAN5 GHz (U-NII-3)+BT(BT side)	AUX	4	83.2	69.3	-177	0.846	No2+No3	1.074	163.028	0.007	No
							No2+No4	1.074	158.414	0.007	No

16.2.1.9 LTE B14

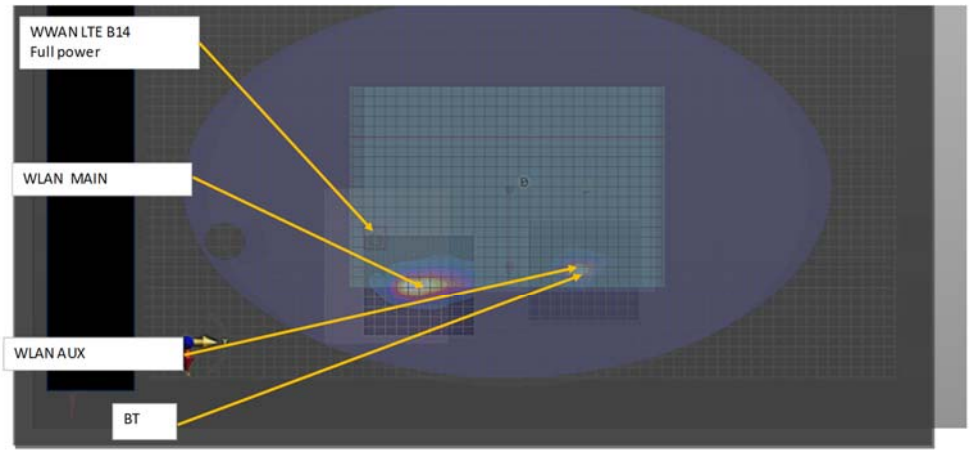

※Plot shows only worst-case scenario.

Mode	Ant	No	X (mm)	Y (mm)	Z (mm)	Scaled	Combinatio	Σ 1-g SAR (W/kg)	Calculated distance (mm)	SPLSR (≤ 0.04)	Volume Scan (Yes/No)
WWAN + WLAN Main + WLAN AUX + RFID											
LTE Band 14	MAIN	1	50.3	-131.4	-180.6	0.697	No1+No2	0.924	65.640	0.014	No
WLAN2.4 GHz	MAIN	2	99.1	-88	-174	0.227	No1+No3	1.537	203.138	0.009	No
WLAN2.4 GHz	AUX	3	82.9	69	-174.1	0.840	No2+No3	1.067	157.834	0.007	No
WWAN + WLAN Main + WLAN AUX + RFID											
LTE Band 14	MAIN	1	50.3	-131.4	-180.6	0.697	No1+No2	0.987	56.921	0.017	No
WLAN5 GHz (U-NII-2a)	MAIN	2	85.1	-86.5	-177	0.290	No1+No3	1.619	203.916	0.010	No
WLAN5 GHz (U-NII-2a)+BT(WLAN side)	AUX	3	89.4	68.7	-177	0.922	No1+No4	1.619	203.411	0.010	No
WLAN5 GHz (U-NII-2a)+BT(BT side)	AUX	4	83.2	69.3	-177	0.922	No2+No3	1.212	155.260	0.009	No
							No2+No4	1.212	155.812	0.009	No
WWAN + WLAN Main + WLAN AUX + RFID											
LTE Band 14	MAIN	1	50.3	-131.4	-180.6	0.697	No1+No2	1.033	69.077	0.015	No
WLAN5 GHz (U-NII-2c)	MAIN	2	104.4	-88.6	-177	0.336	No1+No3	1.522	208.658	0.009	No
WLAN5 GHz (U-NII-2c)+BT(WLAN side)	AUX	3	80.7	75	-177	0.825	No1+No4	1.522	203.411	0.009	No
WLAN5 GHz (U-NII-2c)+BT(BT side)	AUX	4	83.2	69.3	-177	0.825	No2+No3	1.161	165.308	0.008	No
							No2+No4	1.161	159.317	0.008	No
WWAN + WLAN Main + WLAN AUX + RFID											
LTE Band 14	MAIN	1	50.3	-131.4	-180.6	0.697	No1+No2	0.925	57.654	0.015	No
WLAN5 GHz (U-NII-3)	MAIN	2	89.2	-89	-177	0.228	No1+No3	1.543	208.545	0.009	No
WLAN5 GHz (U-NII-3)+BT(WLAN side)	AUX	3	86.2	74	-177	0.846	No1+No4	1.543	203.411	0.009	No
WLAN5 GHz (U-NII-3)+BT(BT side)	AUX	4	83.2	69.3	-177	0.846	No2+No3	1.074	163.028	0.007	No
							No2+No4	1.074	158.414	0.007	No

16.2.1.10 LTE B25

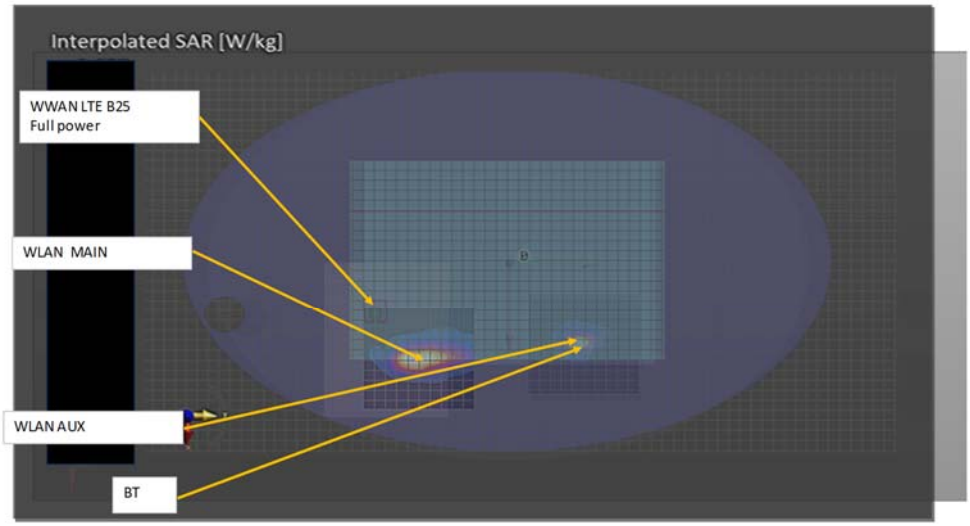

※Plot shows only worst-case scenario.

Mode	Ant	No	X (mm)	Y (mm)	Z (mm)	Scaled	Combinatio	Σ 1-g SAR (W/kg)	Calculated distance (mm)	SPLSR (≤ 0.04)	Volume Scan (Yes/No)
WWAN + WLAN Main + WLAN AUX + RFID											
LTE Band 25	MAIN	1	35.3	-132.8	-177	0.861	No1+No2	1.088	78.016	0.015	No
WLAN2.4 GHz	MAIN	2	99.1	-88	-174	0.227	No1+No3	1.701	207.358	0.011	No
WLAN2.4 GHz	AUX	3	82.9	69	-174.1	0.840	No2+No3	1.067	157.834	0.007	No
WWAN + WLAN Main + WLAN AUX + RFID											
LTE Band 25	MAIN	1	35.3	-132.8	-177	0.861	No1+No2	1.151	67.998	0.018	No
WLAN5 GHz (U-NII-2a)	MAIN	2	85.1	-86.5	-177	0.290	No1+No3	1.783	208.636	0.011	No
WLAN5 GHz (U-NII-2a)+BT(WLAN side)	AUX	3	89.4	68.7	-177	0.922	No1+No4	1.783	207.699	0.011	No
WLAN5 GHz (U-NII-2a)+BT(BT side)	AUX	4	83.2	69.3	-177	0.922	No2+No3	1.212	155.260	0.009	No
							No2+No4	1.212	155.812	0.009	No
WWAN + WLAN Main + WLAN AUX + RFID											
LTE Band 25	MAIN	1	35.3	-132.8	-177	0.861	No1+No2	1.197	82.027	0.016	No
WLAN5 GHz (U-NII-2c)	MAIN	2	104.4	-88.6	-177	0.336	No1+No3	1.686	212.702	0.010	No
WLAN5 GHz (U-NII-2c)+BT(WLAN side)	AUX	3	80.7	75	-177	0.825	No1+No4	1.686	207.699	0.011	No
WLAN5 GHz (U-NII-2c)+BT(BT side)	AUX	4	83.2	69.3	-177	0.825	No2+No3	1.161	165.308	0.008	No
							No2+No4	1.161	159.317	0.008	No
WWAN + WLAN Main + WLAN AUX + RFID											
LTE Band 25	MAIN	1	35.3	-132.8	-177	0.861	No1+No2	1.089	69.453	0.016	No
WLAN5 GHz (U-NII-3)	MAIN	2	89.2	-89	-177	0.228	No1+No3	1.707	212.972	0.010	No
WLAN5 GHz (U-NII-3)+BT(WLAN side)	AUX	3	86.2	74	-177	0.846	No1+No4	1.707	207.699	0.011	No
WLAN5 GHz (U-NII-3)+BT(BT side)	AUX	4	83.2	69.3	-177	0.846	No2+No3	1.074	163.028	0.007	No
							No2+No4	1.074	158.414	0.007	No

16.2.1.11 LTE B26

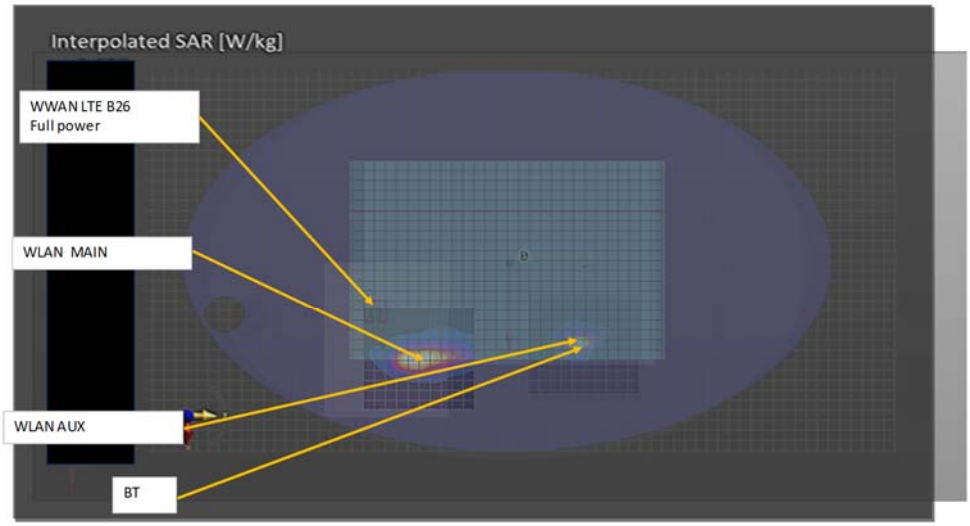

※Plot shows only worst-case scenario.

Mode	Ant	No	X (mm)	Y (mm)	Z (mm)	Scaled	Combinatio	Σ 1-g SAR (W/kg)	Calculated distance (mm)	SPLSR (≤ 0.04)	Volume Scan (Yes/No)
WWAN + WLAN Main + WLAN AUX + RFID											
LTE Band 26	MAIN	1	45.8	-137.2	-180.4	0.789	No1+No2	1.016	72.818	0.014	No
WLAN2.4 GHz	MAIN	2	99.1	-88	-174	0.227	No1+No3	1.629	209.606	0.010	No
WLAN2.4 GHz	AUX	3	82.9	69	-174.1	0.840	No2+No3	1.067	157.834	0.007	No
WWAN + WLAN Main + WLAN AUX + RFID											
LTE Band 26	MAIN	1	45.8	-137.2	-180.4	0.789	No1+No2	1.079	64.238	0.017	No
WLAN5 GHz (U-NII-2a)	MAIN	2	85.1	-86.5	-177	0.290	No1+No3	1.711	210.493	0.011	No
WLAN5 GHz (U-NII-2a)+BT(WLAN side)	AUX	3	89.4	68.7	-177	0.922	No1+No4	1.711	209.887	0.011	No
WLAN5 GHz (U-NII-2a)+BT(BT side)	AUX	4	83.2	69.3	-177	0.922	No2+No3	1.212	155.260	0.009	No
							No2+No4	1.212	155.812	0.009	No
WWAN + WLAN Main + WLAN AUX + RFID											
LTE Band 26	MAIN	1	45.8	-137.2	-180.4	0.789	No1+No2	1.125	76.207	0.016	No
WLAN5 GHz (U-NII-2c)	MAIN	2	104.4	-88.6	-177	0.336	No1+No3	1.614	215.078	0.010	No
WLAN5 GHz (U-NII-2c)+BT(WLAN side)	AUX	3	80.7	75	-177	0.825	No1+No4	1.614	209.887	0.010	No
WLAN5 GHz (U-NII-2c)+BT(BT side)	AUX	4	83.2	69.3	-177	0.825	No2+No3	1.161	165.308	0.008	No
							No2+No4	1.161	159.317	0.008	No
WWAN + WLAN Main + WLAN AUX + RFID											
LTE Band 26	MAIN	1	45.8	-137.2	-180.4	0.789	No1+No2	1.017	64.949	0.016	No
WLAN5 GHz (U-NII-3)	MAIN	2	89.2	-89	-177	0.228	No1+No3	1.635	215.056	0.010	No
WLAN5 GHz (U-NII-3)+BT(WLAN side)	AUX	3	86.2	74	-177	0.846	No1+No4	1.635	209.887	0.010	No
WLAN5 GHz (U-NII-3)+BT(BT side)	AUX	4	83.2	69.3	-177	0.846	No2+No3	1.074	163.028	0.007	No
							No2+No4	1.074	158.414	0.007	No

16.2.1.12 LTE B66

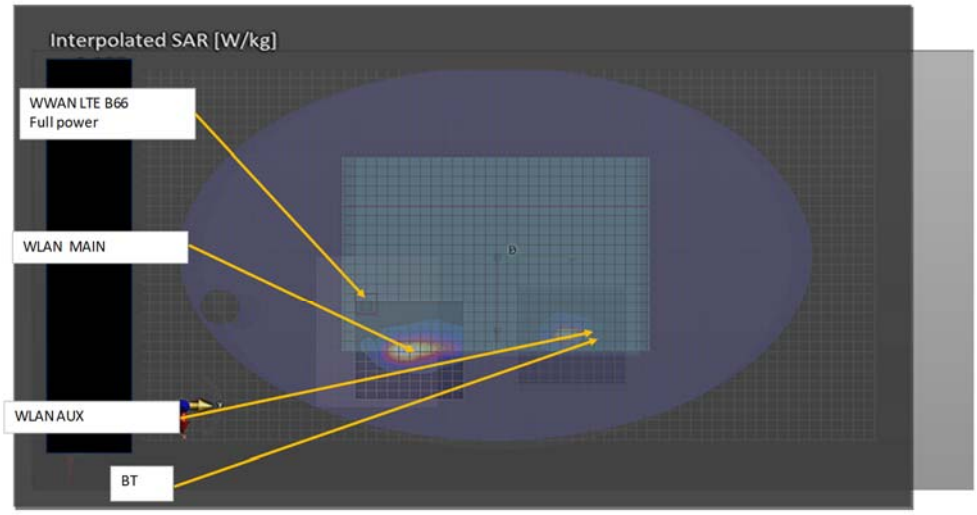

※Plot shows only worst-case scenario.

Mode	Ant	No	X (mm)	Y (mm)	Z (mm)	Scaled	Combination	Σ 1-g SAR (W/kg)	Calculated distance (mm)	SPLSR (≤ 0.04)	Volume Scan (Yes/No)
WWAN + WLAN Main + WLAN AUX + RFID											
LTE Band 66	MAIN	1	33	-134.8	-177	0.815	No1+No2	1.042	81.046	0.013	No
WLAN2.4 GHz	MAIN	2	99.1	-88	-174	0.227	No1+No3	1.655	209.840	0.010	No
WLAN2.4 GHz	AUX	3	82.9	69	-174.1	0.840	No2+No3	1.067	157.834	0.007	No
WWAN + WLAN Main + WLAN AUX + RFID											
LTE Band 66	MAIN	1	33	-134.8	-177	0.815	No1+No2	1.105	71.044	0.016	No
WLAN5 GHz (U-NII-2a)	MAIN	2	85.1	-86.5	-177	0.290	No1+No3	1.737	211.171	0.011	No
WLAN5 GHz (U-NII-2a)+BT(WLAN side)	AUX	3	89.4	68.7	-177	0.922	No1+No4	1.737	210.183	0.011	No
WLAN5 GHz (U-NII-2a)+BT(BT side)	AUX	4	83.2	69.3	-177	0.922	No2+No3	1.212	155.260	0.009	No
							No2+No4	1.212	155.812	0.009	No
WWAN + WLAN Main + WLAN AUX + RFID											
LTE Band 66	MAIN	1	33	-134.8	-177	0.815	No1+No2	1.151	85.044	0.015	No
WLAN5 GHz (U-NII-2c)	MAIN	2	104.4	-88.6	-177	0.336	No1+No3	1.640	215.154	0.010	No
WLAN5 GHz (U-NII-2c)+BT(WLAN side)	AUX	3	80.7	75	-177	0.825	No1+No4	1.640	210.183	0.010	No
WLAN5 GHz (U-NII-2c)+BT(BT side)	AUX	4	83.2	69.3	-177	0.825	No2+No3	1.161	165.308	0.008	No
							No2+No4	1.161	159.317	0.008	No
WWAN + WLAN Main + WLAN AUX + RFID											
LTE Band 66	MAIN	1	33	-134.8	-177	0.815	No1+No2	1.043	72.499	0.015	No
WLAN5 GHz (U-NII-3)	MAIN	2	89.2	-89	-177	0.228	No1+No3	1.661	215.471	0.010	No
WLAN5 GHz (U-NII-3)+BT(WLAN side)	AUX	3	86.2	74	-177	0.846	No1+No4	1.661	210.183	0.010	No
WLAN5 GHz (U-NII-3)+BT(BT side)	AUX	4	83.2	69.3	-177	0.846	No2+No3	1.074	163.028	0.007	No
							No2+No4	1.074	158.414	0.007	No

16.2.1.13 LTE B71

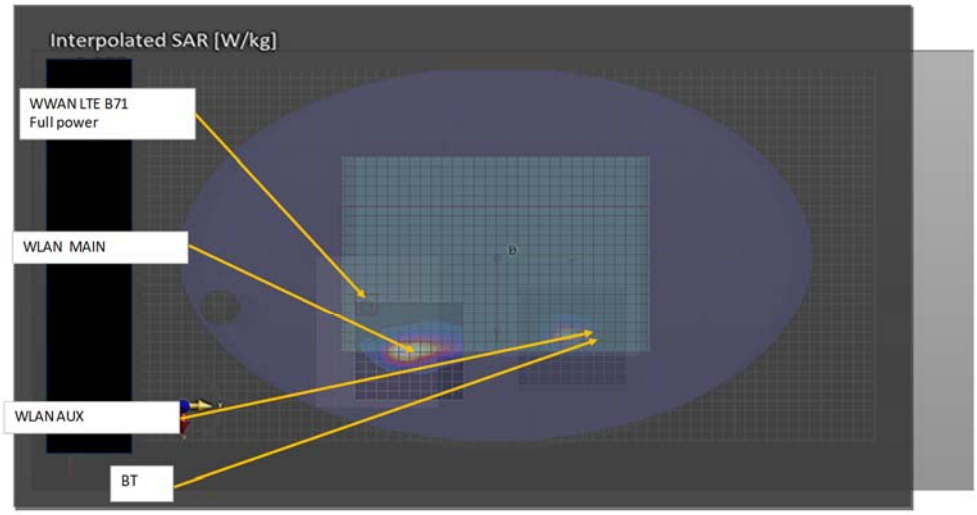

※Plot shows only worst-case scenario.

Mode	Ant	No	X (mm)	Y (mm)	Z (mm)	Scaled	Combination	Σ 1-g SAR (W/kg)	Calculated distance (mm)	SPLSR (≤ 0.04)	Volume Scan (Yes/No)
WWAN + WLAN Main + WLAN AUX + RFID											
LTE Band 71	MAIN	1	68.8	-117.9	-180.3	0.503	No1+No2	0.793	35.532	0.020	No
WLAN5 GHz (U-NII-2a)	MAIN	2	85.1	-86.5	-177	0.290	No1+No3	1.425	187.763	0.009	No
WLAN5 GHz (U-NII-2a)+BT(WLAN side)	AUX	3	89.4	68.7	-177	0.922	No1+No4	1.425	187.782	0.009	No
WLAN5 GHz (U-NII-2a)+BT(BT side)	AUX	4	83.2	69.3	-177	0.922	No2+No3	1.212	155.260	0.009	No
							No2+No4	1.212	155.812	0.009	No
WWAN + WLAN Main + WLAN AUX + RFID											
LTE Band 71	MAIN	1	68.8	-117.9	-180.3	0.503	No1+No2	0.839	46.225	0.017	No
WLAN5 GHz (U-NII-2c)	MAIN	2	104.4	-88.6	-177	0.336	No1+No3	1.328	193.295	0.008	No
WLAN5 GHz (U-NII-2c)+BT(WLAN side)	AUX	3	80.7	75	-177	0.825	No1+No4	1.328	187.782	0.008	No
WLAN5 GHz (U-NII-2c)+BT(BT side)	AUX	4	83.2	69.3	-177	0.825	No2+No3	1.161	165.308	0.008	No
							No2+No4	1.161	159.317	0.008	No

16.3 Total exposure ratio (TER)

Either SAR-based or MPE-based exemption may be considered for test exemption for fixed, mobile, or portable device exposure conditions; therefore, the contributions from each exemption in conjunction with the measured SAR ($Evaluated_k$ term) shall be used to determine exemption for simultaneous transmission according to Formula [repeated from § 1.1307(b)(3)(ii)(B)].

$$\sum_{i=1}^{a} \frac{Pi}{Pth,i} + \sum_{j=1}^{b} \frac{ERPj}{ERPth,j} + \sum_{k=1}^{c} \frac{Evaluatedk}{Exposure\ Limitk} \leq 1$$

Where:

a: number of fixed, mobile, or portable RF sources claiming exemption using the § 1.1307(b)(3)(i)(B) formula for Pth, including existing exempt transmitters and those being added.

b: number of fixed, mobile, or portable RF sources claiming exemption using the applicable § 1.1307(b)(3)(i)(C) Table 1 formula for Threshold ERP, including existing exempt transmitters and those being added.

c: number of existing fixed, mobile, or portable RF sources with known evaluation for the specified minimum distance.

P_i: the available maximum time-averaged power or the ERP, whichever is greater, for fixed, mobile, or portable RF source i at a distance between 0.5 cm and 40 cm (inclusive).

$P_{th,i}$: the exemption threshold power (Pth) according to the § 1.1307(b)(3)(i)(B) formula for fixed, mobile, or portable RF source i. Also, The Pth is described at section “SAR Exposure Conditions”

ERP_j: the available maximum time-averaged power or the ERP, whichever is greater, of fixed, mobile, or portable RF source j.

$ERP_{th,j}$: exemption threshold ERP for fixed, mobile, or portable RF source j, at a distance of at least λ/2π, according to the applicable § 1.1307(b)(3)(i)(C) Table 1 formula at the location in question.

$Evaluated_k$: the maximum reported SAR or MPE of fixed, mobile, or portable RF source k either in the device or at the transmitter site from an existing evaluation.

$Exposure\ Limit_k$: either the general population/uncontrolled maximum permissible exposure (MPE) or specific absorption rate (SAR) limit for each fixed, mobile, or portable sources, as applicable

Note
- ER: Exposure ratio
- WLAN, BT and RFID value is form FCCID: ACJ9TGWL23C.

16.4 TER calculation with WiFi 6E + WWAN

Ratio calculation:

- Sum of ratio $_{(WWAN + BT + RFID)}$ = SAR result (WWAN + RFID + BT) / (1.6 W / kg)
- Sum of ratio $_{(WLAN\ main + WLAN\ aux)}$ = (WLAN main ant PD result + WLAN aux ant PD result) / (1 mW / cm^2)

WWAN + RFID + BT

Test Position	Highest SAR	Ratio	RFID SAR	Ratio	Aux BT	Ratio	Sum of ratio
Edge1	0.677	0.423	0.000	0.000	0.024	0.015	0.438
Edge3	0.331	0.207	0.000	0.000	0.000	0.000	0.207
Edge4	0.928	0.580	0.000	0.000	0.000	0.000	0.580
Edge4 Reduction	0.976	0.610	0.000	0.000	0.000	0.000	0.610
Rear	0.648	0.405	0.033	0.021	0.113	0.071	0.496
Rear Reduction	0.416	0.260	0.033	0.021	0.113	0.071	0.351
Rear tilt (Edge 1 side)	0.861	0.538	0.000	0.000	0.135	0.084	0.623
Rear tilt (Edge 4 side)	1.027	0.642	0.000	0.000	0.000	0.000	0.642
Rear tilt (Edge 4 side) Reduction	0.678	0.424	0.000	0.000	0.000	0.000	0.424

WLAN(6E) + WLAN(6E)

TestPosition	Main ant	ratio	Aux ant	ratio	Sum of ratio
Edge1	*1.911*	0.191	*0.697*	0.070	0.261
Edge3	0.036	0.004	0.030	0.003	0.007
Edge4	0.150	0.015	0.016	0.002	0.017
Edge4 Reduction	0.150	0.015	0.016	0.002	0.017
Rear	*0.801*	0.080	*1.119*	0.112	0.192
Rear Reduction	*0.801*	0.080	*1.119*	0.112	0.192
Rear tilt (Edge 1 side)	*1.209*	0.121	*2.288*	0.229	0.350
Rear tilt (Edge 4 side)	0.651	0.065	0.136	0.014	0.079
Rear tilt (Edge 4 side) Reduction	0.651	0.065	0.136	0.014	0.079

TER
0.699
0.213
0.597
0.627
0.688
0.543
0.972
0.721
0.502

16.5 Conclusion

Complied since all TER is less than 1.

SECTION 17: Test instruments

For Output power measurement

LIMS ID	Description	Manufacturer	Model	Serial	Last Cal Date	Interval
141366	Attenuator	Weinschel Associates	WA56-20	56200213	2023/05/18	12
208186	Power Sensor	Rohde & Schwarz	NRP50S	101418	2023/06/28	12
141569	Thermo-Hygrometer	CUSTOM. Inc	CTH-201	3001	2023/07/18	12
196147	Directional Coupler	Agilent Technologies	87300B	MY39500119	2024/04/11	12
196372	UXM 5G Wireless Test Platform	Keysight Technologies Inc	E7515B	MY59321679	2024/02/15	12

For SAR measurement (1/2)

LIMS ID	Description	Manufacturer	Model	Serial	Last Cal Date	Interval
141484	Data Acquisition Electronics	Schmid & Partner Engineering AG	DAE4	1372	2024/03/12	12
141482	Data Acquisition Electronics	Schmid & Partner Engineering AG	DAE4	509	2023/08/04	12
141597	Dosimetric E-Field Probe	Schmid & Partner Engineering AG	EX3DV4	3825	2023/07/12	12
141479	Dipole Antenna	Schmid&Partner Engineering AG	D2600V2	1030	2022/03/18	24
141480	Dipole Antenna	Schmid&Partner Engineering AG	D750V3	1058	2021/05/11	36
151367	Dipole Antenna	Schmid & Partner Engineering AG	D3500V2	1052	2022/12/14	24
168521	cDASY6 Module SAR	Schmid & Partner Engineering AG	cDASY6 Module SAR	-	-	-
141483	Data Acquisition Electronics	Schmid & Partner Engineering AG	DAE4	1369	2023/05/23	12
141598	Dosimetric E-Field Probe	Schmid & Partner Engineering AG	EX3DV4	3917	2023/05/23	12
142484	Device holder	Schmid & Partner Engineering AG	Mounting device for transmitter	-	2023/11/17	12
142488	Device holder	Schmid & Partner Engineering AG	Mounting device for transmitter	-	2023/11/17	12
142489	Device holder	Schmid & Partner Engineering AG	Mounting device for transmitter	-	2023/11/17	12
88581	Thermo-Hygrometer	CUSTOM. Inc	CTH-201	-	2023/07/18	12
142247	SAR robot	Schmid & Partner Engineering AG	TX60 Lspeag	F10/5E3LA1/A/01	2024/04/30	12
141573	Digital thermometer	HANNA INSTRUMENTS	Checktemp 4	-	2023/07/18	12
142561	Dual Directional Coupler	Keysight Technologies Inc	778D	MY52180243	-	-
142248	SAR robot	Schmid & Partner Engineering AG	TX60 Lspeag	F13/5PP1D1/A/01	2024/04/30	12
141570	Thermo-Hygrometer	CUSTOM. Inc	CTH-201	3101	2023/07/18	12
141182	Dielectric assessment software	Schmid & Partner Engineering AG	DAK	-	-	-
173900	Software for MA24106A	Anritsu Corporation	Anritsu PowerXpert	-	-	-
141471	Dielectric assessment kit	Schmid & Partner Engineering AG	DAKS-3.5	0008	2023/04/17	12
142313	Attenuator	Telegrartner	J01156A0011	42294119	-	-
141551	Vector Reflectometer	Copper Mountain Technologies	PLANAR R140	0030913	2023/04/13	12
141574	Digital thermometer	LKM electronic	DTM3000	-	2023/07/18	12
141843	Power sensor	Anritsu Corporation	MA24106A	1026164	2024/03/15	12
141844	Power sensor	Anritsu Corporation	MA24106A	1031504	2024/03/15	12

For SAR measurement (2/2)

LIMS ID	Description	Manufacturer	Model	Serial	Last Cal Date	Interval
141875	Pre Amplifier	R&K	R&K CGA020M602-2633R	B30550	2023/06/27	12
176484	Head Simulating Liquid	Schmid & Partner Engineering AG	HBBL600-10000V6	SL AAH U16 BC	-	-
141181	Dasy5	Schmid & Partner Engineering AG	DASY5	-	-	-
142249	SAR robot	Schmid & Partner Engineering AG	TX60 Lspeag	F13/5PP1A1/A/01	2024/04/30	12
141890	Signal Generator	Keysight Technologies Inc	N5181A	MY47421098	2023/11/10	12
142559	Dual Directional Coupler	Hewlett Packard	772D	2839A0016	-	-
142865	Water, distilled	KISHIDA CHEMICAL Co.,Ltd.	020-85566	K70244M	-	-
141963	Dipole Antenna	Schmid&Partner Engineering AG	D835V2	4d149	2022/03/14	24
141964	Dipole Antenna	Schmid&Partner Engineering AG	D1750V2	1089	2022/03/15	24
141965	Dipole Antenna	Schmid&Partner Engineering AG	D1900V2	5d169	2022/03/15	24
141966	Dipole Antenna	Schmid & Partner Engineering AG	D1950V3	1149	2022/04/14	24
141311	Attenuator	Weinschel Associates	WA1-20-33	100131	2024/04/03	12
141808	Dual Power Meter	Keysight Technologies Inc	E4419B	MY45102060	2023/08/25	12
221492	Power sensor	Keysight Technologies Inc	E9300H	MY62080002	2023/08/25	12
221493	Power Sensor	Anritsu Corporation	MA24118A	2123074	2023/08/24	12
221497	Power Sensor	Anritsu Corporation	MA24118A	2123095	2023/08/24	12
141959	Radio Communication Analyzer	Anritsu Corporation	MT8821C	6201547850	-	-
173681	Radio Communication Analyzer	Anritsu Corporation	MT8821C	6261879781	-	-
244703	Thermo-Hygrometer	A & D	AD-5648A	1001	2024/01/25	12
244705	Thermo-Hygrometer	A & D	AD-5648A	1002	2024/01/25	12
244706	Thermo-Hygrometer	A & D	AD-5648A	1003	2024/01/25	12
142056	2mm Oval Flat Phantom	Schmid & Partner Engineering AG	QDOVA001BB	1045	2023/05/10	12
142057	2mm Oval Flat Phantom	Schmid&Partner Engineering AG	QDOVA001BB	1203	2023/05/10	12
142058	2mm Oval Flat Phantom	Schmid&Partner Engineering AG	QDOVA001BB	1207	2023/05/10	12
141865	Vector Reflectometer	Copper Mountain Technologies	PLANAR R140	0110614	2023/05/19	12
197379	Dielectric assessment kit	Schmid & Partner Engineering AG	DAKS-3.5	1058	2023/05/22	12

The expiration date of the calibration is the end of the expired month.
All equipment is calibrated with valid calibrations. Each measurement data is traceable to the national or international standards.

As for some calibrations performed after the tested dates, those test equipment have been controlled by means of an unbroken chains of calibrations.

SAR room is checked before every testing and ambient noise is <0.012 W/kg

SECTION 18: Appendixes

Refer to separated files for the following appendixes.

Appendix A: DUT and SAR Setup Photo

Appendix B: Antenna Dimensions & Separation Distances

Appendix C: Proximity Sensor Triggering

Appendix D: System check

Appendix E: SAR Measurement data

Appendix F: Calibration data

End of Report