8. PHOTOS OF TESTED EUT

Figure 8.1 Front View
Figure 8.2 Rear View of Basic Model KX-DP702
Figure 8.3 Rear View of Similar Model KX-DP701
Figure 8.4 Side View
Figure 8.5 Side View with Top Cover removed
Figure 8.6 Top View with Top Cover removed
Figure 8.7 Base Board, Component and Foil Side
Figure 8.8 CPU Board, Component and Foil Side
Figure 8.9 Video Board, Component and Foil Side
Figure 8.10 CCD Board, Component and Foil Side
Figure 8.11 AC Adaptor, outside view and internal view

Figure 8.1 Front View

Figure 8.2 Rear View of Basic Model KX-DP702

Figure 8.3 Rear View of Similar Model KX-DP701

Figure 8.4 Side View



Figure 8.5 Side View with Top Cover removed



Figure 8.6 Top View with Top Cover removed



Figure 8.7 Base Board, Component and Foil Side





Figure 8.8 CPU Board, Component and Foil Side





Figure 8.9 Video Board, Component and Foil Side





Figure 8.10 CCD Board, Component and Foil Side





Figure 8.11 AC Adaptor, outside view and internal view