FCC Test Report

FCC ID	:	**ACQ-MG3R**
Equipment	:	**Set Top Box**
Model No.	:	**MG3-R**
Brand Name	:	**TiVo**
Applicant	:	**ARRIS**
Address	:	**101 Tournament Drive, Horsham Pennsylvania, United States, 19044**
Standard	:	**47 CFR FCC Part 15.407**
Received Date	:	**Mar. 20, 2019**
Tested Date	:	**Apr. 23 ~ May 28, 2019**

We, International Certification Corp., would like to declare that the tested sample has been evaluated and in compliance with the requirement of the above standards. The test results contained in this report refer exclusively to the product. It may be duplicated completely for legal use with the approval of the applicant. It shall not be reproduced except in full without the written approval of our laboratory.

Reviewed by:

Along Chen / Assistant Manager

Approved by:

Gary Chang / Manager

Testing Laboratory 2732

Table of Contents

1 GENERAL DESCRIPTION 5

1.1 Information 5
1.2 Local Support Equipment List 10
1.3 Test Setup Chart 11
1.4 The Equipment List 13
1.5 Testing Applied Standards 14
1.6 Deviation from Test Standard and Measurement Procedure 14
1.7 Measurement Uncertainty 15

2 TEST CONFIGURATION 16

2.1 Testing Condition 16
2.2 The Worst Test Modes and Channel Details 16

3 TRANSMITTER TEST RESULTS 18

3.1 Conducted Emissions 18
3.2 Emission Bandwidth 27
3.3 RF Output Power 53
3.4 Peak Power Spectral Density 65
3.5 Transmitter Radiated and Band Edge Emissions 92
3.6 Frequency Stability 213

4 TEST LABORATORY INFORMATION 215

Release Record

Report No.	Version	Description	Issued Date
FR932003AN	Rev. 01	Initial issue	Jun. 10, 2019

Summary of Test Results

FCC Rules	Test Items	Measured	Result
15.207	Conducted Emissions	[dBuV]: 0.162MHz 48.82 (Margin -6.52dB) - AV	Pass
15.407(b) 15.209	Radiated Emissions	[dBuV/m at 3m]: 5505.00MHz 68.03 (Margin -0.17dB) - PK	Pass
15.407(a)	Emission Bandwidth	Meet the requirement of limit	Pass
15.407(e)	6dB bandwidth	Meet the requirement of limit	Pass
15.407(a)	RF Output Power	Max Power [dBm]: ***Non-beamforming mode*** 5150~5250MHz: 21.90 5250~5350MHz: 22.12 5470~5725MHz: 23.59 5725~5850MHz: 28.96 ***Beamforming mode*** 5150~5250MHz: 18.92 5250~5350MHz: 18.65 5470~5725MHz: 18.17 5725~5850MHz: 25.73	Pass
15.407(a)	Peak Power Spectral Density	Meet the requirement of limit	Pass
15.407(g)	Frequency Stability	Meet the requirement of limit	Pass
15.203	Antenna Requirement	Meet the requirement of limit	Pass

Declaration of Conformity:
The test results with all measurement uncertainty excluded are presented in accordance with the regulation limits or requirements declared by manufacturers.
Comments and Explanations:
The declared of product specification for EUT presented in the report are provided by the manufacturer, and the manufacturer takes all the responsibilities for the accuracy of product specification.

1 General Description

1.1 Information

1.1.1 Specification of the Equipment under Test (EUT)

RF General Information					
Frequency Range (MHz)	**IEEE Std. 802.11**	**Ch. Freq. (MHz)**	**Channel Number**	**Transmit Chains (N_{TX})**	**Data Rate / MCS**
5150-5250 5250-5350 5470-5725 5725-5850	a	5180-5240 5260-5320 5500-5720 5745-5825	36-48 [4] 52-64 [4] 100-144 [12] 149-165 [5]	4	6-54 Mbps
5150-5250 5250-5350 5470-5725 5725-5850	n (HT20)	5180-5240 5260-5320 5500-5720 5745-5825	36-48 [4] 52-64 [4] 100-144 [12] 149-165 [5]	4	MCS 0-31
5150-5250 5250-5350 5470-5725 5725-5850	n (HT40)	5190-5230 5270-5310 5510-5710 5755-5795	38-46 [2] 54-62 [2] 102-142 [6] 151-159 [2]	4	MCS 0-31
5150-5250 5250-5350 5470-5725 5725-5850	ac (VHT20)	5180-5240 5260-5320 5500-5720 5745-5825	36-48 [4] 52-64 [4] 100-144 [12] 149-165 [5]	4	MCS 0-9
5150-5250 5250-5350 5470-5725 5725-5850	ac (VHT40)	5190-5230 5270-5310 5510-5710 5755-5795	38-46 [2] 54-62 [2] 102-142 [6] 151-159 [2]	4	MCS 0-9
5150-5250 5250-5350 5470-5725 5725-5850	ac (VHT80)	5210 5290 5530~5690 5775	42 [1] 58 [1] 106-138 [3] 155 [1]	4	MCS 0-9
Note 1: RF output power specifies that Maximum Conducted Output Power. Note 2: 802.11a/n/ac uses a combination of OFDM-BPSK, QPSK, 16QAM, 64QAM, 256QAM modulation. Note 3: 802.11ac supports beamforming function.					

1.1.2 Antenna Details

Ant. No.	Model	Type	Connector	Operating Frequencies (MHz) / Antenna Gain (dBi)				
				2400~2483.5	5150~5250	5250~5350	5470~5725	5725~5850
1	M2420ARVSU_G115U	PIFA	UFL	3.2	4.1	4.7	5.1	5.1
2	M2420ARHSU_G55U	PIFA	UFL	3	4.9	4.2	5.3	5.5
3	M2420SDARVSU_G120U	PIFA	UFL	2.5	5.3	6	5.5	3
4	M2420SDARVSU_G270U	PIFA	UFL	2.8	4.5	4.5	4.2	2.8

1.1.3 Power Supply Type of Equipment under Test (EUT)

Power Supply Type	12Vdc from adapter

1.1.4 Accessories

Accessories		
No.	**Equipment**	**Description**
1	Adapter	Brand: TiVo Manufacturer: LITE-ON INC Model: PB-1300-3AR5 Power Rating: I/P: 100-120Vac, 1.0A, 60Hz O/P: 12Vdc, 2.5A Power Line: 1.8m non-shielded without core
2	Adapter	Brand: TiVo Manufacturer: NETBIT ELECTRONICS LTD. Model: NBS36E120250VU Power Rating: I/P: 100-120Vac, 60Hz, 0.8A O/P: 12.0Vdc, 2.5A Power Line: 1.8m non-shielded without core
3	HDMI cable	1.8m shielded without core
4	HDD	Brand: SEAGATE Model: ST2000VT000 Product: Video 2.5 HDD
5	Remote Control	Brand: REMOTESOLUTION CO.,LTD Model: SBOM_03031_000
6	AA Battery for Remote Control	1.5Vdc *2

1.1.5 Channel List

802.11 a / HT20 / VHT20		HT40 / VHT40	
Channel	**Frequency(MHz)**	**Channel**	**Frequency(MHz)**
36	5180	38	5190
40	5200	46	5230
44	5220	54	5270
48	5240	62	5310
52	5260	102	5510
56	5280	110	5550
60	5300	118	5590
64	5320	126	5630
100	5500	134	5670
104	5520	142	5710
108	5540	151	5755
112	5560	159	5795
116	5580	**VHT80**	
120	5600	42	5210
124	5620	58	5290
128	5640	106	5530
132	5660	122	5610
136	5680	138	5690
140	5700	155	5775
144	5720	---	---
149	5745	---	---
153	5765	---	---
157	5785	---	---
161	5805	---	---
165	5825	---	---

1.1.6 Test Tool and Duty Cycle

Test Tool	Non-beamforming :Mtool, V3.1.0.3 Beamforming: Putty, V0.6				
Duty Cycle and Duty Factor	Mode	Non-beamforming		Beamforming	
		Duty cycle (%)	Duty factor (dB)	Duty cycle (%)	Duty factor (dB)
	11a	95.70%	0.19	---	---
	VHT20	99.63%	0.02	96.53%	0.15
	VHT40	98.67%	0.06	---	---
	VHT80	96.00%	0.18	---	---

1.1.7 Power Index of Test Tool

Modulation Mode	Test Frequency (MHz)	Power Index	
		Non-Beamforming	Beamforming
11a	5180	48	---
11a	5200	48	---
11a	5240	48	---
11a	5260	48	---
11a	5300	48	---
11a	5320	48	---
11a	5500	48	---
11a	5580	48	---
11a	5700	48	---
11a	5720	48	---
11a	5745	86	---
11a	5785	86	---
11a	5825	86	---

Modulation Mode	Test Frequency (MHz)	Power Index	
		Non-Beamforming	Beamforming
VHT20	5180	48	48
VHT20	5200	48	48
VHT20	5240	48	48
VHT20	5260	48	48
VHT20	5300	48	48
VHT20	5320	48	48
VHT20	5500	48	44
VHT20	5580	48	44
VHT20	5700	48	46
VHT20	5720	48	46
VHT20	5745	86	76
VHT20	5785	86	78
VHT20	5825	86	80
VHT40	5190	60	36
VHT40	5230	60	36
VHT40	5270	62	38
VHT40	5310	62	38
VHT40	5510	58	34
VHT40	5590	62	38
VHT40	5670	62	38
VHT40	5710	62	38
VHT40	5755	91	67
VHT40	5795	91	67
VHT80	5210	58	34
VHT80	5290	52	28
VHT80	5530	56	32
VHT80	5610	68	44
VHT80	5690	68	44
VHT80	5775	80	56

1.2 Local Support Equipment List

Non-beamforming mode

Support Equipment List					
No.	**Equipment**	**Brand**	**Model**	**FCC ID**	**Remarks**
1	Notebook	DELL	Latitude E6440	DoC	---
2	TV	CHIMEI	TL-24LF500D	---	---
3	USB Flash	Kingston	DTSE9	---	---
4	USB Flash	Kingston	DTSE9	---	---

Beamforming mode

Support Equipment List					
No.	**Equipment**	**Brand**	**Model**	**FCC ID**	**Remarks**
1	Notebook	DELL	Latitude E6440	DoC	---
2	TV	CHIMEI	TL-24LF500D	---	---
3	USB Flash	Kingston	DTSE9	---	---
4	USB Flash	Kingston	DTSE9	---	---
5	Notebook	DELL	Latitude E5470	DoC	---
6	BF Client	TiVo	MG3-R	---	Provided by applicant.

1.3 Test Setup Chart

Non-beamforming mode

Test Setup Diagram
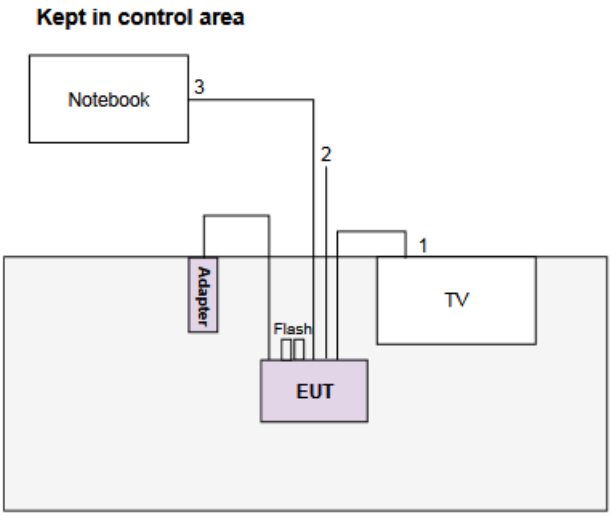

No.	Signal cable / Length (m)
1	HDMI, 1.8m shielded.
2	Fiber, 1.2m non-shielded.
3	RJ45, 10m non-shielded.

Beamforming mode

Test Setup Diagram

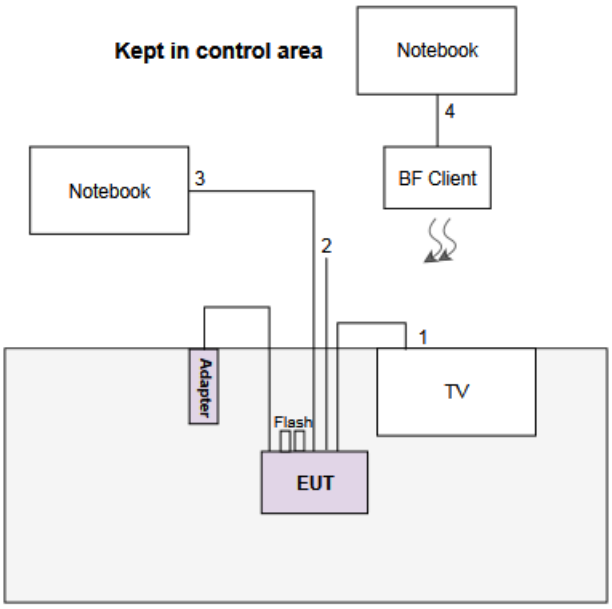

No.	Signal cable / Length (m)
1	HDMI, 1.8m shielded.
2	Fiber, 1.2m non-shielded.
3	RJ45, 10m non-shielded.
4	RJ45, 1m non-shielded.

1.4 The Equipment List

Test Item	Conducted Emission				
Test Site	Conduction room 1 / (CO01-WS)				
Instrument	**Manufacturer**	**Model No.**	**Serial No.**	**Calibration Date**	**Calibration Until**
Receiver	R&S	ESR3	101657	Jan. 08, 2019	Jan. 07, 2020
LISN	SCHWARZBECK	Schwarzbeck 8127	8127-667	Nov. 05, 2018	Nov. 04, 2019
LISN (Support Unit)	SCHWARZBECK	Schwarzbeck 8127	8127-666	Nov. 29, 2018	Nov. 28, 2019
RF Cable-CON	Woken	CFD200-NL	CFD200-NL-001	Oct. 23, 2018	Oct. 23, 2019
50 ohm terminal (Support Unit)	NA	50	02	Apr. 19, 2019	Apr. 18, 2020
Measurement Software	AUDIX	e3	6.120210k	NA	NA
Note: Calibration Interval of instruments listed above is one year.					

Test Item	Radiated Emission				
Test Site	966 chamber 3 / (03CH03-WS)				
Instrument	**Manufacturer**	**Model No.**	**Serial No.**	**Calibration Date**	**Calibration Until**
Spectrum Analyzer	R&S	FSV40	101499	Jan. 07, 2019	Jan. 06, 2020
Receiver	R&S	ESR3	101658	Dec. 11, 2018	Dec. 10, 2019
Bilog Antenna	SCHWARZBECK	VULB9168	VULB9168-685	Apr. 17, 2019	Apr. 16, 2020
Horn Antenna 1G-18G	SCHWARZBECK	BBHA 9120 D	BBHA 9120 D 1206	Jan. 07, 2019	Jan. 06, 2020
Horn Antenna 18G-40G	SCHWARZBECK	BBHA 9170	BBHA 9170517	Nov. 15, 2018	Nov. 14, 2019
Loop Antenna	R&S	HFH2-Z2	100330	Nov. 09, 2018	Nov. 08, 2019
Loop Antenna Cable	KOAX KABEL	101354-BW	101354-BW	Oct. 08, 2018	Oct. 07, 2019
Preamplifier	EMC	EMC02325	980187	Aug. 24, 2018	Aug. 23, 2019
Preamplifier	Agilent	83017A	MY53270014	Aug. 09, 2018	Aug. 08, 2019
Preamplifier	EMC	EMC184045B	980192	Aug. 09, 2018	Aug. 08, 2019
RF cable-3M	HUBER+SUHNER	SUCOFLEX104	MY22620/**4**	Oct. 01, 2018	Sep. 30, 2019
RF cable-8M	EMC	EMC104-SM-SM-8000	181107	Oct. 01, 2018	Sep. 30, 2019
RF cable-1M	HUBER+SUHNER	SUCOFLEX104	MY22624/4	Oct. 01, 2018	Sep. 30, 2019
LF cable-0.8M	EMC	EMC8D-NM-NM-800	EMC8D-NM-NM-800-001	Oct. 01, 2018	Sep. 30, 2019
LF cable-3M	EMC	EMC8D-NM-NM-3000	131103	Oct. 01, 2018	Sep. 30, 2019
LF cable-13M	EMC	EMC8D-NM-NM-13000	131104	Oct. 01, 2018	Sep. 30, 2019
Measurement Software	AUDIX	e3	6.120210g	NA	NA
Note: Calibration Interval of instruments listed above is one year.					

Test Item	RF Conducted				
Test Site	(TH01-WS)				
Instrument	Manufacturer	Model No.	Serial No.	Calibration Date	Calibration Until
Spectrum Analyzer	R&S	FSV40	101063	Apr. 17, 2019	Apr. 16, 2020
TEMP&HUMIDITY CHAMBER	GIANT FORCE	GCT-225-40-SP-SD	MAF1212-002	Dec. 05, 2018	Dec. 04, 2019
Power Meter	Anritsu	ML2495A	1241002	Oct. 09, 2018	Oct. 08, 2019
Power Sensor	Anritsu	MA2411B	1207366	Oct. 09, 2018	Oct. 08, 2019
AC POWER SOURCE	APC	AFC-500W	F312060012	Nov. 29, 2018	Nov. 28, 2019
Measurement Software	Sporton	Sporton_1	1.3.30	NA	NA
Note: Calibration Interval of instruments listed above is one year.					

1.5 Testing Applied Standards

According to the specification of EUT, the EUT must comply with following standards and KDB documents.

47 CFR FCC Part 15.407
ANSI C63.10-2013
FCC KDB 789033 D02 General UNII Test Procedures New Rules v02r01
FCC KDB 662911 D01 Multiple Transmitter Output v02r01
FCC KDB 412172 D01 Determining ERP and EIRP v01r01

1.6 Deviation from Test Standard and Measurement Procedure

None

1.7 Measurement Uncertainty

ISO/IEC 17025 requires that an estimate of the measurement uncertainties associated with the emissions test results be included in the report. The measurement uncertainties given below are based on a 95% confidence level (based on a coverage factor (k=2)

Measurement Uncertainty	
Parameters	**Uncertainty**
Bandwidth	±34.130 Hz
Conducted power	±0.808 dB
Frequency error	$\pm 1 \times 10^{-9}$
Power density	±0.583 dB
Conducted emission	±2.715 dB
AC conducted emission	±2.92 dB
Radiated emission ≤ 1GHz	±3.96 dB
Radiated emission > 1GHz	±4.51 dB
Time	±0.1%
Temperature	±0.4 ^{o}C

2 Test Configuration

2.1 Testing Condition

Test Item	Test Site	Ambient Condition	Tested By
AC Conduction	CO01-WS	24°C / 65%	Alex Tsai
Radiated Emissions	03CH03-WS	24-25°C / 62-64%	Roger Lu
RF Conducted	TH01-WS	22°C / 66%	Aska Huang

- FCC Designation No.: TW0009
- FCC site registration No.: 207696
- ISED#: 10807A
- CAB identifier: TW2732

2.2 The Worst Test Modes and Channel Details

Non-beamforming mode

Frequency band 5150~5250 MHz / 5250~5350 MHz / 5470~5725 MHz				
Test item	**Modulation Mode**	**Test Frequency (MHz)**	**Data Rate (Mbps) / MCS**	**Test Configuration**
Conducted Emissions	VHT80	5690	MCS 0	---
Radiated Emissions ≤1GHz	VHT80	5690	MCS 0	---
RF Output Power Radiated Emissions >1GHz Emission Bandwidth Peak Power Spectral Density	11a	5180 / 5200 / 5240 / 5260 / 5300 5320 / 5500 / 5580 / 5700 / 5720	6 Mbps	---
	VHT20	5180 / 5200 / 5240 / 5260 / 5300 5320 / 5500 / 5580 / 5700 / 5720	MCS 0	
	VHT40	5190 / 5230/ 5270 / 5310 / 5510 5590 / 5670 / 5710	MCS 0	
	VHT80	5210 / 5290 / 5530 / 5610 / 5690	MCS 0	
Frequency Stability	Un-modulation	5300	---	---
Frequency band 5725-5850 MHz				
Test item	**Modulation Mode**	**Test Frequency (MHz)**	**Data Rate (Mbps) / MCS**	**Test Configuration**
Conducted Emissions	VHT40	5755	MCS 0	---
Radiated Emissions ≤1GHz	VHT40	5755	MCS 0	---
RF Output Power Radiated Emissions >1GHz Emission Bandwidth 6dB bandwidth Peak Power Spectral Density	11a	5745 / 5785 / 5825	6 Mbps	---
	VHT20	5745 / 5785 / 5825	MCS 0	
	VHT40	5755 / 5795	MCS 0	
	VHT80	5775	MCS 0	
Frequency Stability	Un-modulation	5785	---	---
NOTE: Two adapters (LITE-ON & NETBIT) had been covered during the pretest and found that **NETBIT** adapter was the worst case for radiated emission test and **LITE-ON** adapter was the worst case for conducted emission test.				

Beamforming mode

Frequency band 5150~5250 MHz / 5250~5350 MHz / 5470~5725 MHz				
Test item	**Modulation Mode**	**Test Frequency (MHz)**	**Data Rate (Mbps) / MCS**	**Test Configuration**
Conducted Emissions	VHT20	5240	MCS 0	---
Radiated Emissions ≤1GHz	VHT20	5240	MCS 0	---
RF Output Power	VHT20	5180 / 5200 / 5240 / 5260 / 5300 5320 / 5500 / 5580 / 5700 / 5720	MCS 0	---
	VHT40	5190 / 5230/ 5270 / 5310 / 5510 5590 / 5670 / 5710	MCS 0	---
	VHT80	5210 / 5290 / 5530 / 5610 / 5690	MCS 0	---
Radiated Emissions >1GHz Emission Bandwidth Peak Power Spectral Density	VHT20	5180 / 5200 / 5240 / 5260 / 5300 5320 / 5500 / 5580 / 5700 / 5720	MCS 0	---
Frequency band 5725-5850 MHz				
Test item	**Modulation Mode**	**Test Frequency (MHz)**	**Data Rate (Mbps) / MCS**	**Test Configuration**
Conducted Emissions	VHT20	5785	MCS 0	---
Radiated Emissions ≤1GHz	VHT20	5785	MCS 0	---
RF Output Power	VHT20	5745 / 5785 / 5825	MCS 0	---
	VHT40	5755 / 5795	MCS 0	---
	VHT80	5775	MCS 0	---
Radiated Emissions >1GHz Emission Bandwidth 6dB bandwidth Peak Power Spectral Density	VHT20	5745 / 5785 / 5825	MCS 0	---

NOTE:

1. Two adapters (LITE-ON & NETBIT) had been covered during the pretest and found that **NETBIT** adapter was the worst case for radiated emission test and **LITE-ON** adapter was the worst case for conducted emission test.
2. VHT40 / 80 mode of beamforming mode is not tested for other items since the output power is lower 6.02 dB than VHT40 / 80 mode of non-beamforming mode.

3 Transmitter Test Results

3.1 Conducted Emissions

3.1.1 Limit of Conducted Emissions

Conducted Emissions Limit		
Frequency Emission (MHz)	**Quasi-Peak**	**Average**
0.15-0.5	66 - 56 *	56 - 46 *
0.5-5	56	46
5-30	60	50
Note 1: * Decreases with the logarithm of the frequency.		

3.1.2 Test Procedures

1. The device is placed on a test table, raised 80 cm above the reference ground plane. The vertical conducting plane is located 40 cm to the rear of the device.
2. The device is connected to line impedance stabilization network (LISN) and other accessories are connected to other LISN. Measured levels of AC power line conducted emission are across the 50 Ω LISN port.
3. AC conducted emission measurements is made over frequency range from 150 kHz to 30 MHz.
4. This measurement was performed with AC 120V/60Hz

3.1.3 Test Setup

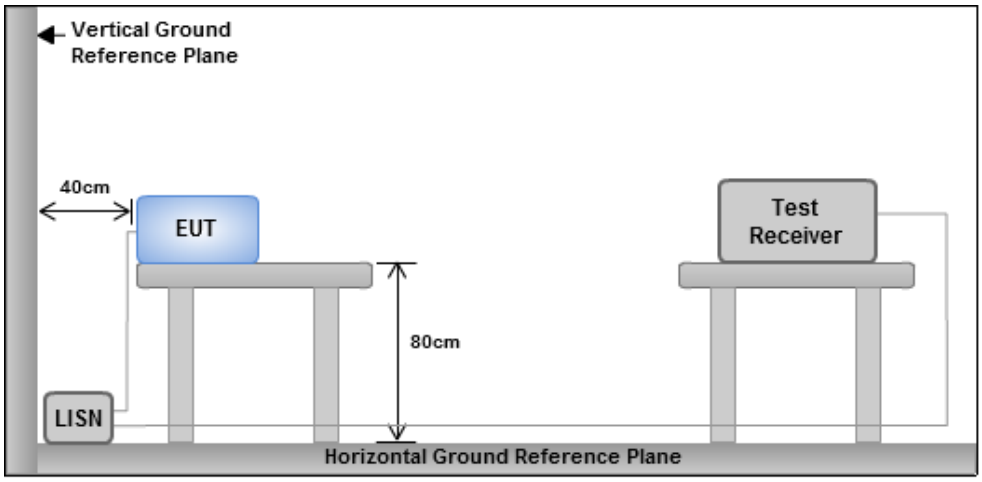

Note: 1. Support units were connected to second LISN.
2. Both of LISNs (AMN) are 80 cm from EUT and at least 80 cm from other units and other metal planes

3.1.4 Test Result of Conducted Emissions

Non-beamforming mode

Modulation	VHT80	**Test Freq. (MHz)**	5690
Power Phase	Line		

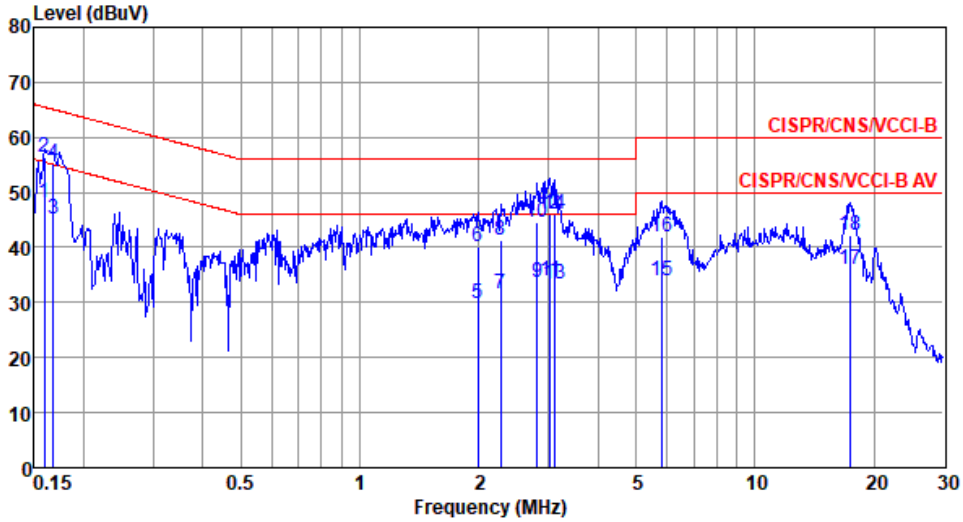

	Freq MHz	Level dBuV	Limit Line dBuV	Over Limit dB	Read Level dBuV	LISN factor dB	cable loss dB	Remark
1*	0.159	48.24	55.52	-7.28	38.53	9.53	0.05	Average
2	0.159	56.50	65.52	-9.02	46.79	9.53	0.05	QP
3	0.168	45.31	55.08	-9.77	35.57	9.53	0.06	Average
4	0.168	55.22	65.08	-9.86	45.48	9.53	0.06	QP
5	1.991	29.75	46.00	-16.25	19.63	9.60	0.16	Average
6	1.991	40.20	56.00	-15.80	30.08	9.60	0.16	QP
7	2.273	31.63	46.00	-14.37	21.49	9.60	0.18	Average
8	2.273	41.47	56.00	-14.53	31.33	9.60	0.18	QP
9	2.809	33.55	46.00	-12.45	23.36	9.60	0.22	Average
10	2.809	44.56	56.00	-11.44	34.37	9.60	0.22	QP
11	3.025	34.05	46.00	-11.95	23.84	9.61	0.23	Average
12	3.025	46.02	56.00	-9.98	35.81	9.61	0.23	QP
13	3.107	33.44	46.00	-12.56	23.22	9.61	0.24	Average
14	3.107	45.91	56.00	-10.09	35.69	9.61	0.24	QP
15	5.836	34.05	50.00	-15.95	23.68	9.63	0.35	Average
16	5.836	41.95	60.00	-18.05	31.58	9.63	0.35	QP
17	17.475	35.92	50.00	-14.08	25.14	9.66	0.58	Average
18	17.475	42.21	60.00	-17.79	31.43	9.66	0.58	QP

Note 1: Level (dBuV) = Read Level (dBuV) + LISN Factor (dB) + Cable Loss (dB).
2: Over Limit (dB) = Level (dBuV) – Limit Line (dBuV).

Modulation	VHT80	Test Freq. (MHz)	5690
Power Phase	Neutral		

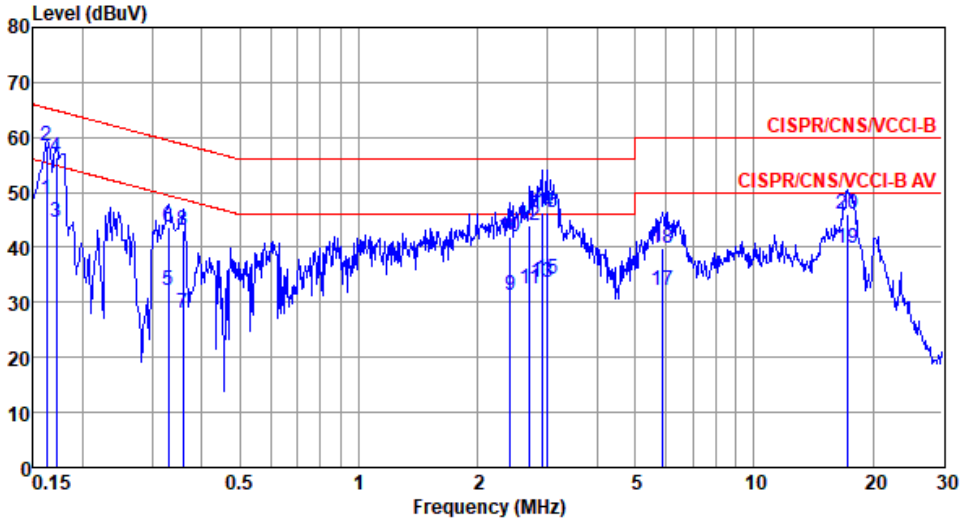

	Freq MHz	Level dBuV	Limit Line dBuV	Over Limit dB	Read Level dBuV	LISN factor dB	cable loss dB	Remark
1*	0.162	48.82	55.34	-6.52	39.07	9.57	0.06	Average
2	0.162	58.52	65.34	-6.82	48.77	9.57	0.06	QP
3	0.171	44.59	54.90	-10.31	34.84	9.57	0.06	Average
4	0.171	56.52	64.90	-8.38	46.77	9.57	0.06	QP
5	0.330	32.14	49.44	-17.30	22.33	9.60	0.08	Average
6	0.330	43.82	59.44	-15.62	34.01	9.60	0.08	QP
7	0.360	27.99	48.74	-20.75	18.18	9.61	0.08	Average
8	0.360	43.01	58.74	-15.73	33.20	9.61	0.08	QP
9	2.422	31.29	46.00	-14.71	21.20	9.65	0.19	Average
10	2.422	41.99	56.00	-14.01	31.90	9.65	0.19	QP
11	2.707	32.58	46.00	-13.42	22.47	9.65	0.21	Average
12	2.707	44.13	56.00	-11.87	34.02	9.65	0.21	QP
13	2.900	33.71	46.00	-12.29	23.57	9.66	0.22	Average
14	2.900	46.37	56.00	-9.63	36.23	9.66	0.22	QP
15	2.993	34.28	46.00	-11.72	24.13	9.66	0.23	Average
16	2.993	46.31	56.00	-9.69	36.16	9.66	0.23	QP
17	5.867	32.11	50.00	-17.89	21.80	9.68	0.35	Average
18	5.867	39.73	60.00	-20.27	29.42	9.68	0.35	QP
19	17.199	39.78	50.00	-10.22	29.02	9.79	0.58	Average
20	17.199	45.97	60.00	-14.03	35.21	9.79	0.58	QP

Note 1: Level (dBuV) = Read Level (dBuV) + LISN Factor (dB) + Cable Loss (dB).
2: Over Limit (dB) = Level (dBuV) – Limit Line (dBuV).

Modulation	VHT40	Test Freq. (MHz)	5755
Power Phase	Line		

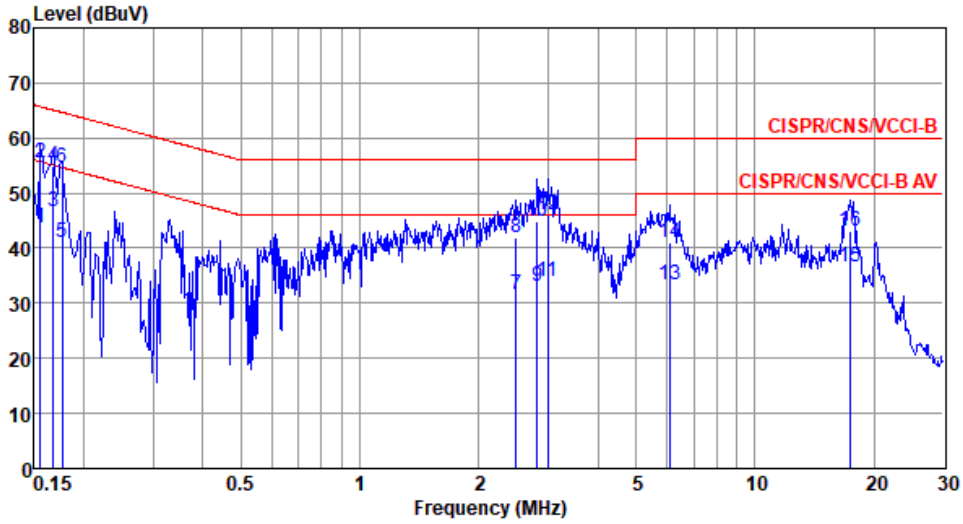

	Freq MHz	Level dBuV	Limit Line dBuV	Over Limit dB	Read Level dBuV	LISN factor dB	cable loss dB	Remark
1	0.156	43.74	55.69	-11.95	34.03	9.53	0.05	Average
2	0.156	55.51	65.69	-10.18	45.80	9.53	0.05	QP
3*	0.168	46.70	55.08	-8.38	36.96	9.53	0.06	Average
4	0.168	54.95	65.08	-10.13	45.21	9.53	0.06	QP
5	0.177	41.00	54.64	-13.64	31.24	9.54	0.06	Average
6	0.177	54.72	64.64	-9.92	44.96	9.54	0.06	QP
7	2.487	31.49	46.00	-14.51	21.32	9.60	0.20	Average
8	2.487	42.03	56.00	-13.97	31.86	9.60	0.20	QP
9	2.809	33.17	46.00	-12.83	22.98	9.60	0.22	Average
10	2.809	44.73	56.00	-11.27	34.54	9.60	0.22	QP
11	2.993	33.95	46.00	-12.05	23.74	9.61	0.23	Average
12	2.993	45.97	56.00	-10.03	35.76	9.61	0.23	QP
13	6.089	33.48	50.00	-16.52	23.11	9.63	0.35	Average
14	6.089	40.95	60.00	-19.05	30.58	9.63	0.35	QP
15	17.475	36.67	50.00	-13.33	25.89	9.66	0.58	Average
16	17.475	43.21	60.00	-16.79	32.43	9.66	0.58	QP

Note 1: Level (dBuV) = Read Level (dBuV) + LISN Factor (dB) + Cable Loss (dB).
2: Over Limit (dB) = Level (dBuV) – Limit Line (dBuV).

Modulation	VHT40	Test Freq. (MHz)	5755
Power Phase	Neutral		

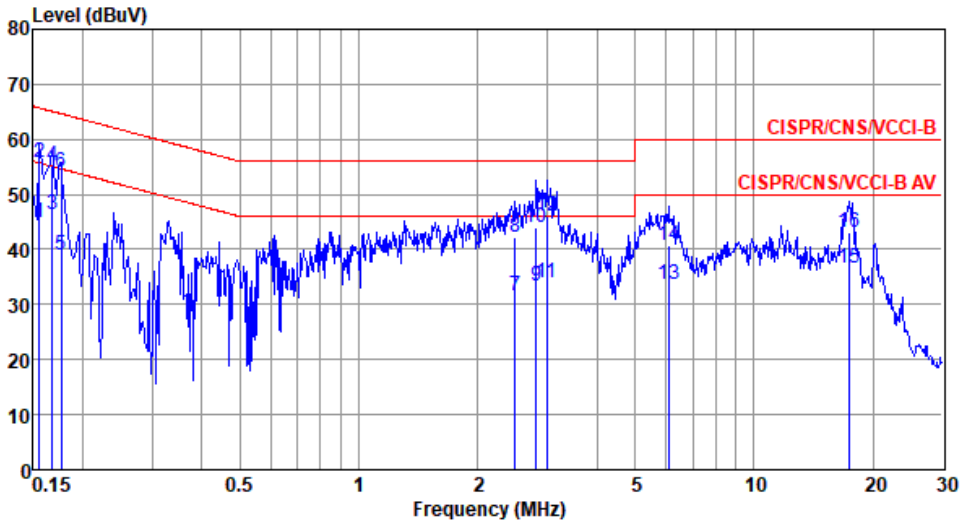

	Freq MHz	Level dBuV	Limit Line dBuV	Over Limit dB	Read Level dBuV	LISN factor dB	cable loss dB	Remark
1	0.156	44.98	55.69	-10.71	35.25	9.57	0.05	Average
2	0.156	55.88	65.69	-9.81	46.15	9.57	0.05	QP
3*	0.168	46.30	55.08	-8.78	36.55	9.57	0.06	Average
4	0.168	55.13	65.08	-9.95	45.38	9.57	0.06	QP
5	0.177	39.02	54.64	-15.62	29.25	9.58	0.06	Average
6	0.177	54.09	64.64	-10.55	44.32	9.58	0.06	QP
7	2.487	31.59	46.00	-14.41	21.49	9.65	0.20	Average
8	2.487	42.19	56.00	-13.81	32.09	9.65	0.20	QP
9	2.809	33.41	46.00	-12.59	23.29	9.65	0.22	Average
10	2.809	44.08	56.00	-11.92	33.96	9.65	0.22	QP
11	2.993	33.92	46.00	-12.08	23.77	9.66	0.23	Average
12	2.993	45.98	56.00	-10.02	35.83	9.66	0.23	QP
13	6.089	33.73	50.00	-16.27	23.42	9.68	0.35	Average
14	6.089	40.80	60.00	-19.20	30.49	9.68	0.35	QP
15	17.475	36.70	50.00	-13.30	25.93	9.79	0.58	Average
16	17.475	43.01	60.00	-16.99	32.24	9.79	0.58	QP

Note 1: Level (dBuV) = Read Level (dBuV) + LISN Factor (dB) + Cable Loss (dB).
2: Over Limit (dB) = Level (dBuV) – Limit Line (dBuV).

Beamforming mode

Modulation	VHT20	**Test Freq. (MHz)**	5240
Power Phase	Line		

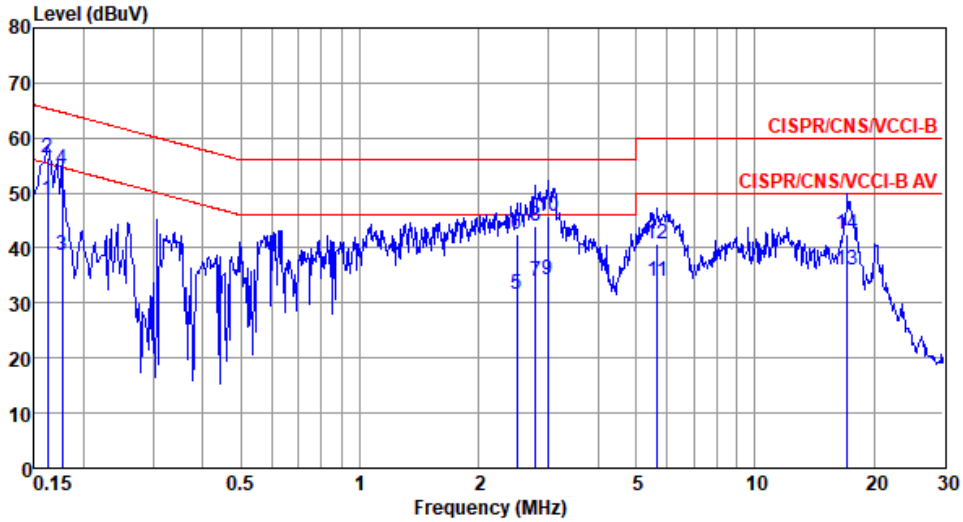

	Freq MHz	Level dBuV	Limit Line dBuV	Over Limit dB	Read Level dBuV	LISN factor dB	cable loss dB	Remark
1*	0.162	48.68	55.34	-6.66	38.95	9.53	0.06	Average
2	0.162	56.25	65.34	-9.09	46.52	9.53	0.06	QP
3	0.177	38.67	54.64	-15.97	28.91	9.54	0.06	Average
4	0.177	54.27	64.64	-10.37	44.51	9.54	0.06	QP
5	2.500	31.71	46.00	-14.29	21.54	9.60	0.20	Average
6	2.500	42.47	56.00	-13.53	32.30	9.60	0.20	QP
7	2.779	33.84	46.00	-12.16	23.65	9.60	0.22	Average
8	2.779	44.08	56.00	-11.92	33.89	9.60	0.22	QP
9	2.993	34.19	46.00	-11.81	23.98	9.61	0.23	Average
10	2.993	45.69	56.00	-10.31	35.48	9.61	0.23	QP
11	5.653	33.90	50.00	-16.10	23.55	9.62	0.34	Average
12	5.653	40.65	60.00	-19.35	30.30	9.62	0.34	QP
13	17.109	35.91	50.00	-14.09	25.14	9.66	0.58	Average
14	17.109	42.40	60.00	-17.60	31.63	9.66	0.58	QP

Note 1: Level (dBuV) = Read Level (dBuV) + LISN Factor (dB) + Cable Loss (dB).
2: Over Limit (dB) = Level (dBuV) – Limit Line (dBuV).

Modulation	VHT20	Test Freq. (MHz)	5240
Power Phase	Neutral		

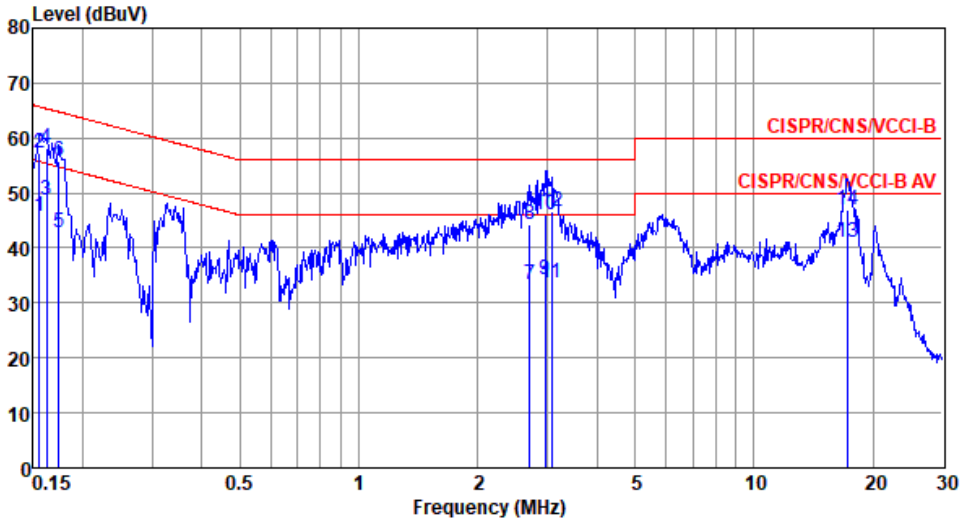

	Freq MHz	Level dBuV	Limit Line dBuV	Over Limit dB	Read Level dBuV	LISN factor dB	cable loss dB	Remark
1	0.156	45.75	55.69	-9.94	36.02	9.57	0.05	Average
2	0.156	57.40	65.69	-8.29	47.67	9.57	0.05	QP
3*	0.162	48.78	55.34	-6.56	39.03	9.57	0.06	Average
4	0.162	58.27	65.34	-7.07	48.52	9.57	0.06	QP
5	0.174	42.84	54.77	-11.93	33.07	9.58	0.06	Average
6	0.174	55.90	64.77	-8.87	46.13	9.58	0.06	QP
7	2.707	33.25	46.00	-12.75	23.14	9.65	0.21	Average
8	2.707	44.18	56.00	-11.82	34.07	9.65	0.21	QP
9	2.962	34.37	46.00	-11.63	24.22	9.66	0.23	Average
10	2.962	46.14	56.00	-9.86	35.99	9.66	0.23	QP
11	3.074	33.75	46.00	-12.25	23.60	9.66	0.23	Average
12	3.074	46.52	56.00	-9.48	36.37	9.66	0.23	QP
13	17.291	41.01	50.00	-8.99	30.25	9.79	0.58	Average
14	17.291	47.08	60.00	-12.92	36.32	9.79	0.58	QP

Note 1: Level (dBuV) = Read Level (dBuV) + LISN Factor (dB) + Cable Loss (dB).
2: Over Limit (dB) = Level (dBuV) – Limit Line (dBuV).

Modulation	VHT20	Test Freq. (MHz)	5785
Power Phase	Line		

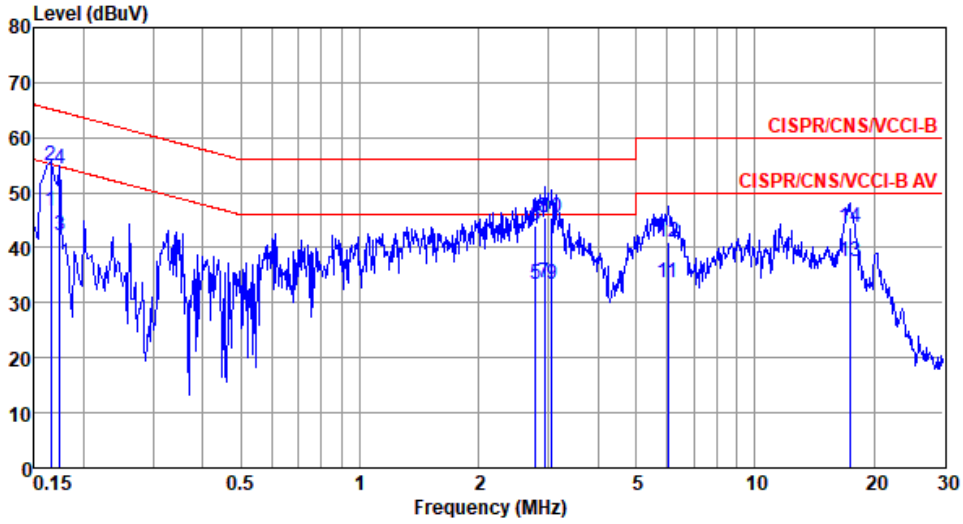

	Freq MHz	Level dBuV	Limit Line dBuV	Over Limit dB	Read Level dBuV	LISN factor dB	cable loss dB	Remark
1*	0.165	46.57	55.21	-8.64	36.84	9.53	0.06	Average
2	0.165	55.03	65.21	-10.18	45.30	9.53	0.06	QP
3	0.174	42.08	54.77	-12.69	32.32	9.54	0.06	Average
4	0.174	54.38	64.77	-10.39	44.62	9.54	0.06	QP
5	2.779	33.48	46.00	-12.52	23.29	9.60	0.22	Average
6	2.779	43.96	56.00	-12.04	33.77	9.60	0.22	QP
7	2.931	33.72	46.00	-12.28	23.51	9.61	0.23	Average
8	2.931	45.37	56.00	-10.63	35.16	9.61	0.23	QP
9	3.058	33.31	46.00	-12.69	23.10	9.61	0.23	Average
10	3.058	45.42	56.00	-10.58	35.21	9.61	0.23	QP
11	6.024	33.51	50.00	-16.49	23.14	9.63	0.35	Average
12	6.024	40.96	60.00	-19.04	30.59	9.63	0.35	QP
13	17.383	37.52	50.00	-12.48	26.74	9.66	0.58	Average
14	17.383	43.69	60.00	-16.31	32.91	9.66	0.58	QP

Note 1: Level (dBuV) = Read Level (dBuV) + LISN Factor (dB) + Cable Loss (dB).
2: Over Limit (dB) = Level (dBuV) – Limit Line (dBuV).

Modulation	VHT20	Test Freq. (MHz)	5785
Power Phase	Neutral		

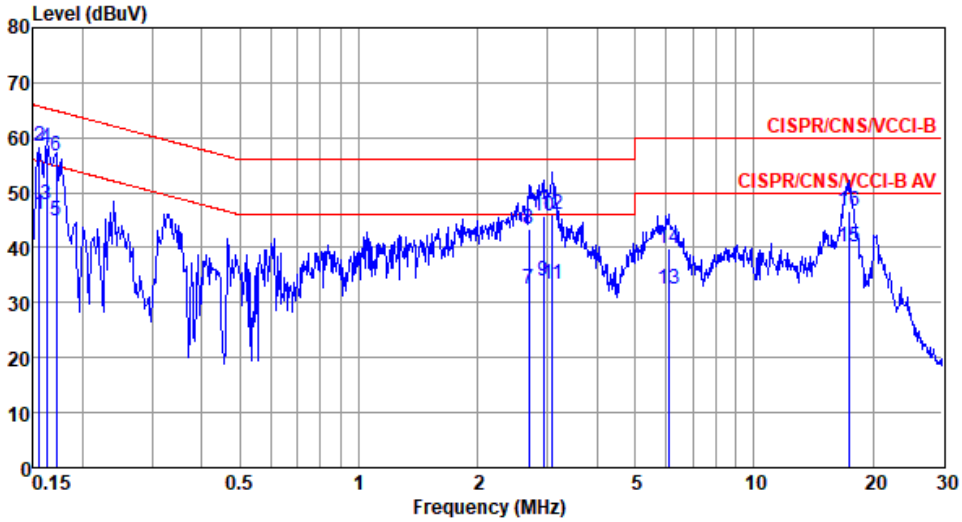

	Freq MHz	Level dBuV	Limit Line dBuV	Over Limit dB	Read Level dBuV	LISN factor dB	cable loss dB	Remark
1	0.156	46.02	55.69	-9.67	36.29	9.57	0.05	Average
2	0.156	58.35	65.69	-7.34	48.62	9.57	0.05	QP
3	0.162	47.80	55.34	-7.54	38.05	9.57	0.06	Average
4*	0.162	58.16	65.34	-7.18	48.41	9.57	0.06	QP
5	0.171	44.96	54.90	-9.94	35.21	9.57	0.06	Average
6	0.171	56.55	64.90	-8.35	46.80	9.57	0.06	QP
7	2.692	32.48	46.00	-13.52	22.37	9.65	0.21	Average
8	2.692	43.35	56.00	-12.65	33.24	9.65	0.21	QP
9	2.931	34.05	46.00	-11.95	23.90	9.66	0.23	Average
10	2.931	45.69	56.00	-10.31	35.54	9.66	0.23	QP
11	3.090	33.44	46.00	-12.56	23.28	9.66	0.24	Average
12	3.090	45.91	56.00	-10.09	35.75	9.66	0.24	QP
13	6.089	32.35	50.00	-17.65	22.04	9.68	0.35	Average
14	6.089	39.79	60.00	-20.21	29.48	9.68	0.35	QP
15	17.475	40.28	50.00	-9.72	29.51	9.79	0.58	Average
16	17.475	46.56	60.00	-13.44	35.79	9.79	0.58	QP

Note 1: Level (dBuV) = Read Level (dBuV) + LISN Factor (dB) + Cable Loss (dB).
2: Over Limit (dB) = Level (dBuV) – Limit Line (dBuV).

3.2 Emission Bandwidth

3.2.1 Limit of Emission Bandwidth

Within the 5.725-5.85 GHz band, the minimum 6 dB bandwidth of U-NII devices shall be at least 500 kHz.

3.2.2 Test Procedures

26dB Bandwidth

1. Set RBW = approximately 1% of the emission bandwidth.
2. Set the VBW > RBW, Detector = Peak.
3. Trace mode = max hold.
4. Measure the maximum width of the emission that is 26 dB down from the peak of the emission.

Occupied Bandwidth

1. Set RBW = 1 % to 5 % of the OBW.
2. Set VBW ≥ 3 RBW.
3. Sample detection and single sweep mode shall be used.
4. Use the 99 % power bandwidth function of the instrument.

6dB Bandwidth

1. Set RBW = 100kHz, VBW = 300kHz.
2. Detector = Peak,Trace mode = max hold.
3. Allow the trace to stabilize.
4. Measure the maximum width of the emission that is constrained by the frequencies associated with the two outermost amplitude points (upper and lower frequencies) that are attenuated by 6 dB relative to the maximum level measured in the fundamental emission.

3.2.3 Test Setup

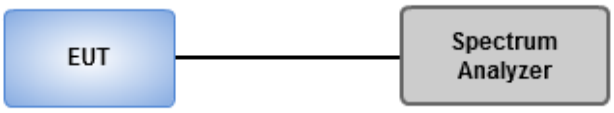

3.2.4 Test Result of Emission Bandwidth

Non-beamforming mode

Summary

Mode	Max-N dB (Hz)	Max-OBW (Hz)	ITU-Code	Min-N dB (Hz)	Min-OBW (Hz)
5.15-5.25GHz	-	-	-	-	-
802.11a_Nss1,(6Mbps)_4TX	21.522M	16.787M	16M8D1D	21.087M	16.643M
802.11ac VHT20_Nss1,(MCS0)_4TX	22.029M	17.945M	17M9D1D	21.377M	17.8M
802.11ac VHT40_Nss1,(MCS0)_4TX	40.29M	36.469M	36M5D1D	39.565M	36.324M
802.11ac VHT80_Nss1,(MCS0)_4TX	81.159M	74.964M	75M0D1D	80.58M	74.964M
5.25-5.35GHz	-	-	-	-	-
802.11a_Nss1,(6Mbps)_4TX	21.522M	16.715M	16M7D1D	21.159M	16.643M
802.11ac VHT20_Nss1,(MCS0)_4TX	21.957M	17.873M	17M9D1D	21.377M	17.8M
802.11ac VHT40_Nss1,(MCS0)_4TX	40.29M	36.469M	36M5D1D	39.565M	36.179M
802.11ac VHT80_Nss1,(MCS0)_4TX	81.739M	75.832M	75M8D1D	81.449M	75.543M
5.47-5.725GHz	-	-	-	-	-
802.11a_Nss1,(6Mbps)_4TX	21.522M	16.787M	16M8D1D	15.522M	13.329M
802.11ac VHT20_Nss1,(MCS0)_4TX	21.957M	17.873M	17M9D1D	15.565M	13.893M
802.11ac VHT40_Nss1,(MCS0)_4TX	40.725M	36.469M	36M5D1D	34.797M	32.923M
802.11ac VHT80_Nss1,(MCS0)_4TX	82.609M	76.122M	76M1D1D	75.217M	72.504M
5.725-5.85GHz	-	-	-	-	-
802.11a_Nss1,(6Mbps)_4TX	16.377M	17.873M	17M9D1D	3.13M	3.994M
802.11ac VHT20_Nss1,(MCS0)_4TX	17.609M	18.886M	18M9D1D	3.768M	4.342M
802.11ac VHT40_Nss1,(MCS0)_4TX	36.377M	45.731M	45M7D1D	3.13M	3.647M
802.11ac VHT80_Nss1,(MCS0)_4TX	76.522M	76.411M	76M4D1D	3.13M	3.994M

Max-N dB = Maximum 6dB down bandwidth for 5.725-5.85GHz band / Maximum 26dB down bandwidth for other band;
Max-OBW = Maximum 99% occupied bandwidth;
Min-N dB = Minimum 6dB down bandwidth for 5.725-5.85GHz band / Maximum 26dB down bandwidth for other band;
Min-OBW = Minimum 99% occupied bandwidth;

Result

Mode	Result	Limit (Hz)	Port 1-N dB (Hz)	Port 1-OBW (Hz)	Port 2-N dB (Hz)	Port 2-OBW (Hz)	Port 3-N dB (Hz)	Port 3-OBW (Hz)	Port 4-N dB (Hz)	Port 4-OBW (Hz)
802.11a_Nss1,(6Mbps)_4TX	-	-	-	-	-	-	-	-	-	-
5180MHz	Pass	Inf	21.522M	16.643M	21.304M	16.715M	21.304M	16.643M	21.304M	16.643M
5200MHz	Pass	Inf	21.377M	16.787M	21.377M	16.715M	21.304M	16.643M	21.449M	16.643M
5240MHz	Pass	Inf	21.377M	16.715M	21.087M	16.715M	21.377M	16.643M	21.304M	16.643M
5260MHz	Pass	Inf	21.377M	16.643M	21.304M	16.715M	21.449M	16.643M	21.232M	16.643M
5300MHz	Pass	Inf	21.522M	16.715M	21.377M	16.715M	21.377M	16.643M	21.159M	16.643M
5320MHz	Pass	Inf	21.377M	16.715M	21.449M	16.715M	21.304M	16.643M	21.304M	16.643M
5500MHz	Pass	Inf	21.304M	16.715M	21.522M	16.643M	21.377M	16.57M	21.304M	16.643M
5580MHz	Pass	Inf	21.304M	16.787M	21.304M	16.643M	21.377M	16.643M	21.232M	16.643M
5700MHz	Pass	Inf	21.377M	16.787M	21.377M	16.715M	21.087M	16.643M	21.159M	16.643M
5720MHz Straddle 5.47-5.725GHz	Pass	Inf	15.522M	13.329M	15.522M	13.329M	15.522M	13.329M	15.522M	13.329M
5720MHz Straddle 5.725-5.85GHz	Pass	500k	3.246M	4.168M	3.246M	4.226M	3.13M	4.11M	3.188M	3.994M
5745MHz	Pass	500k	16.377M	17.149M	16.377M	17.221M	16.377M	17.077M	16.377M	17.873M
5785MHz	Pass	500k	16.377M	17.583M	16.377M	17.728M	16.377M	17.366M	16.304M	17.511M
5825MHz	Pass	500k	16.377M	17.438M	16.377M	17.366M	16.377M	17.366M	16.304M	17.366M
802.11ac VHT20_Nss1,(MCS0)_4TX	-	-	-	-	-	-	-	-	-	-
5180MHz	Pass	Inf	21.594M	17.945M	21.594M	17.8M	21.522M	17.8M	21.377M	17.8M
5200MHz	Pass	Inf	21.884M	17.873M	21.449M	17.8M	21.594M	17.8M	21.522M	17.8M
5240MHz	Pass	Inf	22.029M	17.873M	21.377M	17.8M	21.594M	17.8M	21.594M	17.8M
5260MHz	Pass	Inf	21.812M	17.8M	21.449M	17.8M	21.594M	17.8M	21.377M	17.8M
5300MHz	Pass	Inf	21.957M	17.8M	21.377M	17.8M	21.667M	17.8M	21.522M	17.8M
5320MHz	Pass	Inf	21.739M	17.873M	21.449M	17.8M	21.449M	17.8M	21.449M	17.8M
5500MHz	Pass	Inf	21.957M	17.873M	21.304M	17.8M	21.449M	17.8M	21.594M	17.8M
5580MHz	Pass	Inf	21.812M	17.8M	21.594M	17.8M	21.449M	17.8M	21.377M	17.8M
5700MHz	Pass	Inf	21.667M	17.873M	21.232M	17.8M	21.522M	17.8M	21.449M	17.8M
5720MHz Straddle 5.47-5.725GHz	Pass	Inf	15.739M	13.936M	15.565M	13.893M	15.696M	13.893M	15.609M	13.893M
5720MHz Straddle 5.725-5.85GHz	Pass	500k	3.768M	4.342M	3.768M	4.342M	3.768M	4.342M	3.884M	4.399M
5745MHz	Pass	500k	17.609M	18.452M	17.609M	18.669M	17.536M	18.234M	17.536M	18.886M
5785MHz	Pass	500k	17.536M	18.379M	17.609M	18.741M	17.609M	18.524M	17.609M	18.596M
5825MHz	Pass	500k	17.536M	18.452M	17.609M	18.524M	17.609M	18.379M	17.609M	18.307M
802.11ac VHT40_Nss1,(MCS0)_4TX	-	-	-	-	-	-	-	-	-	-
5190MHz	Pass	Inf	40.29M	36.324M	39.565M	36.324M	39.565M	36.324M	39.565M	36.324M
5230MHz	Pass	Inf	40.145M	36.324M	39.855M	36.324M	39.855M	36.469M	40M	36.324M
5270MHz	Pass	Inf	40.29M	36.179M	39.855M	36.179M	40M	36.324M	40M	36.469M
5310MHz	Pass	Inf	40.145M	36.324M	39.71M	36.324M	40M	36.324M	39.565M	36.324M

Mode	Result	Limit (Hz)	Port 1-N dB (Hz)	Port 1-OBW (Hz)	Port 2-N dB (Hz)	Port 2-OBW (Hz)	Port 3-N dB (Hz)	Port 3-OBW (Hz)	Port 4-N dB (Hz)	Port 4-OBW (Hz)
5510MHz	Pass	Inf	40.145M	36.324M	39.71M	36.469M	39.855M	36.324M	40.145M	36.469M
5590MHz	Pass	Inf	40.435M	36.469M	39.855M	36.324M	40M	36.179M	40.145M	36.324M
5670MHz	Pass	Inf	40.725M	36.179M	39.71M	36.324M	39.71M	36.324M	40M	36.469M
5710MHz Straddle 5.47-5.725GHz	Pass	Inf	34.899M	33.126M	34.899M	33.025M	34.797M	33.025M	34.899M	32.923M
5710MHz Straddle 5.725-5.85GHz	Pass	500k	3.13M	3.647M	3.13M	3.647M	3.13M	3.647M	3.13M	3.705M
5755MHz	Pass	500k	36.377M	43.271M	36.377M	45.007M	36.377M	39.942M	36.377M	42.547M
5795MHz	Pass	500k	36.377M	42.402M	36.377M	45.731M	36.232M	38.784M	36.377M	39.797M
802.11ac VHT80_Nss1,(MCS0)_4TX	-	-	-	-	-	-	-	-	-	-
5210MHz	Pass	Inf	81.159M	74.964M	81.159M	74.964M	80.58M	74.964M	80.58M	74.964M
5290MHz	Pass	Inf	81.739M	75.543M	81.739M	75.832M	81.449M	75.832M	81.739M	75.832M
5530MHz	Pass	Inf	81.739M	75.832M	81.449M	76.122M	82.029M	75.832M	81.449M	75.832M
5610MHz	Pass	Inf	82.609M	75.832M	81.739M	75.832M	81.739M	75.253M	81.159M	75.832M
5690MHz Straddle 5.47-5.725GHz	Pass	Inf	75.87M	72.504M	75.217M	72.721M	75.435M	72.504M	75.435M	72.721M
5690MHz Straddle 5.725-5.85GHz	Pass	500k	3.13M	4.342M	3.13M	4.11M	3.13M	3.994M	3.13M	4.284M
5775MHz	Pass	500k	75.652M	76.411M	76.522M	75.832M	76.232M	76.122M	75.942M	76.122M

Port X-N dB = Port **X** 6dB down bandwidth for 5.725-5.85GHz band / 26dB down bandwidth for other band
Port X-OBW = Port **X** 99% occupied bandwidth;

802.11a_Nss1,(6Mbps)_4TX EBW

5180MHz

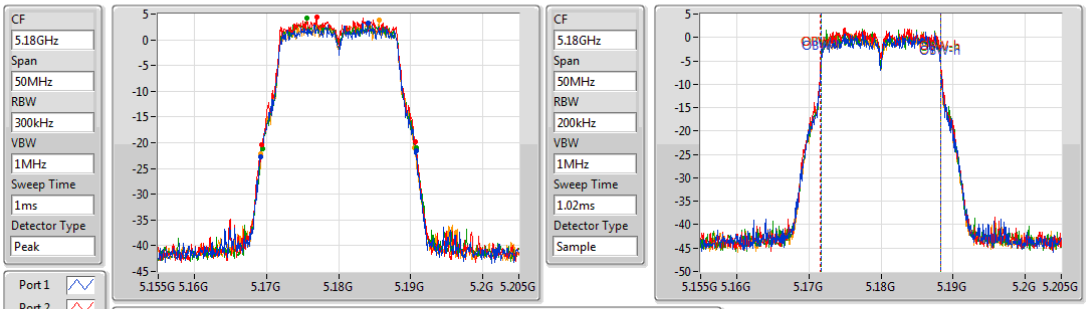

26dB(Hz)	Fl-26dB(Hz)	Fh-26dB(Hz)	OBW(Hz)	Fl-OBW(Hz)	Fh-OBW(Hz)	Limit(Hz)	Port
21.522M	5.169203G	5.190725G	16.643M	5.171679G	5.188321G	Inf	1
21.304M	5.169348G	5.190652G	16.715M	5.171606G	5.188321G	Inf	2
21.304M	5.16942G	5.190725G	16.643M	5.171679G	5.188321G	Inf	3
21.304M	5.169275G	5.19058G	16.643M	5.171679G	5.188321G	Inf	4

802.11a_Nss1,(6Mbps)_4TX EBW

5200MHz

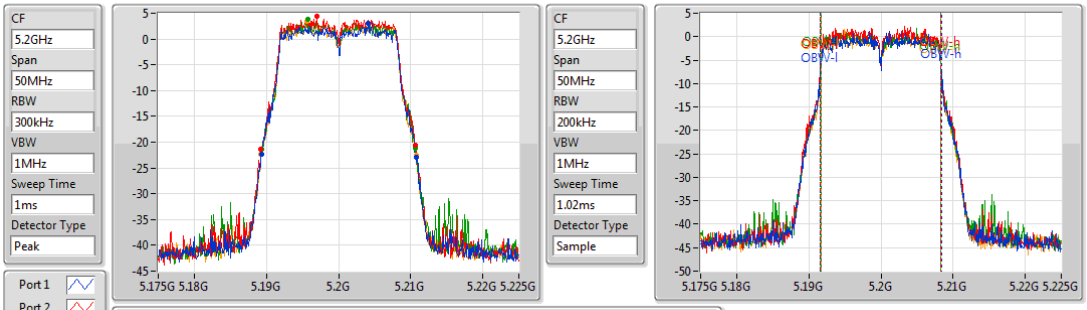

26dB(Hz)	Fl-26dB(Hz)	Fh-26dB(Hz)	OBW(Hz)	Fl-OBW(Hz)	Fh-OBW(Hz)	Limit(Hz)	Port
21.377M	5.189348G	5.210725G	16.787M	5.191606G	5.208394G	Inf	1
21.377M	5.189275G	5.210652G	16.715M	5.191606G	5.208321G	Inf	2
21.304M	5.189348G	5.210652G	16.643M	5.191679G	5.208321G	Inf	3
21.449M	5.189275G	5.210725G	16.643M	5.191679G	5.208321G	Inf	4

802.11a_Nss1,(6Mbps)_4TX EBW

5240MHz

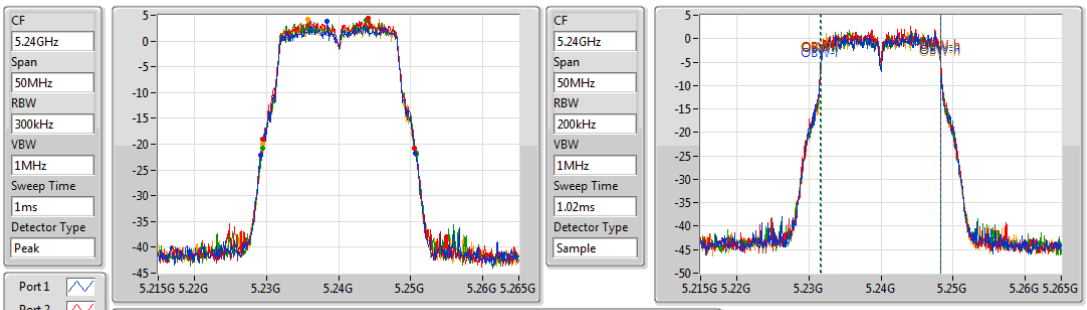

26dB(Hz)	Fl-26dB(Hz)	Fh-26dB(Hz)	OBW(Hz)	Fl-OBW(Hz)	Fh-OBW(Hz)	Limit(Hz)	Port
21.377M	5.229275G	5.250652G	16.715M	5.231606G	5.248321G	Inf	1
21.087M	5.229493G	5.25058G	16.715M	5.231606G	5.248321G	Inf	2
21.377M	5.22942G	5.250797G	16.643M	5.231679G	5.248321G	Inf	3
21.304M	5.22942G	5.250725G	16.643M	5.231679G	5.248321G	Inf	4

802.11a_Nss1,(6Mbps)_4TX EBW

5260MHz

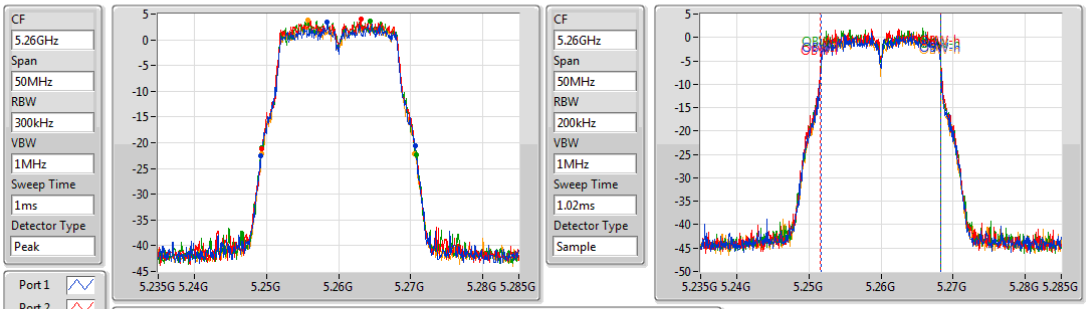

26dB(Hz)	Fl-26dB(Hz)	Fh-26dB(Hz)	OBW(Hz)	Fl-OBW(Hz)	Fh-OBW(Hz)	Limit(Hz)	Port
21.377M	5.249275G	5.270652G	16.643M	5.251679G	5.268321G	Inf	1
21.304M	5.249348G	5.270652G	16.715M	5.251606G	5.268321G	Inf	2
21.449M	5.249348G	5.270797G	16.643M	5.251679G	5.268321G	Inf	3
21.232M	5.249348G	5.27058G	16.643M	5.251679G	5.268321G	Inf	4

802.11a_Nss1,(6Mbps)_4TX EBW

5300MHz

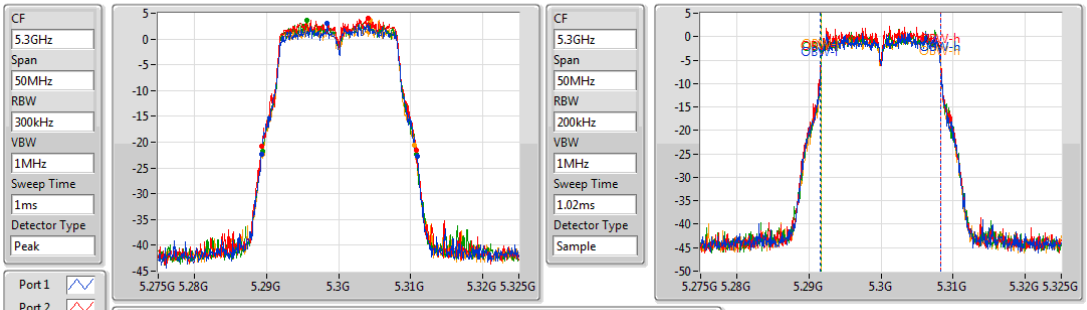

26dB(Hz)	Fl-26dB(Hz)	Fh-26dB(Hz)	OBW(Hz)	Fl-OBW(Hz)	Fh-OBW(Hz)	Limit(Hz)	Port
21.522M	5.289348G	5.31087G	16.715M	5.291606G	5.308321G	Inf	1
21.377M	5.289348G	5.310725G	16.715M	5.291606G	5.308321G	Inf	2
21.377M	5.28942G	5.310797G	16.643M	5.291679G	5.308321G	Inf	3
21.159M	5.28942G	5.31058G	16.643M	5.291679G	5.308321G	Inf	4

802.11a_Nss1,(6Mbps)_4TX EBW

5320MHz

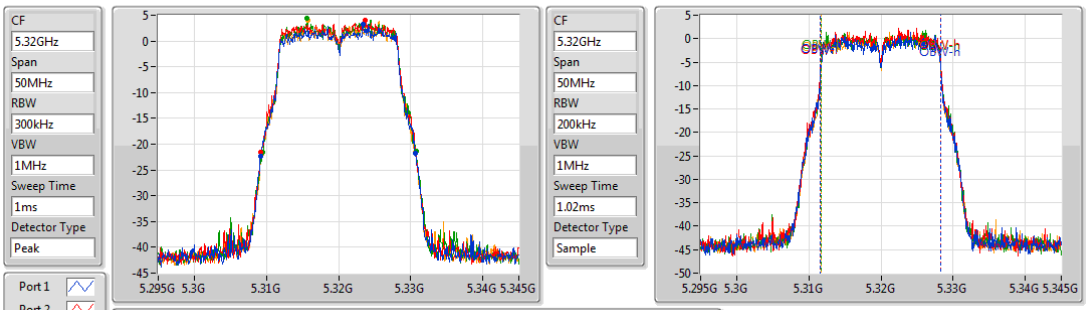

26dB(Hz)	Fl-26dB(Hz)	Fh-26dB(Hz)	OBW(Hz)	Fl-OBW(Hz)	Fh-OBW(Hz)	Limit(Hz)	Port
21.377M	5.309275G	5.330652G	16.715M	5.311606G	5.328321G	Inf	1
21.449M	5.309203G	5.330652G	16.715M	5.311606G	5.328321G	Inf	2
21.304M	5.30942G	5.330725G	16.643M	5.311679G	5.328321G	Inf	3
21.304M	5.309348G	5.330652G	16.643M	5.311679G	5.328321G	Inf	4

802.11a_Nss1,(6Mbps)_4TX **EBW**

5500MHz

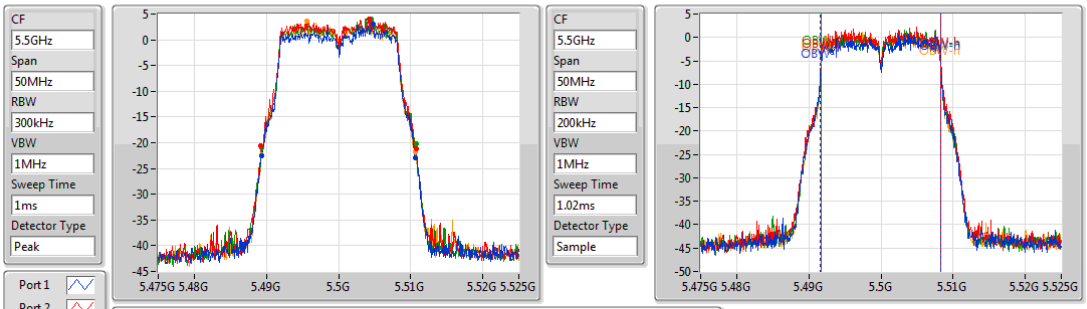

26dB(Hz)	Fl-26dB(Hz)	Fh-26dB(Hz)	OBW(Hz)	Fl-OBW(Hz)	Fh-OBW(Hz)	Limit(Hz)	Port
21.304M	5.489348G	5.510652G	16.715M	5.491606G	5.508321G	Inf	1
21.522M	5.489275G	5.510797G	16.643M	5.491679G	5.508321G	Inf	2
21.377M	5.489348G	5.510725G	16.57M	5.491751G	5.508321G	Inf	3
21.304M	5.489348G	5.510652G	16.643M	5.491679G	5.508321G	Inf	4

802.11a_Nss1,(6Mbps)_4TX **EBW**

5580MHz

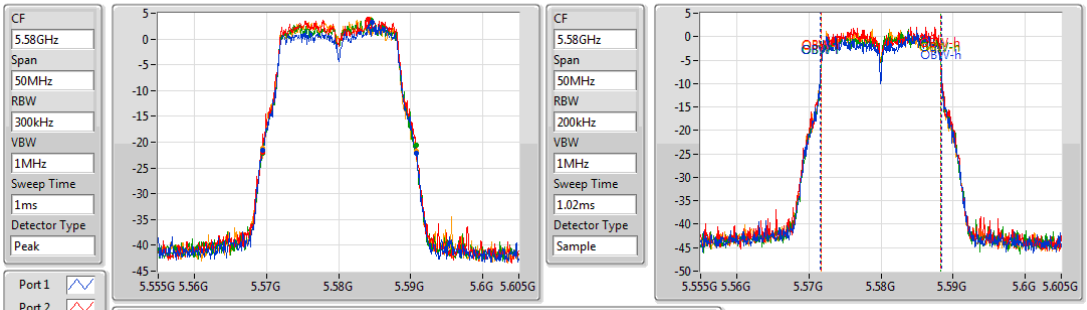

26dB(Hz)	Fl-26dB(Hz)	Fh-26dB(Hz)	OBW(Hz)	Fl-OBW(Hz)	Fh-OBW(Hz)	Limit(Hz)	Port
21.304M	5.56942G	5.590725G	16.787M	5.571606G	5.588394G	Inf	1
21.304M	5.56942G	5.590725G	16.643M	5.571679G	5.588321G	Inf	2
21.377M	5.56942G	5.590797G	16.643M	5.571679G	5.588321G	Inf	3
21.232M	5.569493G	5.590725G	16.643M	5.571679G	5.588321G	Inf	4

802.11a_Nss1,(6Mbps)_4TX **EBW**

5700MHz

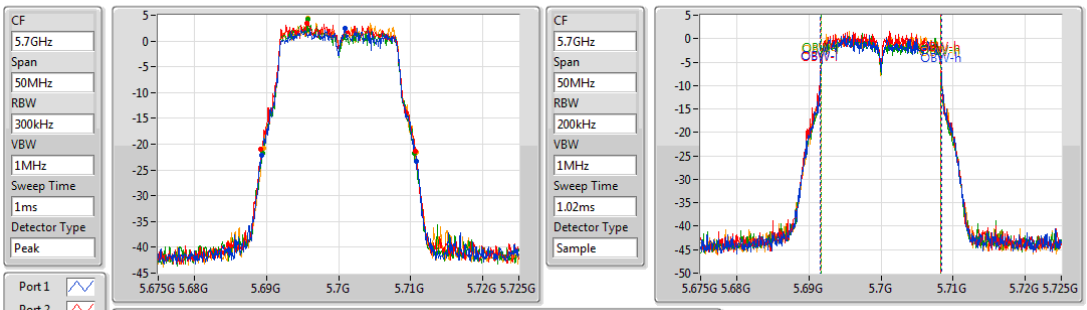

26dB(Hz)	Fl-26dB(Hz)	Fh-26dB(Hz)	OBW(Hz)	Fl-OBW(Hz)	Fh-OBW(Hz)	Limit(Hz)	Port
21.377M	5.689348G	5.710725G	16.787M	5.691606G	5.708394G	Inf	1
21.377M	5.689275G	5.710652G	16.715M	5.691606G	5.708321G	Inf	2
21.087M	5.68942G	5.710507G	16.643M	5.691679G	5.708321G	Inf	3
21.159M	5.689565G	5.710725G	16.643M	5.691679G	5.708321G	Inf	4

802.11a_Nss1,(6Mbps)_4TX — EBW

5720MHz Straddle 5.47-5.725GHz

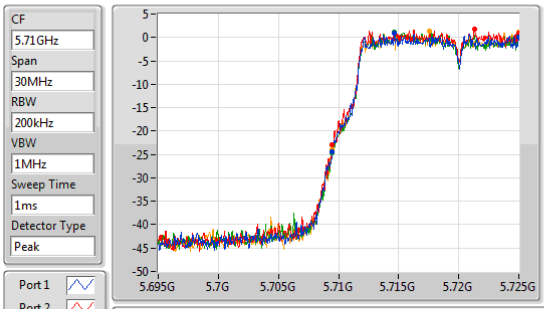

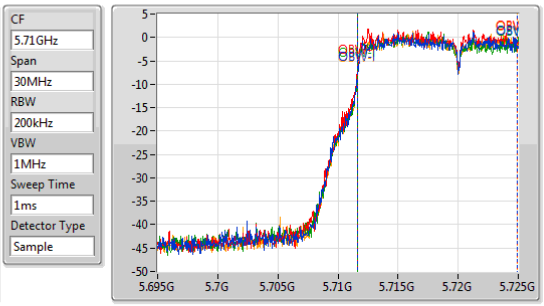

26dB(Hz)	Fl-26dB(Hz)	Fh-26dB(Hz)	OBW(Hz)	Fl-OBW(Hz)	Fh-OBW(Hz)	Limit(Hz)	Port
15.522M	5.709478G	5.725G	13.329M	5.711606G	5.724935G	Inf	1
15.522M	5.709478G	5.725G	13.329M	5.711606G	5.724935G	Inf	2
15.522M	5.709478G	5.725G	13.329M	5.711606G	5.724935G	Inf	3
15.522M	5.709478G	5.725G	13.329M	5.711606G	5.724935G	Inf	4

802.11a_Nss1,(6Mbps)_4TX — EBW

5720MHz Straddle 5.725-5.85GHz

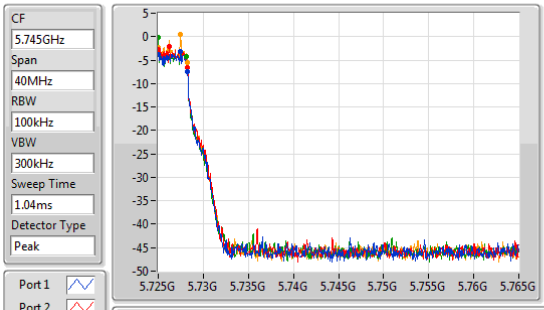

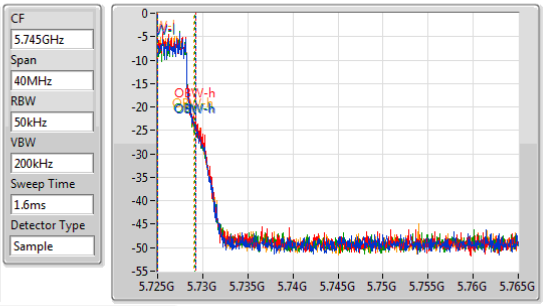

6dB(Hz)	Fl-6dB(Hz)	Fh-6dB(Hz)	OBW(Hz)	Fl-OBW(Hz)	Fh-OBW(Hz)	Limit(Hz)	Port
3.246M	5.725G	5.728246G	4.168M	5.725029G	5.729197G	500k	1
3.246M	5.725G	5.728246G	4.226M	5.725029G	5.729255G	500k	2
3.13M	5.725G	5.72813G	4.11M	5.725029G	5.729139G	500k	3
3.188M	5.725G	5.728188G	3.994M	5.725029G	5.729023G	500k	4

802.11a_Nss1,(6Mbps)_4TX — EBW

5745MHz

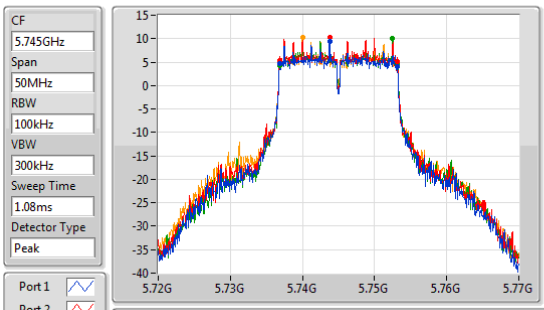

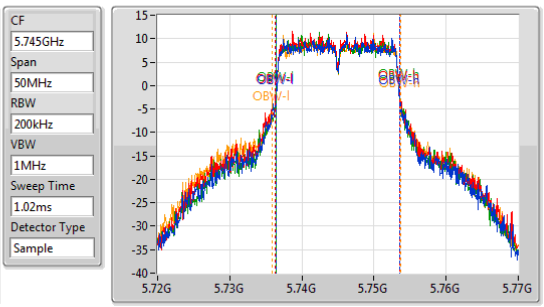

6dB(Hz)	Fl-6dB(Hz)	Fh-6dB(Hz)	OBW(Hz)	Fl-OBW(Hz)	Fh-OBW(Hz)	Limit(Hz)	Port
16.377M	5.736812G	5.753188G	17.149M	5.736389G	5.753538G	500k	1
16.377M	5.736812G	5.753188G	17.221M	5.736317G	5.753538G	500k	2
16.377M	5.736812G	5.753188G	17.077M	5.736462G	5.753538G	500k	3
16.377M	5.736812G	5.753188G	17.873M	5.735883G	5.753755G	500k	4

802.11a_Nss1,(6Mbps)_4TX EBW

5785MHz

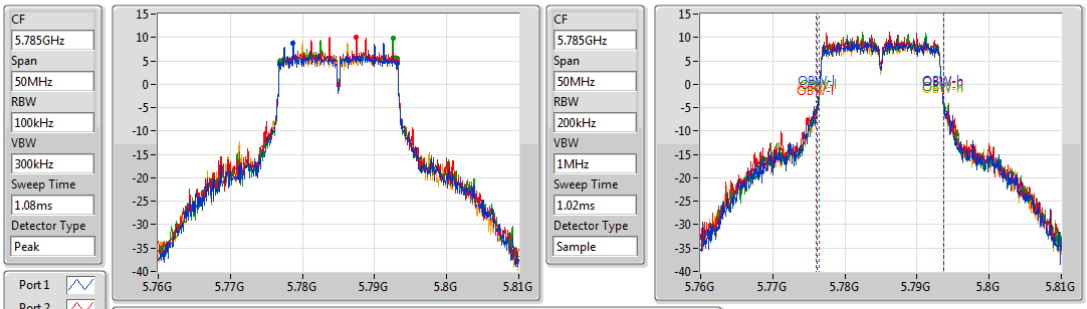

6dB(Hz)	Fl-6dB(Hz)	Fh-6dB(Hz)	OBW(Hz)	Fl-OBW(Hz)	Fh-OBW(Hz)	Limit(Hz)	Port
16.377M	5.776812G	5.793188G	17.583M	5.776172G	5.793755G	500k	1
16.377M	5.776812G	5.793188G	17.728M	5.775955G	5.793683G	500k	2
16.377M	5.776812G	5.793188G	17.366M	5.776389G	5.793755G	500k	3
16.304M	5.776884G	5.793188G	17.511M	5.776172G	5.793683G	500k	4

802.11a_Nss1,(6Mbps)_4TX EBW

5825MHz

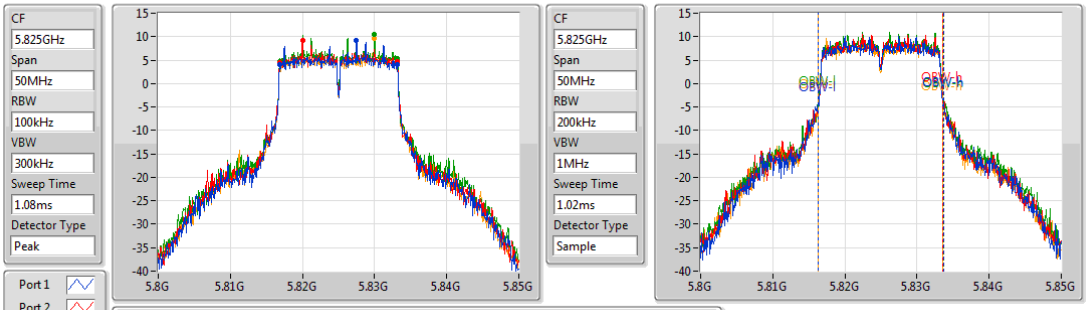

6dB(Hz)	Fl-6dB(Hz)	Fh-6dB(Hz)	OBW(Hz)	Fl-OBW(Hz)	Fh-OBW(Hz)	Limit(Hz)	Port
16.377M	5.816812G	5.833188G	17.438M	5.816245G	5.833683G	500k	1
16.377M	5.816812G	5.833188G	17.366M	5.816245G	5.833611G	500k	2
16.377M	5.816812G	5.833188G	17.366M	5.816317G	5.833683G	500k	3
16.304M	5.816884G	5.833188G	17.366M	5.816245G	5.833611G	500k	4

802.11ac VHT20_Nss1,(MCS0)_4TX EBW

5180MHz

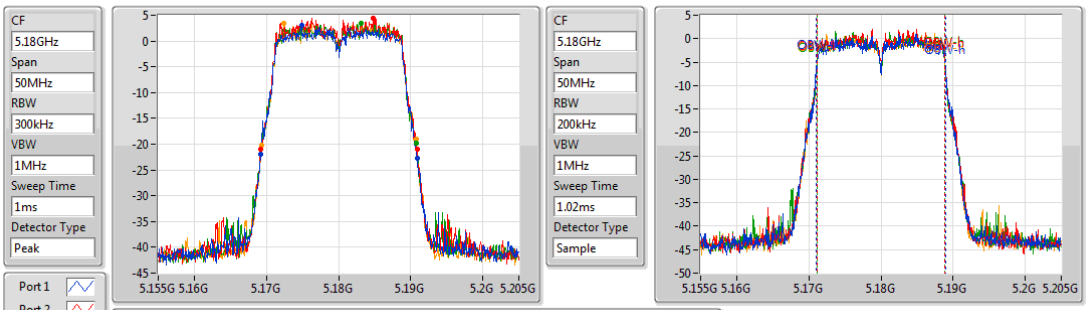

26dB(Hz)	Fl-26dB(Hz)	Fh-26dB(Hz)	OBW(Hz)	Fl-OBW(Hz)	Fh-OBW(Hz)	Limit(Hz)	Port
21.594M	5.169275G	5.19087G	17.945M	5.171027G	5.188973G	Inf	1
21.594M	5.169275G	5.19087G	17.8M	5.1711G	5.1889G	Inf	2
21.522M	5.169203G	5.190725G	17.8M	5.1711G	5.1889G	Inf	3
21.377M	5.169348G	5.190725G	17.8M	5.1711G	5.1889G	Inf	4

802.11ac VHT20_Nss1,(MCS0)_4TX EBW

5200MHz

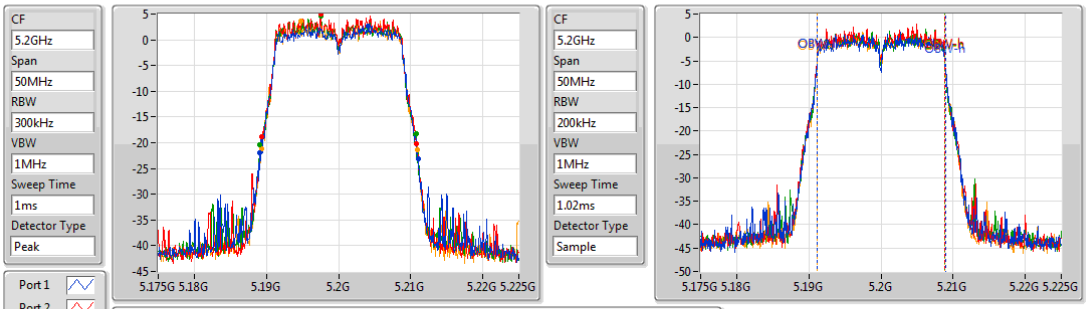

26dB(Hz)	Fl-26dB(Hz)	Fh-26dB(Hz)	OBW(Hz)	Fl-OBW(Hz)	Fh-OBW(Hz)	Limit(Hz)	Port
21.884M	5.18913G	5.211014G	17.873M	5.1911G	5.208973G	Inf	1
21.449M	5.189348G	5.210797G	17.8M	5.1911G	5.2089G	Inf	2
21.594M	5.18913G	5.210725G	17.8M	5.1911G	5.2089G	Inf	3
21.522M	5.189348G	5.21087G	17.8M	5.1911G	5.2089G	Inf	4

802.11ac VHT20_Nss1,(MCS0)_4TX EBW

5240MHz

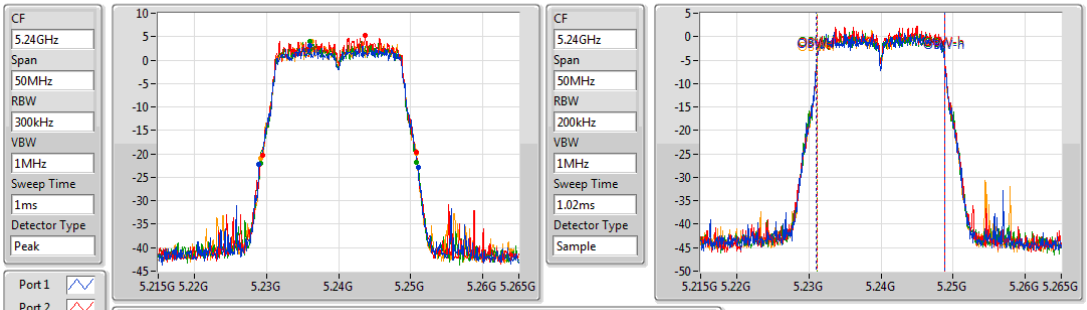

26dB(Hz)	Fl-26dB(Hz)	Fh-26dB(Hz)	OBW(Hz)	Fl-OBW(Hz)	Fh-OBW(Hz)	Limit(Hz)	Port
22.029M	5.228986G	5.251014G	17.873M	5.231027G	5.2489G	Inf	1
21.377M	5.22942G	5.250797G	17.8M	5.2311G	5.2489G	Inf	2
21.594M	5.229203G	5.250797G	17.8M	5.2311G	5.2489G	Inf	3
21.594M	5.229203G	5.250797G	17.8M	5.2311G	5.2489G	Inf	4

802.11ac VHT20_Nss1,(MCS0)_4TX EBW

5260MHz

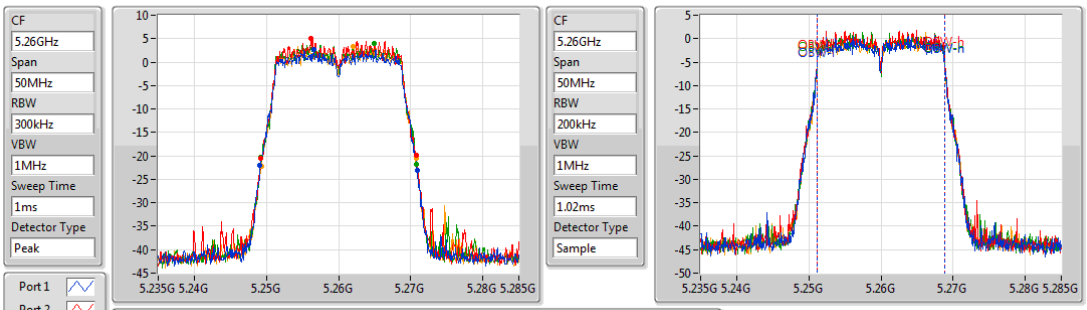

26dB(Hz)	Fl-26dB(Hz)	Fh-26dB(Hz)	OBW(Hz)	Fl-OBW(Hz)	Fh-OBW(Hz)	Limit(Hz)	Port
21.812M	5.24913G	5.270942G	17.8M	5.2511G	5.2689G	Inf	1
21.449M	5.249275G	5.270725G	17.8M	5.2511G	5.2689G	Inf	2
21.594M	5.249203G	5.270797G	17.8M	5.2511G	5.2689G	Inf	3
21.377M	5.249348G	5.270725G	17.8M	5.2511G	5.2689G	Inf	4

802.11ac VHT20_Nss1,(MCS0)_4TX EBW

5300MHz

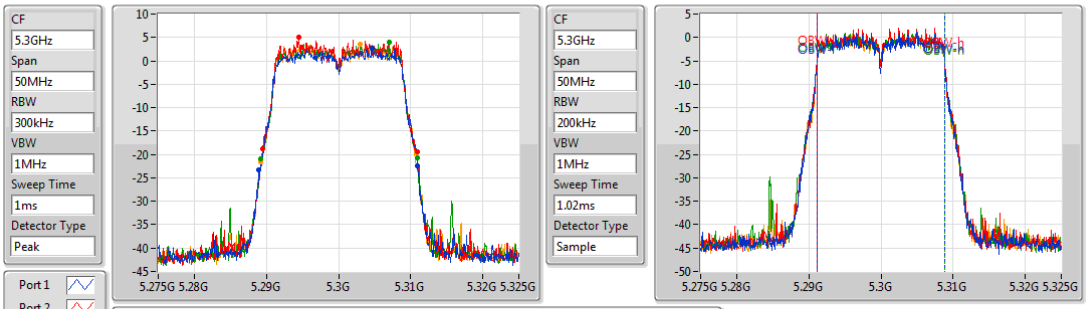

26dB(Hz)	Fl-26dB(Hz)	Fh-26dB(Hz)	OBW(Hz)	Fl-OBW(Hz)	Fh-OBW(Hz)	Limit(Hz)	Port
21.957M	5.288986G	5.310942G	17.8M	5.2911G	5.3089G	Inf	1
21.377M	5.289493G	5.31087G	17.8M	5.2911G	5.3089G	Inf	2
21.667M	5.289275G	5.310942G	17.8M	5.2911G	5.3089G	Inf	3
21.522M	5.289275G	5.310797G	17.8M	5.2911G	5.3089G	Inf	4

802.11ac VHT20_Nss1,(MCS0)_4TX EBW

5320MHz

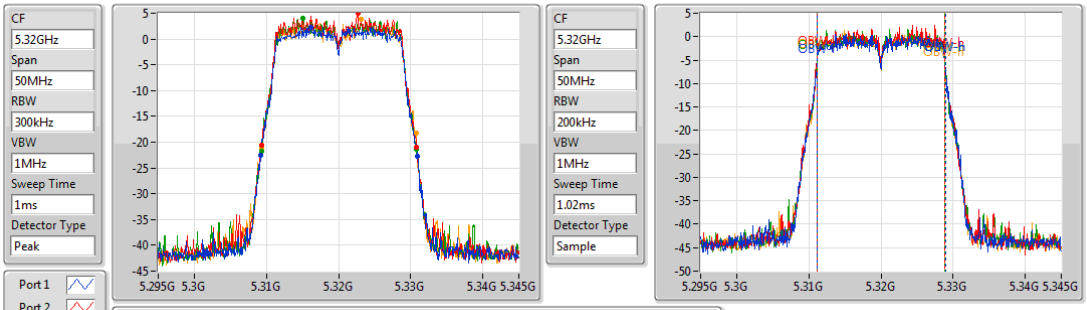

26dB(Hz)	Fl-26dB(Hz)	Fh-26dB(Hz)	OBW(Hz)	Fl-OBW(Hz)	Fh-OBW(Hz)	Limit(Hz)	Port
21.739M	5.309203G	5.330942G	17.873M	5.3111G	5.328973G	Inf	1
21.449M	5.309348G	5.330797G	17.8M	5.3111G	5.3289G	Inf	2
21.449M	5.309348G	5.330797G	17.8M	5.3111G	5.3289G	Inf	3
21.449M	5.309348G	5.330797G	17.8M	5.3111G	5.3289G	Inf	4

802.11ac VHT20_Nss1,(MCS0)_4TX EBW

5500MHz

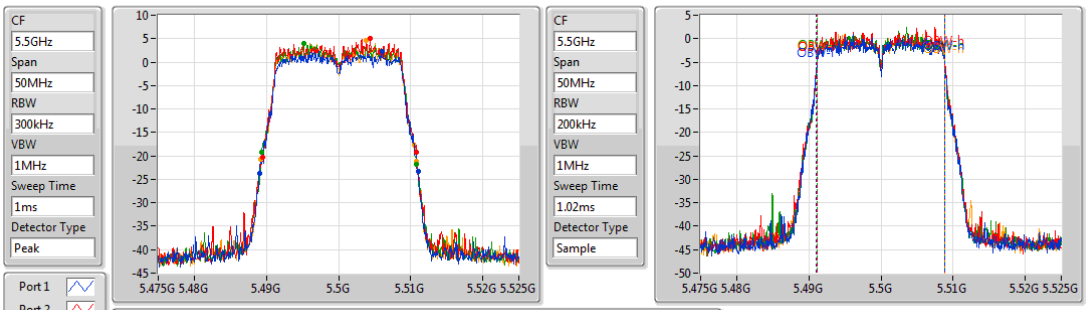

26dB(Hz)	Fl-26dB(Hz)	Fh-26dB(Hz)	OBW(Hz)	Fl-OBW(Hz)	Fh-OBW(Hz)	Limit(Hz)	Port
21.957M	5.489058G	5.511014G	17.873M	5.491027G	5.5089G	Inf	1
21.304M	5.489493G	5.510797G	17.8M	5.4911G	5.5089G	Inf	2
21.449M	5.489348G	5.510797G	17.8M	5.4911G	5.5089G	Inf	3
21.594M	5.489203G	5.510797G	17.8M	5.4911G	5.5089G	Inf	4

802.11ac VHT20_Nss1,(MCS0)_4TX EBW

5580MHz

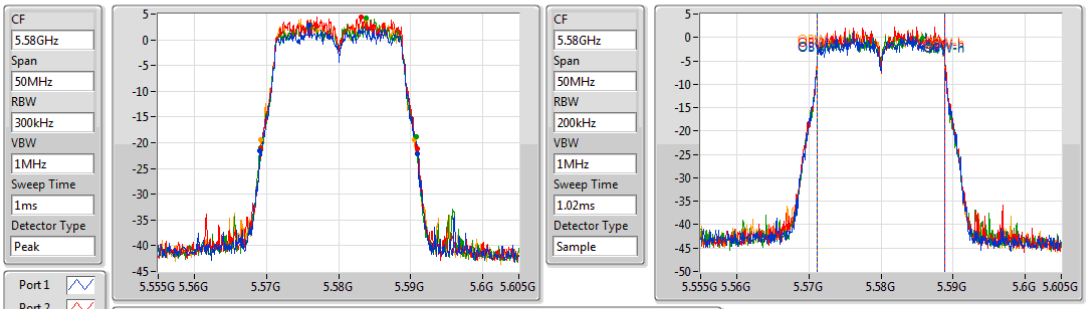

26dB(Hz)	Fl-26dB(Hz)	Fh-26dB(Hz)	OBW(Hz)	Fl-OBW(Hz)	Fh-OBW(Hz)	Limit(Hz)	Port
21.812M	5.56913G	5.590942G	17.8M	5.5711G	5.5889G	Inf	1
21.594M	5.569275G	5.59087G	17.8M	5.5711G	5.5889G	Inf	2
21.449M	5.569275G	5.590725G	17.8M	5.5711G	5.5889G	Inf	3
21.377M	5.569203G	5.59058G	17.8M	5.5711G	5.5889G	Inf	4

802.11ac VHT20_Nss1,(MCS0)_4TX EBW

5700MHz

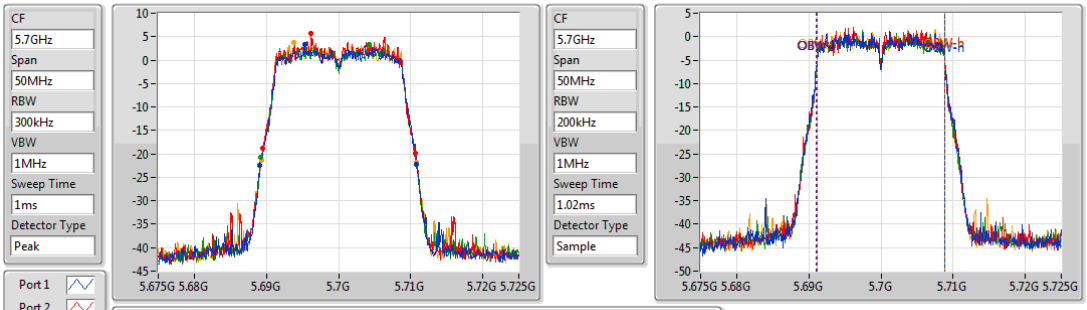

26dB(Hz)	Fl-26dB(Hz)	Fh-26dB(Hz)	OBW(Hz)	Fl-OBW(Hz)	Fh-OBW(Hz)	Limit(Hz)	Port
21.667M	5.68913G	5.710797G	17.873M	5.691027G	5.7089G	Inf	1
21.232M	5.68942G	5.710652G	17.8M	5.6911G	5.7089G	Inf	2
21.522M	5.689275G	5.710797G	17.8M	5.6911G	5.7089G	Inf	3
21.449M	5.689348G	5.710797G	17.8M	5.6911G	5.7089G	Inf	4

802.11ac VHT20_Nss1,(MCS0)_4TX EBW

5720MHz Straddle 5.47-5.725GHz

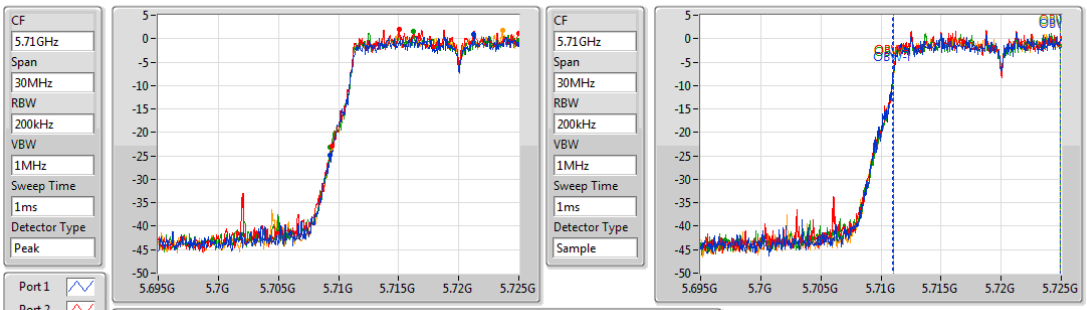

26dB(Hz)	Fl-26dB(Hz)	Fh-26dB(Hz)	OBW(Hz)	Fl-OBW(Hz)	Fh-OBW(Hz)	Limit(Hz)	Port
15.739M	5.709261G	5.725G	13.936M	5.710999G	5.724935G	Inf	1
15.565M	5.709435G	5.725G	13.893M	5.711042G	5.724935G	Inf	2
15.696M	5.709304G	5.725G	13.893M	5.711042G	5.724935G	Inf	3
15.609M	5.709391G	5.725G	13.893M	5.711042G	5.724935G	Inf	4

802.11ac VHT20_Nss1,(MCS0)_4TX EBW

5720MHz Straddle 5.725-5.85GHz

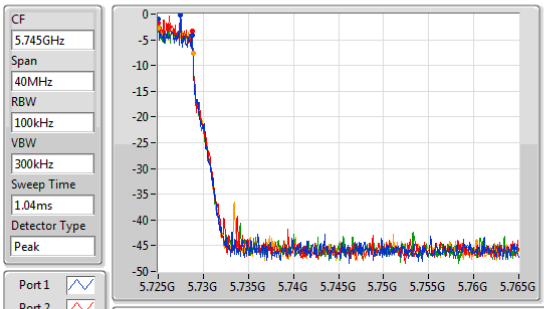

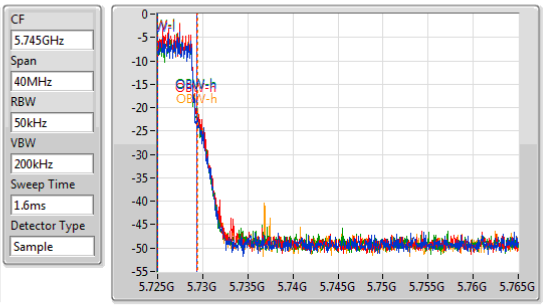

6dB(Hz)	Fl-6dB(Hz)	Fh-6dB(Hz)	OBW(Hz)	Fl-OBW(Hz)	Fh-OBW(Hz)	Limit(Hz)	Port
3.768M	5.725G	5.728768G	4.342M	5.725029G	5.72937G	500k	1
3.768M	5.725G	5.728768G	4.342M	5.725029G	5.72937G	500k	2
3.768M	5.725G	5.728768G	4.342M	5.725029G	5.72937G	500k	3
3.884M	5.725G	5.728884G	4.399M	5.725029G	5.729428G	500k	4

802.11ac VHT20_Nss1,(MCS0)_4TX EBW

5745MHz

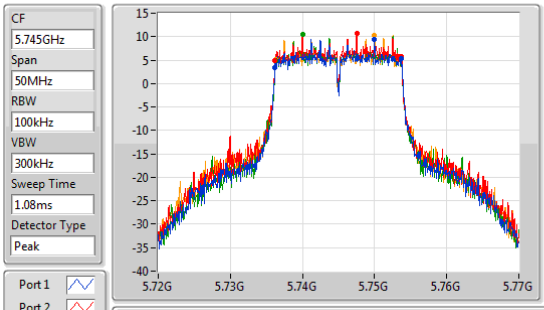

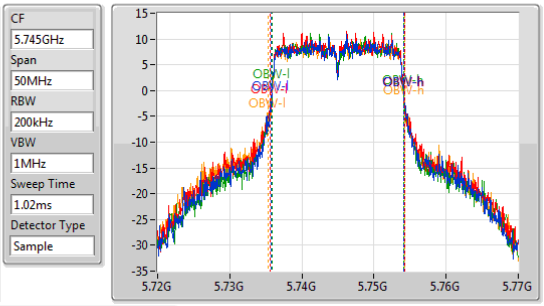

6dB(Hz)	Fl-6dB(Hz)	Fh-6dB(Hz)	OBW(Hz)	Fl-OBW(Hz)	Fh-OBW(Hz)	Limit(Hz)	Port
17.609M	5.736159G	5.753768G	18.452M	5.735738G	5.75419G	500k	1
17.609M	5.736159G	5.753768G	18.669M	5.735593G	5.754262G	500k	2
17.536M	5.736232G	5.753768G	18.234M	5.735883G	5.754117G	500k	3
17.536M	5.736232G	5.753768G	18.886M	5.735376G	5.754262G	500k	4

802.11ac VHT20_Nss1,(MCS0)_4TX EBW

5785MHz

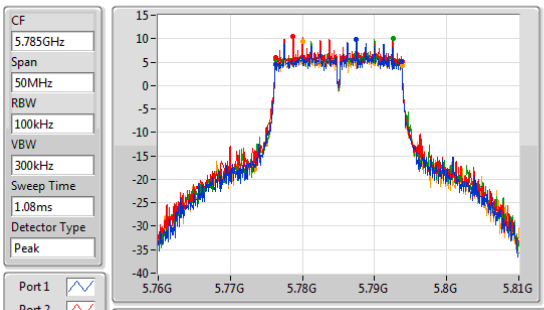

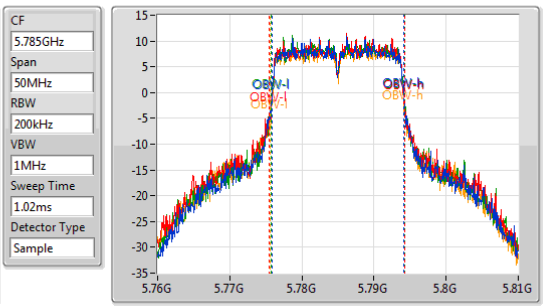

6dB(Hz)	Fl-6dB(Hz)	Fh-6dB(Hz)	OBW(Hz)	Fl-OBW(Hz)	Fh-OBW(Hz)	Limit(Hz)	Port
17.536M	5.776232G	5.793768G	18.379M	5.77581G	5.79419G	500k	1
17.609M	5.776232G	5.793841G	18.741M	5.775521G	5.794262G	500k	2
17.609M	5.776232G	5.793841G	18.524M	5.775738G	5.794262G	500k	3
17.609M	5.776232G	5.793841G	18.596M	5.775593G	5.79419G	500k	4

802.11ac VHT20_Nss1,(MCS0)_4TX EBW

5825MHz

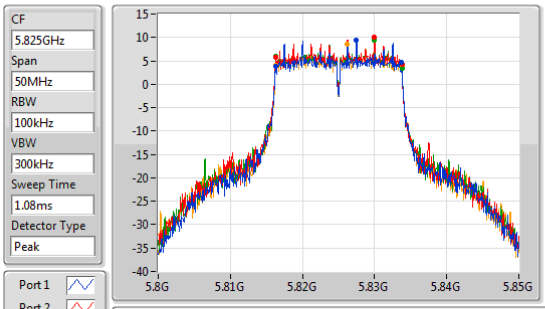

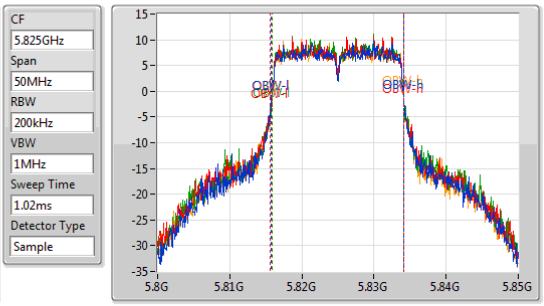

6dB(Hz)	Fl-6dB(Hz)	Fh-6dB(Hz)	OBW(Hz)	Fl-OBW(Hz)	Fh-OBW(Hz)	Limit(Hz)	Port
17.536M	5.816232G	5.833768G	18.452M	5.815738G	5.83419G	500k	1
17.609M	5.816232G	5.833841G	18.524M	5.815666G	5.83419G	500k	2
17.609M	5.816232G	5.833841G	18.379M	5.81581G	5.83419G	500k	3
17.609M	5.816232G	5.833841G	18.307M	5.81581G	5.834117G	500k	4

802.11ac VHT40_Nss1,(MCS0)_4TX EBW

5190MHz

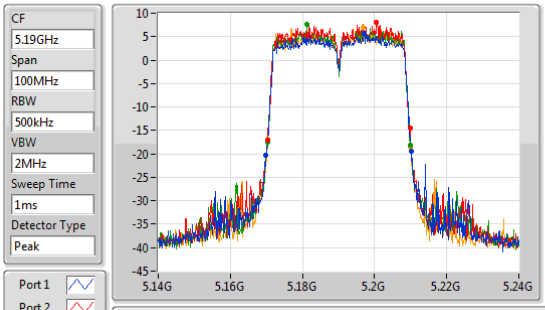

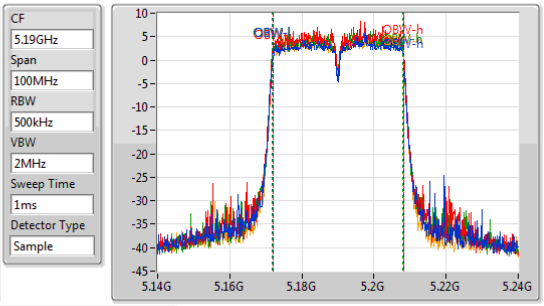

26dB(Hz)	Fl-26dB(Hz)	Fh-26dB(Hz)	OBW(Hz)	Fl-OBW(Hz)	Fh-OBW(Hz)	Limit(Hz)	Port
40.29M	5.169855G	5.210145G	36.324M	5.17191G	5.208234G	Inf	1
39.565M	5.17029G	5.209855G	36.324M	5.17191G	5.208234G	Inf	2
39.565M	5.17029G	5.209855G	36.324M	5.171766G	5.20809G	Inf	3
39.565M	5.17029G	5.209855G	36.324M	5.17191G	5.208234G	Inf	4

802.11ac VHT40_Nss1,(MCS0)_4TX EBW

5230MHz

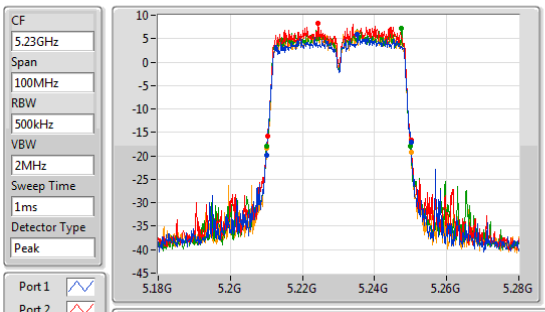

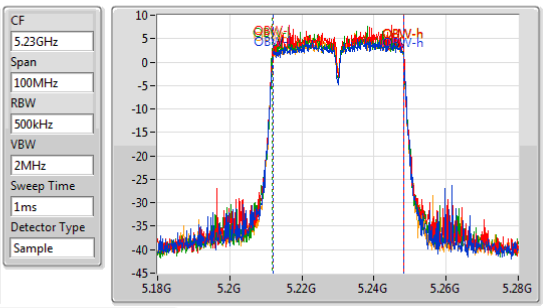

26dB(Hz)	Fl-26dB(Hz)	Fh-26dB(Hz)	OBW(Hz)	Fl-OBW(Hz)	Fh-OBW(Hz)	Limit(Hz)	Port
40.145M	5.21G	5.250145G	36.324M	5.21191G	5.248234G	Inf	1
39.855M	5.21029G	5.250145G	36.324M	5.21191G	5.248234G	Inf	2
39.855M	5.210145G	5.25G	36.469M	5.211766G	5.248234G	Inf	3
40M	5.210145G	5.250145G	36.324M	5.21191G	5.248234G	Inf	4

802.11ac VHT40_Nss1,(MCS0)_4TX EBW

5270MHz

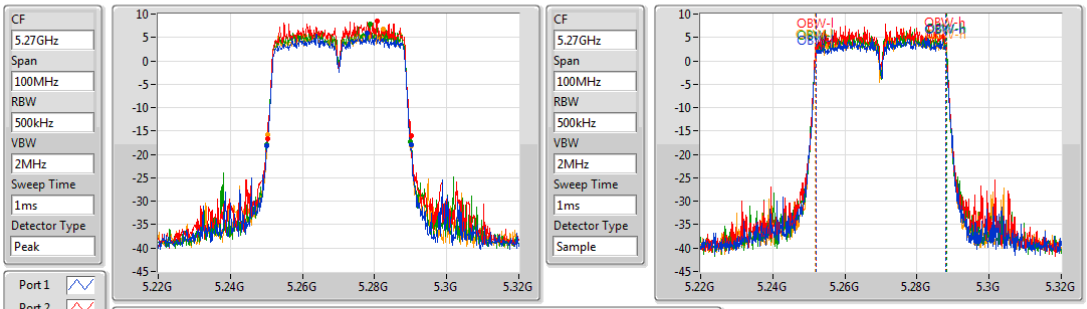

26dB(Hz)	Fl-26dB(Hz)	Fh-26dB(Hz)	OBW(Hz)	Fl-OBW(Hz)	Fh-OBW(Hz)	Limit(Hz)	Port
40.29M	5.25G	5.29029G	36.179M	5.25191G	5.28809G	Inf	1
39.855M	5.25029G	5.290145G	36.179M	5.25191G	5.28809G	Inf	2
40M	5.25G	5.29G	36.324M	5.25191G	5.288234G	Inf	3
40M	5.25029G	5.29029G	36.469M	5.251766G	5.288234G	Inf	4

802.11ac VHT40_Nss1,(MCS0)_4TX EBW

5310MHz

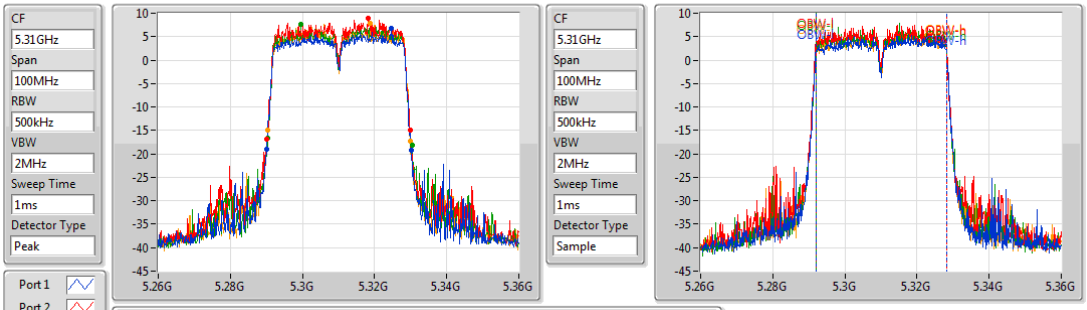

26dB(Hz)	Fl-26dB(Hz)	Fh-26dB(Hz)	OBW(Hz)	Fl-OBW(Hz)	Fh-OBW(Hz)	Limit(Hz)	Port
40.145M	5.29G	5.330145G	36.324M	5.29191G	5.328234G	Inf	1
39.71M	5.290145G	5.329855G	36.324M	5.29191G	5.328234G	Inf	2
40M	5.290435G	5.330435G	36.324M	5.29191G	5.328234G	Inf	3
39.565M	5.29029G	5.329855G	36.324M	5.29191G	5.328234G	Inf	4

802.11ac VHT40_Nss1,(MCS0)_4TX EBW

5510MHz

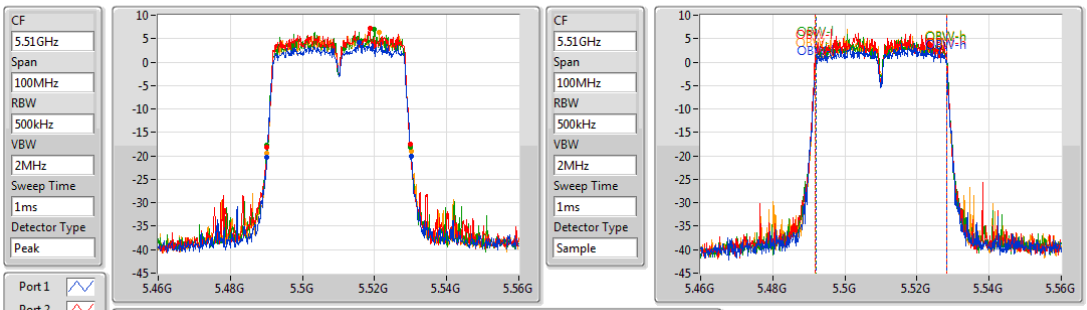

26dB(Hz)	Fl-26dB(Hz)	Fh-26dB(Hz)	OBW(Hz)	Fl-OBW(Hz)	Fh-OBW(Hz)	Limit(Hz)	Port
40.145M	5.490145G	5.53029G	36.324M	5.49191G	5.528234G	Inf	1
39.71M	5.490145G	5.529855G	36.469M	5.491766G	5.528234G	Inf	2
39.855M	5.490145G	5.53G	36.324M	5.49191G	5.528234G	Inf	3
40.145M	5.49G	5.530145G	36.469M	5.491766G	5.528234G	Inf	4

802.11ac VHT40_Nss1,(MCS0)_4TX EBW

5590MHz

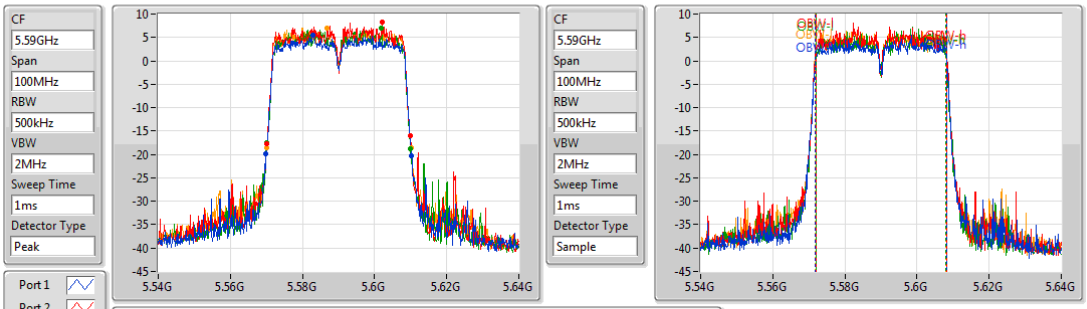

26dB(Hz)	Fl-26dB(Hz)	Fh-26dB(Hz)	OBW(Hz)	Fl-OBW(Hz)	Fh-OBW(Hz)	Limit(Hz)	Port
40.435M	5.569855G	5.61029G	36.469M	5.571766G	5.608234G	Inf	1
39.855M	5.570145G	5.61G	36.324M	5.57191G	5.608234G	Inf	2
40M	5.57G	5.61G	36.179M	5.57191G	5.60809G	Inf	3
40.145M	5.57G	5.610145G	36.324M	5.571766G	5.60809G	Inf	4

802.11ac VHT40_Nss1,(MCS0)_4TX EBW

5670MHz

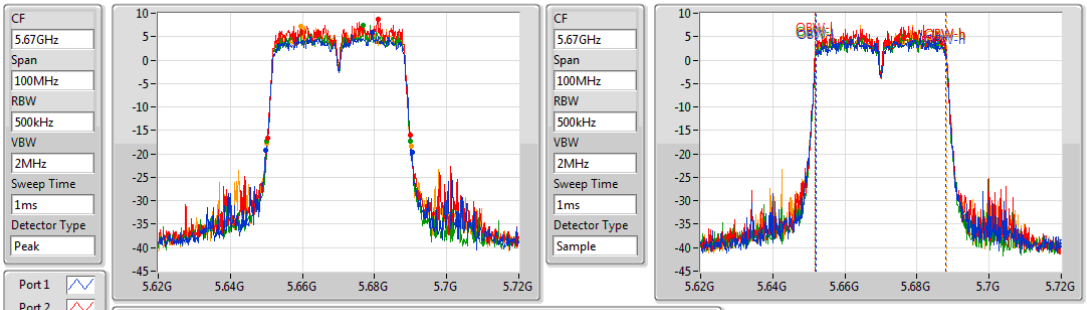

26dB(Hz)	Fl-26dB(Hz)	Fh-26dB(Hz)	OBW(Hz)	Fl-OBW(Hz)	Fh-OBW(Hz)	Limit(Hz)	Port
40.725M	5.64971G	5.690435G	36.179M	5.65191G	5.68809G	Inf	1
39.71M	5.65029G	5.69G	36.324M	5.651766G	5.68809G	Inf	2
39.71M	5.650145G	5.689855G	36.324M	5.651766G	5.68809G	Inf	3
40M	5.650145G	5.690145G	36.469M	5.651766G	5.688234G	Inf	4

802.11ac VHT40_Nss1,(MCS0)_4TX EBW

5710MHz Straddle 5.47-5.725GHz

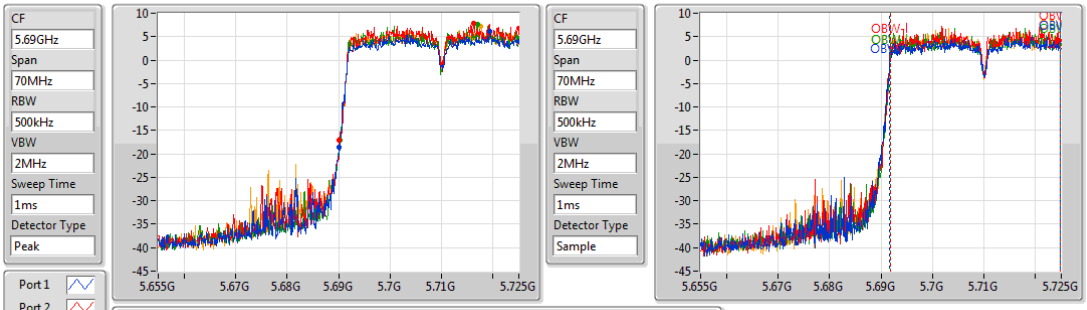

26dB(Hz)	Fl-26dB(Hz)	Fh-26dB(Hz)	OBW(Hz)	Fl-OBW(Hz)	Fh-OBW(Hz)	Limit(Hz)	Port
34.899M	5.690101G	5.725G	33.126M	5.691722G	5.724848G	Inf	1
34.899M	5.690101G	5.725G	33.025M	5.691823G	5.724848G	Inf	2
34.797M	5.690203G	5.725G	33.025M	5.691823G	5.724848G	Inf	3
34.899M	5.690101G	5.725G	32.923M	5.691823G	5.724747G	Inf	4

802.11ac VHT40_Nss1,(MCS0)_4TX EBW

5710MHz Straddle 5.725-5.85GHz

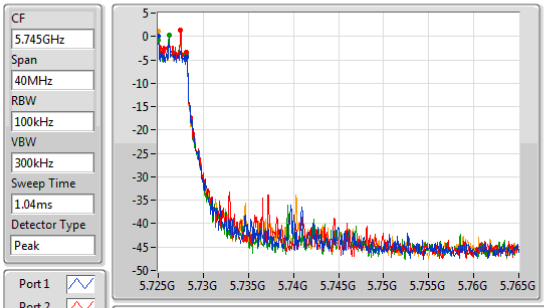

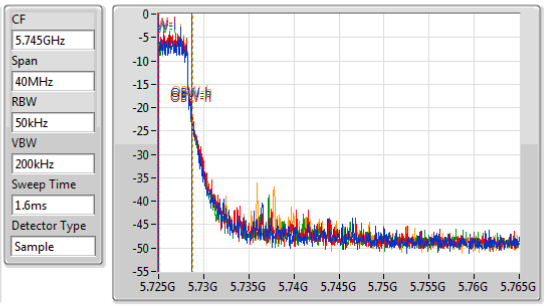

6dB(Hz)	Fl-6dB(Hz)	Fh-6dB(Hz)	OBW(Hz)	Fl-OBW(Hz)	Fh-OBW(Hz)	Limit(Hz)	Port
3.13M	5.725G	5.72813G	3.647M	5.725029G	5.728676G	500k	1
3.13M	5.725G	5.72813G	3.647M	5.725029G	5.728676G	500k	2
3.13M	5.725G	5.72813G	3.647M	5.725029G	5.728676G	500k	3
3.13M	5.725G	5.72813G	3.705M	5.725029G	5.728734G	500k	4

802.11ac VHT40_Nss1,(MCS0)_4TX EBW

5755MHz

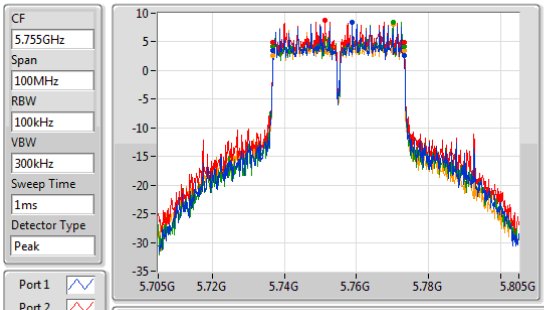

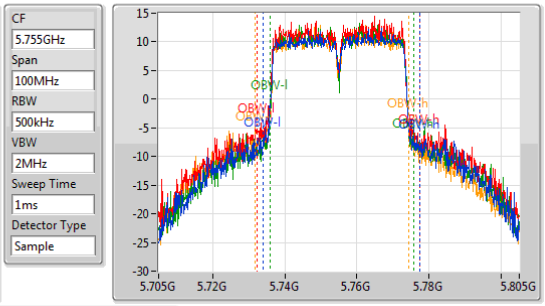

6dB(Hz)	Fl-6dB(Hz)	Fh-6dB(Hz)	OBW(Hz)	Fl-OBW(Hz)	Fh-OBW(Hz)	Limit(Hz)	Port
36.377M	5.736884G	5.773261G	43.271M	5.734016G	5.777287G	500k	1
36.377M	5.736884G	5.773261G	45.007M	5.732424G	5.777431G	500k	2
36.377M	5.736884G	5.773261G	39.942M	5.735897G	5.775839G	500k	3
36.377M	5.736884G	5.773261G	42.547M	5.7317G	5.774247G	500k	4

802.11ac VHT40_Nss1,(MCS0)_4TX EBW

5795MHz

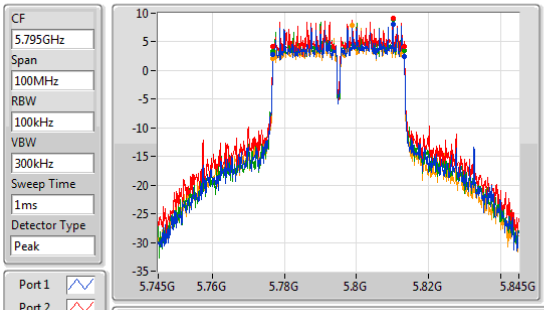

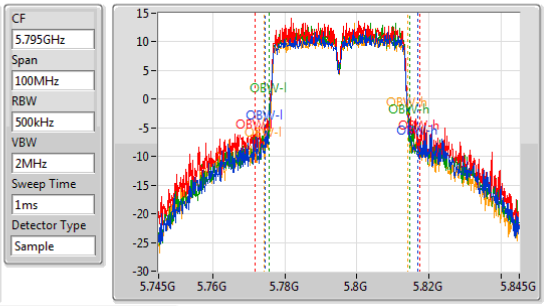

6dB(Hz)	Fl-6dB(Hz)	Fh-6dB(Hz)	OBW(Hz)	Fl-OBW(Hz)	Fh-OBW(Hz)	Limit(Hz)	Port
36.377M	5.776884G	5.813261G	42.402M	5.774595G	5.816997G	500k	1
36.377M	5.776884G	5.813261G	45.731M	5.7717G	5.817431G	500k	2
36.232M	5.776884G	5.813116G	38.784M	5.775753G	5.814537G	500k	3
36.377M	5.776884G	5.813261G	39.797M	5.774305G	5.814103G	500k	4

802.11ac VHT80_Nss1,(MCS0)_4TX EBW

5210MHz

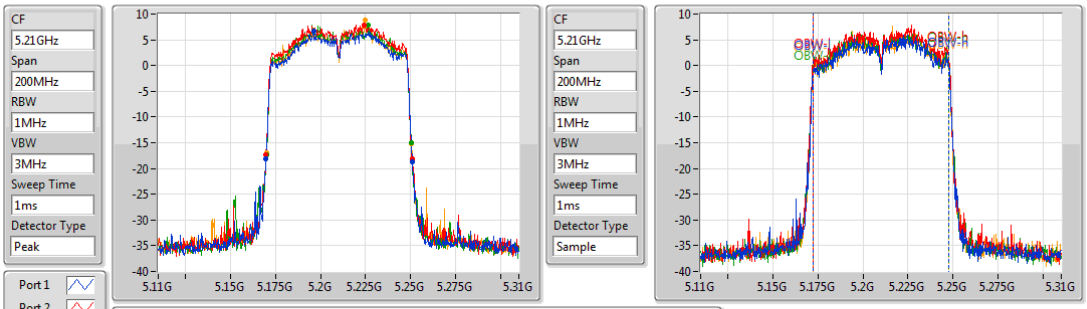

26dB(Hz)	Fl-26dB(Hz)	Fh-26dB(Hz)	OBW(Hz)	Fl-OBW(Hz)	Fh-OBW(Hz)	Limit(Hz)	Port
81.159M	5.16971G	5.25087G	74.964M	5.172663G	5.247627G	Inf	1
81.159M	5.16971G	5.25087G	74.964M	5.172663G	5.247627G	Inf	2
80.58M	5.17G	5.25058G	74.964M	5.172663G	5.247627G	Inf	3
80.58M	5.17G	5.25058G	74.964M	5.172663G	5.247627G	Inf	4

802.11ac VHT80_Nss1,(MCS0)_4TX EBW

5290MHz

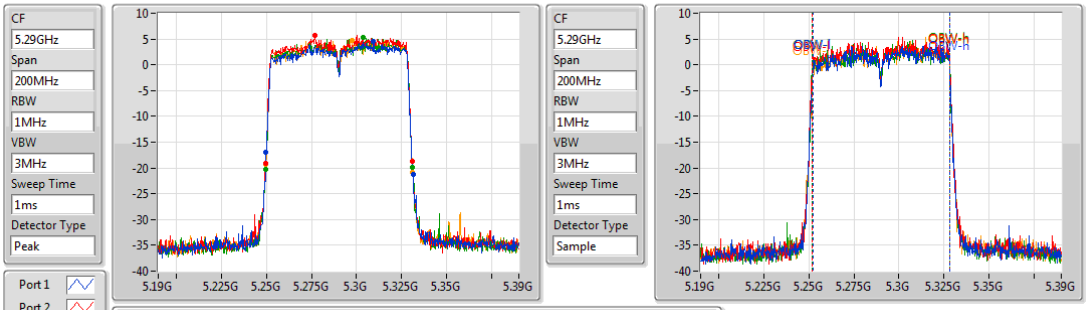

26dB(Hz)	Fl-26dB(Hz)	Fh-26dB(Hz)	OBW(Hz)	Fl-OBW(Hz)	Fh-OBW(Hz)	Limit(Hz)	Port
81.739M	5.24971G	5.331449G	75.543M	5.252373G	5.327916G	Inf	1
81.739M	5.24942G	5.331159G	75.832M	5.252084G	5.327916G	Inf	2
81.449M	5.24942G	5.33087G	75.832M	5.252084G	5.327916G	Inf	3
81.739M	5.24942G	5.331159G	75.832M	5.252084G	5.327916G	Inf	4

802.11ac VHT80_Nss1,(MCS0)_4TX EBW

5530MHz

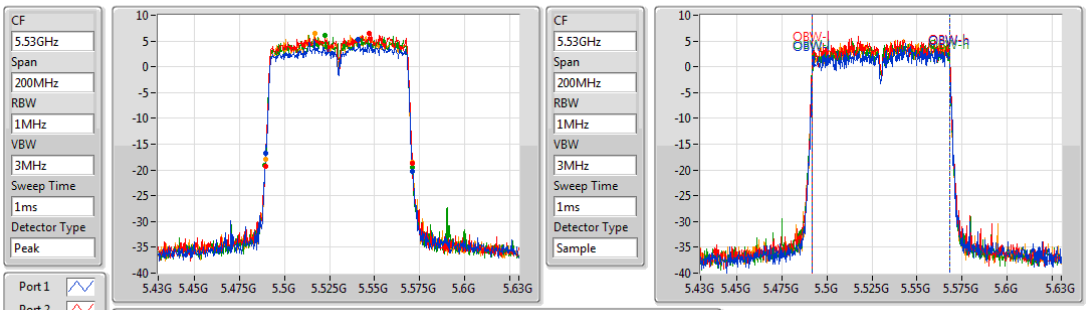

26dB(Hz)	Fl-26dB(Hz)	Fh-26dB(Hz)	OBW(Hz)	Fl-OBW(Hz)	Fh-OBW(Hz)	Limit(Hz)	Port
81.739M	5.48942G	5.571159G	75.832M	5.492084G	5.567916G	Inf	1
81.449M	5.48942G	5.57087G	76.122M	5.492084G	5.568205G	Inf	2
82.029M	5.48913G	5.571159G	75.832M	5.492084G	5.567916G	Inf	3
81.449M	5.48942G	5.57087G	75.832M	5.492084G	5.567916G	Inf	4

802.11ac VHT80_Nss1,(MCS0)_4TX EBW

5610MHz

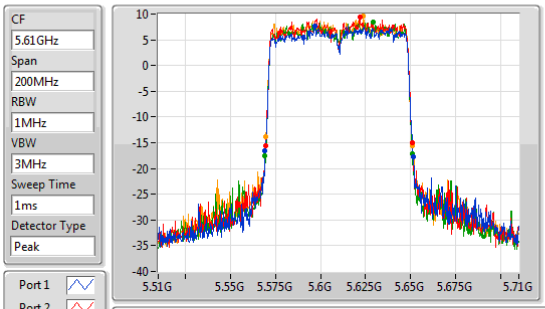

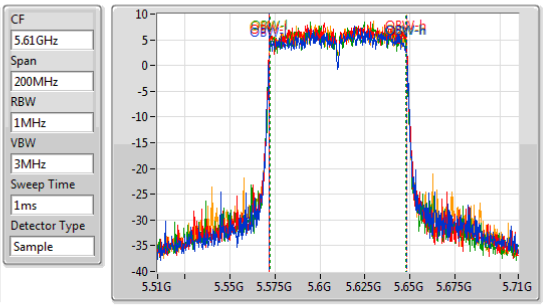

26dB(Hz)	Fl-26dB(Hz)	Fh-26dB(Hz)	OBW(Hz)	Fl-OBW(Hz)	Fh-OBW(Hz)	Limit(Hz)	Port
82.609M	5.56913G	5.651739G	75.832M	5.572084G	5.647916G	Inf	1
81.739M	5.56942G	5.651159G	75.832M	5.572084G	5.647916G	Inf	2
81.739M	5.56913G	5.65087G	75.253M	5.572373G	5.647627G	Inf	3
81.159M	5.56971G	5.65087G	75.832M	5.572084G	5.647916G	Inf	4

802.11ac VHT80_Nss1,(MCS0)_4TX EBW

5690MHz Straddle 5.47-5.725GHz

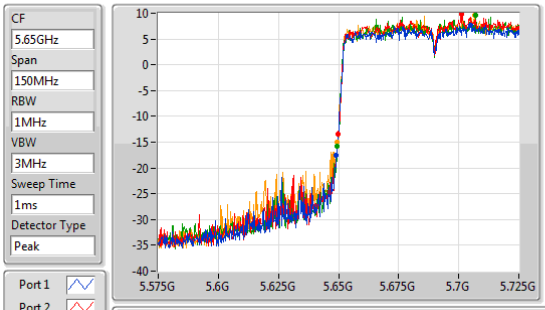

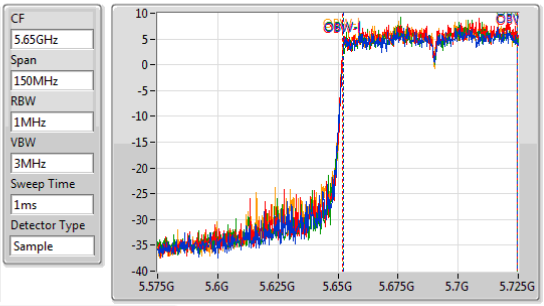

26dB(Hz)	Fl-26dB(Hz)	Fh-26dB(Hz)	OBW(Hz)	Fl-OBW(Hz)	Fh-OBW(Hz)	Limit(Hz)	Port
75.87M	5.64913G	5.725G	72.504M	5.652171G	5.724674G	Inf	1
75.217M	5.649783G	5.725G	72.721M	5.651954G	5.724674G	Inf	2
75.435M	5.649565G	5.725G	72.504M	5.652171G	5.724674G	Inf	3
75.435M	5.649565G	5.725G	72.721M	5.651954G	5.724674G	Inf	4

802.11ac VHT80_Nss1,(MCS0)_4TX EBW

5690MHz Straddle 5.725-5.85GHz

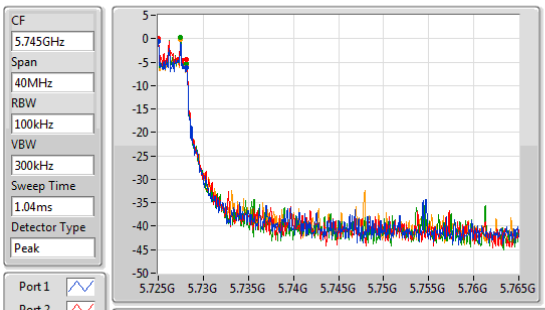

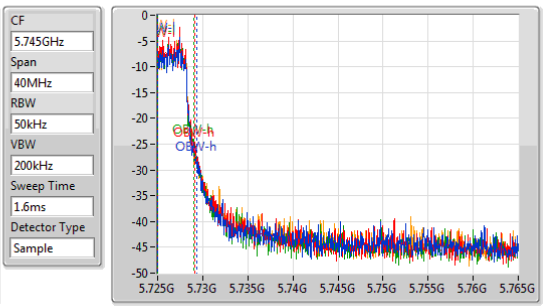

6dB(Hz)	Fl-6dB(Hz)	Fh-6dB(Hz)	OBW(Hz)	Fl-OBW(Hz)	Fh-OBW(Hz)	Limit(Hz)	Port
3.13M	5.725G	5.72813G	4.342M	5.725029G	5.72937G	500k	1
3.13M	5.725G	5.72813G	4.11M	5.725029G	5.729139G	500k	2
3.13M	5.725G	5.72813G	3.994M	5.725029G	5.729023G	500k	3
3.13M	5.725G	5.72813G	4.284M	5.725029G	5.729313G	500k	4

802.11ac VHT80_Nss1,(MCS0)_4TX **EBW**

5775MHz

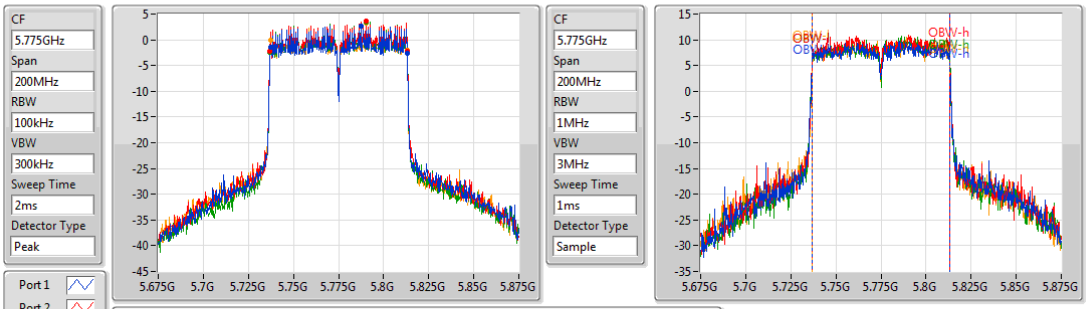

6dB(Hz)	Fl-6dB(Hz)	Fh-6dB(Hz)	OBW(Hz)	Fl-OBW(Hz)	Fh-OBW(Hz)	Limit(Hz)	Port
75.652M	5.737319G	5.812971G	76.411M	5.736795G	5.813205G	500k	1
76.522M	5.736739G	5.813261G	75.832M	5.737084G	5.812916G	500k	2
76.232M	5.737029G	5.813261G	76.122M	5.737084G	5.813205G	500k	3
75.942M	5.737319G	5.813261G	76.122M	5.737084G	5.813205G	500k	4

Beamforming mode

Summary

Mode	Max-N dB (Hz)	Max-OBW (Hz)	ITU-Code	Min-N dB (Hz)	Min-OBW (Hz)
5.15-5.25GHz	-	-	-	-	-
802.11ac VHT20-BF_Nss1,(MCS0)_4TX	21.812M	17.945M	17M9D1D	21.377M	17.728M
5.25-5.35GHz	-	-	-	-	-
802.11ac VHT20-BF_Nss1,(MCS0)_4TX	21.957M	18.017M	18M0D1D	21.594M	17.656M
5.47-5.725GHz	-	-	-	-	-
802.11ac VHT20-BF_Nss1,(MCS0)_4TX	21.957M	17.945M	17M9D1D	15.609M	13.893M
5.725-5.85GHz	-	-	-	-	-
802.11ac VHT20-BF_Nss1,(MCS0)_4TX	17.826M	18.162M	18M2D1D	3.768M	4.284M

Max-N dB = Maximum 6dB down bandwidth for 5.725-5.85GHz band / Maximum 26dB down bandwidth for other band;
Max-OBW = Maximum 99% occupied bandwidth;
Min-N dB = Minimum 6dB down bandwidth for 5.725-5.85GHz band / Maximum 26dB down bandwidth for other band;
Min-OBW = Minimum 99% occupied bandwidth;

Result

Mode	Result	Limit (Hz)	Port 1-N dB (Hz)	Port 1-OBW (Hz)	Port 2-N dB (Hz)	Port 2-OBW (Hz)	Port 3-N dB (Hz)	Port 3-OBW (Hz)	Port 4-N dB (Hz)	Port 4-OBW (Hz)
802.11ac VHT20-BF_Nss1,(MCS0)_4TX	-	-	-	-	-	-	-	-	-	-
5180MHz	Pass	Inf	21.667M	17.8M	21.377M	17.873M	21.812M	17.873M	21.377M	17.728M
5200MHz	Pass	Inf	21.522M	17.728M	21.739M	17.945M	21.812M	17.873M	21.522M	17.8M
5240MHz	Pass	Inf	21.377M	17.8M	21.739M	17.945M	21.812M	17.8M	21.739M	17.873M
5260MHz	Pass	Inf	21.594M	17.8M	21.739M	18.017M	21.812M	17.873M	21.667M	17.8M
5300MHz	Pass	Inf	21.667M	17.945M	21.667M	17.873M	21.957M	17.945M	21.667M	17.656M
5320MHz	Pass	Inf	21.739M	17.873M	21.739M	17.873M	21.957M	17.873M	21.594M	17.873M
5500MHz	Pass	Inf	21.667M	17.8M	21.304M	17.873M	21.739M	17.945M	21.594M	17.873M
5580MHz	Pass	Inf	21.812M	17.728M	21.449M	17.728M	21.884M	17.8M	21.957M	17.873M
5700MHz	Pass	Inf	21.884M	17.873M	21.377M	17.728M	21.739M	17.873M	21.739M	17.873M
5720MHz Straddle 5.47-5.725GHz	Pass	Inf	15.739M	13.893M	15.609M	13.936M	15.826M	13.936M	15.652M	13.936M
5720MHz Straddle 5.725-5.85GHz	Pass	500k	3.768M	4.342M	3.884M	4.342M	3.768M	4.399M	3.768M	4.284M
5745MHz	Pass	500k	15.725M	17.511M	17.826M	18.09M	17.609M	17.873M	17.826M	18.017M
5785MHz	Pass	500k	17.536M	17.8M	17.681M	18.017M	17.536M	17.945M	17.681M	17.945M
5825MHz	Pass	500k	17.754M	18.017M	17.754M	18.017M	17.609M	18.017M	17.754M	18.162M

Port X-N dB = Port **X** 6dB down bandwidth for 5.725-5.85GHz band / 26dB down bandwidth for other band
Port X-OBW = Port **X** 99% occupied bandwidth;

802.11ac VHT20-BF_Nss1,(MCS0)_4TX EBW

5180MHz

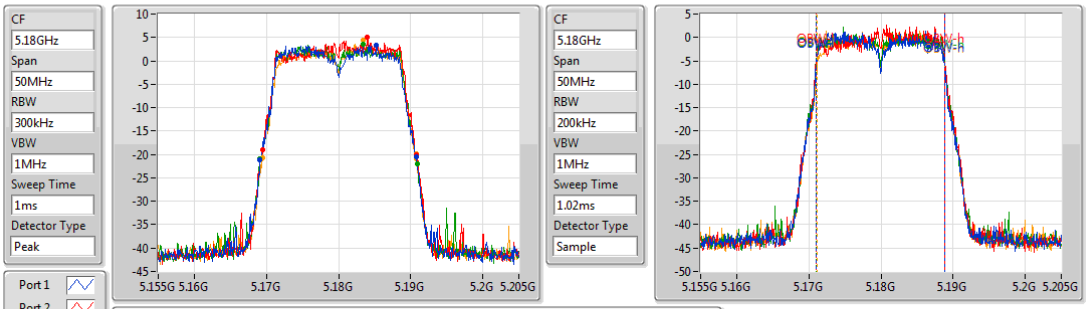

26dB(Hz)	Fl-26dB(Hz)	Fh-26dB(Hz)	OBW(Hz)	Fl-OBW(Hz)	Fh-OBW(Hz)	Limit(Hz)	Port
21.667M	5.16913G	5.190797G	17.8M	5.171027G	5.188828G	Inf	1
21.377M	5.16942G	5.190797G	17.873M	5.171027G	5.1889G	Inf	2
21.812M	5.16913G	5.190942G	17.873M	5.171027G	5.1889G	Inf	3
21.377M	5.16942G	5.190797G	17.728M	5.171172G	5.1889G	Inf	4

802.11ac VHT20-BF_Nss1,(MCS0)_4TX EBW

5200MHz

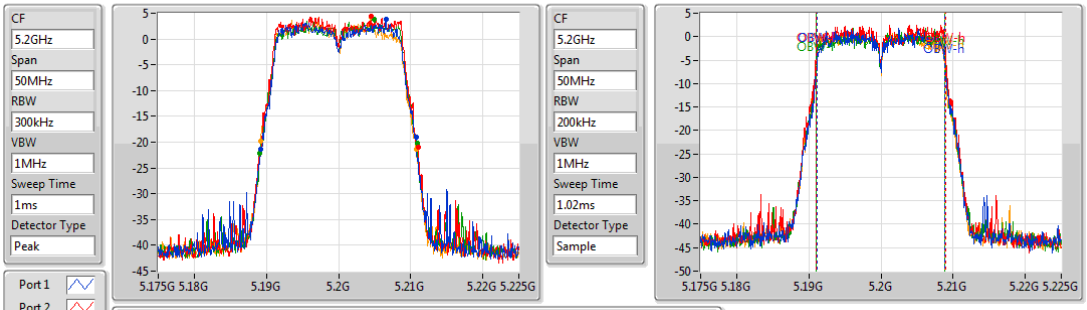

26dB(Hz)	Fl-26dB(Hz)	Fh-26dB(Hz)	OBW(Hz)	Fl-OBW(Hz)	Fh-OBW(Hz)	Limit(Hz)	Port
21.522M	5.189203G	5.210725G	17.728M	5.191172G	5.2089G	Inf	1
21.739M	5.189275G	5.211014G	17.945M	5.191027G	5.208973G	Inf	2
21.812M	5.189058G	5.21087G	17.873M	5.191027G	5.2089G	Inf	3
21.522M	5.189203G	5.210725G	17.8M	5.191027G	5.208828G	Inf	4

802.11ac VHT20-BF_Nss1,(MCS0)_4TX EBW

5240MHz

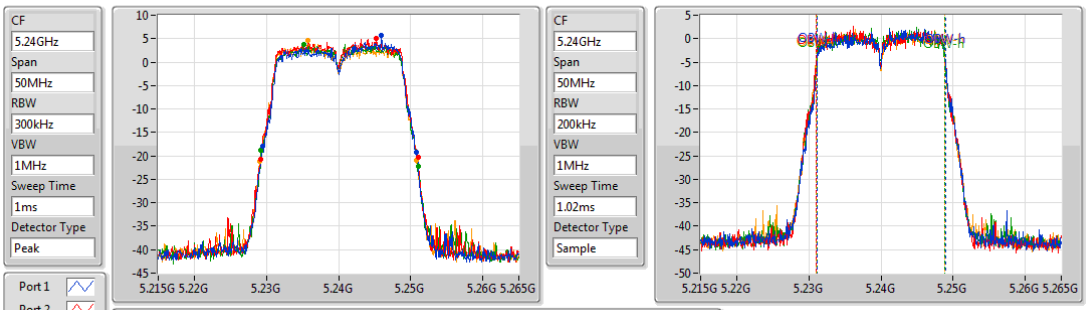

26dB(Hz)	Fl-26dB(Hz)	Fh-26dB(Hz)	OBW(Hz)	Fl-OBW(Hz)	Fh-OBW(Hz)	Limit(Hz)	Port
21.377M	5.22942G	5.250797G	17.8M	5.231172G	5.248973G	Inf	1
21.739M	5.229275G	5.251014G	17.945M	5.231027G	5.248973G	Inf	2
21.812M	5.229275G	5.251087G	17.8M	5.2311G	5.2489G	Inf	3
21.739M	5.229058G	5.250797G	17.873M	5.231027G	5.2489G	Inf	4

802.11ac VHT20-BF_Nss1,(MCS0)_4TX EBW

5260MHz

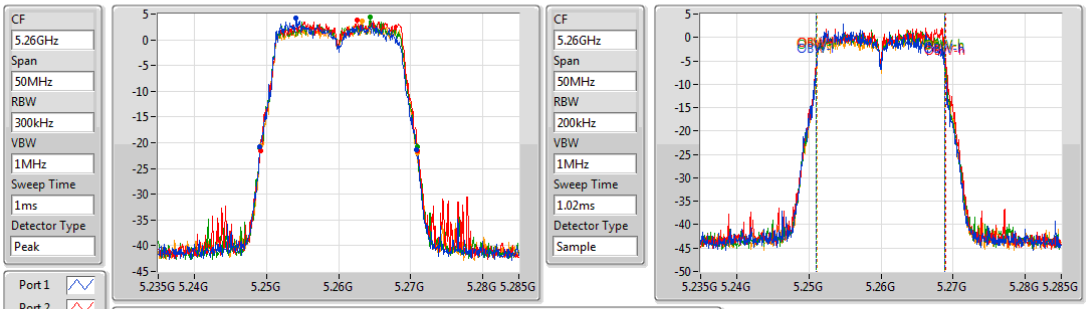

26dB(Hz)	Fl-26dB(Hz)	Fh-26dB(Hz)	OBW(Hz)	Fl-OBW(Hz)	Fh-OBW(Hz)	Limit(Hz)	Port
21.594M	5.24913G	5.270725G	17.8M	5.251027G	5.268828G	Inf	1
21.739M	5.249203G	5.270942G	18.017M	5.251027G	5.269045G	Inf	2
21.812M	5.24913G	5.270942G	17.873M	5.251027G	5.2689G	Inf	3
21.667M	5.249203G	5.27087G	17.8M	5.2511G	5.2689G	Inf	4

802.11ac VHT20-BF_Nss1,(MCS0)_4TX EBW

5300MHz

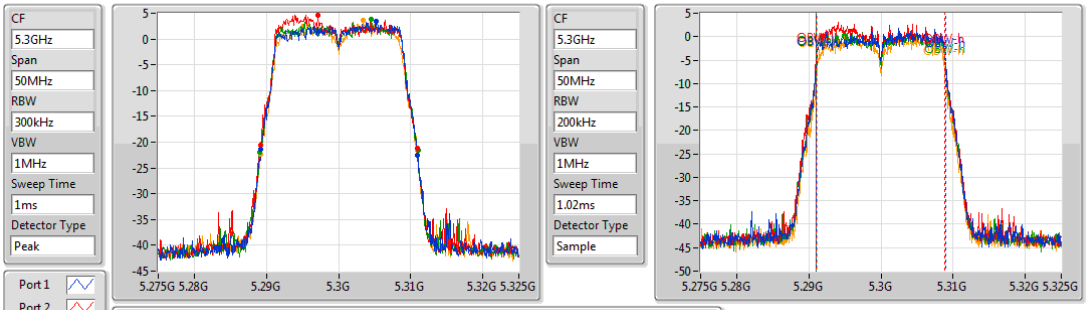

26dB(Hz)	Fl-26dB(Hz)	Fh-26dB(Hz)	OBW(Hz)	Fl-OBW(Hz)	Fh-OBW(Hz)	Limit(Hz)	Port
21.667M	5.289275G	5.310942G	17.945M	5.291027G	5.308973G	Inf	1
21.667M	5.289203G	5.31087G	17.873M	5.291027G	5.3089G	Inf	2
21.957M	5.289058G	5.311014G	17.945M	5.291027G	5.308973G	Inf	3
21.667M	5.289275G	5.310942G	17.656M	5.291172G	5.308828G	Inf	4

802.11ac VHT20-BF_Nss1,(MCS0)_4TX EBW

5320MHz

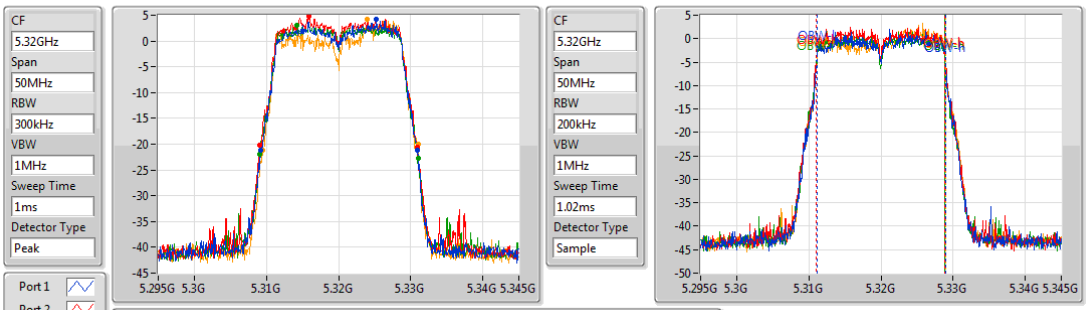

26dB(Hz)	Fl-26dB(Hz)	Fh-26dB(Hz)	OBW(Hz)	Fl-OBW(Hz)	Fh-OBW(Hz)	Limit(Hz)	Port
21.739M	5.309203G	5.330942G	17.873M	5.3111G	5.328973G	Inf	1
21.739M	5.30913G	5.33087G	17.873M	5.311027G	5.3289G	Inf	2
21.957M	5.309058G	5.331014G	17.873M	5.311027G	5.3289G	Inf	3
21.594M	5.30942G	5.331014G	17.873M	5.3111G	5.328973G	Inf	4

802.11ac VHT20-BF_Nss1,(MCS0)_4TX **EBW**

5500MHz

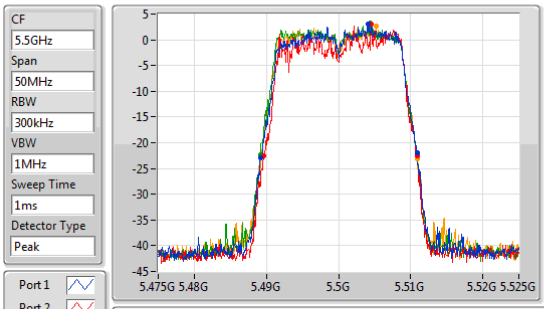

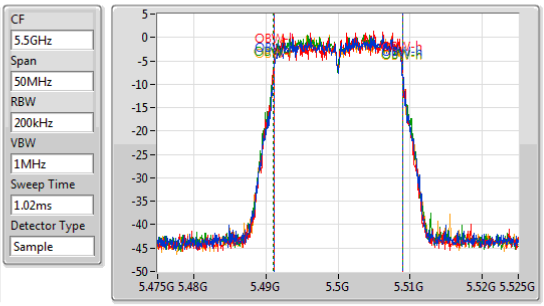

26dB(Hz)	Fl-26dB(Hz)	Fh-26dB(Hz)	OBW(Hz)	Fl-OBW(Hz)	Fh-OBW(Hz)	Limit(Hz)	Port
21.667M	5.489203G	5.51087G	17.8M	5.491172G	5.508973G	Inf	1
21.304M	5.489565G	5.51087G	17.873M	5.4911G	5.508973G	Inf	2
21.739M	5.489203G	5.510942G	17.945M	5.491027G	5.508973G	Inf	3
21.594M	5.489275G	5.51087G	17.873M	5.4911G	5.508973G	Inf	4

802.11ac VHT20-BF_Nss1,(MCS0)_4TX **EBW**

5580MHz

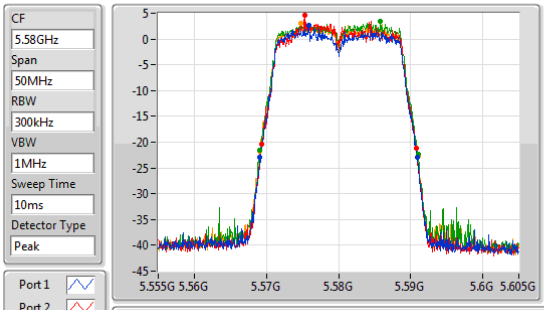

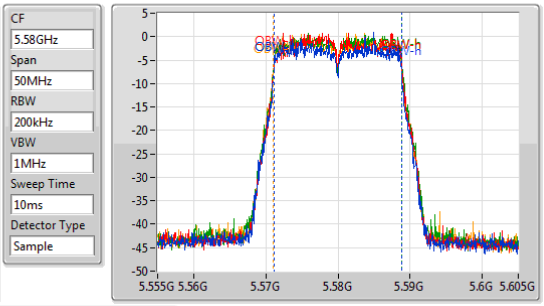

26dB(Hz)	Fl-26dB(Hz)	Fh-26dB(Hz)	OBW(Hz)	Fl-OBW(Hz)	Fh-OBW(Hz)	Limit(Hz)	Port
21.812M	5.56913G	5.590942G	17.728M	5.5711G	5.588828G	Inf	1
21.449M	5.569348G	5.590797G	17.728M	5.571172G	5.5889G	Inf	2
21.884M	5.56913G	5.591014G	17.8M	5.5711G	5.5889G	Inf	3
21.957M	5.569058G	5.591014G	17.873M	5.571027G	5.5889G	Inf	4

802.11ac VHT20-BF_Nss1,(MCS0)_4TX **EBW**

5700MHz

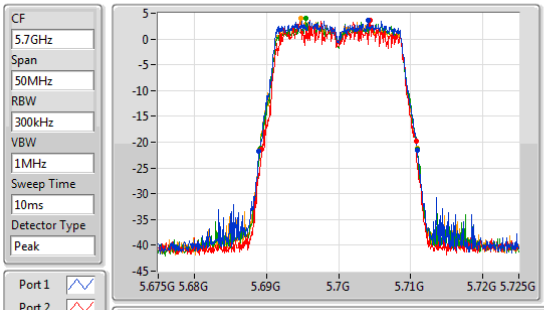

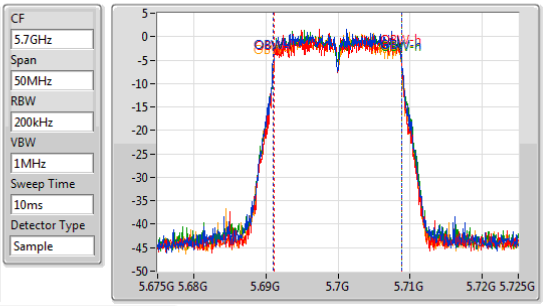

26dB(Hz)	Fl-26dB(Hz)	Fh-26dB(Hz)	OBW(Hz)	Fl-OBW(Hz)	Fh-OBW(Hz)	Limit(Hz)	Port
21.884M	5.688986G	5.71087G	17.873M	5.691027G	5.7089G	Inf	1
21.377M	5.689348G	5.710725G	17.728M	5.6911G	5.708828G	Inf	2
21.739M	5.689203G	5.710942G	17.873M	5.691027G	5.7089G	Inf	3
21.739M	5.68913G	5.71087G	17.873M	5.691027G	5.7089G	Inf	4

802.11ac VHT20-BF_Nss1,(MCS0)_4TX EBW

5720MHz Straddle 5.47-5.725GHz

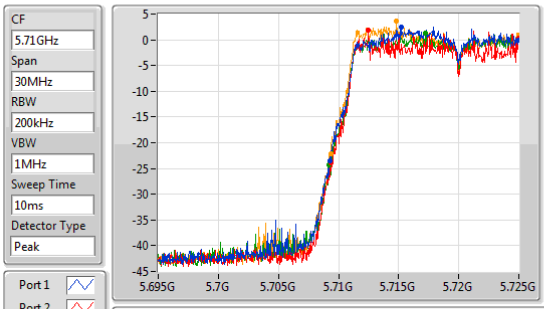

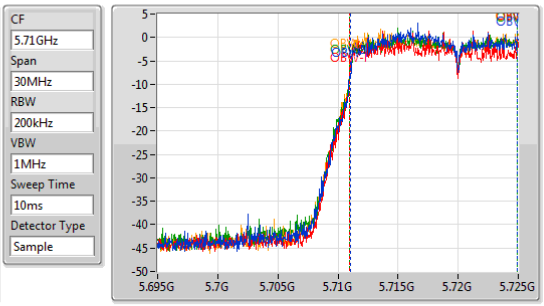

26dB(Hz)	Fl-26dB(Hz)	Fh-26dB(Hz)	OBW(Hz)	Fl-OBW(Hz)	Fh-OBW(Hz)	Limit(Hz)	Port
15.739M	5.709261G	5.725G	13.893M	5.711042G	5.724935G	Inf	1
15.609M	5.709391G	5.725G	13.936M	5.710999G	5.724935G	Inf	2
15.826M	5.709174G	5.725G	13.936M	5.710999G	5.724935G	Inf	3
15.652M	5.709348G	5.725G	13.936M	5.710999G	5.724935G	Inf	4

802.11ac VHT20-BF_Nss1,(MCS0)_4TX EBW

5720MHz Straddle 5.725-5.85GHz

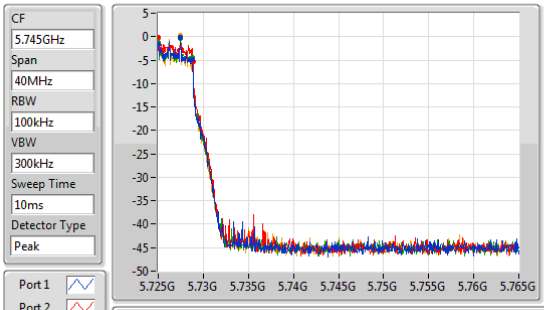

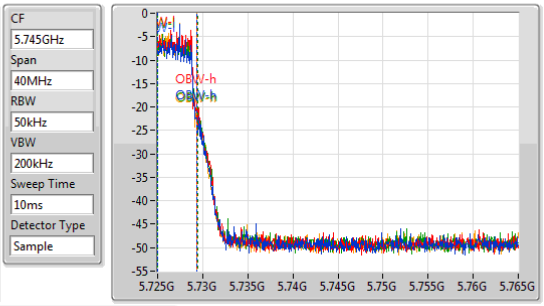

6dB(Hz)	Fl-6dB(Hz)	Fh-6dB(Hz)	OBW(Hz)	Fl-OBW(Hz)	Fh-OBW(Hz)	Limit(Hz)	Port
3.768M	5.725G	5.728768G	4.342M	5.725029G	5.72937G	500k	1
3.884M	5.725G	5.728884G	4.342M	5.725029G	5.72937G	500k	2
3.768M	5.725G	5.728768G	4.399M	5.725029G	5.729428G	500k	3
3.768M	5.725G	5.728768G	4.284M	5.725029G	5.729313G	500k	4

802.11ac VHT20-BF_Nss1,(MCS0)_4TX EBW

5745MHz

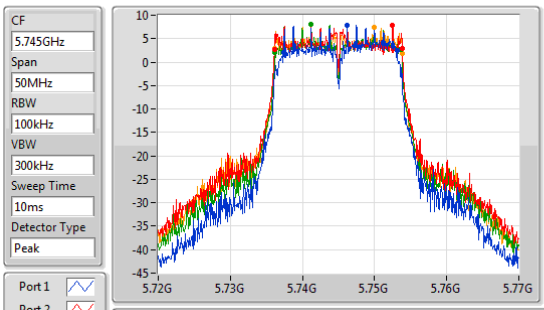

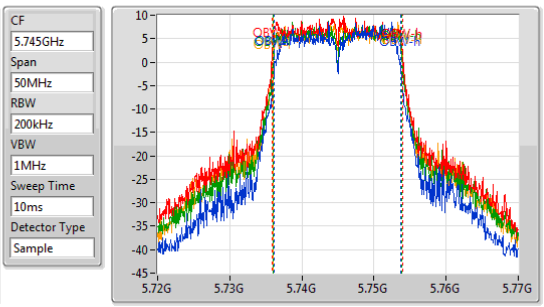

6dB(Hz)	Fl-6dB(Hz)	Fh-6dB(Hz)	OBW(Hz)	Fl-OBW(Hz)	Fh-OBW(Hz)	Limit(Hz)	Port
15.725M	5.737391G	5.753116G	17.511M	5.736172G	5.753683G	500k	1
17.826M	5.736087G	5.753913G	18.09M	5.735883G	5.753973G	500k	2
17.609M	5.736159G	5.753768G	17.873M	5.736027G	5.7539G	500k	3
17.826M	5.736087G	5.753913G	18.017M	5.735955G	5.753973G	500k	4

802.11ac VHT20-BF_Nss1,(MCS0)_4TX **EBW**

5785MHz

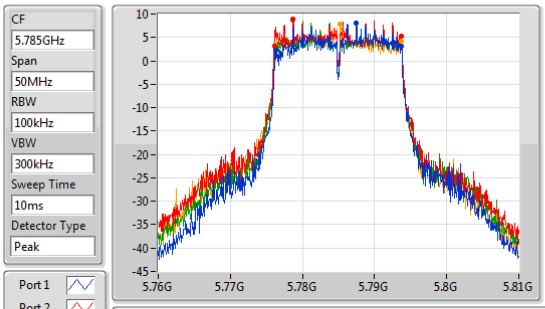

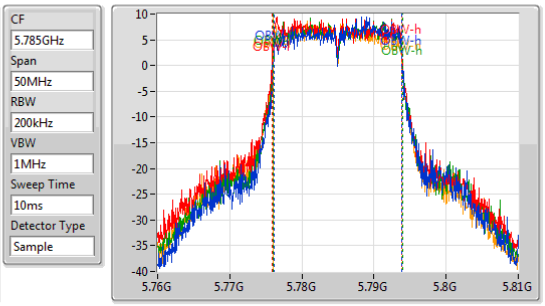

6dB(Hz)	Fl-6dB(Hz)	Fh-6dB(Hz)	OBW(Hz)	Fl-OBW(Hz)	Fh-OBW(Hz)	Limit(Hz)	Port
17.536M	5.776232G	5.793768G	17.8M	5.7761G	5.7939G	500k	1
17.681M	5.776087G	5.793768G	18.017M	5.775883G	5.7939G	500k	2
17.536M	5.776232G	5.793768G	17.945M	5.776027G	5.793973G	500k	3
17.681M	5.776087G	5.793768G	17.945M	5.775955G	5.7939G	500k	4

802.11ac VHT20-BF_Nss1,(MCS0)_4TX **EBW**

5825MHz

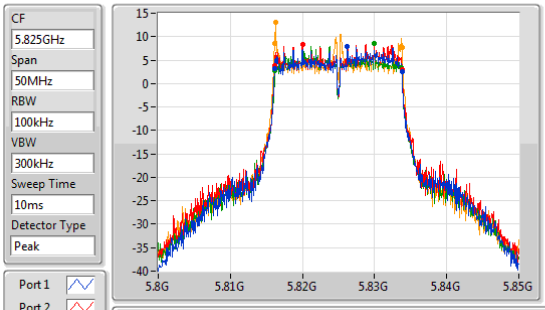

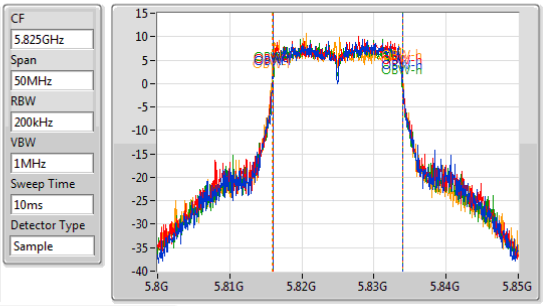

6dB(Hz)	Fl-6dB(Hz)	Fh-6dB(Hz)	OBW(Hz)	Fl-OBW(Hz)	Fh-OBW(Hz)	Limit(Hz)	Port
17.754M	5.816087G	5.833841G	18.017M	5.815955G	5.833973G	500k	1
17.754M	5.816087G	5.833841G	18.017M	5.815955G	5.833973G	500k	2
17.609M	5.816159G	5.833768G	18.017M	5.815955G	5.833973G	500k	3
17.754M	5.816087G	5.833841G	18.162M	5.81581G	5.833973G	500k	4

3.3 RF Output Power

3.3.1 Limit of RF Output Power

Frequency band 5150-5250 MHz		
Operating Mode		**Limit**
☐	Outdoor access point	Conducted Power: 1 W The maximum e.i.r.p. at any elevation angle above 30 degrees as measured from the horizon must not exceed 125 mW (21 dBm)
☐	Indoor access point	Conducted Power: 1 W
☐	Fixed point-to-point access points	Conducted Power: 1 W
☒	Client devices	Conducted Power: 250 mW

Frequency Band (MHz)		**Limit**
☒	5250 ~ 5350	Conducted Power: 250mW or 11dBm+10 log B
☒	5470 ~ 5725	Conducted Power: 250mW or 11dBm+10 log B
☒	5725 ~ 5850	Conducted Power: 1 W
Note: “B” is the 26dB emission bandwidth in MHz.		

3.3.2 Test Procedures

Method PM-G (Measurement using a gated RF average power meter)

Measurements is performed using a wideband gated RF power meter provided that the gate parameters are adjusted such that the power is measured only when the EUT is transmitting at its maximum power control level. Since the measurement is made only during the ON time of the transmitter, no duty cycle correction factor is required.

Spectrum analyzer (For channel that extends across the 5.725 GHz boundary)

1. Set RBW = 1MHz, VBW = 3MHz, Sweep time = Auto, Detector = RMS.
2. Trace average at least 100 traces in power averaging mode.
3. Compute power by integrating the spectrum across the 26 dB EBW.
4. Add 10 log(1/X, X:duty cycle) if duty cycle is <98%).

3.3.3 Test Setup

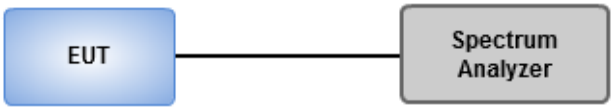

3.3.4 Test Result of Maximum Conducted Output Power

Non-beamforming mode

Summary

Mode	Total Power (dBm)	Total Power (W)	EIRP (dBm)	EIRP (W)
5.15-5.25GHz	-	-	-	-
802.11a_Nss1,(6Mbps)_4TX	19.11	0.08147	24.41	0.27606
802.11ac VHT20_Nss1,(MCS0)_4TX	19.06	0.08054	24.36	0.27290
802.11ac VHT40_Nss1,(MCS0)_4TX	21.90	0.15488	27.20	0.52481
802.11ac VHT80_Nss1,(MCS0)_4TX	21.34	0.13614	26.64	0.46132
5.25-5.35GHz	-	-	-	-
802.11a_Nss1,(6Mbps)_4TX	18.88	0.07727	24.88	0.30761
802.11ac VHT20_Nss1,(MCS0)_4TX	18.83	0.07638	24.83	0.30409
802.11ac VHT40_Nss1,(MCS0)_4TX	22.12	0.16293	28.12	0.64863
802.11ac VHT80_Nss1,(MCS0)_4TX	19.73	0.09397	25.73	0.37411
5.47-5.725GHz	-	-	-	-
802.11a_Nss1,(6Mbps)_4TX	18.87	0.07709	24.37	0.27353
802.11ac VHT20_Nss1,(MCS0)_4TX	18.83	0.07638	24.33	0.27102
802.11ac VHT40_Nss1,(MCS0)_4TX	21.99	0.15812	27.49	0.56105
802.11ac VHT80_Nss1,(MCS0)_4TX	23.59	0.22856	29.09	0.81096
5.725-5.85GHz	-	-	-	-
802.11a_Nss1,(6Mbps)_4TX	27.21	0.52602	32.71	1.86638
802.11ac VHT20_Nss1,(MCS0)_4TX	27.14	0.51761	32.64	1.83654
802.11ac VHT40_Nss1,(MCS0)_4TX	28.96	0.78705	34.46	2.79254
802.11ac VHT80_Nss1,(MCS0)_4TX	26.21	0.41783	31.71	1.48252

Result

Mode	Result	DG (dBi)	Port 1 (dBm)	Port 2 (dBm)	Port 3 (dBm)	Port 4 (dBm)	Total Power (dBm)	Power Limit (dBm)	EIRP (dBm)	EIRP Limit (dBm)
802.11a_Nss1,(6Mbps)_4TX	-	-	-	-	-	-	-	-	-	-
5180MHz	Pass	5.30	12.85	13.35	12.99	12.77	19.02	24.00	24.32	30.00
5200MHz	Pass	5.30	12.98	13.22	12.84	12.69	18.96	24.00	24.26	30.00
5240MHz	Pass	5.30	12.97	13.43	13.15	12.76	19.11	24.00	24.41	30.00
5260MHz	Pass	6.00	12.54	12.88	12.67	12.33	18.63	24.00	24.63	30.00
5300MHz	Pass	6.00	12.74	12.77	12.87	12.45	18.73	24.00	24.73	30.00
5320MHz	Pass	6.00	12.96	12.93	12.89	12.63	18.88	24.00	24.88	30.00
5500MHz	Pass	5.50	12.63	12.84	12.61	12.54	18.68	24.00	24.18	30.00
5580MHz	Pass	5.50	12.55	13.15	12.81	12.85	18.87	24.00	24.37	30.00
5700MHz	Pass	5.50	12.51	12.75	12.22	12.51	18.52	24.00	24.02	30.00
5720MHz Straddle 5.47-5.725GHz	Pass	5.50	11.52	11.98	11.46	11.33	17.60	22.91	23.10	28.91
5720MHz Straddle 5.725-5.85GHz	Pass	5.50	5.36	5.29	5.09	5.63	11.37	30.00	16.87	36.00
5745MHz	Pass	5.50	21.25	21.45	21.18	20.84	27.21	30.00	32.71	36.00
5785MHz	Pass	5.50	21.01	21.21	21.06	20.23	26.91	30.00	32.41	36.00
5825MHz	Pass	5.50	20.48	20.7	21.01	19.81	26.54	30.00	32.04	36.00
802.11ac VHT20_Nss1,(MCS0)_4TX	-	-	-	-	-	-	-	-	-	-
5180MHz	Pass	5.30	12.77	13.16	12.92	12.68	18.91	24.00	24.21	30.00
5200MHz	Pass	5.30	12.95	13.19	12.82	12.65	18.93	24.00	24.23	30.00
5240MHz	Pass	5.30	12.93	13.38	13.11	12.73	19.06	24.00	24.36	30.00
5260MHz	Pass	6.00	12.51	12.85	12.65	12.31	18.61	24.00	24.61	30.00
5300MHz	Pass	6.00	12.71	12.75	12.83	12.43	18.70	24.00	24.70	30.00
5320MHz	Pass	6.00	12.94	12.86	12.82	12.61	18.83	24.00	24.83	30.00
5500MHz	Pass	5.50	12.61	12.79	12.58	12.49	18.64	24.00	24.14	30.00
5580MHz	Pass	5.50	12.53	13.12	12.77	12.81	18.83	24.00	24.33	30.00
5700MHz	Pass	5.50	12.42	12.71	12.18	12.39	18.45	24.00	23.95	30.00
5720MHz Straddle 5.47-5.725GHz	Pass	5.50	11.32	11.62	11.33	11.37	17.43	22.92	22.93	28.92
5720MHz Straddle 5.725-5.85GHz	Pass	5.50	5.74	6.15	5.82	5.83	11.91	30.00	17.41	36.00
5745MHz	Pass	5.50	21.2	21.31	21.19	20.77	27.14	30.00	32.64	36.00
5785MHz	Pass	5.50	20.95	21.18	21.05	20.14	26.87	30.00	32.37	36.00
5825MHz	Pass	5.50	20.47	20.65	20.98	19.77	26.51	30.00	32.01	36.00
802.11ac VHT40_Nss1,(MCS0)_4TX	-	-	-	-	-	-	-	-	-	-
5190MHz	Pass	5.30	15.85	16.04	15.64	15.44	21.77	24.00	27.07	30.00
5230MHz	Pass	5.30	15.95	16.23	15.76	15.55	21.90	24.00	27.20	30.00
5270MHz	Pass	6.00	16.13	16.51	16.06	15.64	22.12	24.00	28.12	30.00
5310MHz	Pass	6.00	16.11	16.41	16.08	15.75	22.11	24.00	28.11	30.00

Mode	Result	DG (dBi)	Port 1 (dBm)	Port 2 (dBm)	Port 3 (dBm)	Port 4 (dBm)	Total Power (dBm)	Power Limit (dBm)	EIRP (dBm)	EIRP Limit (dBm)
5510MHz	Pass	5.50	14.55	15.13	14.81	14.88	20.87	24.00	26.37	30.00
5590MHz	Pass	5.50	15.67	16.18	15.85	16.14	21.99	24.00	27.49	30.00
5670MHz	Pass	5.50	15.57	16.05	15.43	15.78	21.73	24.00	27.23	30.00
5710MHz Straddle 5.47-5.725GHz	Pass	5.50	15.73	16.04	15.44	15.41	21.68	24.00	27.18	30.00
5710MHz Straddle 5.725-5.85GHz	Pass	5.50	5.26	5.89	5.37	5.16	11.45	30.00	16.95	36.00
5755MHz	Pass	5.50	22.97	23.29	22.94	22.53	28.96	30.00	34.46	36.00
5795MHz	Pass	5.50	22.55	23.02	22.71	22.21	28.65	30.00	34.15	36.00
802.11ac VHT80_Nss1,(MCS0)_4TX	-	-	-	-	-	-	-	-	-	-
5210MHz	Pass	5.30	15.14	15.82	15.15	15.11	21.34	24.00	26.64	30.00
5290MHz	Pass	6.00	13.77	14.04	13.53	13.47	19.73	24.00	25.73	30.00
5530MHz	Pass	5.50	14.37	14.56	14.34	14.31	20.42	24.00	25.92	30.00
5610MHz	Pass	5.50	17.12	17.53	17.33	17.52	23.40	24.00	28.90	30.00
5690MHz Straddle 5.47-5.725GHz	Pass	5.50	17.61	17.83	17.38	17.43	23.59	24.00	29.09	30.00
5690MHz Straddle 5.725-5.85GHz	Pass	5.50	3.97	4.36	4.06	3.62	10.03	30.00	15.53	36.00
5775MHz	Pass	5.50	20.21	20.58	20.18	19.75	26.21	30.00	31.71	36.00

DG = Directional Gain;**Port X** = Port X output power

802.11a_Nss1,(6Mbps)_4TX **AV Power**

5720MHz Straddle 5.47-5.725GHz

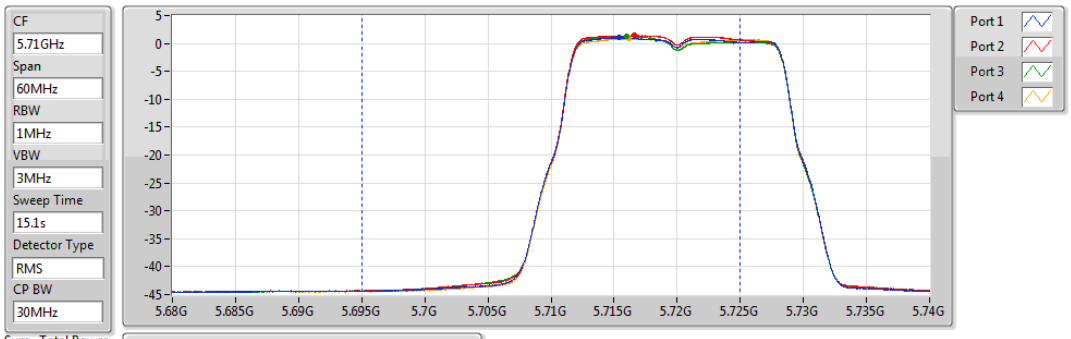

Sum=Total Power
PX=Port X

Sum(dBm)	P1(dBm)	P2(dBm)	P3(dBm)	P4(dBm)
17.60	11.52	11.98	11.46	11.33

802.11a_Nss1,(6Mbps)_4TX **AV Power**

5720MHz Straddle 5.725-5.85GHz

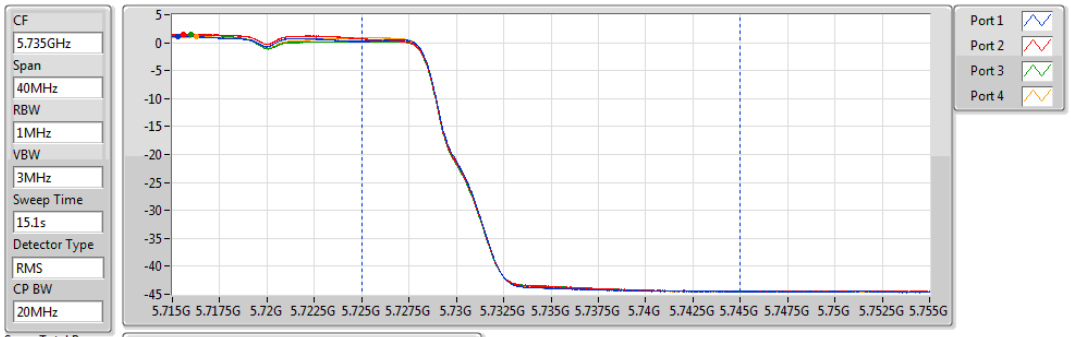

Sum=Total Power
PX=Port X

Sum(dBm)	P1(dBm)	P2(dBm)	P3(dBm)	P4(dBm)
11.37	5.36	5.29	5.09	5.63

802.11ac VHT20_Nss1,(MCS0)_4TX **AV Power**

5720MHz Straddle 5.47-5.725GHz

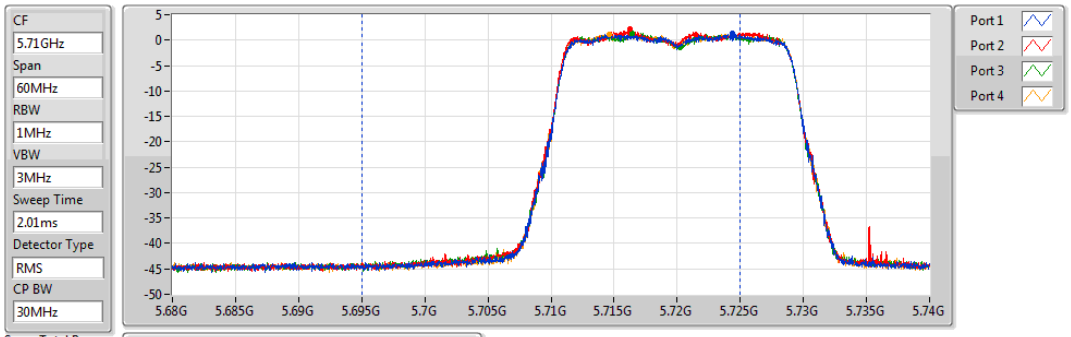

Sum=Total Power
PX=Port X

Sum(dBm)	P1(dBm)	P2(dBm)	P3(dBm)	P4(dBm)
17.43	11.32	11.62	11.33	11.37

802.11ac VHT20_Nss1,(MCS0)_4TX **AV Power**

5720MHz Straddle 5.725-5.85GHz

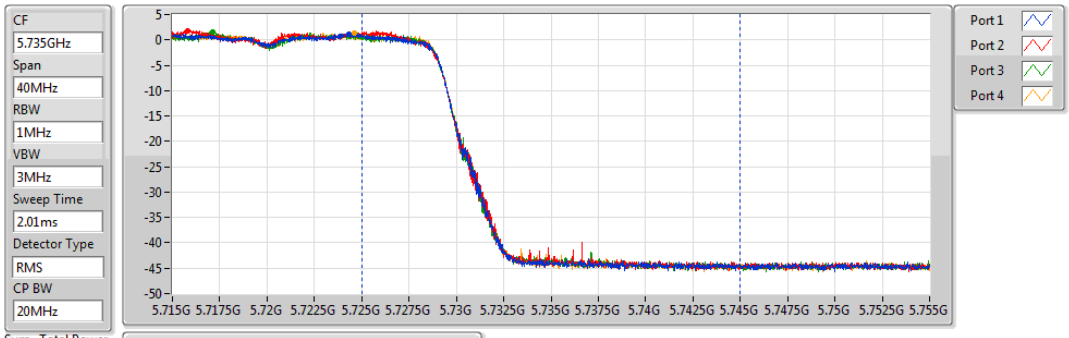

Sum=Total Power
PX=Port X

Sum(dBm)	P1(dBm)	P2(dBm)	P3(dBm)	P4(dBm)
11.91	5.74	6.15	5.82	5.83

802.11ac VHT40_Nss1,(MCS0)_4TX **AV Power**

5710MHz Straddle 5.47-5.725GHz

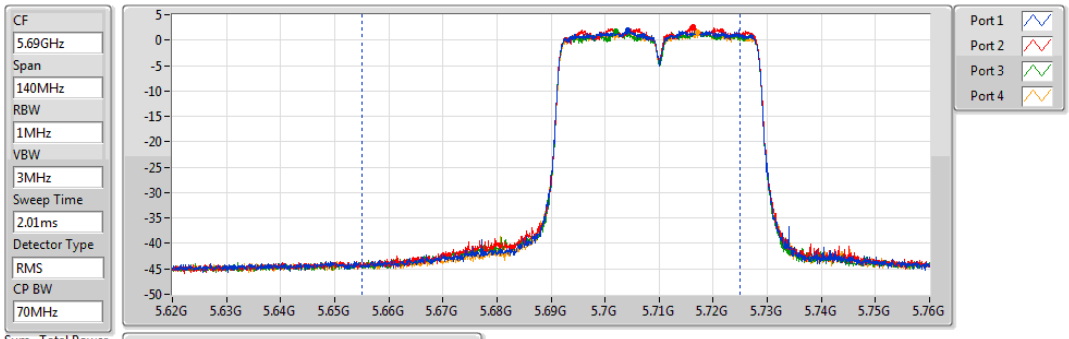

Sum=Total Power
PX=Port X

Sum(dBm)	P1(dBm)	P2(dBm)	P3(dBm)	P4(dBm)
21.68	15.73	16.04	15.44	15.41

802.11ac VHT40_Nss1,(MCS0)_4TX **AV Power**

5710MHz Straddle 5.725-5.85GHz

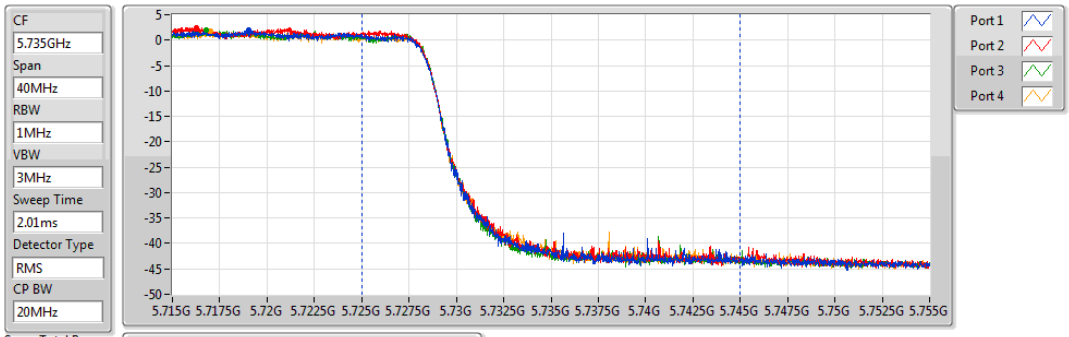

Sum=Total Power
PX=Port X

Sum(dBm)	P1(dBm)	P2(dBm)	P3(dBm)	P4(dBm)
11.45	5.26	5.89	5.37	5.16

802.11ac VHT80_Nss1,(MCS0)_4TX **AV Power**

5690MHz Straddle 5.47-5.725GHz

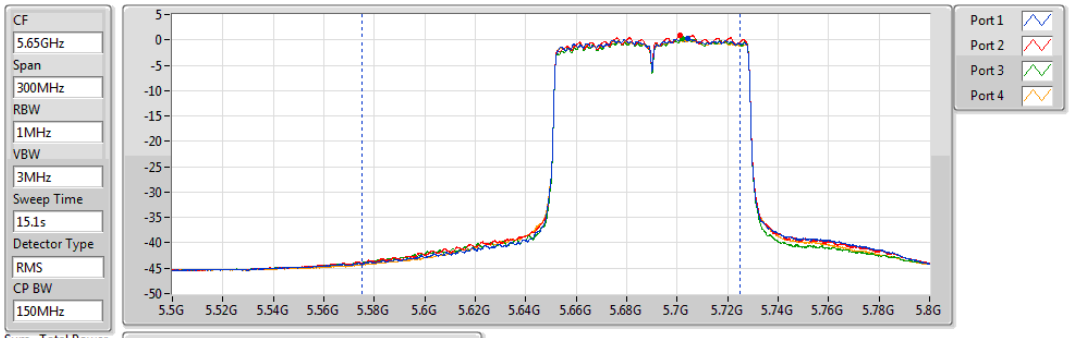

Sum(dBm)	P1(dBm)	P2(dBm)	P3(dBm)	P4(dBm)
23.59	17.61	17.83	17.38	17.43

802.11ac VHT80_Nss1,(MCS0)_4TX **AV Power**

5690MHz Straddle 5.725-5.85GHz

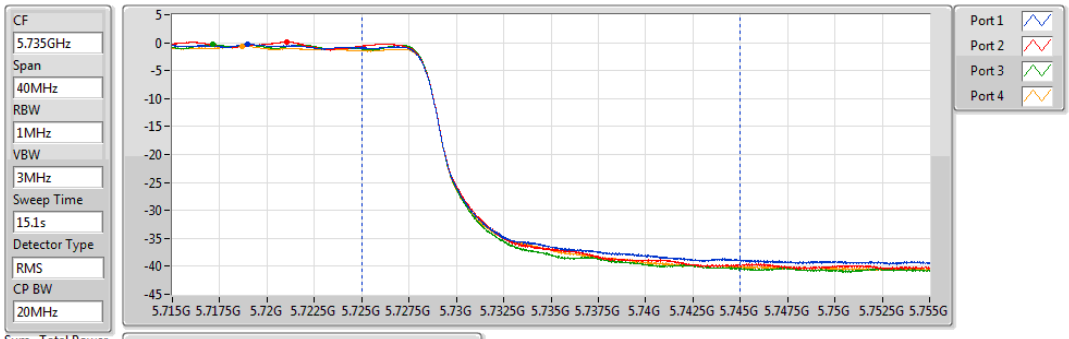

Sum(dBm)	P1(dBm)	P2(dBm)	P3(dBm)	P4(dBm)
10.03	3.97	4.36	4.06	3.62

Beamforming mode

Summary

Mode	Total Power (dBm)	Total Power (W)	EIRP (dBm)	EIRP (W)
5.15-5.25GHz	-	-	-	-
802.11ac VHT20-BF_Nss1,(MCS0)_4TX	18.92	0.07798	29.65	0.92257
802.11ac VHT40-BF_Nss1,(MCS0)_4TX	15.88	0.03873	26.61	0.45814
802.11ac VHT80-BF_Nss1,(MCS0)_4TX	15.32	0.03404	26.05	0.40272
5.25-5.35GHz	-	-	-	-
802.11ac VHT20-BF_Nss1,(MCS0)_4TX	18.65	0.07328	29.55	0.90157
802.11ac VHT40-BF_Nss1,(MCS0)_4TX	16.10	0.04074	27.00	0.50119
802.11ac VHT80-BF_Nss1,(MCS0)_4TX	13.71	0.02350	24.61	0.28907
5.47-5.725GHz	-	-	-	-
802.11ac VHT20-BF_Nss1,(MCS0)_4TX	18.17	0.06561	29.23	0.83753
802.11ac VHT40-BF_Nss1,(MCS0)_4TX	15.97	0.03954	27.03	0.50466
802.11ac VHT80-BF_Nss1,(MCS0)_4TX	17.57	0.05715	28.63	0.72946
5.725-5.85GHz	-	-	-	-
802.11ac VHT20-BF_Nss1,(MCS0)_4TX	25.73	0.37411	35.93	3.91742
802.11ac VHT40-BF_Nss1,(MCS0)_4TX	22.94	0.19679	33.14	2.06063
802.11ac VHT80-BF_Nss1,(MCS0)_4TX	20.19	0.10447	30.39	1.09396

Result

Mode	Result	DG (dBi)	Port 1 (dBm)	Port 2 (dBm)	Port 3 (dBm)	Port 4 (dBm)	Total Power (dBm)	Power Limit (dBm)	EIRP (dBm)	EIRP Limit (dBm)
802.11ac VHT20-BF_Nss1,(MCS0)_4TX	-	-	-	-	-	-	-	-	-	-
5180MHz	Pass	10.73	12.84	13.15	12.88	12.5	18.87	19.27	29.60	36.00
5200MHz	Pass	10.73	12.75	13.27	12.86	12.54	18.88	19.27	29.61	36.00
5240MHz	Pass	10.73	12.88	13.16	12.91	12.65	18.92	19.27	29.65	36.00
5260MHz	Pass	10.90	12.81	12.77	12.45	12.01	18.54	19.10	29.44	30.00
5300MHz	Pass	10.90	12.74	12.17	12.67	12.13	18.46	19.10	29.36	30.00
5320MHz	Pass	10.90	12.89	12.73	12.65	12.24	18.65	19.10	29.55	30.00
5500MHz	Pass	11.06	11.91	12.45	11.99	11.51	18.00	18.94	29.06	30.00
5580MHz	Pass	11.06	11.37	12.9	12.13	11.58	18.06	18.94	29.12	30.00
5700MHz	Pass	11.06	12.47	12.17	11.37	12.5	18.17	18.94	29.23	30.00
5720MHz Straddle 5.47-5.725GHz	Pass	11.06	9.32	10.72	10.52	10.3	16.27	17.87	27.33	28.93
5720MHz Straddle 5.725-5.85GHz	Pass	10.20	5.37	5.22	3.77	5	10.90	25.80	21.10	36.00
5745MHz	Pass	10.20	19.31	19.56	19.11	19.26	25.33	25.80	35.53	36.00
5785MHz	Pass	10.20	19.82	19.9	20.02	19.01	25.73	25.80	35.93	36.00
5825MHz	Pass	10.20	19.91	19.52	19.93	19.45	25.73	25.80	35.93	36.00
802.11ac VHT40-BF_Nss1,(MCS0)_4TX	-	-	-	-	-	-	-	-	-	-
5190MHz	Pass	10.73	9.83	10.02	9.62	9.42	15.75	19.27	26.48	36.00
5230MHz	Pass	10.73	9.93	10.21	9.74	9.53	15.88	19.27	26.61	36.00
5270MHz	Pass	10.90	10.11	10.49	10.04	9.62	16.10	19.10	27.00	30.00
5310MHz	Pass	10.90	10.09	10.39	10.06	9.73	16.09	19.10	26.99	30.00
5510MHz	Pass	11.06	8.53	9.11	8.79	8.86	14.85	18.94	25.91	30.00
5590MHz	Pass	11.06	9.65	10.16	9.83	10.12	15.97	18.94	27.03	30.00
5670MHz	Pass	11.06	9.55	10.03	9.41	9.76	15.71	18.94	26.77	30.00
5710MHz Straddle 5.47-5.725GHz	Pass	11.06	9.71	10.02	9.42	9.39	15.66	18.94	26.72	30.00
5710MHz Straddle 5.725-5.85GHz	Pass	10.20	-0.76	-0.13	-0.65	-0.86	5.43	25.80	15.63	36.00
5755MHz	Pass	10.20	16.95	17.27	16.92	16.51	22.94	25.80	33.14	36.00
5795MHz	Pass	10.20	16.53	17	16.69	16.19	22.63	25.80	32.83	36.00
802.11ac VHT80-BF_Nss1,(MCS0)_4TX	-	-	-	-	-	-	-	-	-	-
5210MHz	Pass	10.73	9.12	9.8	9.13	9.09	15.32	19.27	26.05	36.00
5290MHz	Pass	10.90	7.75	8.02	7.51	7.45	13.71	19.10	24.61	30.00
5530MHz	Pass	11.06	8.35	8.54	8.32	8.29	14.40	18.94	25.46	30.00
5610MHz	Pass	11.06	11.1	11.51	11.31	11.5	17.38	18.94	28.44	30.00
5690MHz Straddle 5.47-5.725GHz	Pass	11.06	11.59	11.81	11.36	11.41	17.57	18.94	28.63	30.00
5690MHz Straddle 5.725-5.85GHz	Pass	10.20	-2.05	-1.66	-1.96	-2.4	4.01	25.80	14.21	36.00
5775MHz	Pass	10.20	14.19	14.56	14.16	13.73	20.19	25.80	30.39	36.00

DG = Directional Gain;**Port X** = Port X output power

Note:

5150-5250MHz: Directional gain = 10 * log(($10^{4.1/20}$+$10^{4.9/20}$+$10^{5.3/20}$+$10^{4.5/20}$)^2/4) = 10.73 dBi > 6 dBi. Limit shall be reduced to 24 dBm – (10.73 dBi – 6 dBi) = 19.27 dBm.

5250-5350MHz: Directional gain = 10 * log(($10^{4.7/20}$+$10^{4.2/20}$+$10^{6/20}$+$10^{4.5/20}$)^2/4) = 10.90 dBi > 6 dBi. Limit shall be reduced to 24 dBm – (10.90 dBi – 6 dBi) = 19.1 dBm.

5470-5725MHz: Directional gain = 10 * log(($10^{5.1/20}$+$10^{5.3/20}$+$10^{5.5/20}$+$10^{4.2/20}$)^2/4) = 11.06 dBi > 6 dBi. Limit shall be reduced to 24 dBm – (11.06 dBi – 6 dBi) = 18.94 dBm.

5725-5850MHz: Directional gain = 10 * log(($10^{5.1/20}$+$10^{5.5/20}$+$10^{3/20}$+$10^{2.8/20}$)^2/4) = 10.20 dBi > 6 dBi. Limit shall be reduced to 30 dBm – (10.20 dBi – 6 dBi) = 25.80 dBm.

802.11ac VHT20-BF_Nss1,(MCS0)_4TX **AV Power**

5720MHz Straddle 5.47-5.725GHz

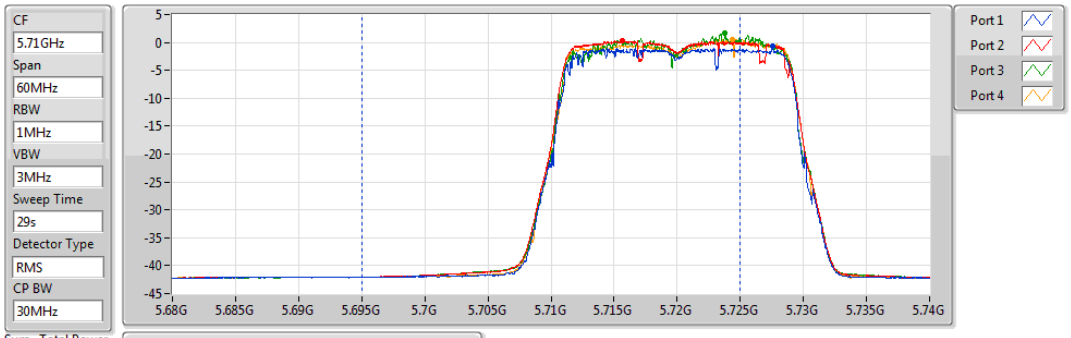

Sum(dBm)	P1(dBm)	P2(dBm)	P3(dBm)	P4(dBm)
16.27	9.32	10.72	10.52	10.30

802.11ac VHT20-BF_Nss1,(MCS0)_4TX **AV Power**

5720MHz Straddle 5.725-5.85GHz

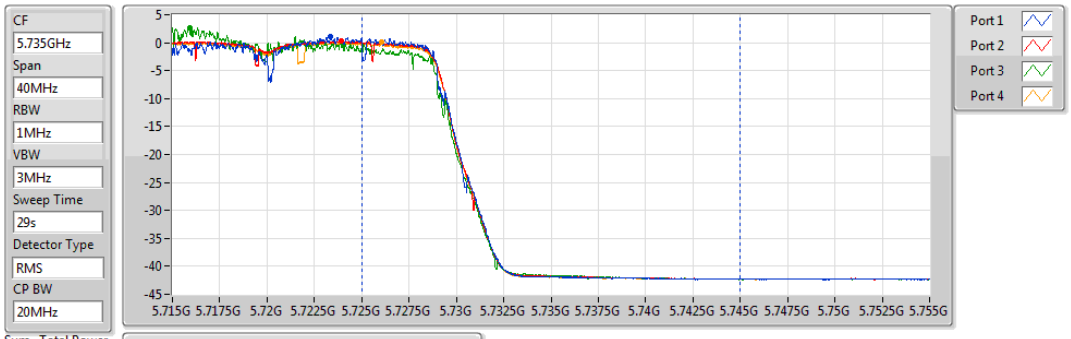

Sum(dBm)	P1(dBm)	P2(dBm)	P3(dBm)	P4(dBm)
10.90	5.37	5.22	3.77	5.00

3.4 Peak Power Spectral Density

3.4.1 Limit of Peak Power Spectral Density

Frequency band 5150-5250 MHz		
Operating Mode		**Limit**
☐	Outdoor access point	17 dBm / MHz
☐	Indoor access point	17 dBm / MHz
☐	Fixed point-to-point access points	17 dBm / MHz
☒	Client devices	11 dBm / MHz

Frequency Band (MHz)		**Limit**
☒	5250 ~ 5350	11 dBm / MHz
☒	5470 ~ 5725	11 dBm / MHz
☒	5725 ~ 5850	30 dBm /500 kHz

3.4.2 Test Procedures

For 5150 ~ 5250 MHz / 5250 ~ 5350 MHz / 5470 ~ 5725 MHz

Duty cycle ≥ 98 %

1. Set RBW = 1 MHz, VBW = 3 MHz, Sweep time = auto, Detector = RMS.
2. Trace average 100 traces.
3. Use the peak marker function to determine the maximum amplitude level.

Duty cycle < 98 %

1. Set RBW = 1 MHz, VBW = 3 MHz, Detector = RMS.
2. Set sweep time ≥ 10 * (number of points in sweep) * (total on/off period of the transmitted signal).
3. Perform a single sweep.
4. Use the peak marker function to determine the maximum amplitude level.
5. Add 10 log(1/x), where x is the duty cycle.

For 5725 ~ 5850 MHz

Duty cycle ≥ 98 %

1. Set RBW = 500 kHz, VBW = 3 MHz, Sweep time = auto, Detector = RMS.
2. Trace average 100 traces.
3. Use the peak marker function to determine the maximum amplitude level.

Duty cycle < 98 %

1. Set RBW = 500 kHz, VBW = 3 MHz, Detector = RMS.
2. Set sweep time ≥ 10 * (number of points in sweep) * (total on/off period of the transmitted signal).
3. Perform a single sweep.
4. Use the peak marker function to determine the maximum amplitude level.
5. Add 10 log(1/x), where x is the duty cycle.

3.4.3 Test Setup

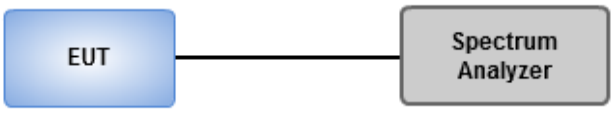

3.4.4 Test Result of Peak Power Spectral Density

Non-beamforming mode

Summary

Mode	PD (dBm/RBW)	EIRP PD (dBm/RBW)
5.15-5.25GHz	-	-
802.11a_Nss1,(6Mbps)_4TX	6.02	16.75
802.11ac VHT20_Nss1,(MCS0)_4TX	6.06	16.79
802.11ac VHT40_Nss1,(MCS0)_4TX	5.93	16.66
802.11ac VHT80_Nss1,(MCS0)_4TX	2.78	13.51
5.25-5.35GHz	-	-
802.11a_Nss1,(6Mbps)_4TX	5.71	16.61
802.11ac VHT20_Nss1,(MCS0)_4TX	5.71	16.61
802.11ac VHT40_Nss1,(MCS0)_4TX	5.87	16.77
802.11ac VHT80_Nss1,(MCS0)_4TX	0.51	11.41
5.47-5.725GHz	-	-
802.11a_Nss1,(6Mbps)_4TX	5.79	16.85
802.11ac VHT20_Nss1,(MCS0)_4TX	5.56	16.62
802.11ac VHT40_Nss1,(MCS0)_4TX	5.77	16.83
802.11ac VHT80_Nss1,(MCS0)_4TX	4.57	15.63
5.725-5.85GHz	-	-
802.11a_Nss1,(6Mbps)_4TX	13.47	23.67
802.11ac VHT20_Nss1,(MCS0)_4TX	13.29	23.49
802.11ac VHT40_Nss1,(MCS0)_4TX	11.29	21.49
802.11ac VHT80_Nss1,(MCS0)_4TX	5.43	15.63

RBW = 500kHz for 5.725-5.85GHz band / 1MHz for other band;

Result

Mode	Result	DG (dBi)	Port 1 (dBm/RBW)	Port 2 (dBm/RBW)	Port 3 (dBm/RBW)	Port 4 (dBm/RBW)	PD (dBm/RBW)	PD Limit (dBm/RBW)	EIRP PD (dBm/RBW)	EIRP PD Limit (dBm/RBW)
802.11a_Nss1,(6Mbps)_4TX	-	-	-	-	-	-	-	-	-	-
5180MHz	Pass	10.73	-0.92	-0.49	-0.18	-0.19	5.57	6.27	16.30	17.00
5200MHz	Pass	10.73	-0.75	-0.32	-0.02	-0.07	5.70	6.27	16.43	17.00
5240MHz	Pass	10.73	-0.28	-0.06	0.15	0.21	6.02	6.27	16.75	17.00
5260MHz	Pass	10.90	-0.92	-0.55	-0.35	-0.25	5.50	6.10	16.40	17.00
5300MHz	Pass	10.90	-0.79	-0.3	-0.23	-0.13	5.66	6.10	16.56	17.00
5320MHz	Pass	10.90	-0.81	-0.32	-0.17	0.04	5.71	6.10	16.61	17.00
5500MHz	Pass	11.06	-1.27	-0.84	-0.39	-0.56	5.23	5.94	16.29	17.00
5580MHz	Pass	11.06	-0.85	-0.66	-0.61	-0.32	5.17	5.94	16.23	17.00
5700MHz	Pass	11.06	-1.53	-0.8	-0.32	-0.68	5.20	5.94	16.26	17.00
5720MHz Straddle 5.47-5.725GHz	Pass	11.06	-0.36	-0.01	0.05	-0.48	5.79	5.94	16.85	17.00
5720MHz Straddle 5.725-5.85GHz	Pass	10.20	-2.37	-2.17	-2.5	-1.96	3.71	25.80	13.91	36.00
5745MHz	Pass	10.20	7.5	7.62	7.72	7.01	13.47	25.80	23.67	36.00
5785MHz	Pass	10.20	7.17	7.18	7.22	6.46	13.02	25.80	23.22	36.00
5825MHz	Pass	10.20	6.77	6.68	7.01	6.08	12.59	25.80	22.79	36.00
802.11ac VHT20_Nss1,(MCS0)_4TX	-	-	-	-	-	-	-	-	-	-
5180MHz	Pass	10.73	-0.4	-0.19	-0.04	0.07	5.66	6.27	16.39	17.00
5200MHz	Pass	10.73	-0.08	0.03	0.46	0.4	5.86	6.27	16.59	17.00
5240MHz	Pass	10.73	-0.31	0.3	0.56	0.55	6.06	6.27	16.79	17.00
5260MHz	Pass	10.90	-0.68	-0.11	0.15	0.13	5.69	6.10	16.59	17.00
5300MHz	Pass	10.90	-0.54	0.04	-0.04	0.44	5.67	6.10	16.57	17.00
5320MHz	Pass	10.90	-0.11	-0.11	0.02	0.21	5.71	6.10	16.61	17.00
5500MHz	Pass	11.06	-1.26	-0.5	-0.06	-0.27	5.25	5.94	16.31	17.00
5580MHz	Pass	11.06	-0.8	0.15	0.52	0.41	5.56	5.94	16.62	17.00
5700MHz	Pass	11.06	-1.02	-0.12	-0.16	-0.26	5.32	5.94	16.38	17.00
5720MHz Straddle 5.47-5.725GHz	Pass	11.06	-0.45	0.07	-0.55	-0.29	5.39	5.94	16.45	17.00
5720MHz Straddle 5.725-5.85GHz	Pass	10.20	-2.14	-1.43	-2.16	-2	3.93	25.80	14.13	36.00
5745MHz	Pass	10.20	7.75	8.16	7.49	7.43	13.29	25.80	23.49	36.00
5785MHz	Pass	10.20	7.47	7.84	7.63	6.73	13.07	25.80	23.27	36.00
5825MHz	Pass	10.20	7.24	7.14	7.57	6.49	12.81	25.80	23.01	36.00
802.11ac VHT40_Nss1,(MCS0)_4TX	-	-	-	-	-	-	-	-	-	-
5190MHz	Pass	10.73	-0.34	-0.15	0.12	0.24	5.78	6.27	16.51	17.00
5230MHz	Pass	10.73	-0.42	0.26	0.39	0.39	5.93	6.27	16.66	17.00
5270MHz	Pass	10.90	-0.23	-0.04	0.34	0.11	5.87	6.10	16.77	17.00
5310MHz	Pass	10.90	-0.75	-0.36	-0.04	0.11	5.48	6.10	16.38	17.00

Mode	Result	DG (dBi)	Port 1 (dBm/RBW)	Port 2 (dBm/RBW)	Port 3 (dBm/RBW)	Port 4 (dBm/RBW)	PD (dBm/RBW)	PD Limit (dBm/RBW)	EIRP PD (dBm/RBW)	EIRP PD Limit (dBm/RBW)
5510MHz	Pass	11.06	-1.4	-1.04	-1.57	-1.42	4.42	5.94	15.48	17.00
5590MHz	Pass	11.06	-0.78	0.09	0.64	0.41	5.49	5.94	16.55	17.00
5670MHz	Pass	11.06	-0.99	-0.18	0	-0.24	5.41	5.94	16.47	17.00
5710MHz Straddle 5.47-5.725GHz	Pass	11.06	-0.09	0.45	0.06	-0.6	5.77	5.94	16.83	17.00
5710MHz Straddle 5.725-5.85GHz	Pass	10.20	-1.83	-1.48	-1.85	-2.29	3.68	25.80	13.88	36.00
5755MHz	Pass	10.20	5.67	6.19	5.58	5.36	11.29	25.80	21.49	36.00
5795MHz	Pass	10.20	5.15	5.26	5.29	4.38	10.87	25.80	21.07	36.00
802.11ac VHT80_Nss1,(MCS0)_4TX	-	-	-	-	-	-	-	-	-	-
5210MHz	Pass	10.73	-3.08	-2.95	-3.33	-3.62	2.78	6.27	13.51	17.00
5290MHz	Pass	10.90	-5.27	-5.39	-5.66	-5.69	0.51	6.10	11.41	17.00
5530MHz	Pass	11.06	-5.01	-4.5	-5.07	-4.89	0.98	5.94	12.04	17.00
5610MHz	Pass	11.06	-1.46	-1.74	-1.8	-1.71	3.94	5.94	15.00	17.00
5690MHz Straddle 5.47-5.725GHz	Pass	11.06	-1.24	-0.75	-1.28	-1.64	4.57	5.94	15.63	17.00
5690MHz Straddle 5.725-5.85GHz	Pass	10.20	-3.88	-3.08	-3.41	-4.14	2.25	25.80	12.45	36.00
5775MHz	Pass	10.20	-0.48	-0.19	-0.43	-0.96	5.43	25.80	15.63	36.00

DG = Directional Gain; **RBW** = 500kHz for 5.725-5.85GHz band / 1MHz for other band;
PD = trace bin-by-bin of each transmits port summing can be performed maximum power density; **Port X** = Port Xpower density;

Note:

5150-5250MHz: Directional gain = 10 * log(($10^{4.1/20}+10^{4.9/20}+10^{5.3/20}+10^{4.5/20}$)^2/4) = 10.73 dBi > 6 dBi. Limit shall be reduced to 11 dBm – (10.73 dBi – 6 dBi) = 6.27 dBm.

5250-5350MHz: Directional gain = 10 * log(($10^{4.7/20}+10^{4.2/20}+10^{6/20}+10^{4.5/20}$)^2/4) = 10.90 dBi > 6 dBi. Limit shall be reduced to 11 dBm – (10.90 dBi – 6 dBi) = 6.10 dBm.

5470-5725MHz: Directional gain = 10 * log(($10^{5.1/20}+10^{5.3/20}+10^{5.5/20}+10^{4.2/20}$)^2/4) = 11.06 dBi > 6 dBi. Limit shall be reduced to 11 dBm – (11.06 dBi – 6 dBi) = 5.94 dBm.

5725-5850MHz: Directional gain = 10 * log(($10^{5.1/20}+10^{5.5/20}+10^{3/20}+10^{2.8/20}$)^2/4) = 10.20 dBi > 6 dBi. Limit shall be reduced to 30 dBm – (10.20 dBi – 6 dBi) = 25.80 dBm.

802.11a_Nss1,(6Mbps)_4TX PSD

5180MHz

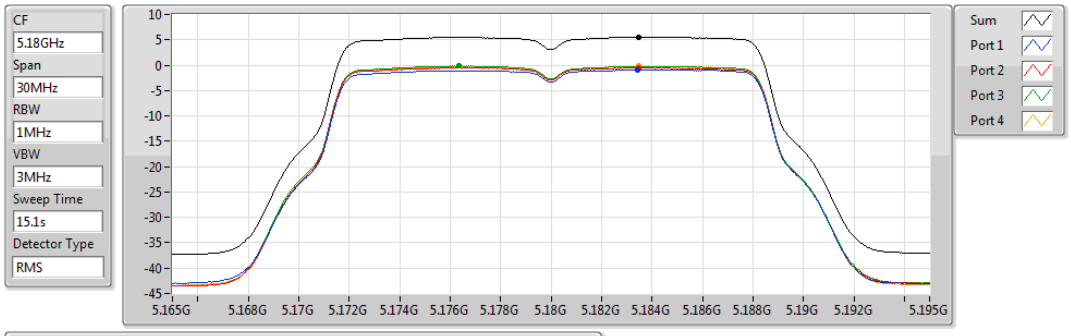

Sum	PD	Port 1	Port 2	Port 3	Port 4
(dBm/RBW)	(dBm/RBW)	(dBm/RBW)	(dBm/RBW)	(dBm/RBW)	(dBm/RBW)
5.57	5.57	-0.92	-0.49	-0.18	-0.19

802.11a_Nss1,(6Mbps)_4TX PSD

5200MHz

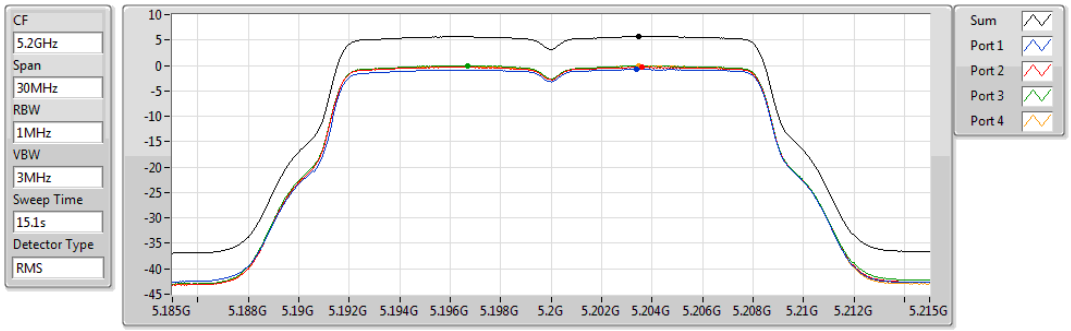

Sum	PD	Port 1	Port 2	Port 3	Port 4
(dBm/RBW)	(dBm/RBW)	(dBm/RBW)	(dBm/RBW)	(dBm/RBW)	(dBm/RBW)
5.70	5.70	-0.75	-0.32	-0.02	-0.07

802.11a_Nss1,(6Mbps)_4TX PSD

5240MHz

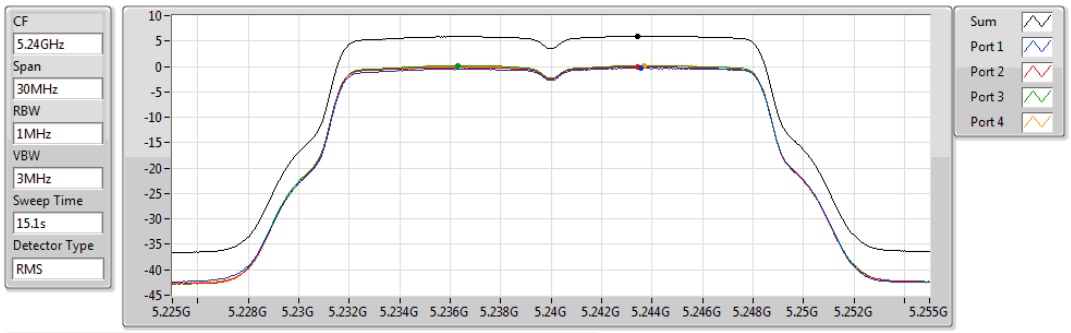

Sum	PD	Port 1	Port 2	Port 3	Port 4
(dBm/RBW)	(dBm/RBW)	(dBm/RBW)	(dBm/RBW)	(dBm/RBW)	(dBm/RBW)
6.02	6.02	-0.28	-0.06	0.15	0.21

802.11a_Nss1,(6Mbps)_4TX PSD

5260MHz

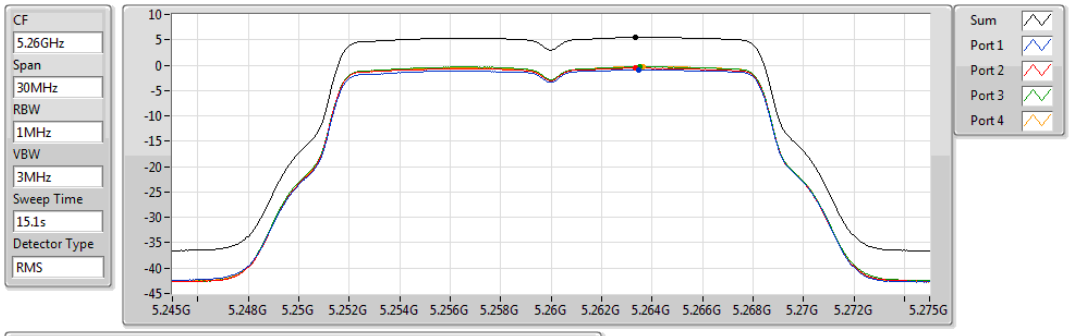

Sum	PD	Port 1	Port 2	Port 3	Port 4
(dBm/RBW)	(dBm/RBW)	(dBm/RBW)	(dBm/RBW)	(dBm/RBW)	(dBm/RBW)
5.50	5.50	-0.92	-0.55	-0.35	-0.25

802.11a_Nss1,(6Mbps)_4TX PSD

5300MHz

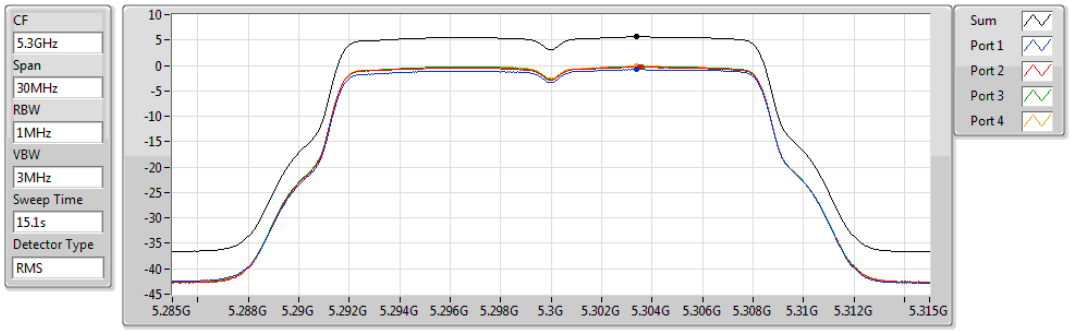

Sum	PD	Port 1	Port 2	Port 3	Port 4
(dBm/RBW)	(dBm/RBW)	(dBm/RBW)	(dBm/RBW)	(dBm/RBW)	(dBm/RBW)
5.66	5.66	-0.79	-0.30	-0.23	-0.13

802.11a_Nss1,(6Mbps)_4TX PSD

5320MHz

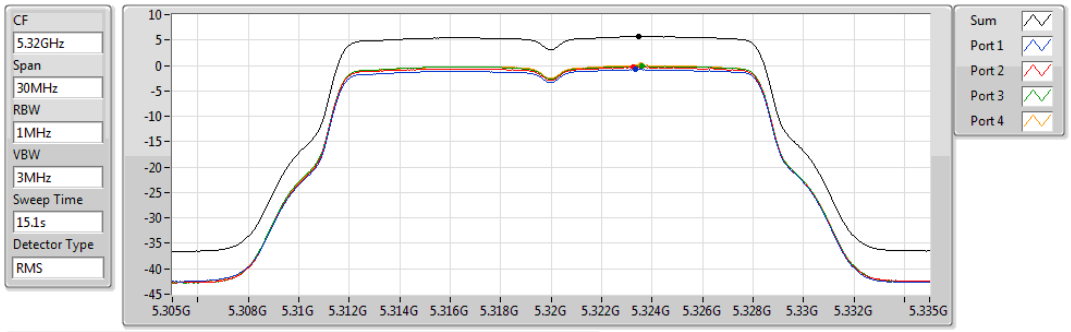

Sum	PD	Port 1	Port 2	Port 3	Port 4
(dBm/RBW)	(dBm/RBW)	(dBm/RBW)	(dBm/RBW)	(dBm/RBW)	(dBm/RBW)
5.71	5.71	-0.81	-0.32	-0.17	0.04

802.11a_Nss1,(6Mbps)_4TX PSD

5500MHz

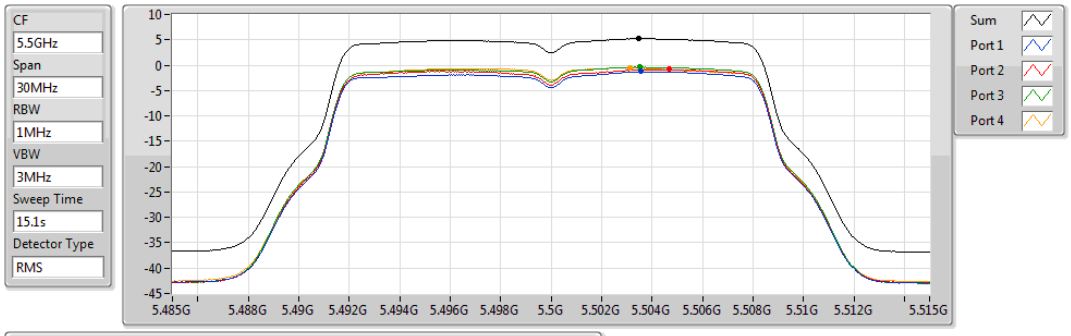

Sum	PD	Port 1	Port 2	Port 3	Port 4
(dBm/RBW)	(dBm/RBW)	(dBm/RBW)	(dBm/RBW)	(dBm/RBW)	(dBm/RBW)
5.23	5.23	-1.27	-0.84	-0.39	-0.56

802.11a_Nss1,(6Mbps)_4TX PSD

5580MHz

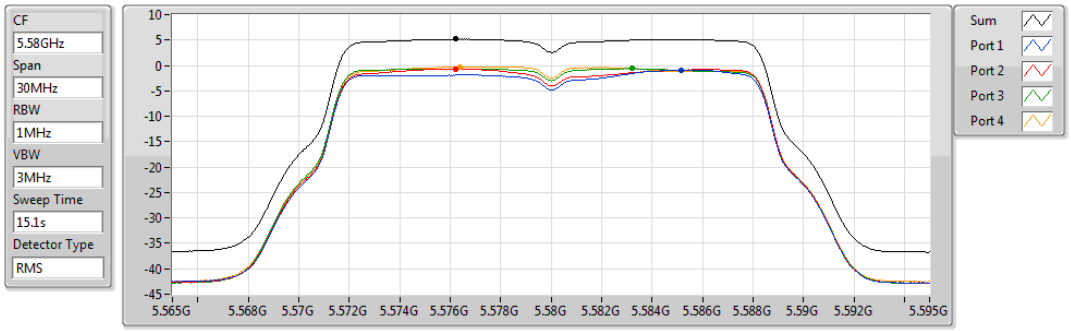

Sum	PD	Port 1	Port 2	Port 3	Port 4
(dBm/RBW)	(dBm/RBW)	(dBm/RBW)	(dBm/RBW)	(dBm/RBW)	(dBm/RBW)
5.17	5.17	-0.85	-0.66	-0.61	-0.32

802.11a_Nss1,(6Mbps)_4TX PSD

5700MHz

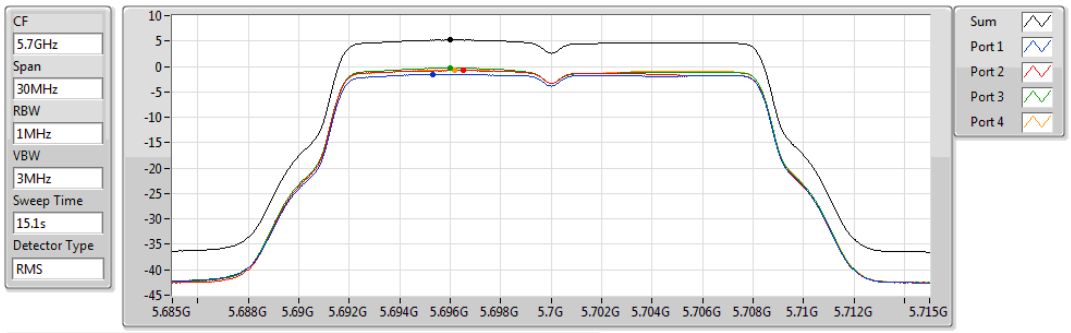

Sum	PD	Port 1	Port 2	Port 3	Port 4
(dBm/RBW)	(dBm/RBW)	(dBm/RBW)	(dBm/RBW)	(dBm/RBW)	(dBm/RBW)
5.20	5.20	-1.53	-0.80	-0.32	-0.68

802.11a_Nss1,(6Mbps)_4TX PSD

5720MHz Straddle 5.47-5.725GHz

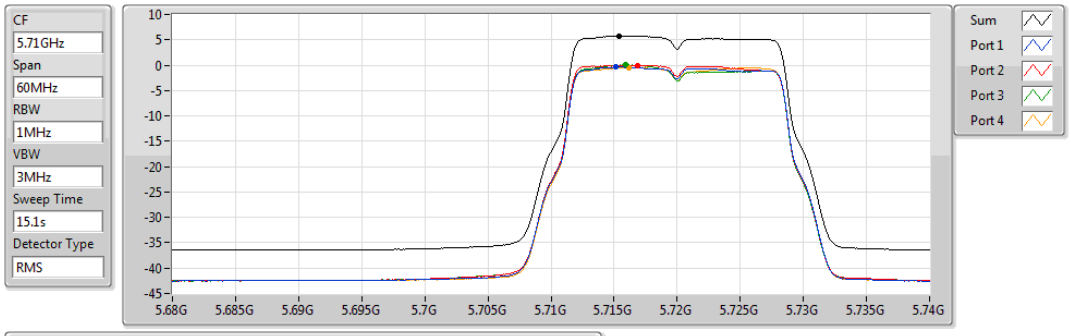

Sum	PD	Port 1	Port 2	Port 3	Port 4
(dBm/RBW)	(dBm/RBW)	(dBm/RBW)	(dBm/RBW)	(dBm/RBW)	(dBm/RBW)
5.79	5.79	-0.36	-0.01	0.05	-0.48

802.11a_Nss1,(6Mbps)_4TX PSD

5720MHz Straddle 5.725-5.85GHz

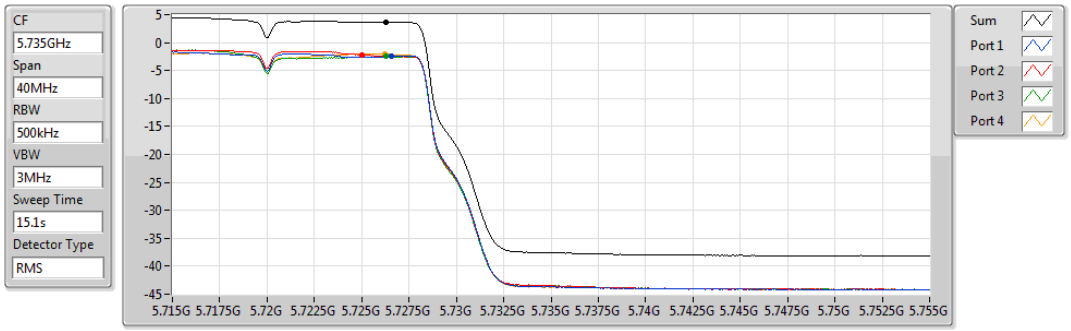

Sum	PD	Port 1	Port 2	Port 3	Port 4
(dBm/RBW)	(dBm/RBW)	(dBm/RBW)	(dBm/RBW)	(dBm/RBW)	(dBm/RBW)
3.71	3.71	-2.37	-2.17	-2.50	-1.96

802.11a_Nss1,(6Mbps)_4TX PSD

5745MHz

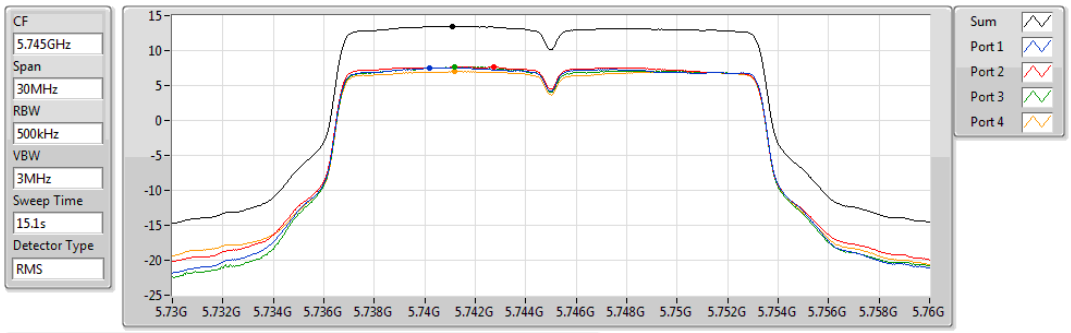

Sum	PD	Port 1	Port 2	Port 3	Port 4
(dBm/RBW)	(dBm/RBW)	(dBm/RBW)	(dBm/RBW)	(dBm/RBW)	(dBm/RBW)
13.47	13.47	7.50	7.62	7.72	7.01

802.11a_Nss1,(6Mbps)_4TX PSD

5785MHz

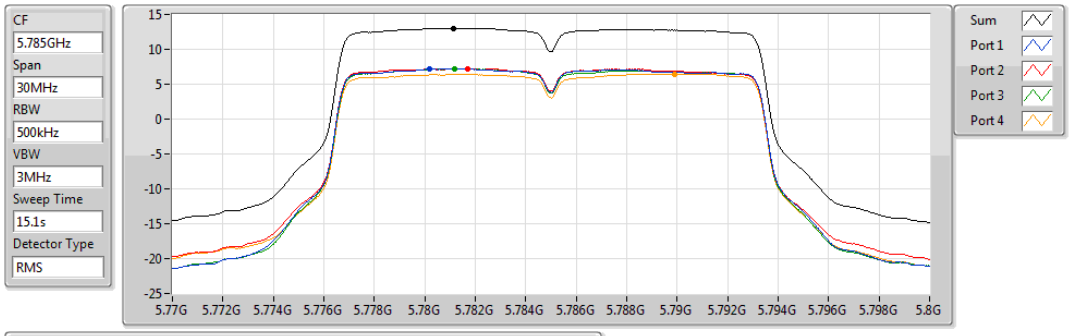

Sum	PD	Port 1	Port 2	Port 3	Port 4
(dBm/RBW)	(dBm/RBW)	(dBm/RBW)	(dBm/RBW)	(dBm/RBW)	(dBm/RBW)
13.02	13.02	7.17	7.18	7.22	6.46

802.11a_Nss1,(6Mbps)_4TX PSD

5825MHz

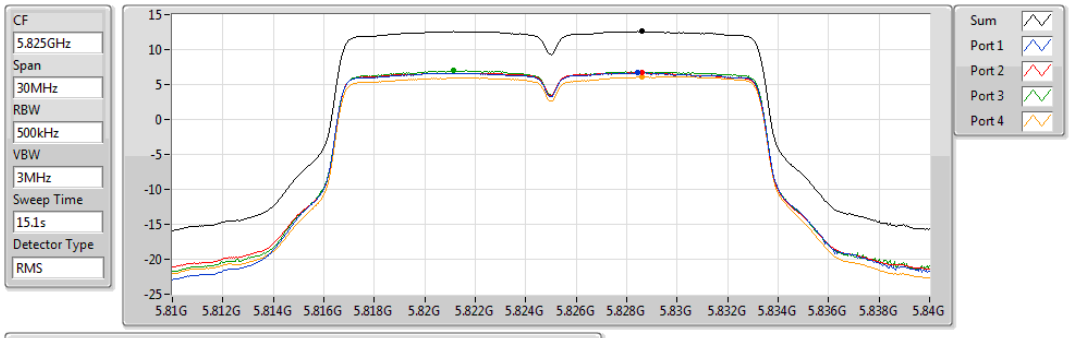

Sum	PD	Port 1	Port 2	Port 3	Port 4
(dBm/RBW)	(dBm/RBW)	(dBm/RBW)	(dBm/RBW)	(dBm/RBW)	(dBm/RBW)
12.59	12.59	6.77	6.68	7.01	6.08

802.11ac VHT20_Nss1,(MCS0)_4TX PSD

5180MHz

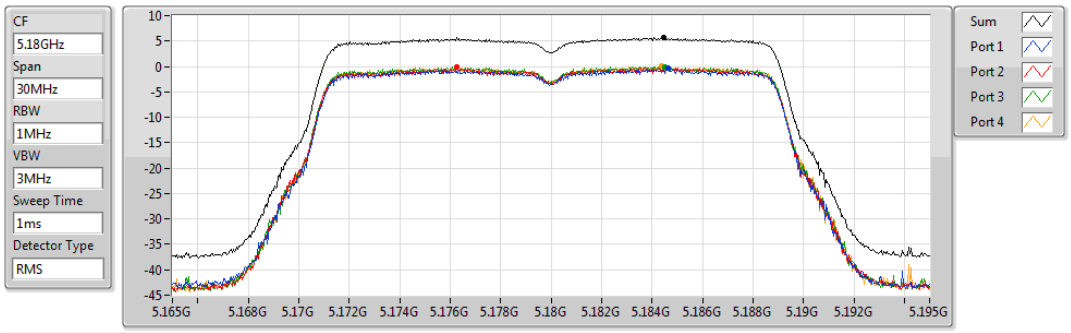

Sum	PD	Port 1	Port 2	Port 3	Port 4
(dBm/RBW)	(dBm/RBW)	(dBm/RBW)	(dBm/RBW)	(dBm/RBW)	(dBm/RBW)
5.66	5.66	-0.40	-0.19	-0.04	0.07

802.11ac VHT20_Nss1,(MCS0)_4TX PSD

5200MHz

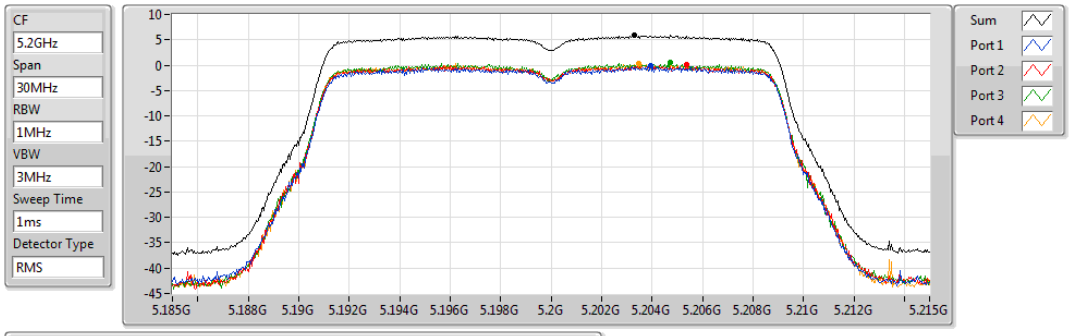

Sum	PD	Port 1	Port 2	Port 3	Port 4
(dBm/RBW)	(dBm/RBW)	(dBm/RBW)	(dBm/RBW)	(dBm/RBW)	(dBm/RBW)
5.86	5.86	-0.08	0.03	0.46	0.40

802.11ac VHT20_Nss1,(MCS0)_4TX PSD

5240MHz

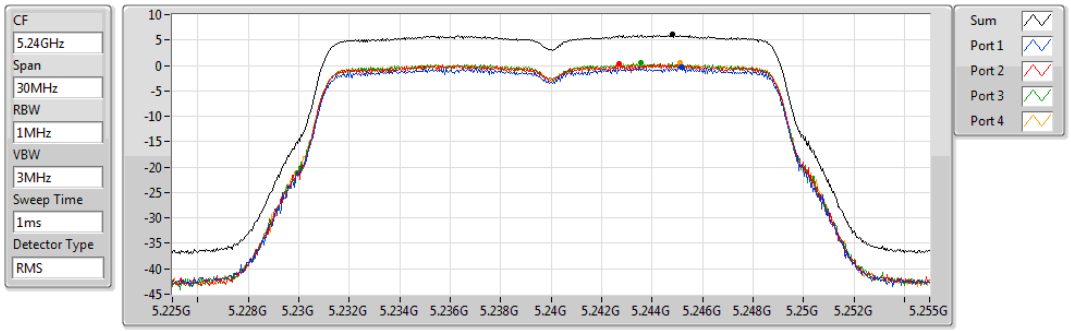

Sum	PD	Port 1	Port 2	Port 3	Port 4
(dBm/RBW)	(dBm/RBW)	(dBm/RBW)	(dBm/RBW)	(dBm/RBW)	(dBm/RBW)
6.06	6.06	-0.31	0.30	0.56	0.55

802.11ac VHT20_Nss1,(MCS0)_4TX PSD

5260MHz

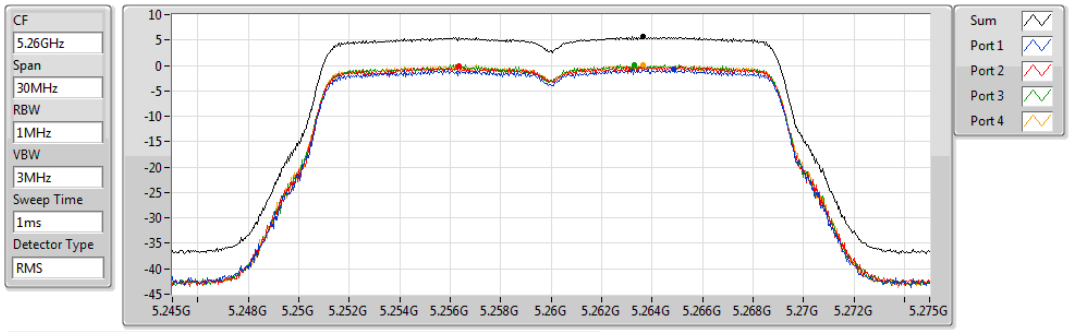

Sum	PD	Port 1	Port 2	Port 3	Port 4
(dBm/RBW)	(dBm/RBW)	(dBm/RBW)	(dBm/RBW)	(dBm/RBW)	(dBm/RBW)
5.69	5.69	-0.68	-0.11	0.15	0.13

802.11ac VHT20_Nss1,(MCS0)_4TX PSD

5300MHz

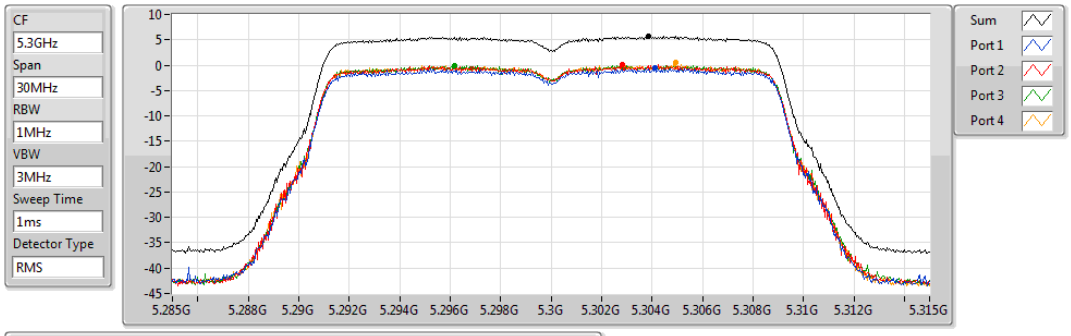

Sum	PD	Port 1	Port 2	Port 3	Port 4
(dBm/RBW)	(dBm/RBW)	(dBm/RBW)	(dBm/RBW)	(dBm/RBW)	(dBm/RBW)
5.67	5.67	-0.54	0.04	-0.04	0.44

802.11ac VHT20_Nss1,(MCS0)_4TX PSD

5320MHz

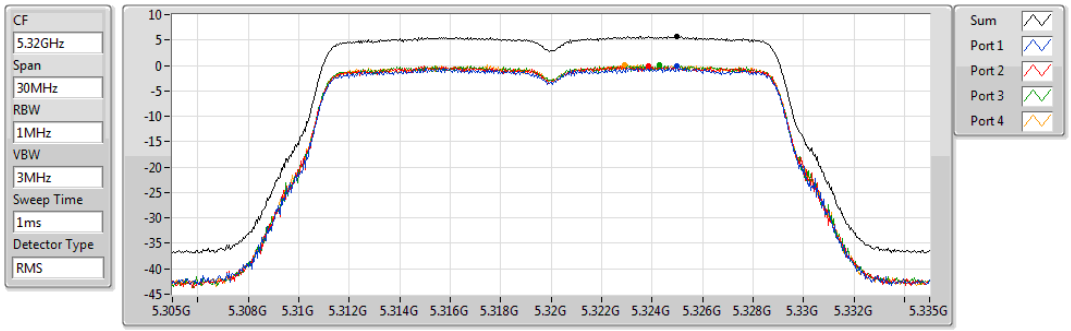

Sum	PD	Port 1	Port 2	Port 3	Port 4
(dBm/RBW)	(dBm/RBW)	(dBm/RBW)	(dBm/RBW)	(dBm/RBW)	(dBm/RBW)
5.71	5.71	-0.11	-0.11	0.02	0.21

802.11ac VHT20_Nss1,(MCS0)_4TX PSD

5500MHz

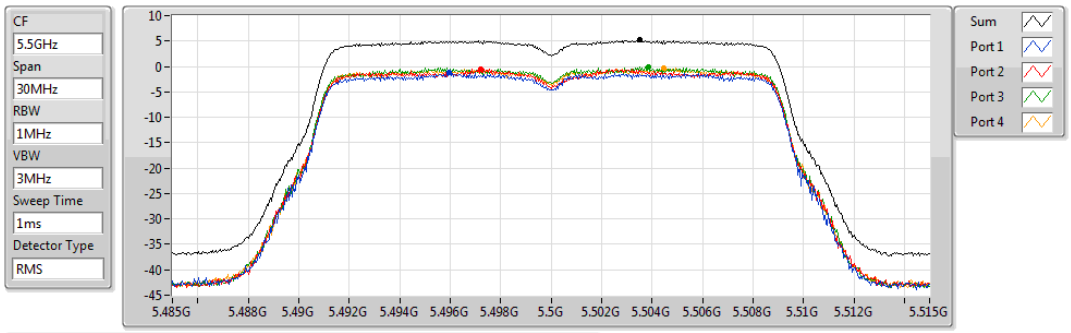

Sum	PD	Port 1	Port 2	Port 3	Port 4
(dBm/RBW)	(dBm/RBW)	(dBm/RBW)	(dBm/RBW)	(dBm/RBW)	(dBm/RBW)
5.25	5.25	-1.26	-0.50	-0.06	-0.27

802.11ac VHT20_Nss1,(MCS0)_4TX PSD

5580MHz

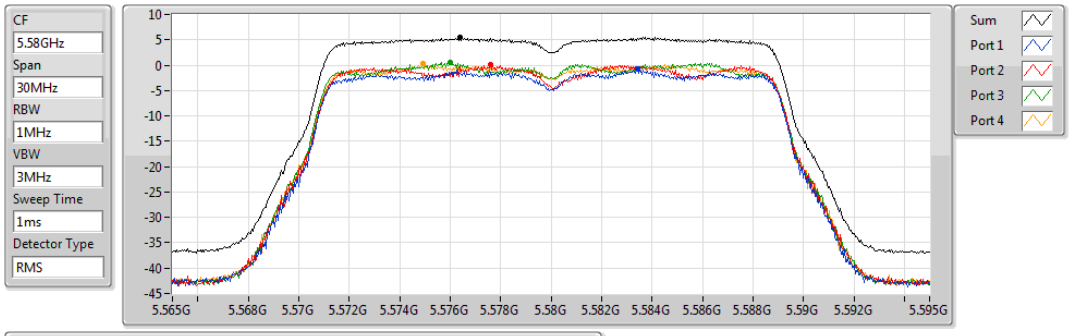

Sum	PD	Port 1	Port 2	Port 3	Port 4
(dBm/RBW)	(dBm/RBW)	(dBm/RBW)	(dBm/RBW)	(dBm/RBW)	(dBm/RBW)
5.56	5.56	-0.80	0.15	0.52	0.41

802.11ac VHT20_Nss1,(MCS0)_4TX PSD

5700MHz

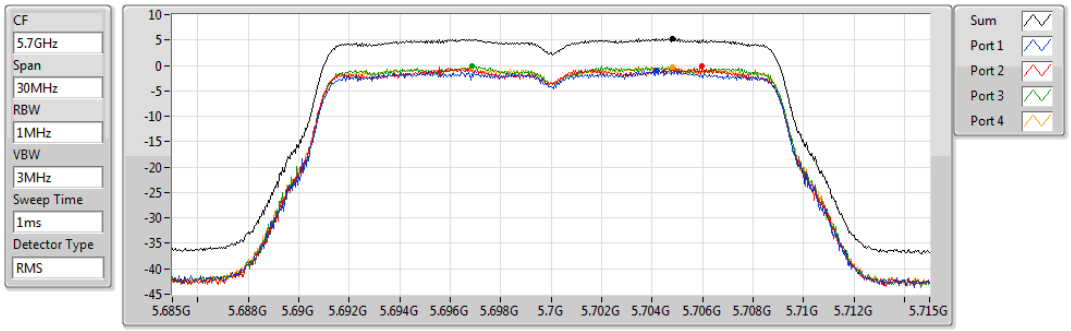

Sum	PD	Port 1	Port 2	Port 3	Port 4
(dBm/RBW)	(dBm/RBW)	(dBm/RBW)	(dBm/RBW)	(dBm/RBW)	(dBm/RBW)
5.32	5.32	-1.02	-0.12	-0.16	-0.26

802.11ac VHT20_Nss1,(MCS0)_4TX PSD

5720MHz Straddle 5.47-5.725GHz

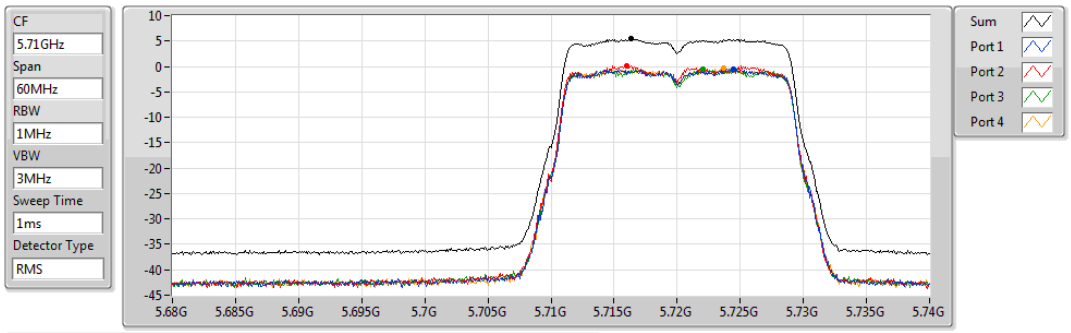

Sum	PD	Port 1	Port 2	Port 3	Port 4
(dBm/RBW)	(dBm/RBW)	(dBm/RBW)	(dBm/RBW)	(dBm/RBW)	(dBm/RBW)
5.39	5.39	-0.45	0.07	-0.55	-0.29

802.11ac VHT20_Nss1,(MCS0)_4TX PSD

5720MHz Straddle 5.725-5.85GHz

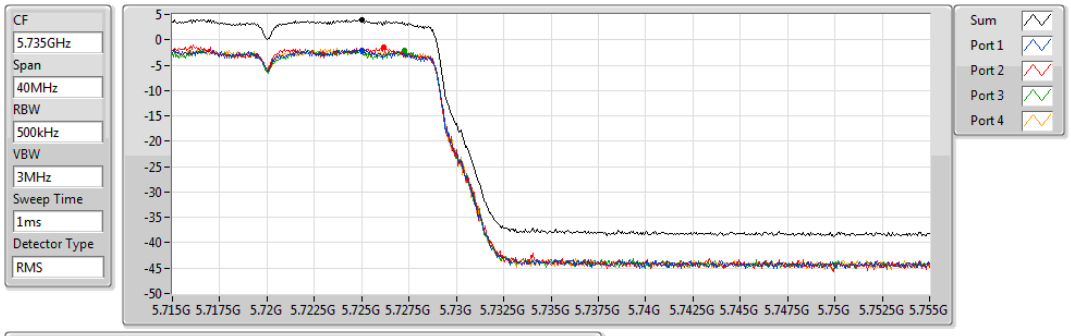

Sum	PD	Port 1	Port 2	Port 3	Port 4
(dBm/RBW)	(dBm/RBW)	(dBm/RBW)	(dBm/RBW)	(dBm/RBW)	(dBm/RBW)
3.93	3.93	-2.14	-1.43	-2.16	-2.00

802.11ac VHT20_Nss1,(MCS0)_4TX PSD

5745MHz

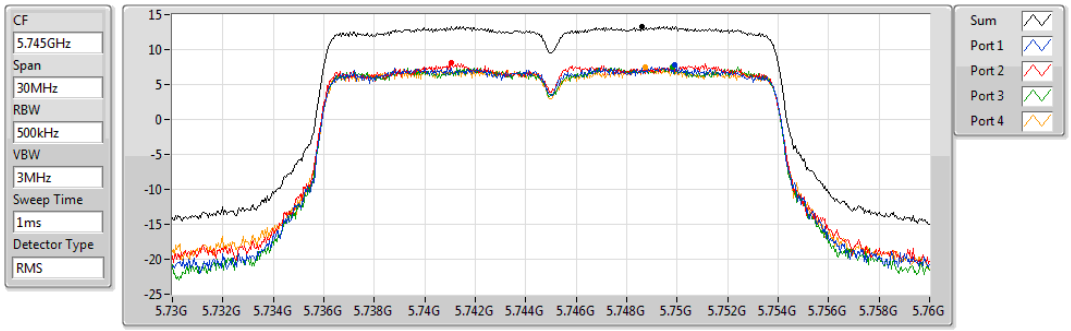

Sum	PD	Port 1	Port 2	Port 3	Port 4
(dBm/RBW)	(dBm/RBW)	(dBm/RBW)	(dBm/RBW)	(dBm/RBW)	(dBm/RBW)
13.29	13.29	7.75	8.16	7.49	7.43

802.11ac VHT20_Nss1,(MCS0)_4TX PSD

5785MHz

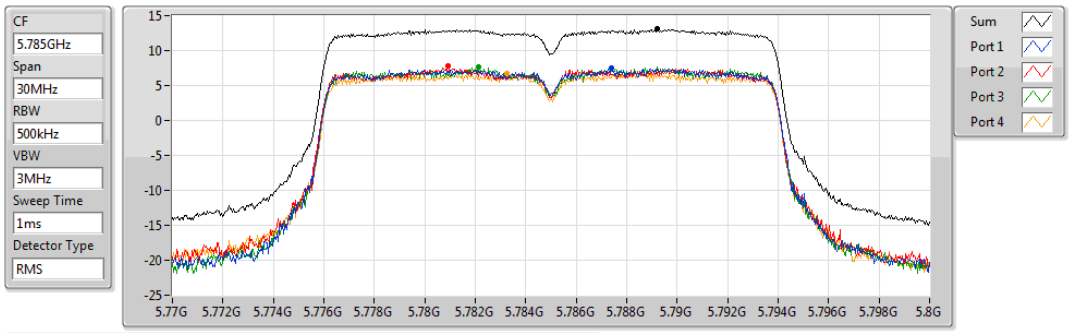

Sum	PD	Port 1	Port 2	Port 3	Port 4
(dBm/RBW)	(dBm/RBW)	(dBm/RBW)	(dBm/RBW)	(dBm/RBW)	(dBm/RBW)
13.07	13.07	7.47	7.84	7.63	6.73

802.11ac VHT20_Nss1,(MCS0)_4TX PSD

5825MHz

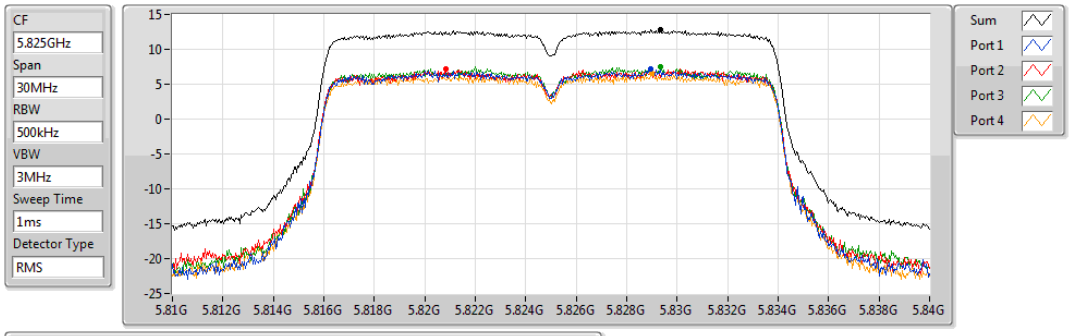

Sum	PD	Port 1	Port 2	Port 3	Port 4
(dBm/RBW)	(dBm/RBW)	(dBm/RBW)	(dBm/RBW)	(dBm/RBW)	(dBm/RBW)
12.81	12.81	7.24	7.14	7.57	6.49

802.11ac VHT40_Nss1,(MCS0)_4TX PSD

5190MHz

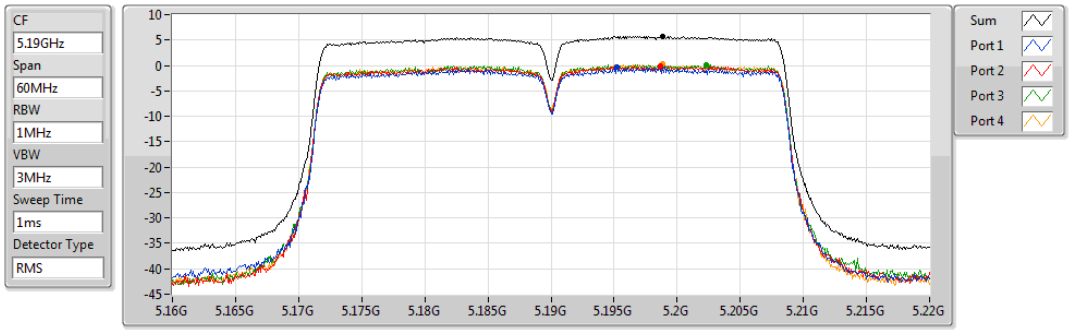

Sum	PD	Port 1	Port 2	Port 3	Port 4
(dBm/RBW)	(dBm/RBW)	(dBm/RBW)	(dBm/RBW)	(dBm/RBW)	(dBm/RBW)
5.78	5.78	-0.34	-0.15	0.12	0.24

802.11ac VHT40_Nss1,(MCS0)_4TX PSD

5230MHz

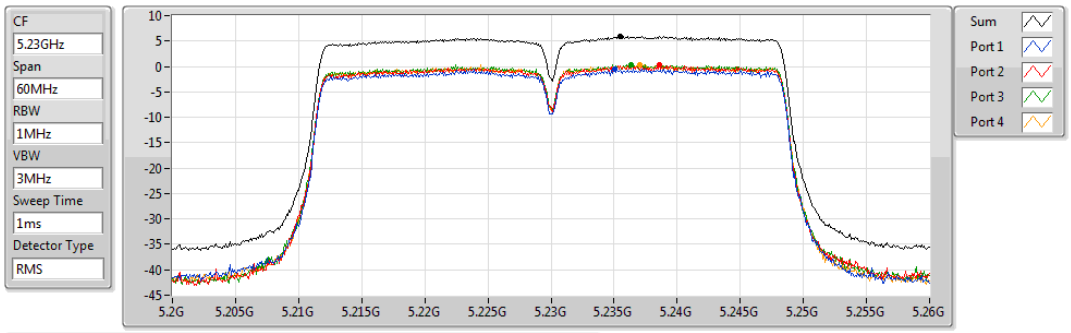

Sum	PD	Port 1	Port 2	Port 3	Port 4
(dBm/RBW)	(dBm/RBW)	(dBm/RBW)	(dBm/RBW)	(dBm/RBW)	(dBm/RBW)
5.93	5.93	-0.42	0.26	0.39	0.39

802.11ac VHT40_Nss1,(MCS0)_4TX PSD

5270MHz

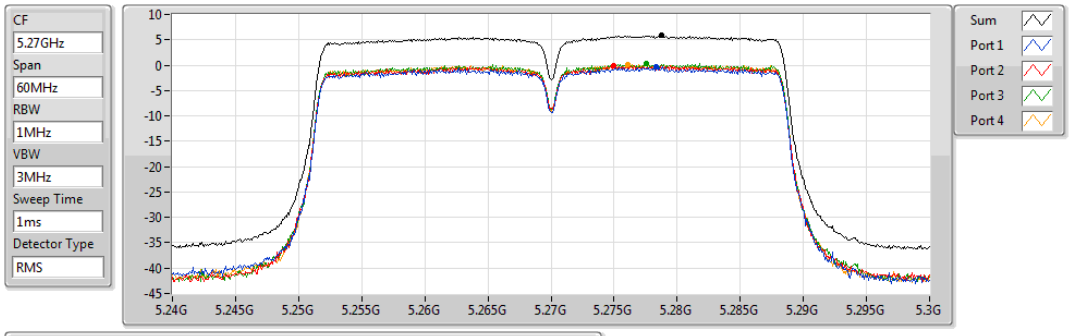

Sum	PD	Port 1	Port 2	Port 3	Port 4
(dBm/RBW)	(dBm/RBW)	(dBm/RBW)	(dBm/RBW)	(dBm/RBW)	(dBm/RBW)
5.87	5.87	-0.23	-0.04	0.34	0.11

802.11ac VHT40_Nss1,(MCS0)_4TX PSD

5310MHz

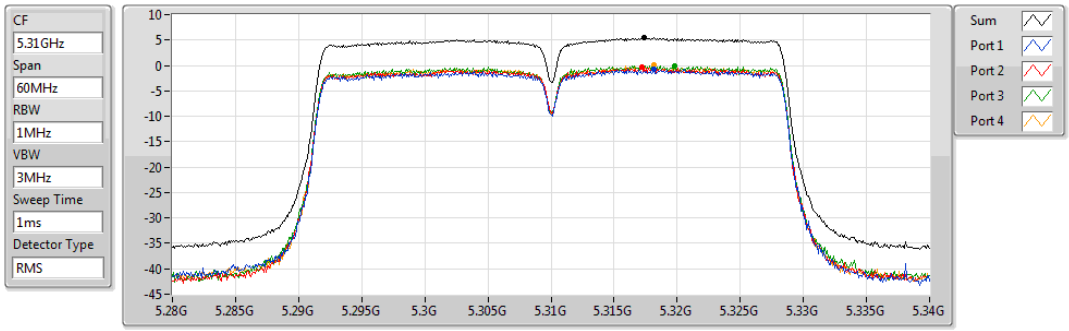

Sum	PD	Port 1	Port 2	Port 3	Port 4
(dBm/RBW)	(dBm/RBW)	(dBm/RBW)	(dBm/RBW)	(dBm/RBW)	(dBm/RBW)
5.48	5.48	-0.75	-0.36	-0.04	0.11

802.11ac VHT40_Nss1,(MCS0)_4TX PSD

5510MHz

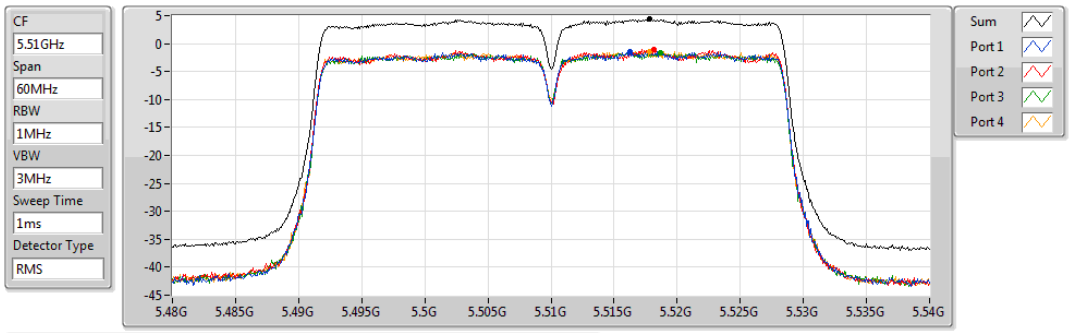

Sum	PD	Port 1	Port 2	Port 3	Port 4
(dBm/RBW)	(dBm/RBW)	(dBm/RBW)	(dBm/RBW)	(dBm/RBW)	(dBm/RBW)
4.42	4.42	-1.40	-1.04	-1.57	-1.42

802.11ac VHT40_Nss1,(MCS0)_4TX PSD

5590MHz

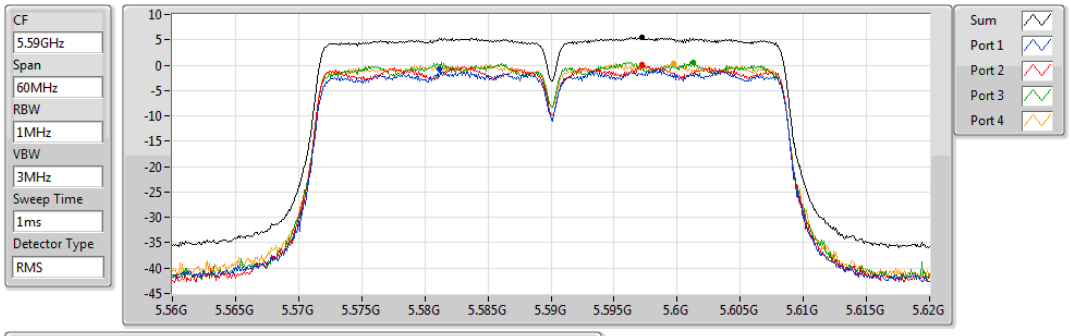

Sum	PD	Port 1	Port 2	Port 3	Port 4
(dBm/RBW)	(dBm/RBW)	(dBm/RBW)	(dBm/RBW)	(dBm/RBW)	(dBm/RBW)
5.49	5.49	-0.78	0.09	0.64	0.41

802.11ac VHT40_Nss1,(MCS0)_4TX PSD

5670MHz

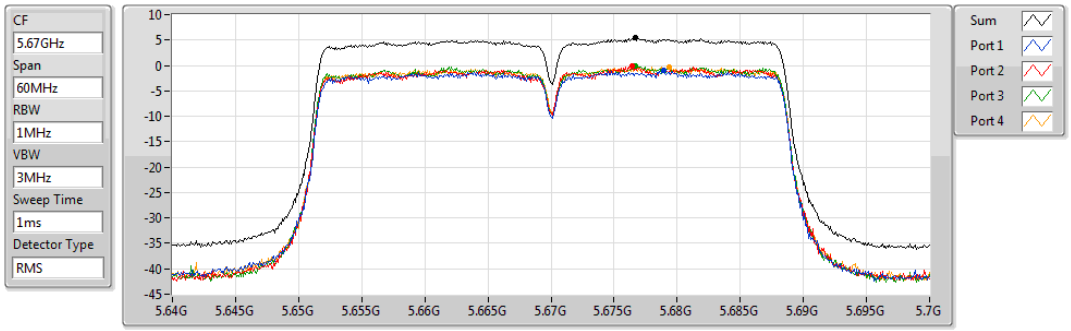

Sum	PD	Port 1	Port 2	Port 3	Port 4
(dBm/RBW)	(dBm/RBW)	(dBm/RBW)	(dBm/RBW)	(dBm/RBW)	(dBm/RBW)
5.41	5.41	-0.99	-0.18	0.00	-0.24

802.11ac VHT40_Nss1,(MCS0)_4TX PSD

5710MHz Straddle 5.47-5.725GHz

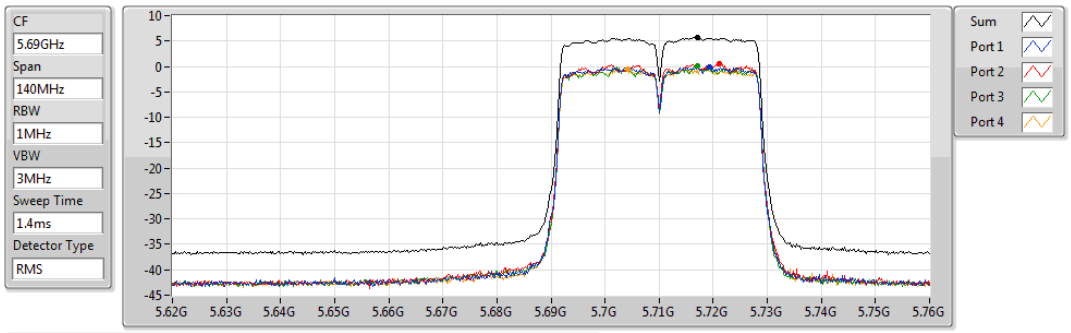

Sum	PD	Port 1	Port 2	Port 3	Port 4
(dBm/RBW)	(dBm/RBW)	(dBm/RBW)	(dBm/RBW)	(dBm/RBW)	(dBm/RBW)
5.77	5.77	-0.09	0.45	0.06	-0.60

802.11ac VHT40_Nss1,(MCS0)_4TX PSD

5710MHz Straddle 5.725-5.85GHz

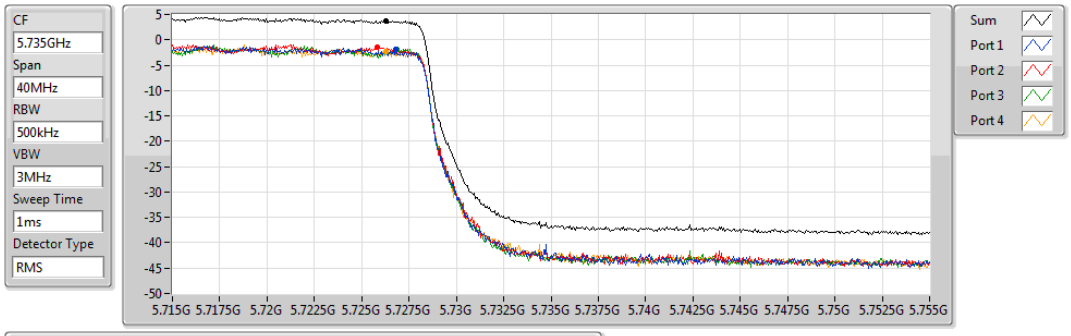

Sum	PD	Port 1	Port 2	Port 3	Port 4
(dBm/RBW)	(dBm/RBW)	(dBm/RBW)	(dBm/RBW)	(dBm/RBW)	(dBm/RBW)
3.68	3.68	-1.83	-1.48	-1.85	-2.29

802.11ac VHT40_Nss1,(MCS0)_4TX PSD

5755MHz

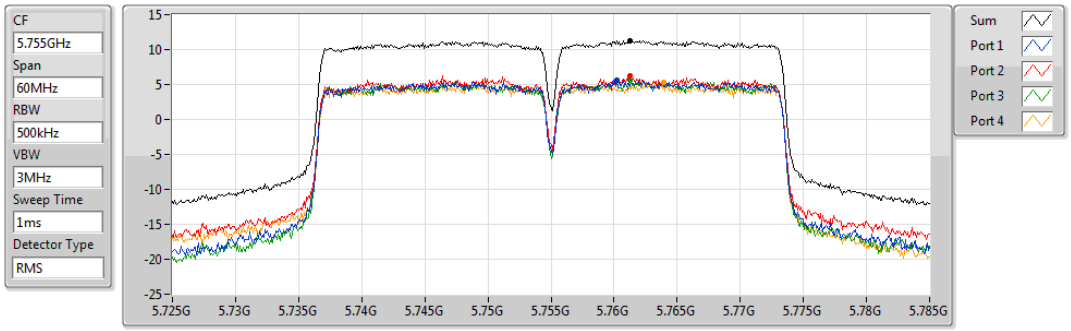

Sum	PD	Port 1	Port 2	Port 3	Port 4
(dBm/RBW)	(dBm/RBW)	(dBm/RBW)	(dBm/RBW)	(dBm/RBW)	(dBm/RBW)
11.29	11.29	5.67	6.19	5.58	5.36

802.11ac VHT40_Nss1,(MCS0)_4TX PSD

5795MHz

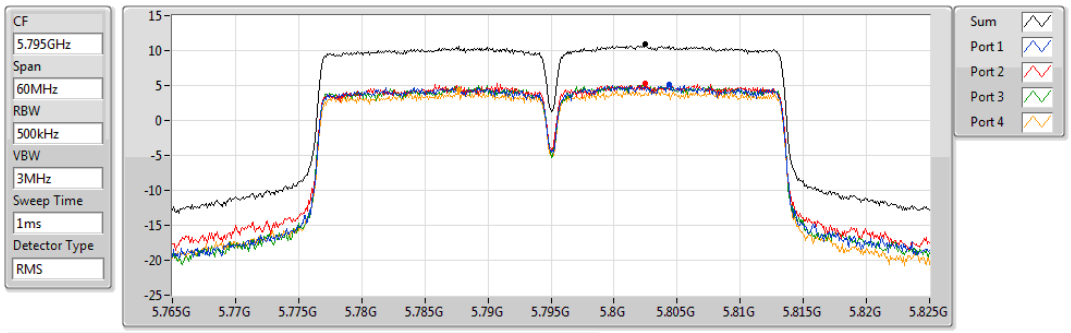

Sum	PD	Port 1	Port 2	Port 3	Port 4
(dBm/RBW)	(dBm/RBW)	(dBm/RBW)	(dBm/RBW)	(dBm/RBW)	(dBm/RBW)
10.87	10.87	5.15	5.26	5.29	4.38

802.11ac VHT80_Nss1,(MCS0)_4TX PSD

5210MHz

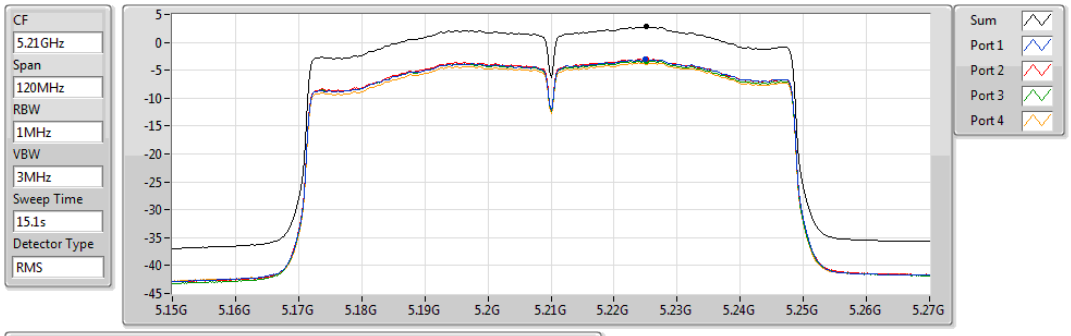

Sum	PD	Port 1	Port 2	Port 3	Port 4
(dBm/RBW)	(dBm/RBW)	(dBm/RBW)	(dBm/RBW)	(dBm/RBW)	(dBm/RBW)
2.78	2.78	-3.08	-2.95	-3.33	-3.62

802.11ac VHT80_Nss1,(MCS0)_4TX PSD

5290MHz

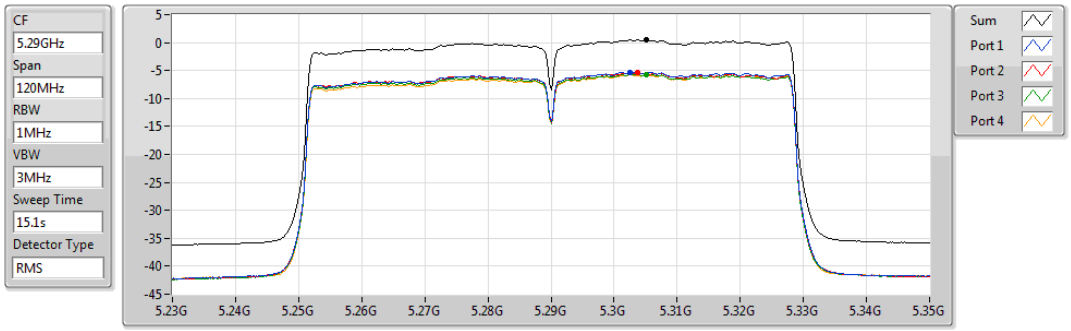

Sum	PD	Port 1	Port 2	Port 3	Port 4
(dBm/RBW)	(dBm/RBW)	(dBm/RBW)	(dBm/RBW)	(dBm/RBW)	(dBm/RBW)
0.51	0.51	-5.27	-5.39	-5.66	-5.69

802.11ac VHT80_Nss1,(MCS0)_4TX PSD

5530MHz

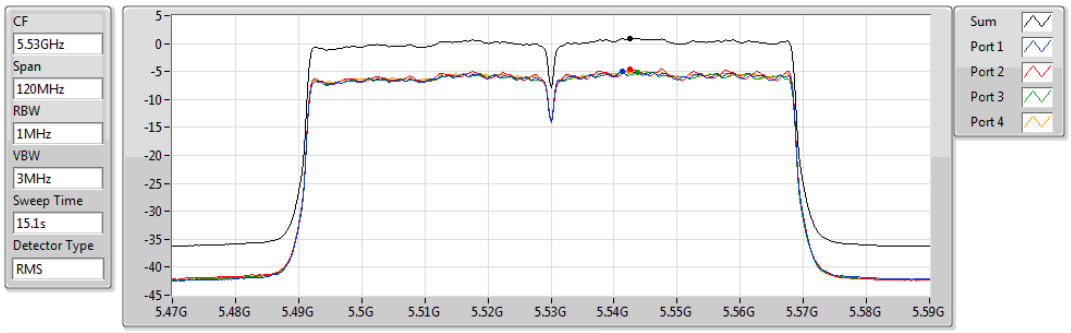

Sum	PD	Port 1	Port 2	Port 3	Port 4
(dBm/RBW)	(dBm/RBW)	(dBm/RBW)	(dBm/RBW)	(dBm/RBW)	(dBm/RBW)
0.98	0.98	-5.01	-4.50	-5.07	-4.89

802.11ac VHT80_Nss1,(MCS0)_4TX PSD

5610MHz

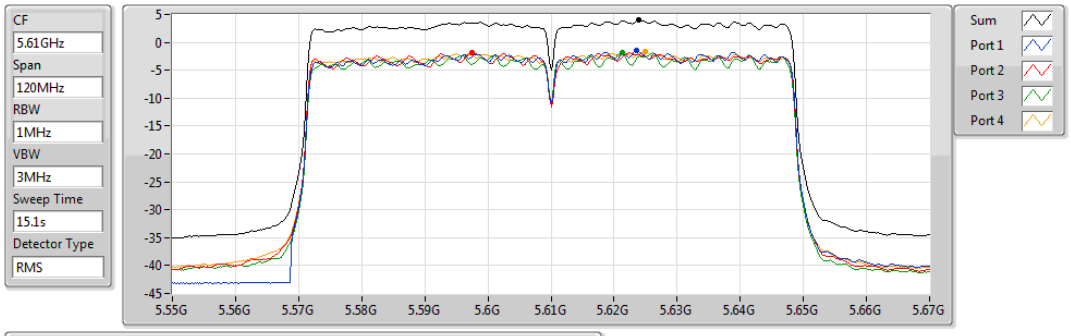

Sum	PD	Port 1	Port 2	Port 3	Port 4
(dBm/RBW)	(dBm/RBW)	(dBm/RBW)	(dBm/RBW)	(dBm/RBW)	(dBm/RBW)
3.94	3.94	-1.46	-1.74	-1.80	-1.71

802.11ac VHT80_Nss1,(MCS0)_4TX PSD

5690MHz Straddle 5.47-5.725GHz

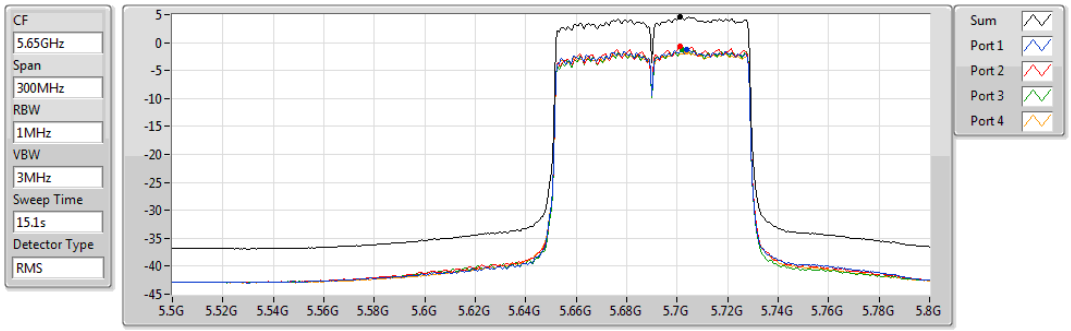

Sum	PD	Port 1	Port 2	Port 3	Port 4
(dBm/RBW)	(dBm/RBW)	(dBm/RBW)	(dBm/RBW)	(dBm/RBW)	(dBm/RBW)
4.57	4.57	-1.24	-0.75	-1.28	-1.64

802.11ac VHT80_Nss1,(MCS0)_4TX PSD

5690MHz Straddle 5.725-5.85GHz

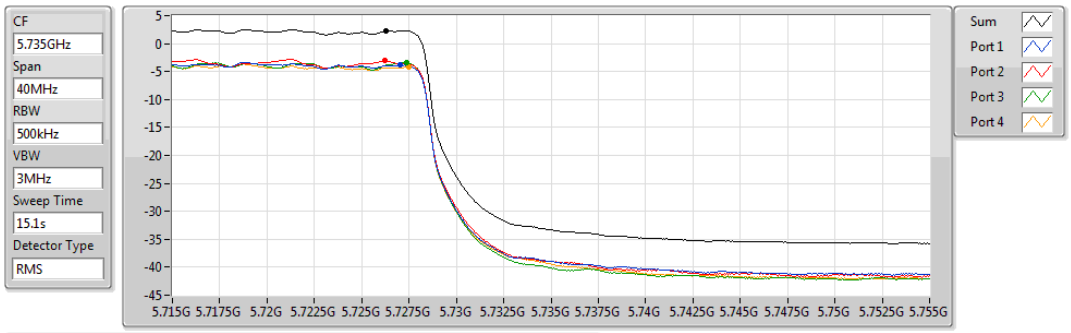

Sum	PD	Port 1	Port 2	Port 3	Port 4
(dBm/RBW)	(dBm/RBW)	(dBm/RBW)	(dBm/RBW)	(dBm/RBW)	(dBm/RBW)
2.25	2.25	-3.88	-3.08	-3.41	-4.14

802.11ac VHT80_Nss1,(MCS0)_4TX **PSD**

5775MHz

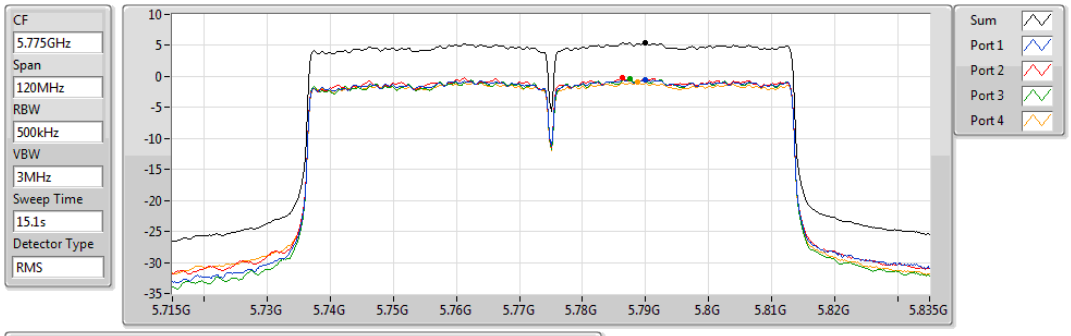

Sum	PD	Port 1	Port 2	Port 3	Port 4
(dBm/RBW)	(dBm/RBW)	(dBm/RBW)	(dBm/RBW)	(dBm/RBW)	(dBm/RBW)
5.43	5.43	-0.48	-0.19	-0.43	-0.96

Beamforming mode

Summary

Mode	PD (dBm/RBW)	EIRP PD (dBm/RBW)
5.15-5.25GHz	-	-
802.11ac VHT20-BF_Nss1,(MCS0)_4TX	6.16	16.89
5.25-5.35GHz	-	-
802.11ac VHT20-BF_Nss1,(MCS0)_4TX	5.94	16.84
5.47-5.725GHz	-	-
802.11ac VHT20-BF_Nss1,(MCS0)_4TX	4.63	15.69
5.725-5.85GHz	-	-
802.11ac VHT20-BF_Nss1,(MCS0)_4TX	10.62	20.82

RBW = 500kHz for 5.725-5.85GHz band / 1MHz for other band;

Result

Mode	Result	DG (dBi)	Port 1 (dBm/RBW)	Port 2 (dBm/RBW)	Port 3 (dBm/RBW)	Port 4 (dBm/RBW)	PD (dBm/RBW)	PD Limit (dBm/RBW)	EIRP PD (dBm/RBW)	EIRP PD Limit (dBm/RBW)
802.11ac VHT20-BF_Nss1,(MCS0)_4TX	-	-	-	-	-	-	-	-	-	-
5180MHz	Pass	10.73	-0.49	0.45	0.40	0.09	5.57	6.27	16.30	17.00
5200MHz	Pass	10.73	-0.07	0.27	-0.08	-0.36	5.71	6.27	16.44	17.00
5240MHz	Pass	10.73	0.92	0.56	0.44	-0.27	6.16	6.27	16.89	17.00
5260MHz	Pass	10.90	0.04	0.16	1.36	-0.31	5.94	6.10	16.84	17.00
5300MHz	Pass	10.90	0.34	-0.07	1.17	-0.35	5.84	6.10	16.74	17.00
5320MHz	Pass	10.90	0.22	0.50	0.16	-0.15	5.92	6.10	16.82	17.00
5500MHz	Pass	11.06	-1.74	-0.73	-1.01	-1.20	4.40	5.94	15.46	17.00
5580MHz	Pass	11.06	-0.59	-0.74	-1.07	-0.76	4.63	5.94	15.69	17.00
5700MHz	Pass	11.06	-1.15	-1.15	-0.87	-0.92	4.61	5.94	15.67	17.00
5720MHz Straddle 5.47-5.725GHz	Pass	11.06	-0.67	-1.66	-2.39	-1.04	4.38	5.94	15.44	17.00
5720MHz Straddle 5.725-5.85GHz	Pass	10.20	-3.10	-4.49	-4.11	-2.75	2.34	25.80	12.54	36.00
5745MHz	Pass	10.20	5.59	4.85	3.83	4.42	10.40	25.80	20.60	36.00
5785MHz	Pass	10.20	4.58	5.19	4.45	5.11	10.57	25.80	20.77	36.00
5825MHz	Pass	10.20	5.26	4.63	5.19	4.60	10.62	25.80	20.82	36.00

DG = Directional Gain; **RBW** = 500kHz for 5.725-5.85GHz band / 1MHz for other band;
PD = trace bin-by-bin of each transmits port summing can be performed maximum power density; **Port X** = Port Xpower density;

Note:

5150-5250MHz: Directional gain = 10 * log($(10^{4.1/20}+10^{4.9/20}+10^{5.3/20}+10^{4.5/20})^2$/4) = 10.73 dBi > 6 dBi. Limit shall be reduced to 11 dBm – (10.73 dBi – 6 dBi) = 6.27

5250-5350MHz: Directional gain = 10 * log($(10^{4.7/20}+10^{4.2/20}+10^{6/20}+10^{4.5/20})^2$/4) = 10.90 dBi > 6 dBi. Limit shall be reduced to 11 dBm – (10.90 dBi – 6 dBi) = 6.10 dBm.

5470-5725MHz: Directional gain = 10 * log($(10^{5.1/20}+10^{5.3/20}+10^{5.5/20}+10^{4.2/20})^2$/4) = 11.06 dBi > 6 dBi. Limit shall be reduced to 11 dBm – (11.06 dBi – 6 dBi) = 5.94 dBm.

5725-5850MHz: Directional gain = 10 * log($(10^{5.1/20}+10^{5.5/20}+10^{3/20}+10^{2.8/20})^2$/4) = 10.20 dBi > 6 dBi. Limit shall be reduced to 30 dBm – (10.20 dBi – 6 dBi) = 25.80 dBm.

802.11ac VHT20-BF_Nss1,(MCS0)_4TX PSD

5180MHz

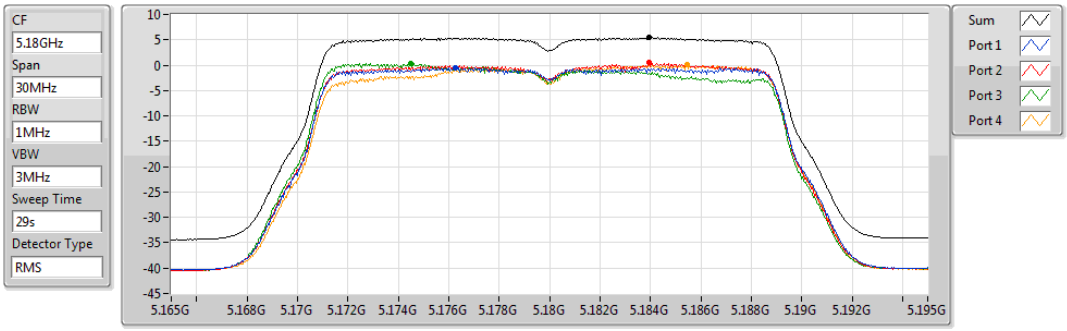

Sum	PD	Port 1	Port 2	Port 3	Port 4
(dBm/RBW)	(dBm/RBW)	(dBm/RBW)	(dBm/RBW)	(dBm/RBW)	(dBm/RBW)
5.57	5.57	-0.49	0.45	0.40	0.09

802.11ac VHT20-BF_Nss1,(MCS0)_4TX PSD

5200MHz

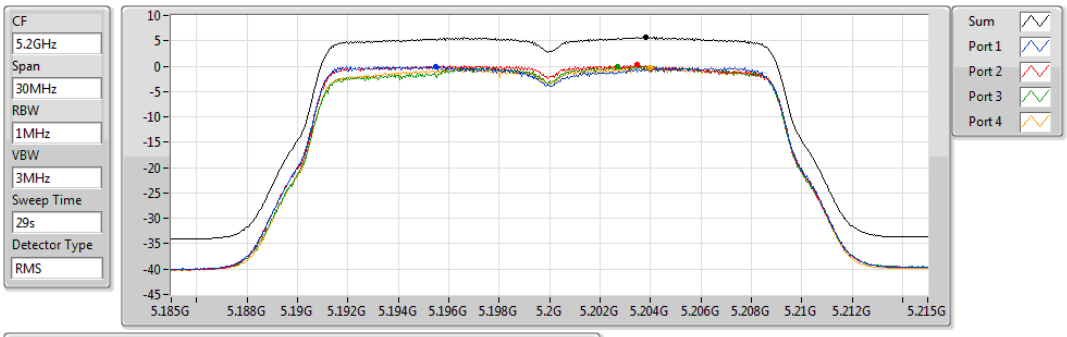

Sum	PD	Port 1	Port 2	Port 3	Port 4
(dBm/RBW)	(dBm/RBW)	(dBm/RBW)	(dBm/RBW)	(dBm/RBW)	(dBm/RBW)
5.71	5.71	-0.07	0.27	-0.08	-0.36

802.11ac VHT20-BF_Nss1,(MCS0)_4TX PSD

5240MHz

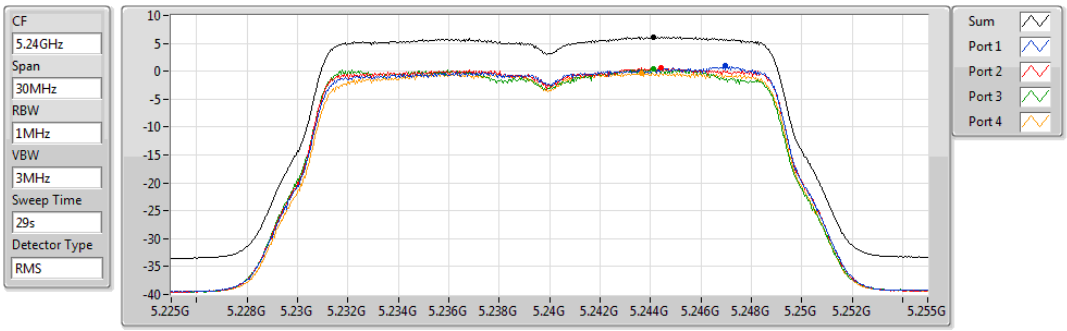

Sum	PD	Port 1	Port 2	Port 3	Port 4
(dBm/RBW)	(dBm/RBW)	(dBm/RBW)	(dBm/RBW)	(dBm/RBW)	(dBm/RBW)
6.16	6.16	0.92	0.56	0.44	-0.27

802.11ac VHT20-BF_Nss1,(MCS0)_4TX PSD

5260MHz

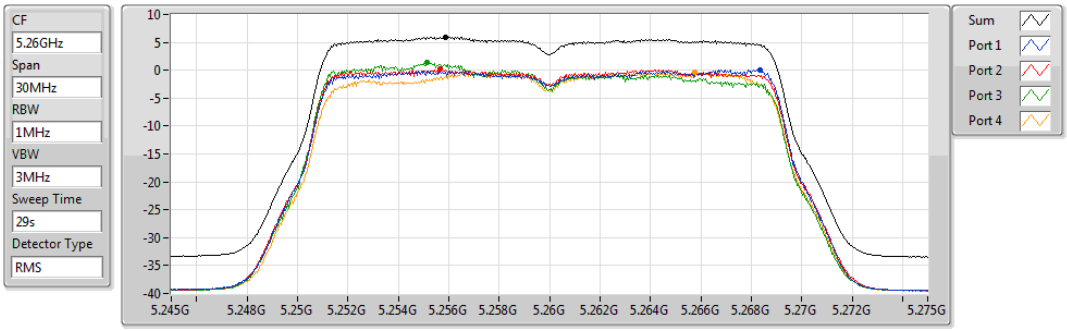

Sum	PD	Port 1	Port 2	Port 3	Port 4
(dBm/RBW)	(dBm/RBW)	(dBm/RBW)	(dBm/RBW)	(dBm/RBW)	(dBm/RBW)
5.94	5.94	0.04	0.16	1.36	-0.31

802.11ac VHT20-BF_Nss1,(MCS0)_4TX PSD

5300MHz

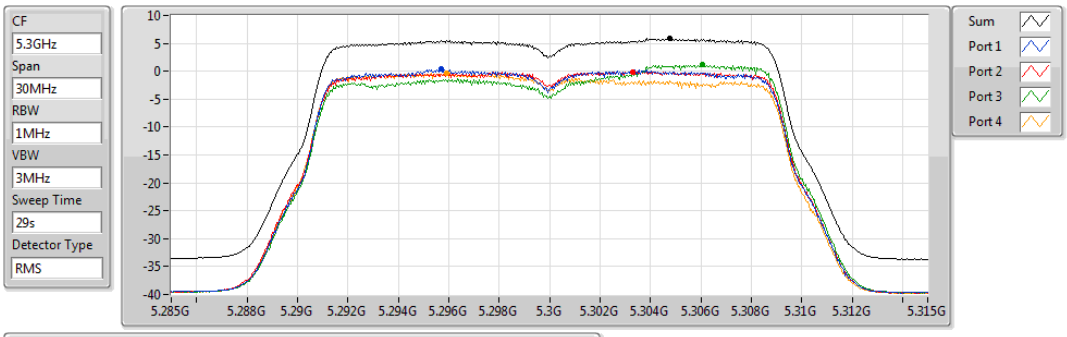

Sum	PD	Port 1	Port 2	Port 3	Port 4
(dBm/RBW)	(dBm/RBW)	(dBm/RBW)	(dBm/RBW)	(dBm/RBW)	(dBm/RBW)
5.84	5.84	0.34	-0.07	1.17	-0.35

802.11ac VHT20-BF_Nss1,(MCS0)_4TX PSD

5320MHz

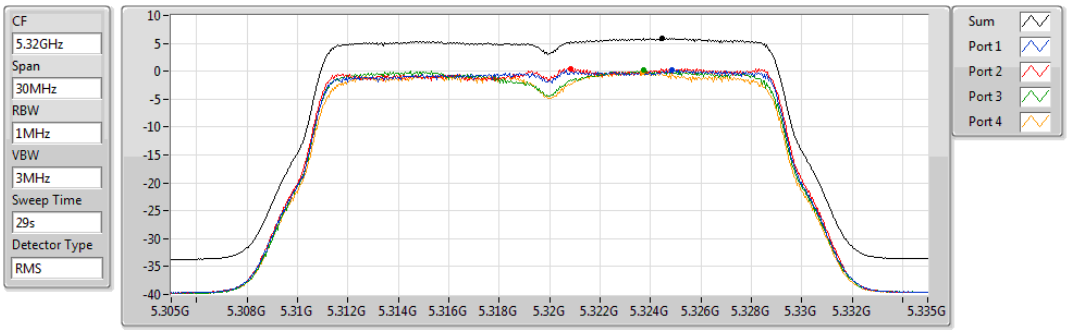

Sum	PD	Port 1	Port 2	Port 3	Port 4
(dBm/RBW)	(dBm/RBW)	(dBm/RBW)	(dBm/RBW)	(dBm/RBW)	(dBm/RBW)
5.92	5.92	0.22	0.50	0.16	-0.15

802.11ac VHT20-BF_Nss1,(MCS0)_4TX PSD

5500MHz

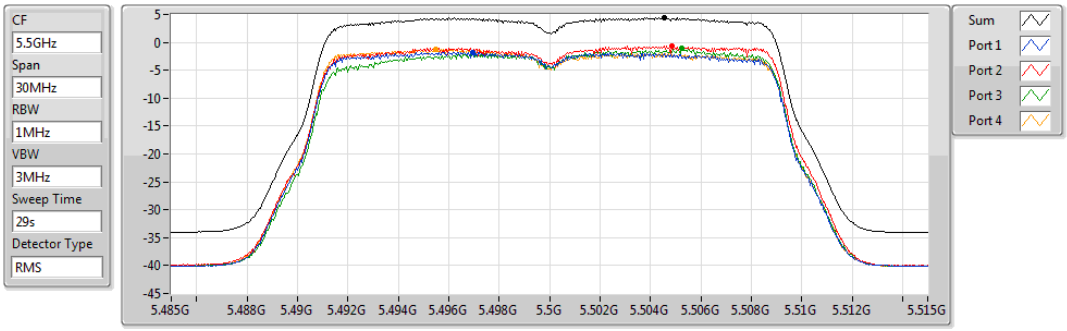

Sum	PD	Port 1	Port 2	Port 3	Port 4
(dBm/RBW)	(dBm/RBW)	(dBm/RBW)	(dBm/RBW)	(dBm/RBW)	(dBm/RBW)
4.40	4.40	-1.74	-0.73	-1.01	-1.20

802.11ac VHT20-BF_Nss1,(MCS0)_4TX PSD

5580MHz

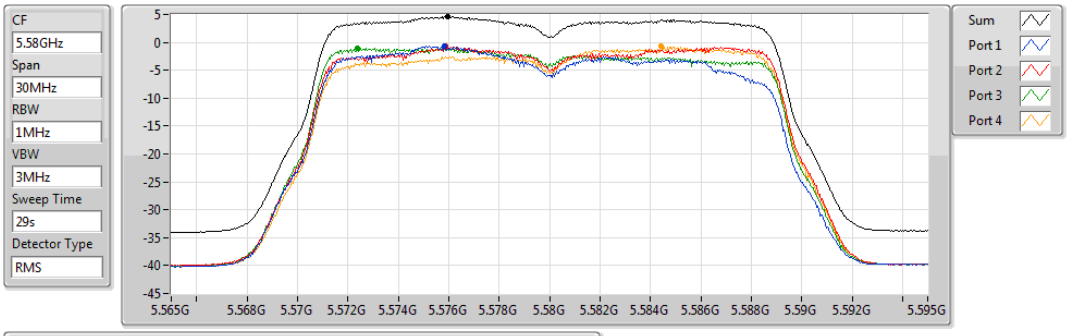

Sum	PD	Port 1	Port 2	Port 3	Port 4
(dBm/RBW)	(dBm/RBW)	(dBm/RBW)	(dBm/RBW)	(dBm/RBW)	(dBm/RBW)
4.63	4.63	-0.59	-0.74	-1.07	-0.76

802.11ac VHT20-BF_Nss1,(MCS0)_4TX PSD

5700MHz

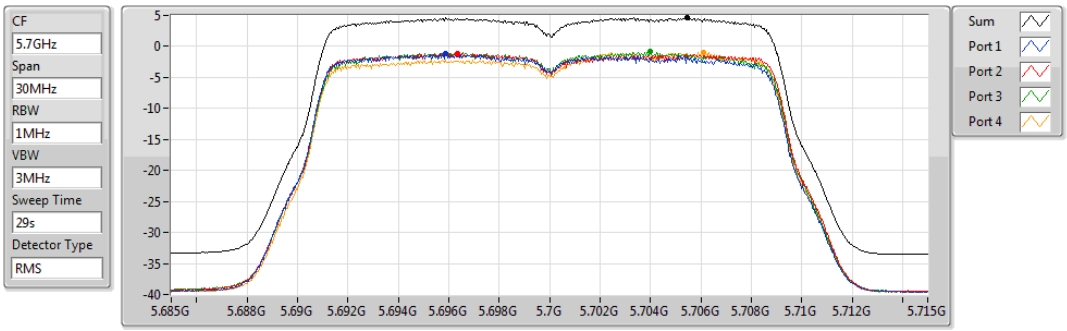

Sum	PD	Port 1	Port 2	Port 3	Port 4
(dBm/RBW)	(dBm/RBW)	(dBm/RBW)	(dBm/RBW)	(dBm/RBW)	(dBm/RBW)
4.61	4.61	-1.15	-1.15	-0.87	-0.92

802.11ac VHT20-BF_Nss1,(MCS0)_4TX PSD

5720MHz Straddle 5.47-5.725GHz

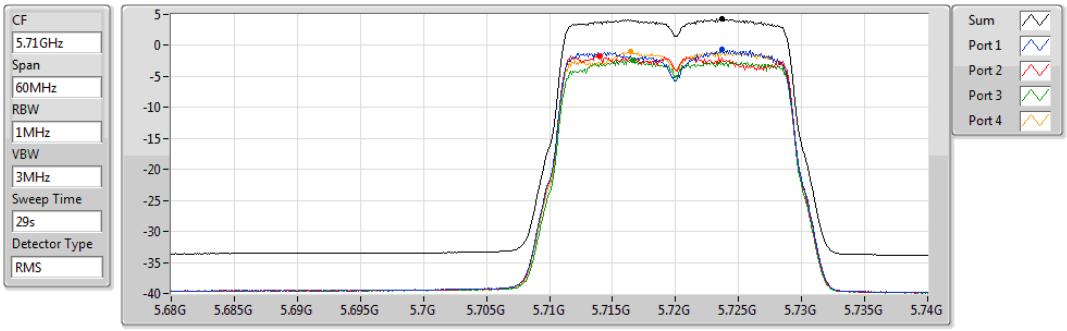

Sum	PD	Port 1	Port 2	Port 3	Port 4
(dBm/RBW)	(dBm/RBW)	(dBm/RBW)	(dBm/RBW)	(dBm/RBW)	(dBm/RBW)
4.38	4.38	-0.67	-1.66	-2.39	-1.04

802.11ac VHT20-BF_Nss1,(MCS0)_4TX PSD

5720MHz Straddle 5.725-5.85GHz

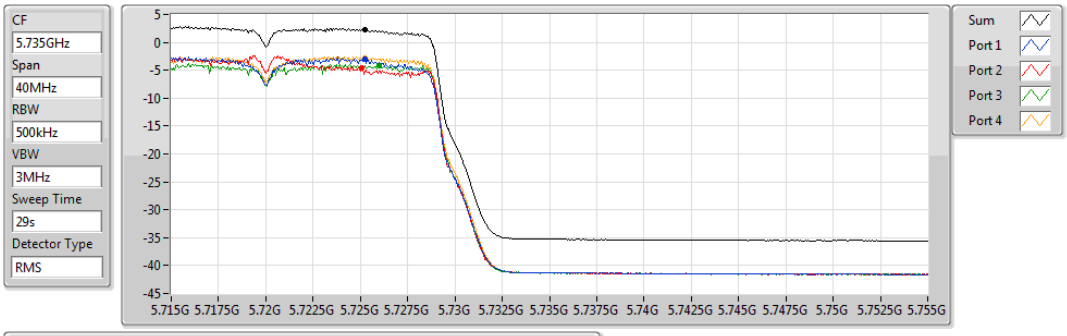

Sum	PD	Port 1	Port 2	Port 3	Port 4
(dBm/RBW)	(dBm/RBW)	(dBm/RBW)	(dBm/RBW)	(dBm/RBW)	(dBm/RBW)
2.34	2.34	-3.10	-4.49	-4.11	-2.75

802.11ac VHT20-BF_Nss1,(MCS0)_4TX PSD

5745MHz

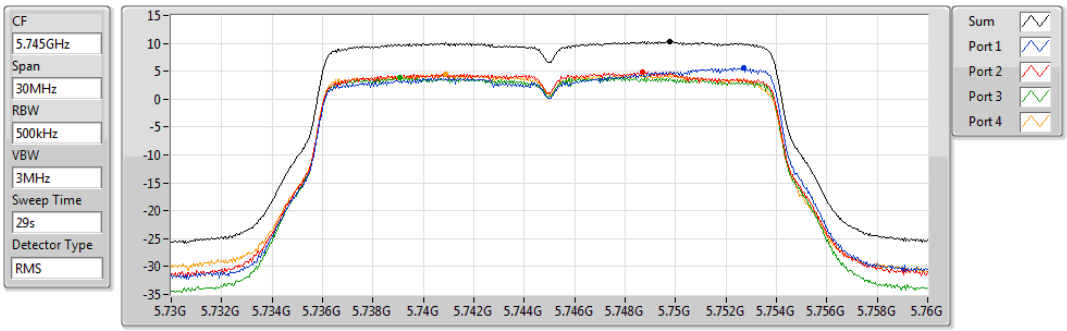

Sum	PD	Port 1	Port 2	Port 3	Port 4
(dBm/RBW)	(dBm/RBW)	(dBm/RBW)	(dBm/RBW)	(dBm/RBW)	(dBm/RBW)
10.40	10.40	5.59	4.85	3.83	4.42

802.11ac VHT20-BF_Nss1,(MCS0)_4TX **PSD**

5785MHz

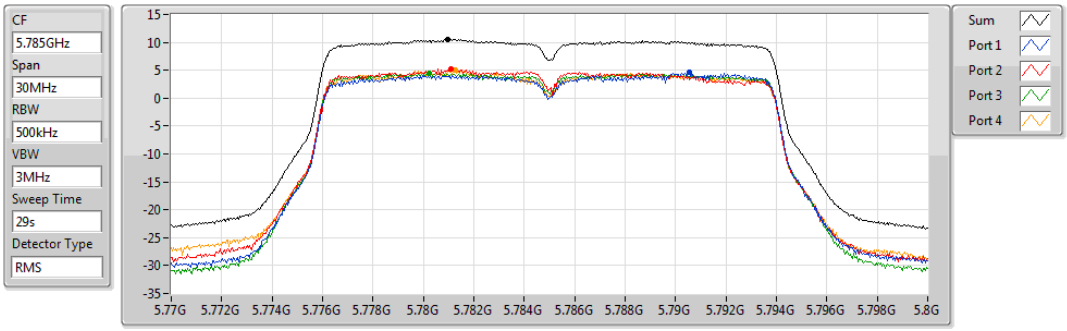

Sum	PD	Port 1	Port 2	Port 3	Port 4
(dBm/RBW)	(dBm/RBW)	(dBm/RBW)	(dBm/RBW)	(dBm/RBW)	(dBm/RBW)
10.57	10.57	4.58	5.19	4.45	5.11

802.11ac VHT20-BF_Nss1,(MCS0)_4TX **PSD**

5825MHz

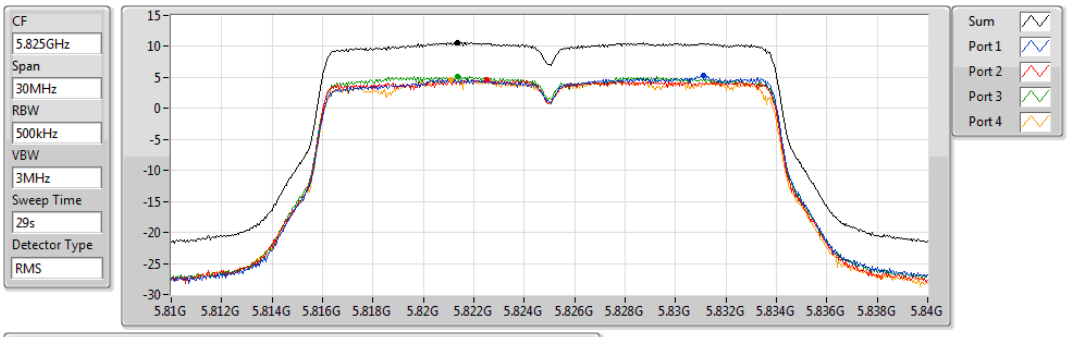

Sum	PD	Port 1	Port 2	Port 3	Port 4
(dBm/RBW)	(dBm/RBW)	(dBm/RBW)	(dBm/RBW)	(dBm/RBW)	(dBm/RBW)
10.62	10.62	5.26	4.63	5.19	4.60

3.5 Transmitter Radiated and Band Edge Emissions

3.5.1 Limit of Transmitter Radiated and Band Edge Emissions

Restricted Band Emissions Limit			
Frequency Range (MHz)	**Field Strength (uV/m)**	**Field Strength (dBuV/m)**	**Measure Distance (m)**
0.009~0.490	2400/F(kHz)	48.5 - 13.8	300
0.490~1.705	24000/F(kHz)	33.8 - 23	30
1.705~30.0	30	29	30
30~88	100	40	3
88~216	150	43.5	3
216~960	200	46	3
Above 960	500	54	3

Note 1:
Qusai-Peak value is measured for frequency below 1GHz except for 9–90 kHz, 110–490 kHz frequency band. Peak and average value are measured for frequency above 1GHz. The limit on average radio frequency emission is as above table. The limit on peak radio frequency emissions is 20 dB above the maximum permitted average emission limit
Note 2:
Measurements may be performed at a distance other than what is specified provided. When performing measurements at a distance other than that specified, the results shall be extrapolated to the specified distance using an extrapolation factor as below, Frequency at or above 30 MHz: 20 dB/decade Frequency below 30 MHz: 40 dB/decade.

Un-restricted band emissions above 1GHz Limit	
Operating Band	**Limit**
5.15 - 5.25 GHz	e.i.r.p. -27 dBm [68.2 dBuV/m@3m]
5.25 - 5.35 GHz	e.i.r.p. -27 dBm [68.2 dBuV/m@3m]
5.47 - 5.725 GHz	e.i.r.p. -27 dBm [68.2 dBuV/m@3m]
5.725 - 5.850 GHz	All emissions shall be limited to a level of −27 dBm/MHz at 75 MHz or more above or below the band edge increasing linearly to 10 dBm/MHz at 25 MHz above or below the band edge, and from 25 MHz above or below the band edge increasing linearly to a level of 15.6 dBm/MHz at 5 MHz above or below the band edge, and from 5 MHz above or below the band edge increasing linearly to a level of 27 dBm/MHz at the band edge.

Note 1: Measurements may be performed at a distance other than the limit distance provided they are not performed in the near field and the emissions to be measured can be detected by the measurement equipment. When performing measurements at a distance other than that specified, the results shall be extrapolated to the specified distance using an extrapolation factor of 20 dB/decade (inverse of linear distance for field-strength measurements, inverse of linear distance-squared for power-density measurements).

3.5.2 Test Procedures

1. Measurement is made at a semi-anechoic chamber that incorporates a turntable allowing a EUT rotation of 360°. A continuously-rotating, remotely-controlled turntable is installed at the test site to support the EUT and facilitate determination of the direction of maximum radiation for each EUT emission frequency. The EUT is placed at test table. For emissions testing at or below 1 GHz, the table height is 80 cm above the reference ground plane. For emission measurements above 1 GHz, the table height is 1.5 m
2. Measurement is made with the antenna positioned in both the horizontal and vertical planes of polarization. The measurement antenna is varied in height (1m ~ 4m) above the reference ground plane to obtain the maximum signal strength. Distance between EUT and antenna is 3 m.
3. This investigation is performed with the EUT rotated 360°, the antenna height scanned between 1 m and 4 m, and the antenna rotated to repeat the measurements for both the horizontal and vertical antenna polarizations.

Note:

1. 120kHz measurement bandwidth of test receiver and Quasi-peak detector is for radiated emission below 1GHz.
2. RBW=1MHz, VBW=3MHz and Peak detector is for peak measured value of radiated emission above 1GHz.
3. RBW=1MHz, VBW=1/T and Peak detector is for average measured value of radiated emission above 1GHz.

3.5.3 Test Setup

Radiated Emissions below 1 GHz

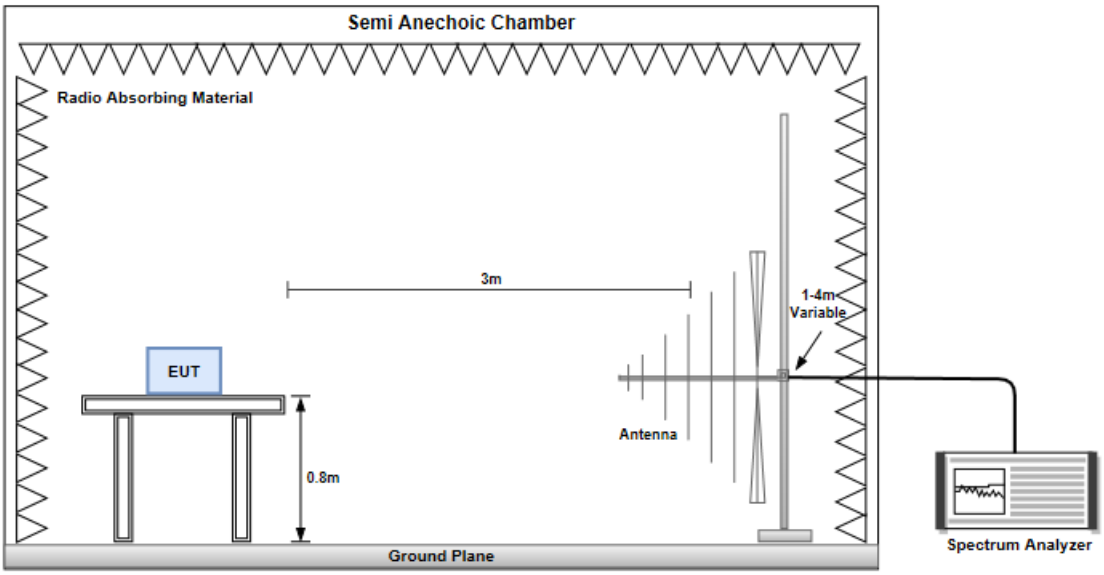

Radiated Emissions above 1 GHz

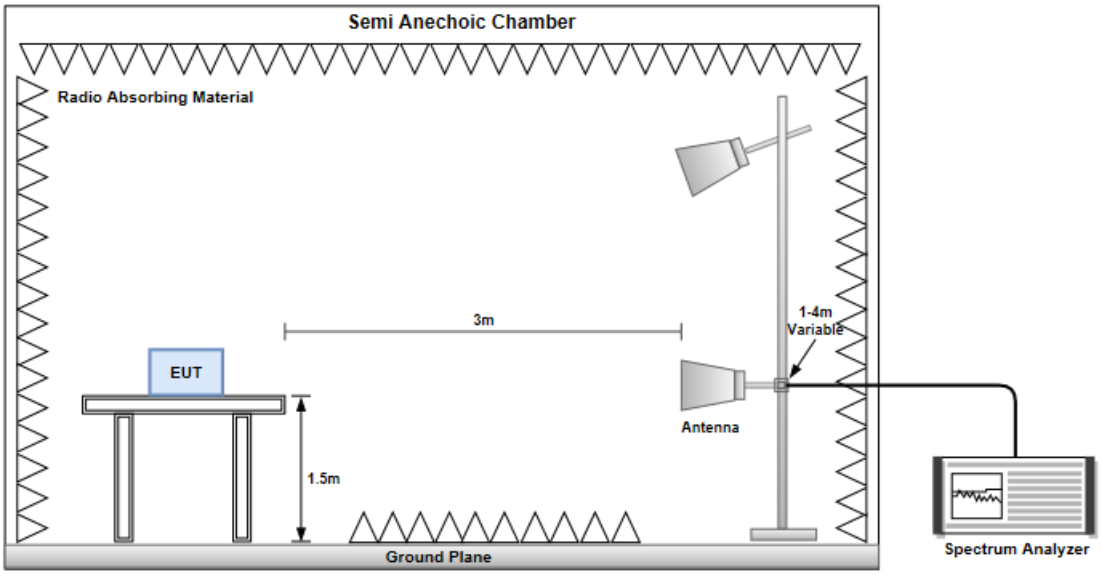

Non-beamforming mode

3.5.4 Transmitter Radiated Unwanted Emissions (Below 1GHz)

Modulation	VHT80	**Test Freq. (MHz)**	5690
Polarization	Horizontal		

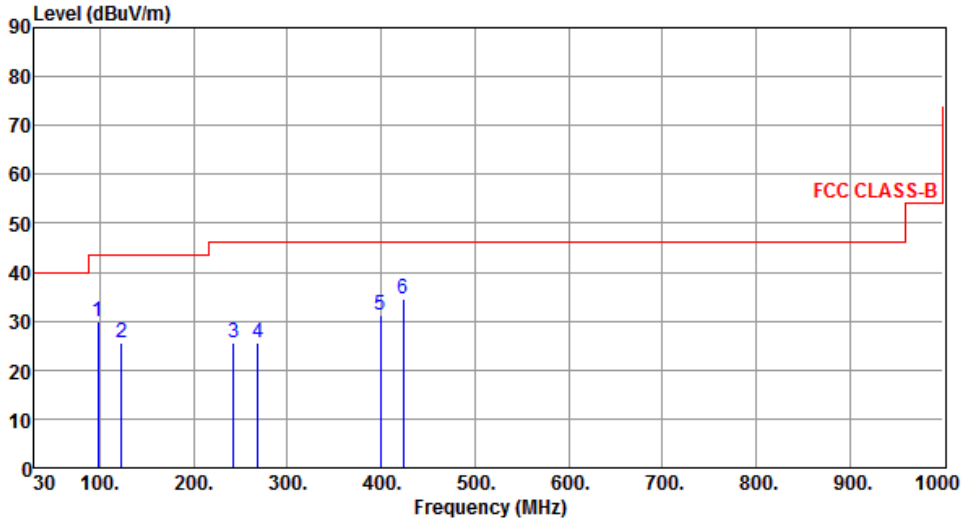

	Freq. MHz	Emission level dBuV/m	Limit dBuV/m	Margin dB	SA reading dBuV	Factor dB	Remark	ANT High cm	Turn Table deg
1	97.90	29.79	43.50	-13.71	43.74	-13.95	Peak	---	---
2	123.12	25.41	43.50	-18.09	36.21	-10.80	Peak	---	---
3	242.43	25.72	46.00	-20.28	36.02	-10.30	Peak	---	---
4	268.62	25.65	46.00	-20.35	35.13	-9.48	Peak	---	---
5	399.57	31.18	46.00	-14.82	37.00	-5.82	Peak	---	---
6	423.82	34.65	46.00	-11.35	39.80	-5.15	Peak	---	---

Note 1: Emission Level (dBuV/m) = SA Reading (dBuV/m) + Factor* (dB)
*Factor includes antenna factor , cable loss and amplifier gain
Note 2: Margin (dB) = Emission level (dBuV/m) – Limit (dBuV/m).
Note 3: All spurious emissions below 30MHz are more than 20 dB below the limit.

Modulation	VHT80	Test Freq. (MHz)	5690
Polarization	Vertical		

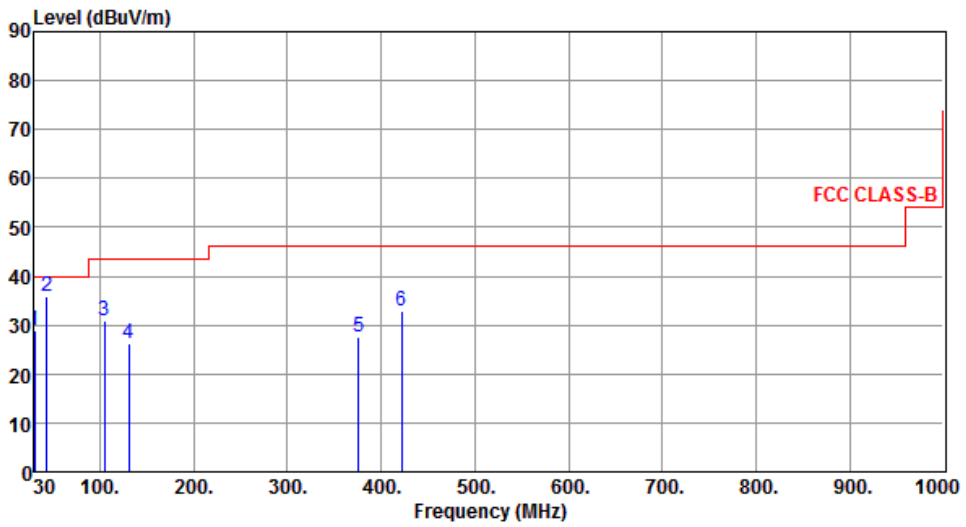

	Freq. MHz	Emission level dBuV/m	Limit dBuV/m	Margin dB	SA reading dBuV	Factor dB	Remark	ANT High cm	Turn Table deg
1	30.00	29.04	40.00	-10.96	39.20	-10.16	Peak	---	---
2	43.58	35.74	40.00	-4.26	44.66	-8.92	Peak	---	---
3	104.69	30.82	43.50	-12.68	43.68	-12.86	Peak	---	---
4	130.88	26.12	43.50	-17.38	36.20	-10.08	Peak	---	---
5	376.29	27.50	46.00	-18.50	33.89	-6.39	Peak	---	---
6	421.88	32.85	46.00	-13.15	38.04	-5.19	Peak	---	---

Note 1: Emission Level (dBuV/m) = SA Reading (dBuV/m) + Factor* (dB)
*Factor includes antenna factor , cable loss and amplifier gain
Note 2: Margin (dB) = Emission level (dBuV/m) – Limit (dBuV/m).
Note 3: All spurious emissions below 30MHz are more than 20 dB below the limit.

Modulation	VHT40	Test Freq. (MHz)	5755
Polarization	Horizontal		

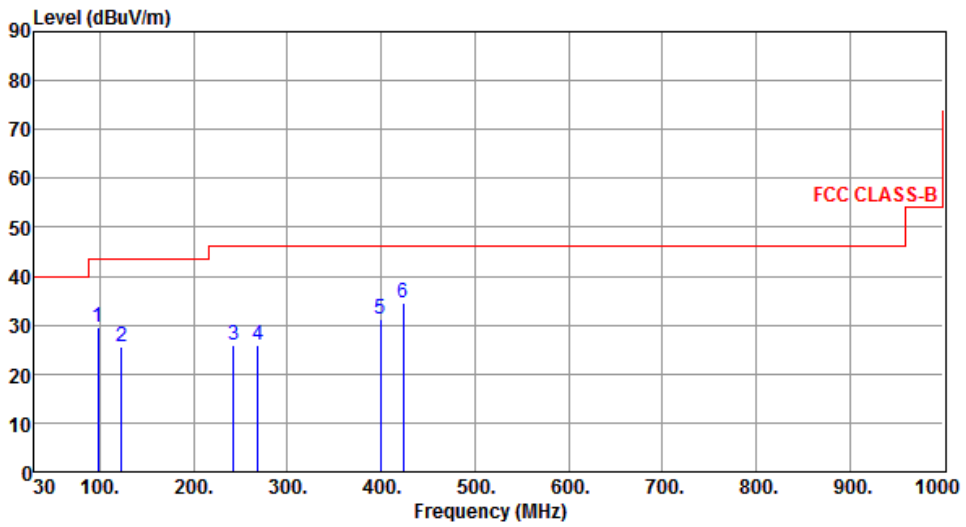

	Freq. MHz	Emission level dBuV/m	Limit dBuV/m	Margin dB	SA reading dBuV	Factor dB	Remark	ANT High cm	Turn Table deg
1	97.85	29.67	43.50	-13.83	43.62	-13.95	Peak	---	---
2	123.26	25.52	43.50	-17.98	36.32	-10.80	Peak	---	---
3	242.38	25.95	46.00	-20.05	36.25	-10.30	Peak	---	---
4	268.59	25.78	46.00	-20.22	35.26	-9.48	Peak	---	---
5	399.57	31.30	46.00	-14.70	37.12	-5.82	Peak	---	---
6	423.77	34.62	46.00	-11.38	39.77	-5.15	Peak	---	---

Note 1: Emission Level (dBuV/m) = SA Reading (dBuV/m) + Factor* (dB)
*Factor includes antenna factor , cable loss and amplifier gain
Note 2: Margin (dB) = Emission level (dBuV/m) – Limit (dBuV/m).
Note 3: All spurious emissions below 30MHz are more than 20 dB below the limit.

Modulation	VHT40	Test Freq. (MHz)	5755
Polarization	Vertical		

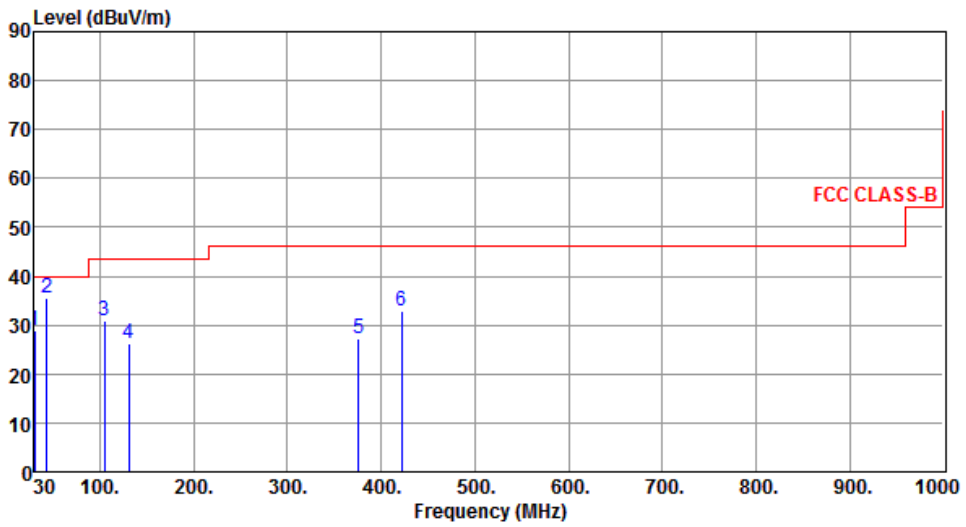

	Freq. MHz	Emission level dBuV/m	Limit dBuV/m	Margin dB	SA reading dBuV	Factor dB	Remark	ANT High cm	Turn Table deg
1	30.02	29.05	40.00	-10.95	39.21	-10.16	Peak	---	---
2	43.62	35.69	40.00	-4.31	44.61	-8.92	Peak	---	---
3	104.55	30.79	43.50	-12.71	43.69	-12.90	Peak	---	---
4	130.79	26.22	43.50	-17.28	36.31	-10.09	Peak	---	---
5	376.30	27.38	46.00	-18.62	33.77	-6.39	Peak	---	---
6	421.78	32.95	46.00	-13.05	38.14	-5.19	Peak	---	---

Note 1: Emission Level (dBuV/m) = SA Reading (dBuV/m) + Factor* (dB)
*Factor includes antenna factor , cable loss and amplifier gain
Note 2: Margin (dB) = Emission level (dBuV/m) – Limit (dBuV/m).
Note 3: All spurious emissions below 30MHz are more than 20 dB below the limit.

3.5.5 Transmitter Radiated Unwanted Emissions (Above 1GHz) for 11a

Modulation	11a	Test Freq. (MHz)	5180
Polarization	Horizontal		

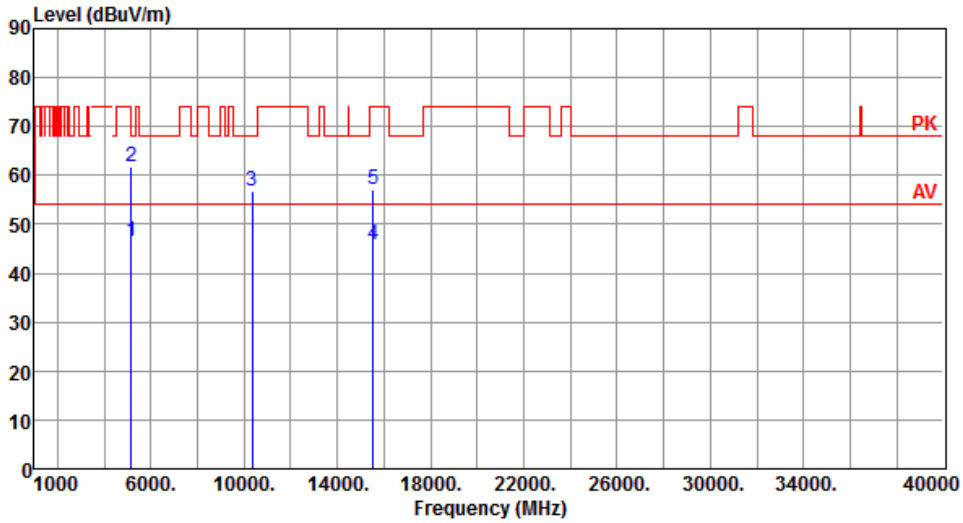

	Freq. MHz	Emission level dBuV/m	Limit dBuV/m	Margin dB	SA reading dBuV	Factor dB	Remark	ANT High cm	Turn Table deg
1	5150.00	46.57	54.00	-7.43	40.62	5.95	Average	100	48
2	5150.00	61.64	74.00	-12.36	55.69	5.95	Peak	100	48
3	10360.00	56.92	68.20	-11.28	41.82	15.10	Peak	100	50
4	15540.00	45.93	54.00	-8.07	30.28	15.65	Average	100	55
5	15540.00	57.07	74.00	-16.93	41.42	15.65	Peak	100	55

Note 1: Emission Level (dBuV/m) = SA Reading (dBuV/m) + Factor* (dB)
*Factor includes antenna factor , cable loss and amplifier gain
Note 2: Margin (dB) = Emission level (dBuV/m) – Limit (dBuV/m).

Modulation	11a	Test Freq. (MHz)	5180
Polarization	Vertical		

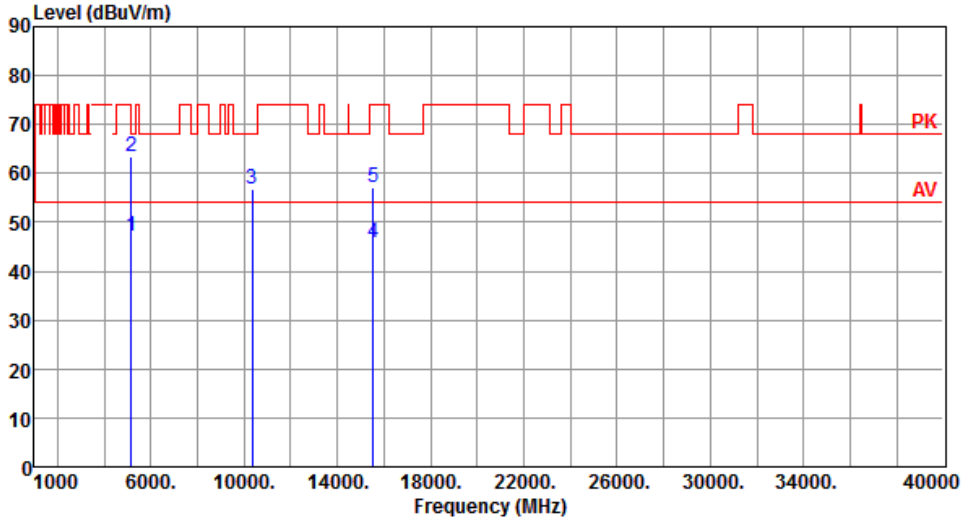

	Freq. MHz	Emission level dBuV/m	Limit dBuV/m	Margin dB	SA reading dBuV	Factor dB	Remark	ANT High cm	Turn Table deg
1	5150.00	47.24	54.00	-6.76	41.29	5.95	Average	100	106
2	5150.00	63.41	74.00	-10.59	57.46	5.95	Peak	100	106
3	10360.00	56.72	68.20	-11.48	41.62	15.10	Peak	100	30
4	15540.00	45.97	54.00	-8.03	30.32	15.65	Average	100	25
5	15540.00	57.03	74.00	-16.97	41.38	15.65	Peak	100	25

Note 1: Emission Level (dBuV/m) = SA Reading (dBuV/m) + Factor* (dB)
*Factor includes antenna factor , cable loss and amplifier gain
Note 2: Margin (dB) = Emission level (dBuV/m) – Limit (dBuV/m).

Modulation	11a	Test Freq. (MHz)	5200
Polarization	Horizontal		

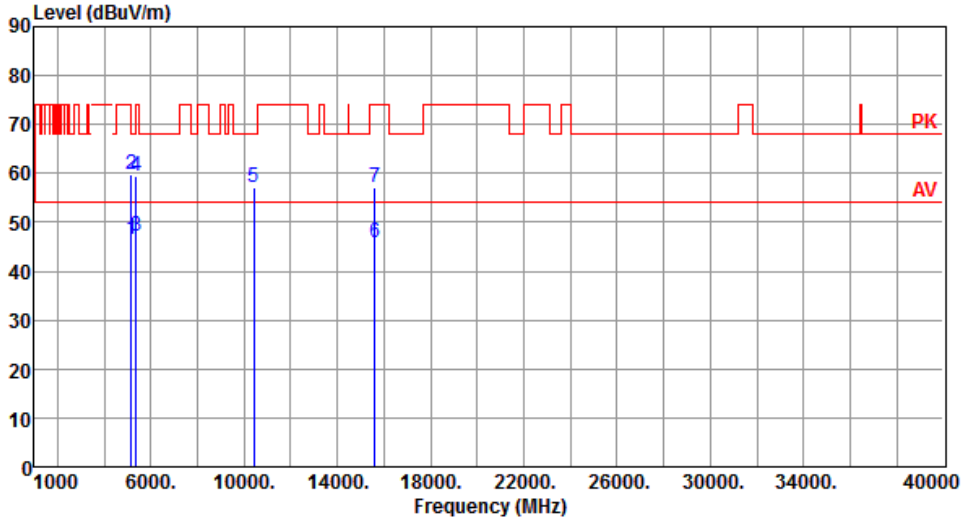

	Freq. MHz	Emission level dBuV/m	Limit dBuV/m	Margin dB	SA reading dBuV	Factor dB	Remark	ANT High cm	Turn Table deg
1	5150.00	46.52	54.00	-7.48	40.57	5.95	Average	100	45
2	5150.00	59.93	74.00	-14.07	53.98	5.95	Peak	100	45
3	5360.00	47.00	54.00	-7.00	41.55	5.45	Average	100	108
4	5360.00	59.31	74.00	-14.69	53.86	5.45	Peak	100	108
5	10400.00	56.96	68.20	-11.24	41.63	15.33	Peak	100	70
6	15600.00	45.76	54.00	-8.24	30.27	15.49	Average	100	90
7	15600.00	57.03	74.00	-16.97	41.54	15.49	Peak	100	90

Note 1: Emission Level (dBuV/m) = SA Reading (dBuV/m) + Factor* (dB)
*Factor includes antenna factor , cable loss and amplifier gain
Note 2: Margin (dB) = Emission level (dBuV/m) – Limit (dBuV/m).

Modulation	11a	Test Freq. (MHz)	5200
Polarization	Vertical		

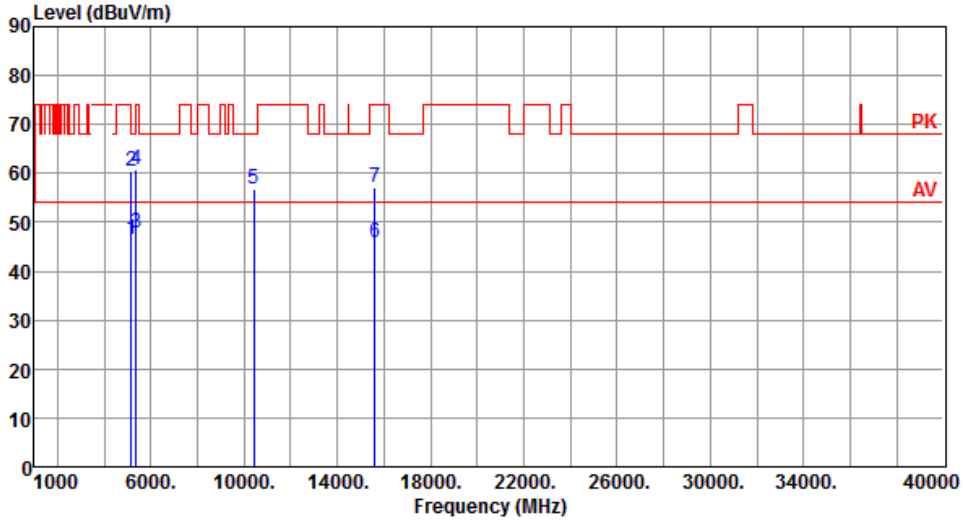

	Freq. MHz	Emission level dBuV/m	Limit dBuV/m	Margin dB	SA reading dBuV	Factor dB	Remark	ANT High cm	Turn Table deg
1	5150.00	46.53	54.00	-7.47	40.58	5.95	Average	100	103
2	5150.00	60.52	74.00	-13.48	54.57	5.95	Peak	100	103
3	5360.00	47.72	54.00	-6.28	42.27	5.45	Average	100	103
4	5360.00	60.87	74.00	-13.13	55.42	5.45	Peak	100	103
5	10400.00	56.91	68.20	-11.29	41.58	15.33	Peak	100	50
6	15600.00	45.76	54.00	-8.24	30.27	15.49	Average	100	70
7	15600.00	57.17	74.00	-16.83	41.68	15.49	Peak	100	70

Note 1: Emission Level (dBuV/m) = SA Reading (dBuV/m) + Factor* (dB)
*Factor includes antenna factor , cable loss and amplifier gain
Note 2: Margin (dB) = Emission level (dBuV/m) – Limit (dBuV/m).

Modulation	11a	Test Freq. (MHz)	5240
Polarization	Horizontal		

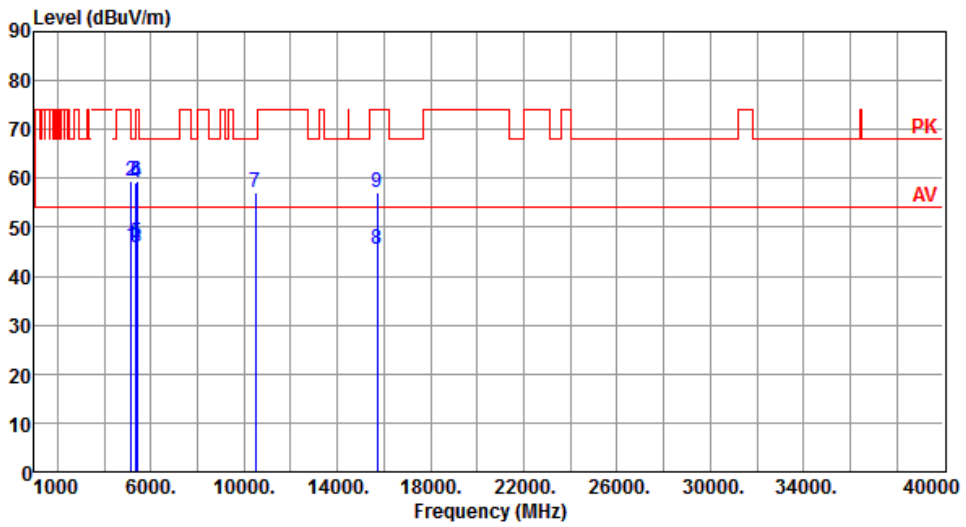

	Freq. MHz	Emission level dBuV/m	Limit dBuV/m	Margin dB	SA reading dBuV	Factor dB	Remark	ANT High cm	Turn Table deg
1	5150.00	46.23	54.00	-7.77	40.28	5.95	Average	100	46
2	5150.00	59.53	74.00	-14.47	53.58	5.95	Peak	100	46
3	5350.00	45.95	54.00	-8.05	40.55	5.40	Average	100	46
4	5350.00	59.14	74.00	-14.86	53.74	5.40	Peak	100	46
5	5400.00	46.90	54.00	-7.10	41.26	5.64	Average	100	100
6	5400.00	59.51	74.00	-14.49	53.87	5.64	Peak	100	100
7	10480.00	57.06	68.20	-11.14	41.75	15.31	Peak	100	75
8	15720.00	45.39	54.00	-8.61	30.16	15.23	Average	100	90
9	15720.00	57.12	74.00	-16.88	41.89	15.23	Peak	100	90

Note 1: Emission Level (dBuV/m) = SA Reading (dBuV/m) + Factor* (dB)
*Factor includes antenna factor , cable loss and amplifier gain
Note 2: Margin (dB) = Emission level (dBuV/m) – Limit (dBuV/m).

Modulation	11a	Test Freq. (MHz)	5240
Polarization	Vertical		

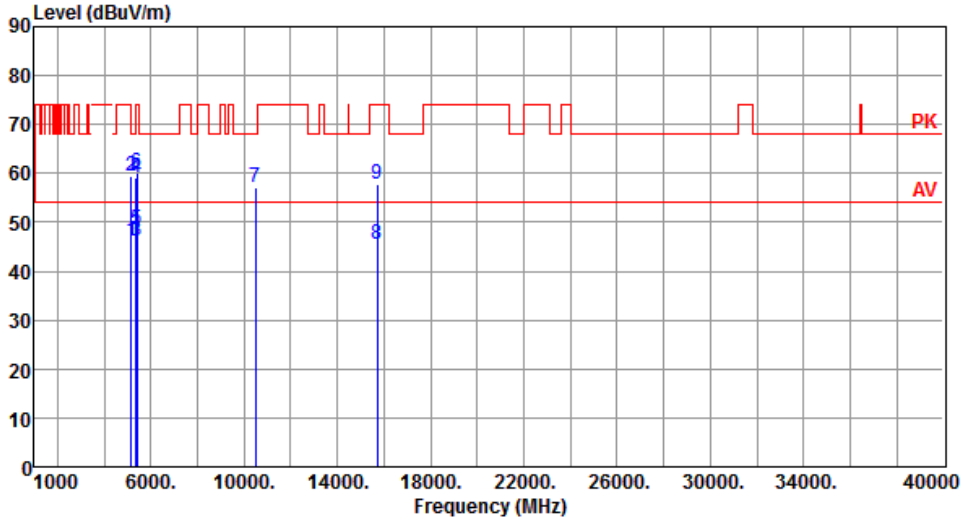

	Freq. MHz	Emission level dBuV/m	Limit dBuV/m	Margin dB	SA reading dBuV	Factor dB	Remark	ANT High cm	Turn Table deg
1	5150.00	46.28	54.00	-7.72	40.33	5.95	Average	100	105
2	5150.00	59.47	74.00	-14.53	53.52	5.95	Peak	100	105
3	5350.00	46.08	54.00	-7.92	40.68	5.40	Average	100	105
4	5350.00	59.09	74.00	-14.91	53.69	5.40	Peak	100	105
5	5400.00	48.38	54.00	-5.62	42.74	5.64	Average	100	115
6	5400.00	60.26	74.00	-13.74	54.62	5.64	Peak	100	115
7	10480.00	56.97	68.20	-11.23	41.66	15.31	Peak	100	90
8	15720.00	45.59	54.00	-8.41	30.36	15.23	Average	100	60
9	15720.00	57.81	74.00	-16.19	42.58	15.23	Peak	100	60

Note 1: Emission Level (dBuV/m) = SA Reading (dBuV/m) + Factor* (dB)
*Factor includes antenna factor , cable loss and amplifier gain
Note 2: Margin (dB) = Emission level (dBuV/m) – Limit (dBuV/m).

Modulation	11a	Test Freq. (MHz)	5260
Polarization	Horizontal		

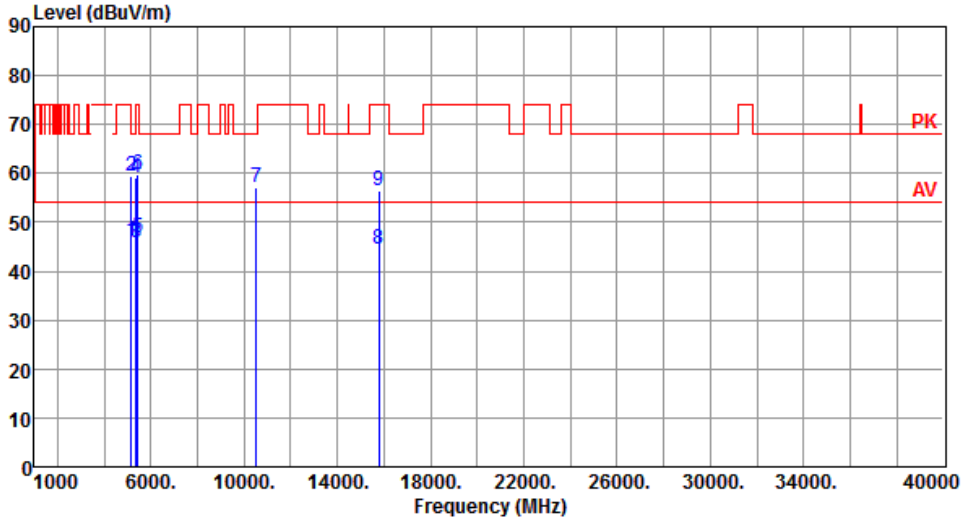

	Freq. MHz	Emission level dBuV/m	Limit dBuV/m	Margin dB	SA reading dBuV	Factor dB	Remark	ANT High cm	Turn Table deg
1	5150.00	46.10	54.00	-7.90	40.15	5.95	Average	100	45
2	5150.00	59.53	74.00	-14.47	53.58	5.95	Peak	100	45
3	5350.00	45.98	54.00	-8.02	40.58	5.40	Average	100	45
4	5350.00	59.09	74.00	-14.91	53.69	5.40	Peak	100	45
5	5420.00	46.99	54.00	-7.01	41.26	5.73	Average	100	111
6	5420.00	59.75	74.00	-14.25	54.02	5.73	Peak	100	111
7	10520.00	57.01	68.20	-11.19	41.68	15.33	Peak	100	80
8	15780.00	44.40	54.00	-9.60	29.45	14.95	Average	100	65
9	15780.00	56.48	74.00	-17.52	41.53	14.95	Peak	100	65

Note 1: Emission Level (dBuV/m) = SA Reading (dBuV/m) + Factor* (dB)
*Factor includes antenna factor , cable loss and amplifier gain
Note 2: Margin (dB) = Emission level (dBuV/m) – Limit (dBuV/m).

Modulation	11a	Test Freq. (MHz)	5260
Polarization	Vertical		

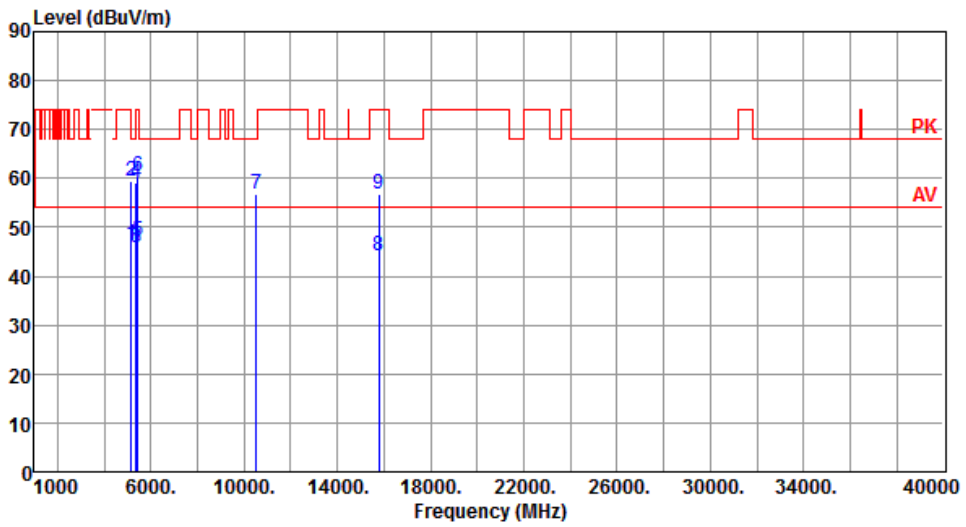

	Freq. MHz	Emission level dBuV/m	Limit dBuV/m	Margin dB	SA reading dBuV	Factor dB	Remark	ANT High cm	Turn Table deg
1	5150.00	46.33	54.00	-7.67	40.38	5.95	Average	100	103
2	5150.00	59.57	74.00	-14.43	53.62	5.95	Peak	100	103
3	5350.00	45.77	54.00	-8.23	40.37	5.40	Average	100	103
4	5350.00	59.09	74.00	-14.91	53.69	5.40	Peak	100	103
5	5420.00	47.30	54.00	-6.70	41.57	5.73	Average	100	119
6	5420.00	60.41	74.00	-13.59	54.68	5.73	Peak	100	119
7	10520.00	56.85	68.20	-11.35	41.52	15.33	Peak	100	50
8	15780.00	44.22	54.00	-9.78	29.27	14.95	Average	100	70
9	15780.00	56.63	74.00	-17.37	41.68	14.95	Peak	100	70

Note 1: Emission Level (dBuV/m) = SA Reading (dBuV/m) + Factor* (dB)
*Factor includes antenna factor , cable loss and amplifier gain
Note 2: Margin (dB) = Emission level (dBuV/m) – Limit (dBuV/m).

Modulation	11a	Test Freq. (MHz)	5300
Polarization	Horizontal		

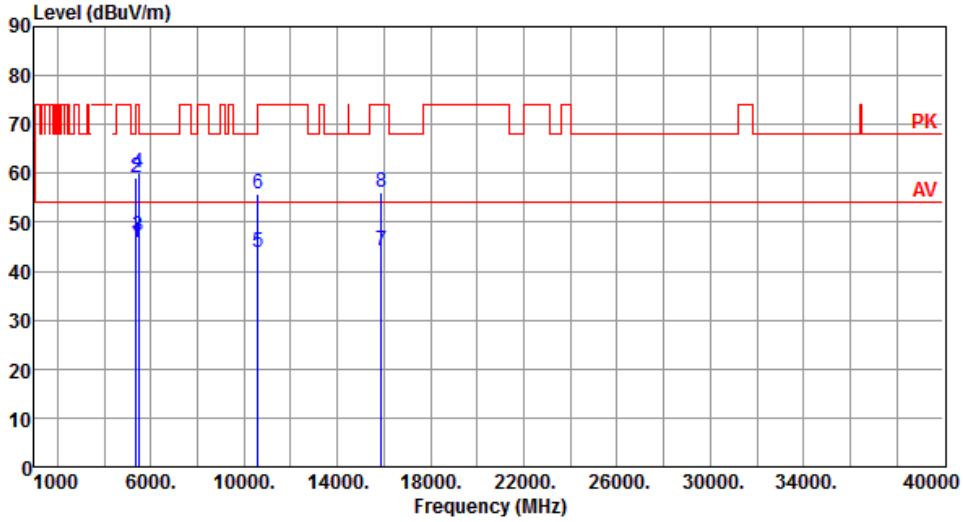

	Freq. MHz	Emission level dBuV/m	Limit dBuV/m	Margin dB	SA reading dBuV	Factor dB	Remark	ANT High cm	Turn Table deg
1	5350.00	45.78	54.00	-8.22	40.38	5.40	Average	100	42
2	5350.00	59.14	74.00	-14.86	53.74	5.40	Peak	100	42
3	5460.00	47.27	54.00	-6.73	41.35	5.92	Average	100	103
4	5460.00	60.03	74.00	-13.97	54.11	5.92	Peak	100	103
5	10600.00	43.67	54.00	-10.33	28.26	15.41	Average	100	25
6	10600.00	55.89	74.00	-18.11	40.48	15.41	Peak	100	25
7	15900.00	44.16	54.00	-9.84	29.27	14.89	Average	100	80
8	15900.00	56.15	74.00	-17.85	41.26	14.89	Peak	100	80

Note 1: Emission Level (dBuV/m) = SA Reading (dBuV/m) + Factor* (dB)
*Factor includes antenna factor , cable loss and amplifier gain
Note 2: Margin (dB) = Emission level (dBuV/m) – Limit (dBuV/m).

Modulation	11a	Test Freq. (MHz)	5300
Polarization	Vertical		

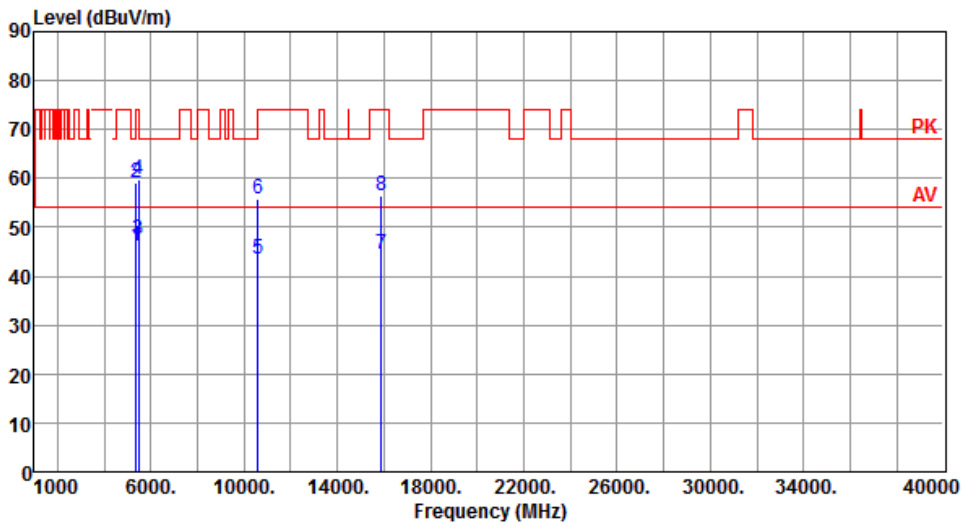

	Freq. MHz	Emission level dBuV/m	Limit dBuV/m	Margin dB	SA reading dBuV	Factor dB	Remark	ANT High cm	Turn Table deg
1	5350.00	46.06	54.00	-7.94	40.66	5.40	Average	100	101
2	5350.00	59.25	74.00	-14.75	53.85	5.40	Peak	100	101
3	5460.00	47.49	54.00	-6.51	41.57	5.92	Average	100	113
4	5460.00	59.93	74.00	-14.07	54.01	5.92	Peak	100	113
5	10600.00	43.62	54.00	-10.38	28.21	15.41	Average	100	20
6	10600.00	55.79	74.00	-18.21	40.38	15.41	Peak	100	20
7	15900.00	44.47	54.00	-9.53	29.58	14.89	Average	100	85
8	15900.00	56.46	74.00	-17.54	41.57	14.89	Peak	100	85

Note 1: Emission Level (dBuV/m) = SA Reading (dBuV/m) + Factor* (dB)
*Factor includes antenna factor , cable loss and amplifier gain
Note 2: Margin (dB) = Emission level (dBuV/m) – Limit (dBuV/m).

Modulation	11a	Test Freq. (MHz)	5320
Polarization	Horizontal		

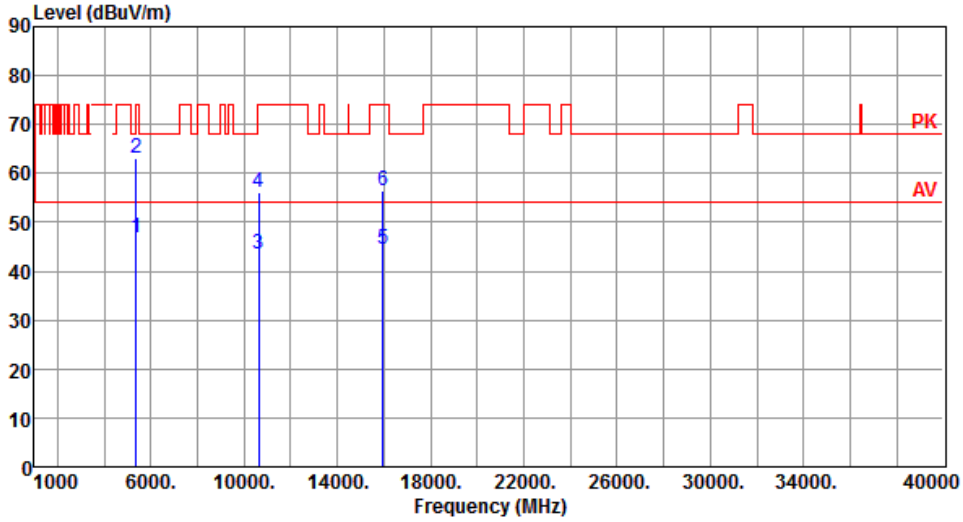

	Freq. MHz	Emission level dBuV/m	Limit dBuV/m	Margin dB	SA reading dBuV	Factor dB	Remark	ANT High cm	Turn Table deg
1	5350.00	46.75	54.00	-7.25	41.35	5.40	Average	100	52
2	5350.00	63.02	74.00	-10.98	57.62	5.40	Peak	100	52
3	10640.00	43.61	54.00	-10.39	28.25	15.36	Average	100	30
4	10640.00	55.99	74.00	-18.01	40.63	15.36	Peak	100	30
5	15960.00	44.49	54.00	-9.51	29.58	14.91	Average	100	70
6	15960.00	56.54	74.00	-17.46	41.63	14.91	Peak	100	70

Note 1: Emission Level (dBuV/m) = SA Reading (dBuV/m) + Factor* (dB)
*Factor includes antenna factor , cable loss and amplifier gain
Note 2: Margin (dB) = Emission level (dBuV/m) – Limit (dBuV/m).

Modulation	11a	Test Freq. (MHz)	5320
Polarization	Vertical		

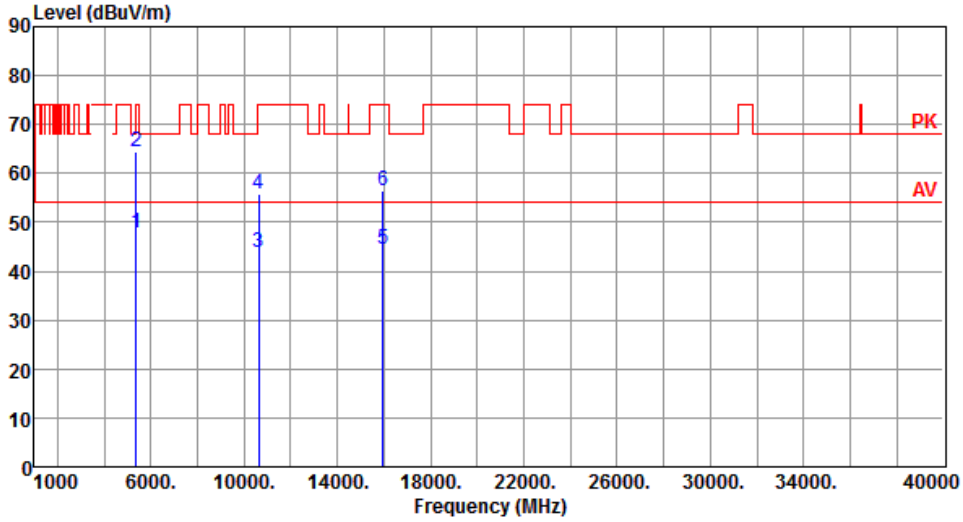

	Freq. MHz	Emission level dBuV/m	Limit dBuV/m	Margin dB	SA reading dBuV	Factor dB	Remark	ANT High cm	Turn Table deg
1	5350.00	47.93	54.00	-6.07	42.53	5.40	Average	100	110
2	5350.00	64.45	74.00	-9.55	59.05	5.40	Peak	100	110
3	10640.00	43.70	54.00	-10.30	28.34	15.36	Average	100	60
4	10640.00	55.91	74.00	-18.09	40.55	15.36	Peak	100	60
5	15960.00	44.36	54.00	-9.64	29.45	14.91	Average	100	60
6	15960.00	56.49	74.00	-17.51	41.58	14.91	Peak	100	60

Note 1: Emission Level (dBuV/m) = SA Reading (dBuV/m) + Factor* (dB)
*Factor includes antenna factor , cable loss and amplifier gain
Note 2: Margin (dB) = Emission level (dBuV/m) – Limit (dBuV/m).

Modulation	11a	Test Freq. (MHz)	5500
Polarization	Horizontal		

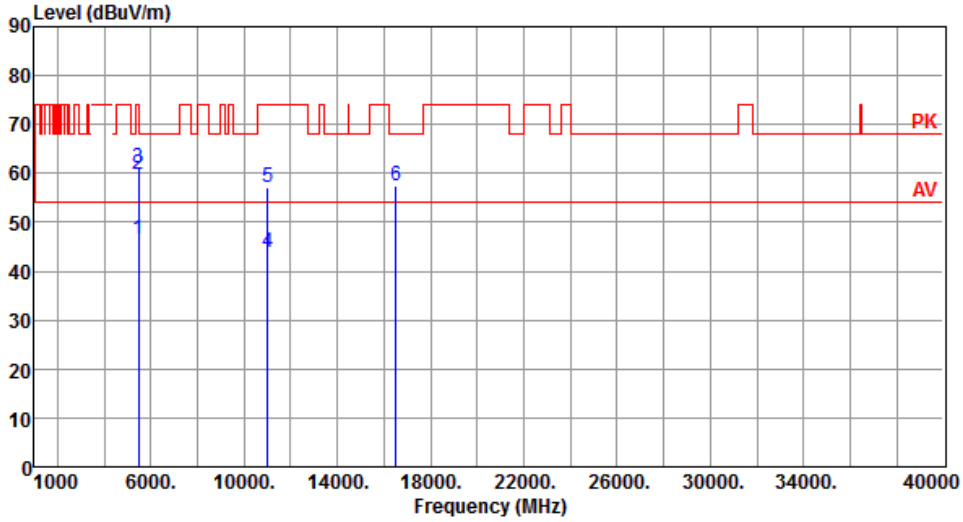

	Freq. MHz	Emission level dBuV/m	Limit dBuV/m	Margin dB	SA reading dBuV	Factor dB	Remark	ANT High cm	Turn Table deg
1	5460.00	46.44	54.00	-7.56	40.52	5.92	Average	100	54
2	5460.00	59.93	74.00	-14.07	54.01	5.92	Peak	100	54
3	5470.00	61.27	68.20	-6.93	55.31	5.96	Peak	100	54
4	11000.00	43.89	54.00	-10.11	28.31	15.58	Average	100	60
5	11000.00	57.11	74.00	-16.89	41.53	15.58	Peak	100	60
6	16500.00	57.48	68.20	-10.72	41.65	15.83	Peak	100	60

Note 1: Emission Level (dBuV/m) = SA Reading (dBuV/m) + Factor* (dB)
*Factor includes antenna factor , cable loss and amplifier gain
Note 2: Margin (dB) = Emission level (dBuV/m) – Limit (dBuV/m).

Modulation	11a	Test Freq. (MHz)	5500
Polarization	Vertical		

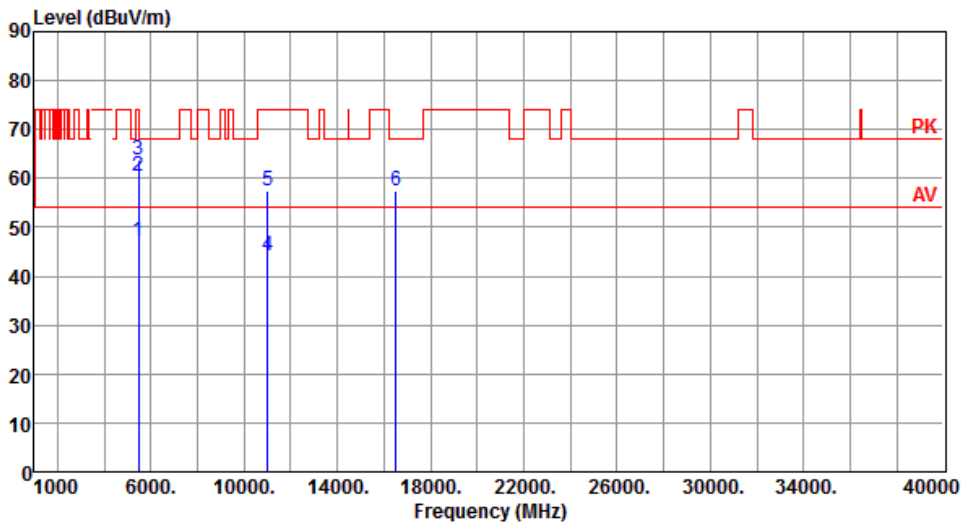

	Freq. MHz	Emission level dBuV/m	Limit dBuV/m	Margin dB	SA reading dBuV	Factor dB	Remark	ANT High cm	Turn Table deg
1	5460.00	47.17	54.00	-6.83	41.25	5.92	Average	100	106
2	5460.00	60.50	74.00	-13.50	54.58	5.92	Peak	100	106
3	5470.00	63.64	68.20	-4.56	57.68	5.96	Peak	100	106
4	11000.00	44.23	54.00	-9.77	28.65	15.58	Average	100	70
5	11000.00	57.33	74.00	-16.67	41.75	15.58	Peak	100	70
6	16500.00	57.46	68.20	-10.74	41.63	15.83	Peak	100	30

Note 1: Emission Level (dBuV/m) = SA Reading (dBuV/m) + Factor* (dB)
*Factor includes antenna factor , cable loss and amplifier gain
Note 2: Margin (dB) = Emission level (dBuV/m) – Limit (dBuV/m).

Modulation	11a	Test Freq. (MHz)	5580
Polarization	Horizontal		

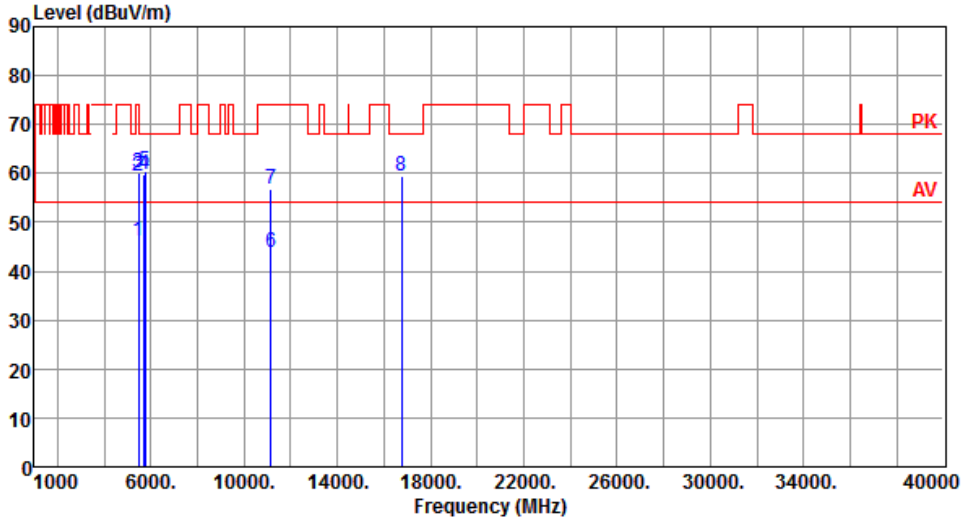

	Freq. MHz	Emission level dBuV/m	Limit dBuV/m	Margin dB	SA reading dBuV	Factor dB	Remark	ANT High cm	Turn Table deg
1	5460.00	46.30	54.00	-7.70	40.38	5.92	Average	100	52
2	5460.00	59.56	74.00	-14.44	53.64	5.92	Peak	100	52
3	5470.00	60.17	68.20	-8.03	54.21	5.96	Peak	100	52
4	5725.00	59.77	68.20	-8.43	53.48	6.29	Peak	100	52
5	5740.00	60.34	68.20	-7.86	54.02	6.32	Peak	100	119
6	11160.00	43.72	54.00	-10.28	28.46	15.26	Average	100	20
7	11160.00	56.82	74.00	-17.18	41.56	15.26	Peak	100	20
8	16740.00	59.41	68.20	-8.79	42.56	16.85	Peak	100	90

Note 1: Emission Level (dBuV/m) = SA Reading (dBuV/m) + Factor* (dB)
*Factor includes antenna factor , cable loss and amplifier gain
Note 2: Margin (dB) = Emission level (dBuV/m) – Limit (dBuV/m).

Modulation	11a	Test Freq. (MHz)	5580
Polarization	Vertical		

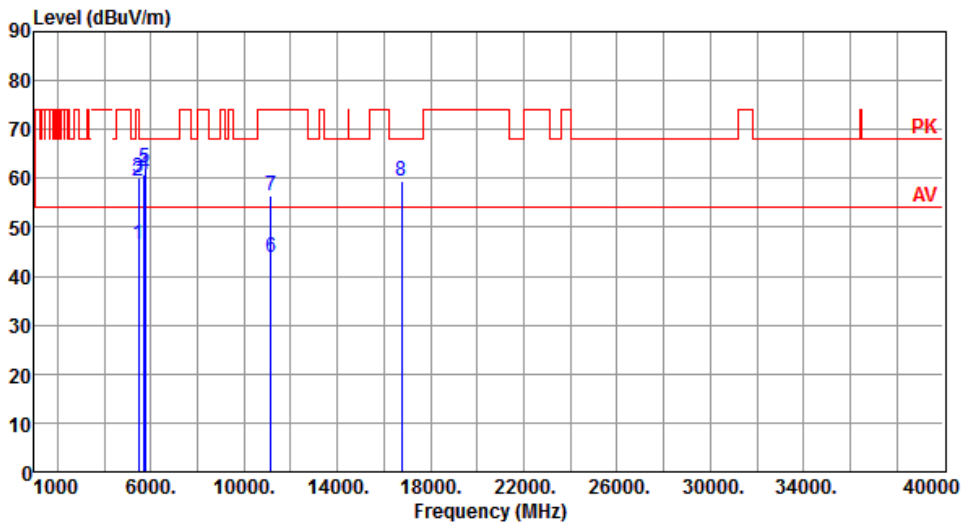

	Freq. MHz	Emission level dBuV/m	Limit dBuV/m	Margin dB	SA reading dBuV	Factor dB	Remark	ANT High cm	Turn Table deg
1	5460.00	46.33	54.00	-7.67	40.41	5.92	Average	100	105
2	5460.00	59.53	74.00	-14.47	53.61	5.92	Peak	100	105
3	5470.00	60.23	68.20	-7.97	54.27	5.96	Peak	100	105
4	5725.00	60.70	68.20	-7.50	54.41	6.29	Peak	100	105
5	5740.00	61.94	68.20	-6.26	55.62	6.32	Peak	100	110
6	11160.00	43.80	54.00	-10.20	28.54	15.26	Average	100	15
7	11160.00	56.59	74.00	-17.41	41.33	15.26	Peak	100	15
8	16740.00	59.35	68.20	-8.85	42.50	16.85	Peak	100	60

Note 1: Emission Level (dBuV/m) = SA Reading (dBuV/m) + Factor* (dB)
*Factor includes antenna factor , cable loss and amplifier gain
Note 2: Margin (dB) = Emission level (dBuV/m) – Limit (dBuV/m).

Modulation	11a	Test Freq. (MHz)	5700
Polarization	Horizontal		

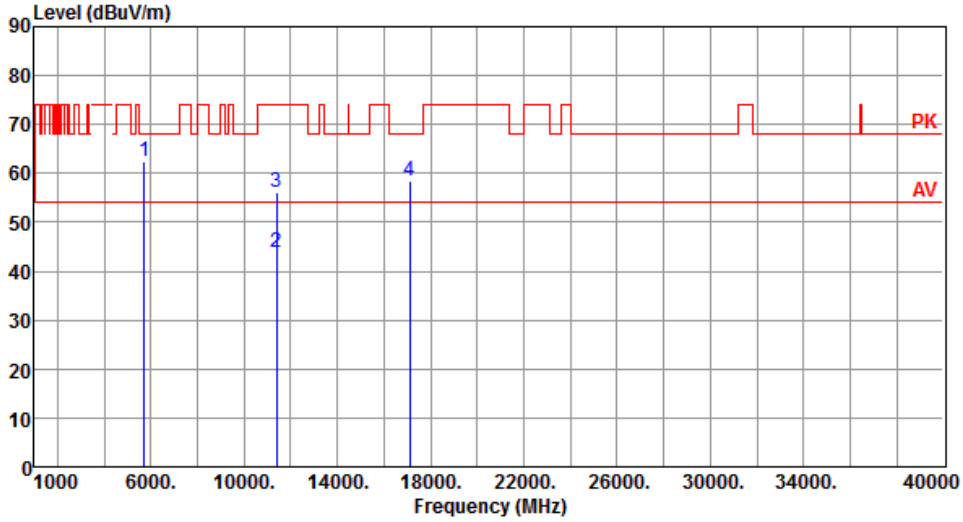

	Freq. MHz	Emission level dBuV/m	Limit dBuV/m	Margin dB	SA reading dBuV	Factor dB	Remark	ANT High cm	Turn Table deg
1	5725.00	62.43	68.20	-5.77	56.14	6.29	Peak	100	57
2	11400.00	43.80	54.00	-10.20	28.47	15.33	Average	100	100
3	11400.00	56.02	74.00	-17.98	40.69	15.33	Peak	100	100
4	17100.00	58.44	68.20	-9.76	41.55	16.89	Peak	100	50

Note 1: Emission Level (dBuV/m) = SA Reading (dBuV/m) + Factor* (dB)
*Factor includes antenna factor , cable loss and amplifier gain
Note 2: Margin (dB) = Emission level (dBuV/m) – Limit (dBuV/m).

Modulation	11a	Test Freq. (MHz)	5700
Polarization	Vertical		

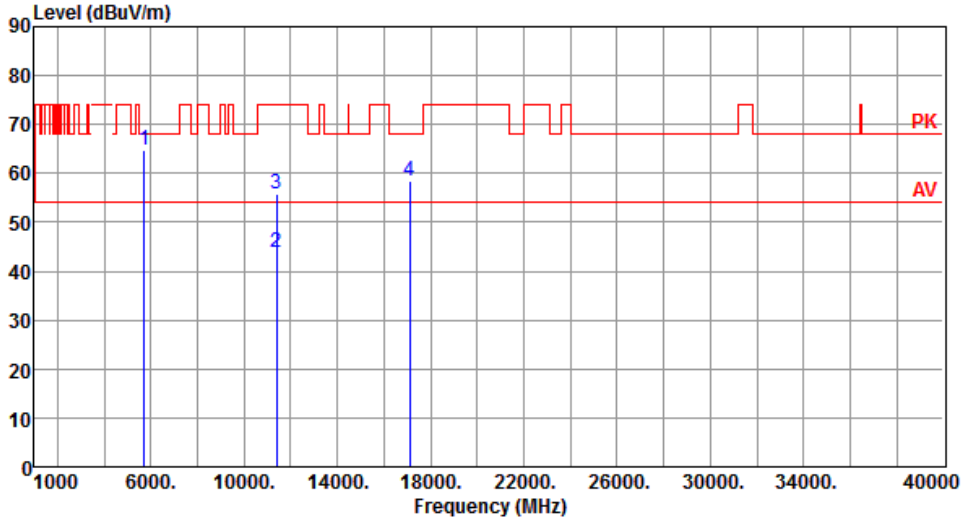

	Freq. MHz	Emission level dBuV/m	Limit dBuV/m	Margin dB	SA reading dBuV	Factor dB	Remark	ANT High cm	Turn Table deg
1	5725.00	64.91	68.20	-3.29	58.62	6.29	Peak	100	109
2	11400.00	43.90	54.00	-10.10	28.57	15.33	Average	100	80
3	11400.00	55.93	74.00	-18.07	40.60	15.33	Peak	100	80
4	17100.00	58.57	68.20	-9.63	41.68	16.89	Peak	100	30

Note 1: Emission Level (dBuV/m) = SA Reading (dBuV/m) + Factor* (dB)
*Factor includes antenna factor , cable loss and amplifier gain
Note 2: Margin (dB) = Emission level (dBuV/m) – Limit (dBuV/m).

Modulation	11a	Test Freq. (MHz)	5720
Polarization	Horizontal		

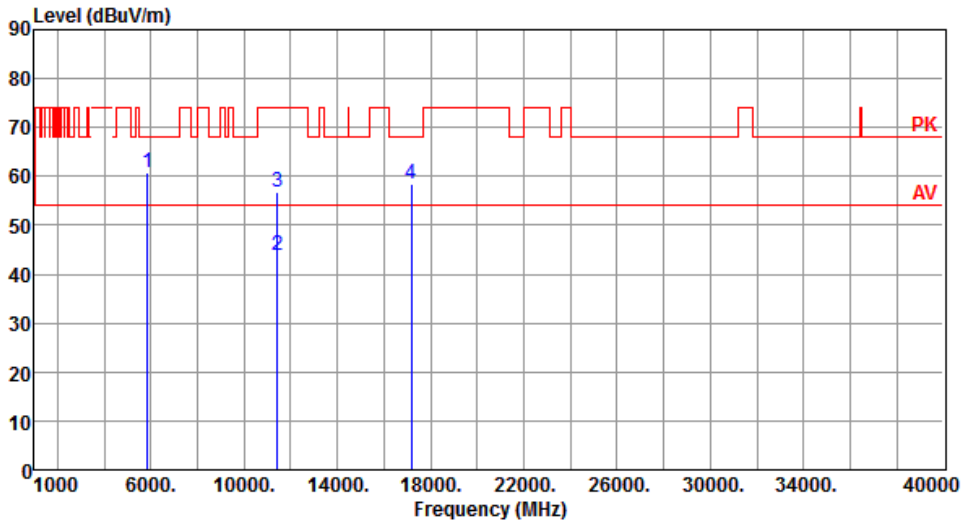

	Freq. MHz	Emission level dBuV/m	Limit dBuV/m	Margin dB	SA reading dBuV	Factor dB	Remark	ANT High cm	Turn Table deg
1	5850.00	60.80	68.20	-7.40	54.13	6.67	Peak	100	51
2	11440.00	43.73	54.00	-10.27	28.34	15.39	Average	100	60
3	11440.00	56.77	74.00	-17.23	41.38	15.39	Peak	100	60
4	17160.00	58.47	68.20	-9.73	41.62	16.85	Peak	100	30

Note 1: Emission Level (dBuV/m) = SA Reading (dBuV/m) + Factor* (dB)
*Factor includes antenna factor , cable loss and amplifier gain
Note 2: Margin (dB) = Emission level (dBuV/m) – Limit (dBuV/m).

Modulation	11a	Test Freq. (MHz)	5720
Polarization	Vertical		

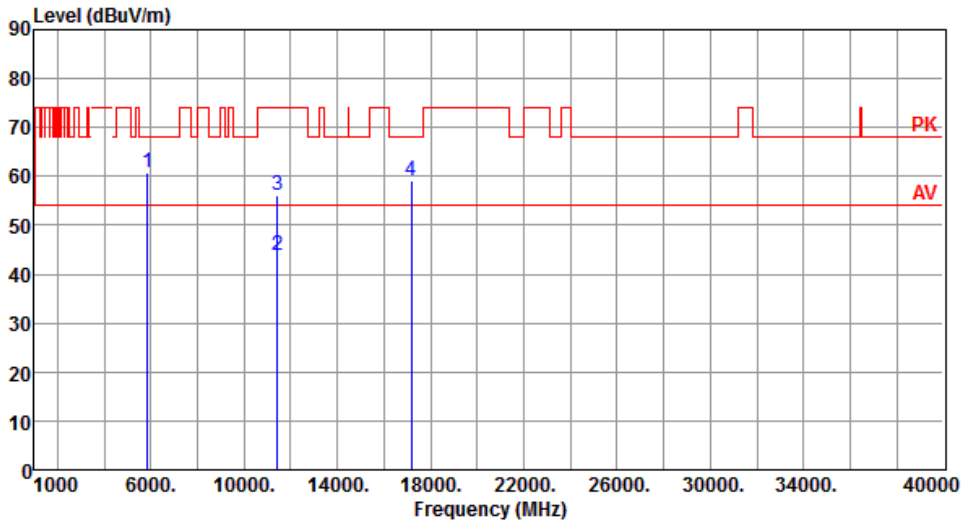

	Freq. MHz	Emission level dBuV/m	Limit dBuV/m	Margin dB	SA reading dBuV	Factor dB	Remark	ANT High cm	Turn Table deg
1	5850.00	60.92	68.20	-7.28	54.25	6.67	Peak	100	107
2	11440.00	43.83	54.00	-10.17	28.44	15.39	Average	100	80
3	11440.00	56.01	74.00	-17.99	40.62	15.39	Peak	100	80
4	17160.00	59.21	68.20	-8.99	42.36	16.85	Peak	100	70

Note 1: Emission Level (dBuV/m) = SA Reading (dBuV/m) + Factor* (dB)
*Factor includes antenna factor , cable loss and amplifier gain
Note 2: Margin (dB) = Emission level (dBuV/m) – Limit (dBuV/m).

Modulation	11a	Test Freq. (MHz)	5745
Polarization	Horizontal		

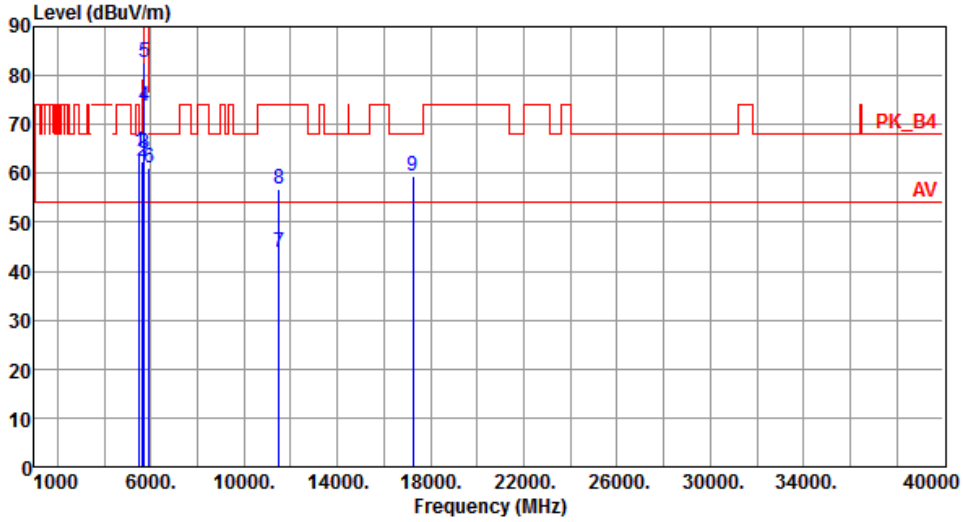

	Freq. MHz	Emission level dBuV/m	Limit dBuV/m	Margin dB	SA reading dBuV	Factor dB	Remark	ANT High cm	Turn Table deg
1	5505.00	64.29	68.20	-3.91	58.20	6.09	Peak	124	82
2	5650.00	62.35	68.20	-5.85	56.44	5.91	Peak	124	82
3	5700.00	64.04	105.20	-41.16	57.81	6.23	Peak	124	82
4	5720.00	73.69	110.80	-37.11	67.41	6.28	Peak	124	82
5	5725.00	82.57	122.20	-39.63	76.28	6.29	Peak	124	82
6	5925.00	61.18	68.20	-7.02	54.36	6.82	Peak	124	82
7	11490.00	43.98	54.00	-10.02	28.53	15.45	Average	100	50
8	11490.00	56.72	74.00	-17.28	41.27	15.45	Peak	100	50
9	17235.00	59.54	68.20	-8.66	42.56	16.98	Peak	100	20

Note 1: Emission Level (dBuV/m) = SA Reading (dBuV/m) + Factor* (dB)
*Factor includes antenna factor , cable loss and amplifier gain
Note 2: Margin (dB) = Emission level (dBuV/m) – Limit (dBuV/m).

Modulation	11a	Test Freq. (MHz)	5745
Polarization	Vertical		

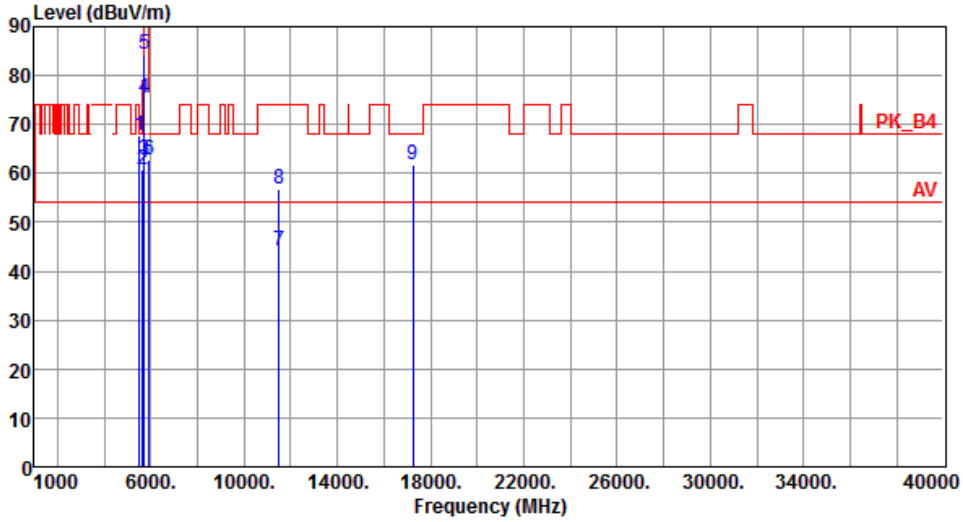

	Freq. MHz	Emission level dBuV/m	Limit dBuV/m	Margin dB	SA reading dBuV	Factor dB	Remark	ANT High cm	Turn Table deg
1	5505.00	67.71	68.20	-0.49	61.62	6.09	Peak	100	119
2	5650.00	60.83	68.20	-7.37	54.92	5.91	Peak	100	117
3	5700.00	62.75	105.20	-42.45	56.52	6.23	Peak	100	117
4	5720.00	75.27	110.80	-35.53	68.99	6.28	Peak	100	117
5	5725.00	84.33	122.20	-37.87	78.04	6.29	Peak	100	117
6	5925.00	62.75	68.20	-5.45	55.93	6.82	Peak	100	117
7	11490.00	44.01	54.00	-9.99	28.56	15.45	Average	100	70
8	11490.00	56.74	74.00	-17.26	41.29	15.45	Peak	100	70
9	17235.00	61.68	68.20	-6.52	44.70	16.98	Peak	100	208

Note 1: Emission Level (dBuV/m) = SA Reading (dBuV/m) + Factor* (dB)
*Factor includes antenna factor , cable loss and amplifier gain
Note 2: Margin (dB) = Emission level (dBuV/m) – Limit (dBuV/m).

Modulation	11a	Test Freq. (MHz)	5785
Polarization	Horizontal		

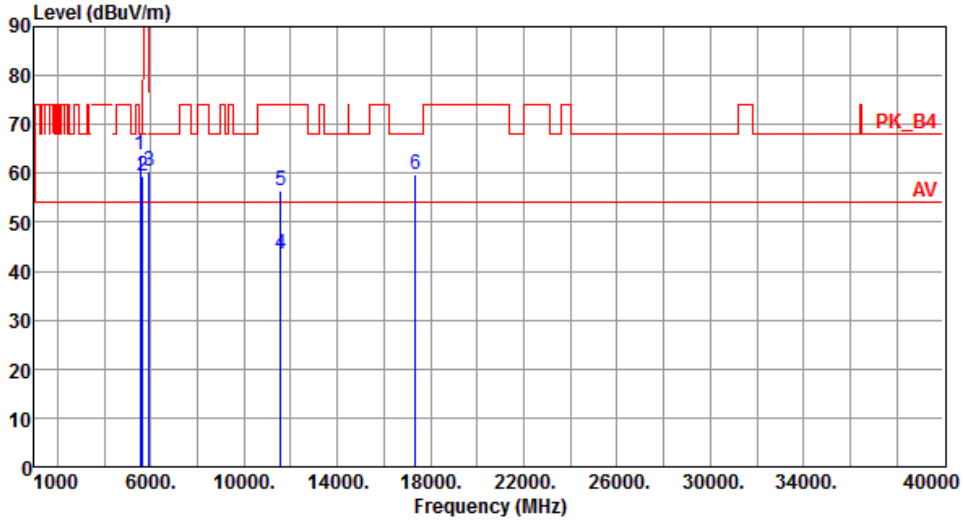

	Freq. MHz	Emission level dBuV/m	Limit dBuV/m	Margin dB	SA reading dBuV	Factor dB	Remark	ANT High cm	Turn Table deg
1	5545.00	63.86	68.20	-4.34	57.85	6.01	Peak	125	85
2	5650.00	59.36	68.20	-8.84	53.45	5.91	Peak	125	85
3	5925.00	60.33	68.20	-7.87	53.51	6.82	Peak	125	85
4	11570.00	43.62	54.00	-10.38	28.32	15.30	Average	100	30
5	11570.00	56.56	74.00	-17.44	41.26	15.30	Peak	100	30
6	17355.00	59.76	68.20	-8.44	42.15	17.61	Peak	100	60

Note 1: Emission Level (dBuV/m) = SA Reading (dBuV/m) + Factor* (dB)
*Factor includes antenna factor , cable loss and amplifier gain
Note 2: Margin (dB) = Emission level (dBuV/m) – Limit (dBuV/m).

Modulation	11a	Test Freq. (MHz)	5785
Polarization	Vertical		

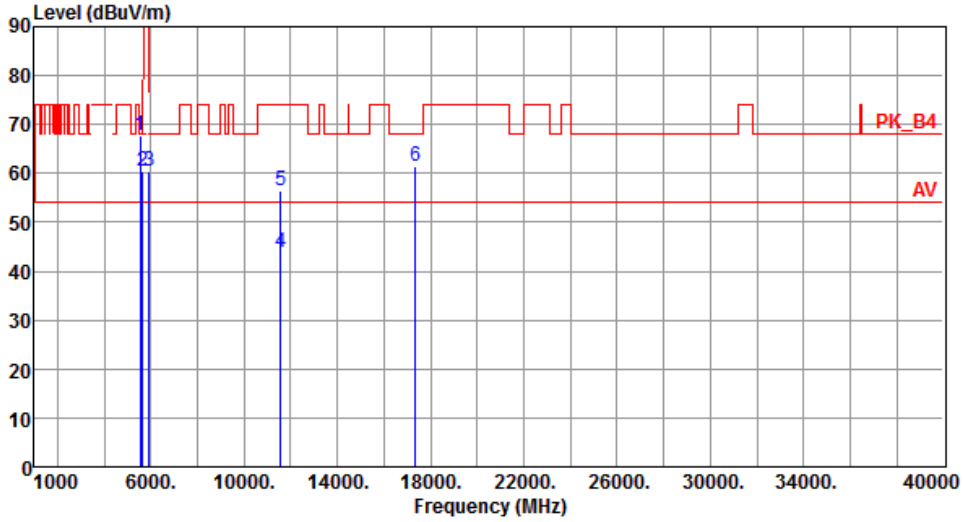

	Freq. MHz	Emission level dBuV/m	Limit dBuV/m	Margin dB	SA reading dBuV	Factor dB	Remark	ANT High cm	Turn Table deg
1	5545.00	67.72	68.20	-0.48	61.71	6.01	Peak	102	115
2	5650.00	60.60	68.20	-7.60	54.69	5.91	Peak	102	112
3	5925.00	60.28	68.20	-7.92	53.46	6.82	Peak	102	112
4	11570.00	43.75	54.00	-10.25	28.45	15.30	Average	100	30
5	11570.00	56.61	74.00	-17.39	41.31	15.30	Peak	100	30
6	17355.00	61.28	68.20	-6.92	43.67	17.61	Peak	100	209

Note 1: Emission Level (dBuV/m) = SA Reading (dBuV/m) + Factor* (dB)
*Factor includes antenna factor , cable loss and amplifier gain
Note 2: Margin (dB) = Emission level (dBuV/m) – Limit (dBuV/m).

Modulation	11a	Test Freq. (MHz)	5825
Polarization	Horizontal		

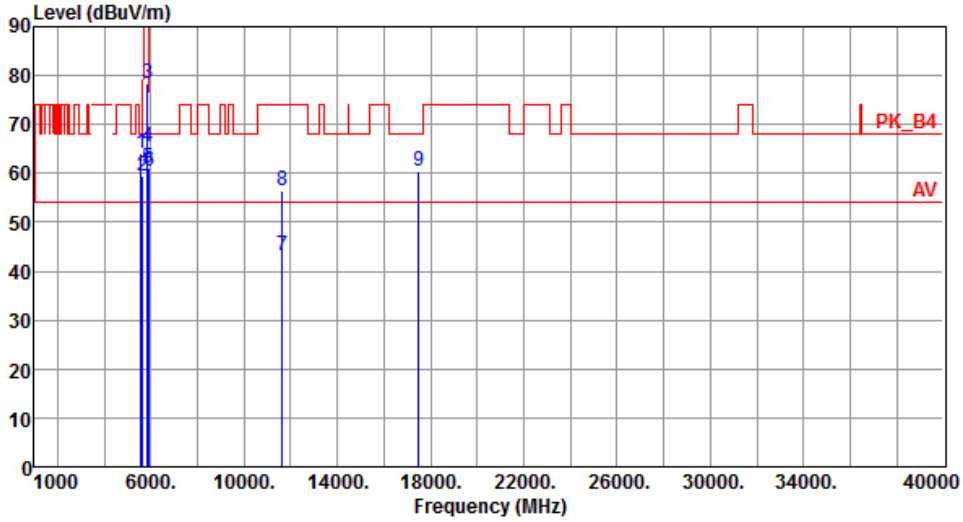

	Freq. MHz	Emission level dBuV/m	Limit dBuV/m	Margin dB	SA reading dBuV	Factor dB	Remark	ANT High cm	Turn Table deg
1	5585.00	64.25	68.20	-3.95	58.26	5.99	Peak	126	83
2	5650.00	59.56	68.20	-8.64	53.65	5.91	Peak	126	83
3	5850.00	78.50	122.20	-43.70	71.83	6.67	Peak	126	83
4	5855.00	65.31	110.80	-45.49	58.63	6.68	Peak	126	83
5	5875.00	60.98	105.20	-44.22	54.26	6.72	Peak	126	83
6	5925.00	60.50	68.20	-7.70	53.68	6.82	Peak	126	83
7	11650.00	43.32	54.00	-10.68	28.26	15.06	Average	100	30
8	11650.00	56.42	74.00	-17.58	41.36	15.06	Peak	100	30
9	17475.00	60.43	68.20	-7.77	42.20	18.23	Peak	100	25

Note 1: Emission Level (dBuV/m) = SA Reading (dBuV/m) + Factor* (dB)
*Factor includes antenna factor , cable loss and amplifier gain
Note 2: Margin (dB) = Emission level (dBuV/m) – Limit (dBuV/m).

Modulation	11a	Test Freq. (MHz)	5825
Polarization	Vertical		

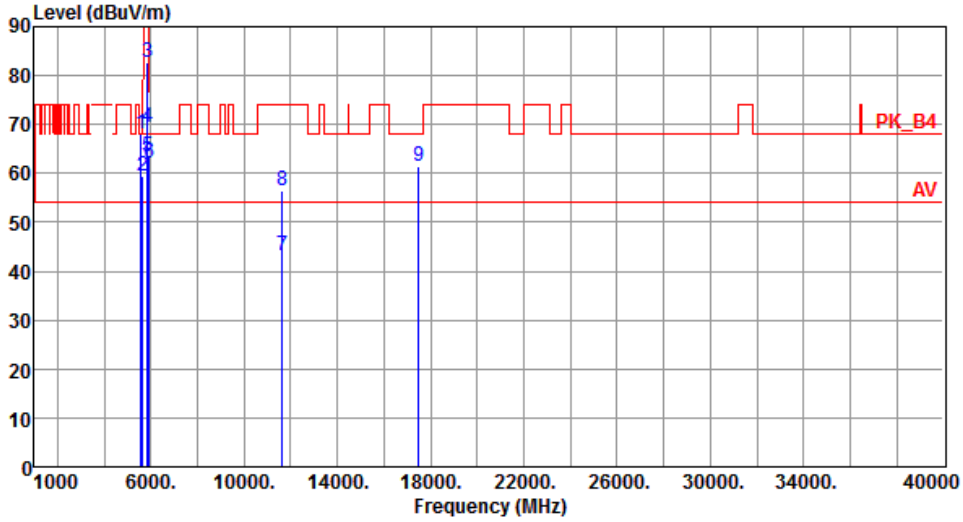

	Freq. MHz	Emission level dBuV/m	Limit dBuV/m	Margin dB	SA reading dBuV	Factor dB	Remark	ANT High cm	Turn Table deg
1	5585.00	67.97	68.20	-0.23	61.98	5.99	Peak	102	120
2	5650.00	59.49	68.20	-8.71	53.58	5.91	Peak	102	109
3	5850.00	82.64	122.20	-39.56	75.97	6.67	Peak	102	109
4	5855.00	69.45	110.80	-41.35	62.77	6.68	Peak	102	109
5	5875.00	63.50	105.20	-41.70	56.78	6.72	Peak	102	109
6	5925.00	62.24	68.20	-5.96	55.42	6.82	Peak	102	109
7	11650.00	43.31	54.00	-10.69	28.25	15.06	Average	100	60
8	11650.00	56.51	74.00	-17.49	41.45	15.06	Peak	100	60
9	17475.00	61.38	68.20	-6.82	43.15	18.23	Peak	100	202

Note 1: Emission Level (dBuV/m) = SA Reading (dBuV/m) + Factor* (dB)
*Factor includes antenna factor , cable loss and amplifier gain
Note 2: Margin (dB) = Emission level (dBuV/m) – Limit (dBuV/m).

3.5.6 Transmitter Radiated Unwanted Emissions (Above 1GHz) for VHT20

Modulation	VHT20	**Test Freq. (MHz)**	5180
Polarization	Horizontal		

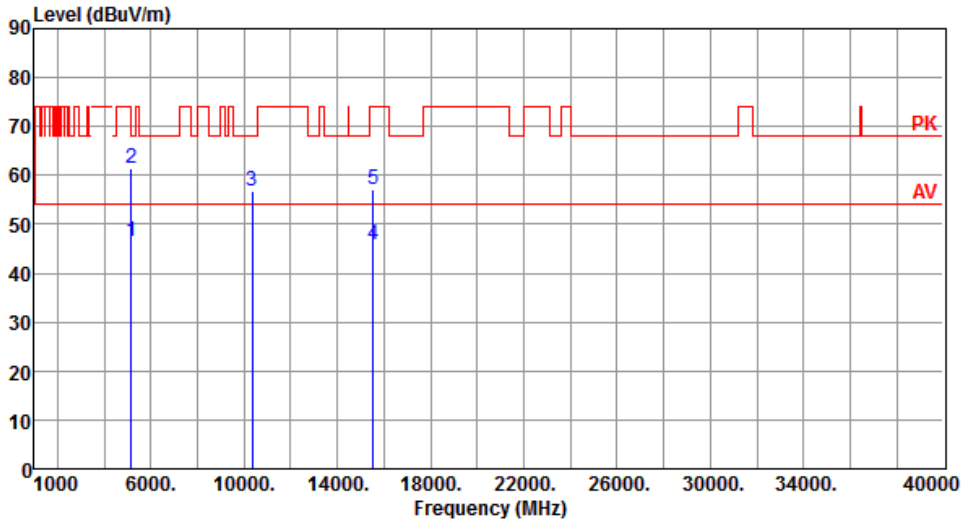

	Freq. MHz	Emission level dBuV/m	Limit dBuV/m	Margin dB	SA reading dBuV	Factor dB	Remark	ANT High cm	Turn Table deg
1	5150.00	46.53	54.00	-7.47	40.58	5.95	Average	100	48
2	5150.00	61.41	74.00	-12.59	55.46	5.95	Peak	100	48
3	10360.00	56.79	68.20	-11.41	41.69	15.10	Peak	100	110
4	15540.00	45.96	54.00	-8.04	30.31	15.65	Average	100	60
5	15540.00	57.04	74.00	-16.96	41.39	15.65	Peak	100	60

Note 1: Emission Level (dBuV/m) = SA Reading (dBuV/m) + Factor* (dB)
*Factor includes antenna factor , cable loss and amplifier gain
Note 2: Margin (dB) = Emission level (dBuV/m) – Limit (dBuV/m).

Modulation	VHT20	Test Freq. (MHz)	5180
Polarization	Vertical		

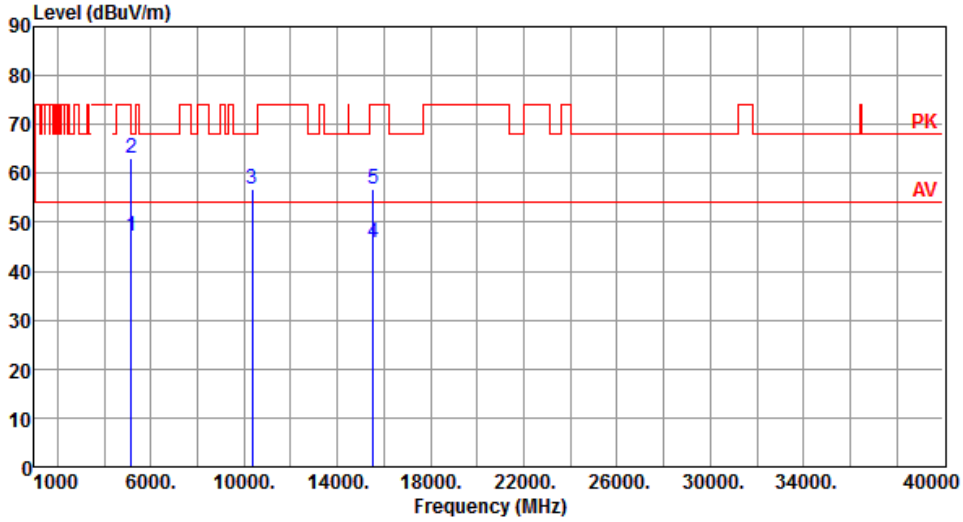

	Freq. MHz	Emission level dBuV/m	Limit dBuV/m	Margin dB	SA reading dBuV	Factor dB	Remark	ANT High cm	Turn Table deg
1	5150.00	47.11	54.00	-6.89	41.16	5.95	Average	100	100
2	5150.00	63.23	74.00	-10.77	57.28	5.95	Peak	100	100
3	10360.00	56.69	68.20	-11.51	41.59	15.10	Peak	100	30
4	15540.00	45.90	54.00	-8.10	30.25	15.65	Average	100	25
5	15540.00	56.93	74.00	-17.07	41.28	15.65	Peak	100	25

Note 1: Emission Level (dBuV/m) = SA Reading (dBuV/m) + Factor* (dB)
*Factor includes antenna factor , cable loss and amplifier gain
Note 2: Margin (dB) = Emission level (dBuV/m) – Limit (dBuV/m).

Modulation	VHT20	Test Freq. (MHz)	5200
Polarization	Horizontal		

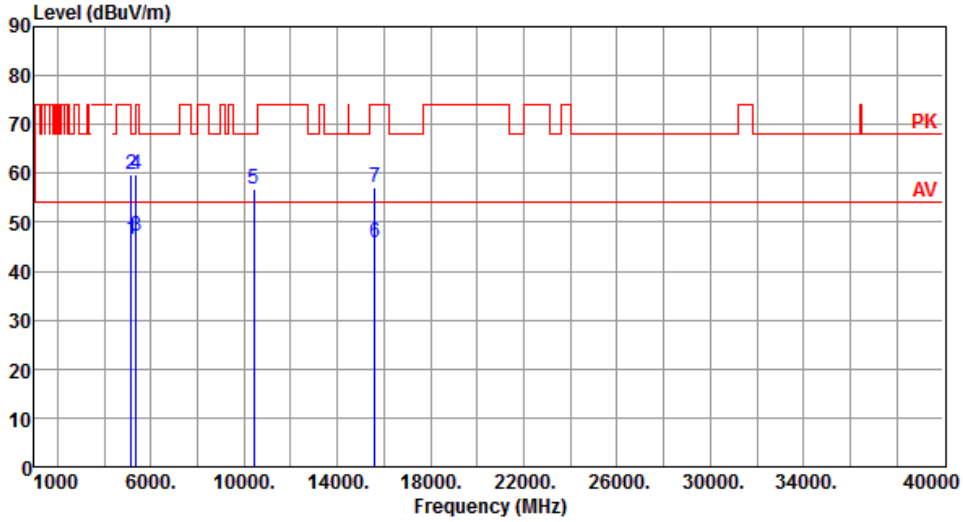

	Freq. MHz	Emission level dBuV/m	Limit dBuV/m	Margin dB	SA reading dBuV	Factor dB	Remark	ANT High cm	Turn Table deg
1	5150.00	46.54	54.00	-7.46	40.59	5.95	Average	100	44
2	5150.00	59.81	74.00	-14.19	53.86	5.95	Peak	100	44
3	5360.00	47.03	54.00	-6.97	41.58	5.45	Average	100	108
4	5360.00	59.66	74.00	-14.34	54.21	5.45	Peak	100	108
5	10400.00	56.90	68.20	-11.30	41.57	15.33	Peak	100	60
6	15600.00	45.74	54.00	-8.26	30.25	15.49	Average	100	90
7	15600.00	57.17	74.00	-16.83	41.68	15.49	Peak	100	90

Note 1: Emission Level (dBuV/m) = SA Reading (dBuV/m) + Factor* (dB)
*Factor includes antenna factor , cable loss and amplifier gain
Note 2: Margin (dB) = Emission level (dBuV/m) – Limit (dBuV/m).

Modulation	VHT20	Test Freq. (MHz)	5200
Polarization	Vertical		

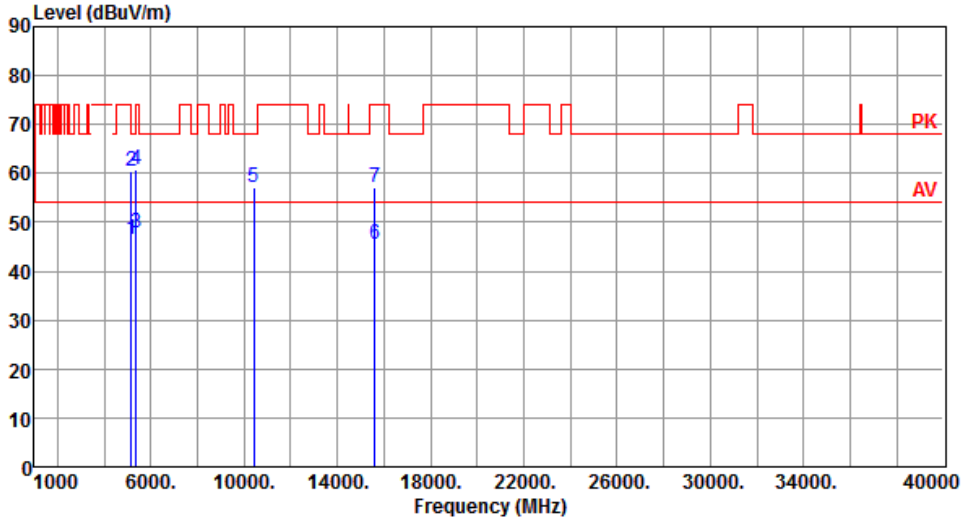

	Freq. MHz	Emission level dBuV/m	Limit dBuV/m	Margin dB	SA reading dBuV	Factor dB	Remark	ANT High cm	Turn Table deg
1	5150.00	46.57	54.00	-7.43	40.62	5.95	Average	100	102
2	5150.00	60.31	74.00	-13.69	54.36	5.95	Peak	100	102
3	5360.00	47.66	54.00	-6.34	42.21	5.45	Average	100	116
4	5360.00	60.81	74.00	-13.19	55.36	5.45	Peak	100	116
5	10400.00	57.02	68.20	-11.18	41.69	15.33	Peak	100	50
6	15600.00	45.63	54.00	-8.37	30.14	15.49	Average	100	70
7	15600.00	57.06	74.00	-16.94	41.57	15.49	Peak	100	70

Note 1: Emission Level (dBuV/m) = SA Reading (dBuV/m) + Factor* (dB)
*Factor includes antenna factor , cable loss and amplifier gain
Note 2: Margin (dB) = Emission level (dBuV/m) – Limit (dBuV/m).

Modulation	VHT20	Test Freq. (MHz)	5240
Polarization	Horizontal		

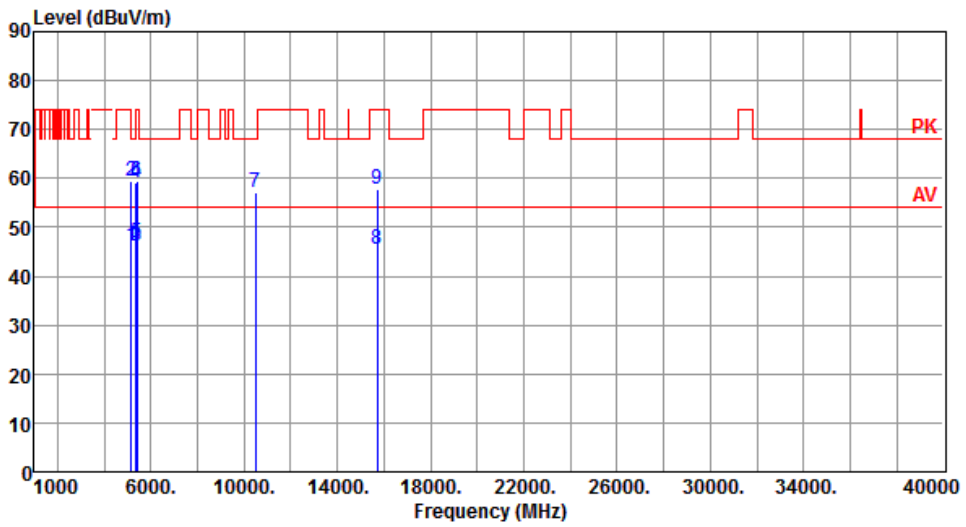

	Freq. MHz	Emission level dBuV/m	Limit dBuV/m	Margin dB	SA reading dBuV	Factor dB	Remark	ANT High cm	Turn Table deg
1	5150.00	46.26	54.00	-7.74	40.31	5.95	Average	100	46
2	5150.00	59.31	74.00	-14.69	53.36	5.95	Peak	100	46
3	5350.00	46.02	54.00	-7.98	40.62	5.40	Average	100	46
4	5350.00	59.08	74.00	-14.92	53.68	5.40	Peak	100	46
5	5400.00	46.85	54.00	-7.15	41.21	5.64	Average	100	100
6	5400.00	59.39	74.00	-14.61	53.75	5.64	Peak	100	100
7	10480.00	57.17	68.20	-11.03	41.86	15.31	Peak	100	80
8	15720.00	45.37	54.00	-8.63	30.14	15.23	Average	100	70
9	15720.00	57.66	74.00	-16.34	42.43	15.23	Peak	100	70

Note 1: Emission Level (dBuV/m) = SA Reading (dBuV/m) + Factor* (dB)
*Factor includes antenna factor , cable loss and amplifier gain
Note 2: Margin (dB) = Emission level (dBuV/m) – Limit (dBuV/m).

Modulation	VHT20	Test Freq. (MHz)	5240
Polarization	Vertical		

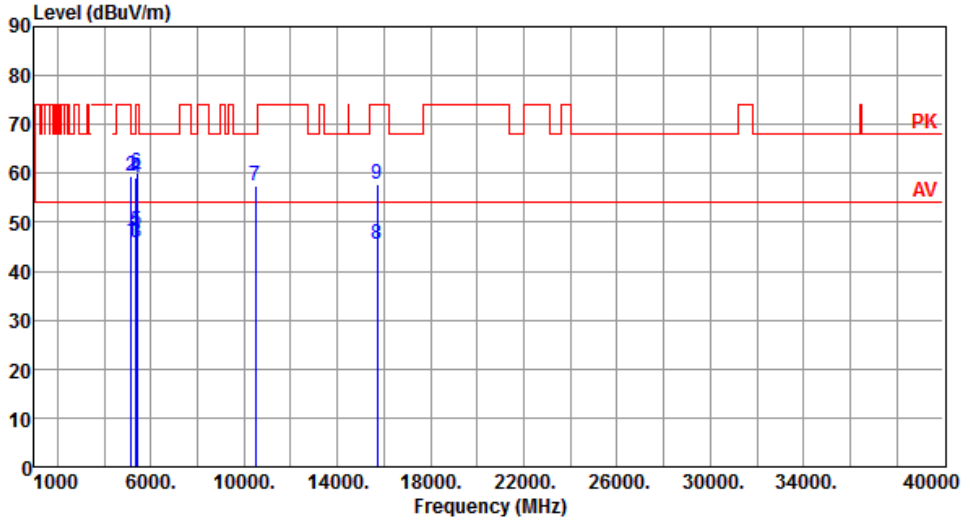

	Freq. MHz	Emission level dBuV/m	Limit dBuV/m	Margin dB	SA reading dBuV	Factor dB	Remark	ANT High cm	Turn Table deg
1	5150.00	46.21	54.00	-7.79	40.26	5.95	Average	100	105
2	5150.00	59.37	74.00	-14.63	53.42	5.95	Peak	100	105
3	5350.00	45.97	54.00	-8.03	40.57	5.40	Average	100	105
4	5350.00	58.98	74.00	-15.02	53.58	5.40	Peak	100	105
5	5400.00	48.20	54.00	-5.80	42.56	5.64	Average	100	117
6	5400.00	60.22	74.00	-13.78	54.58	5.64	Peak	100	117
7	10480.00	57.46	68.20	-10.74	42.15	15.31	Peak	100	90
8	15720.00	45.49	54.00	-8.51	30.26	15.23	Average	100	80
9	15720.00	57.70	74.00	-16.30	42.47	15.23	Peak	100	80

Note 1: Emission Level (dBuV/m) = SA Reading (dBuV/m) + Factor* (dB)
*Factor includes antenna factor , cable loss and amplifier gain
Note 2: Margin (dB) = Emission level (dBuV/m) – Limit (dBuV/m).

Modulation	VHT20	Test Freq. (MHz)	5260
Polarization	Horizontal		

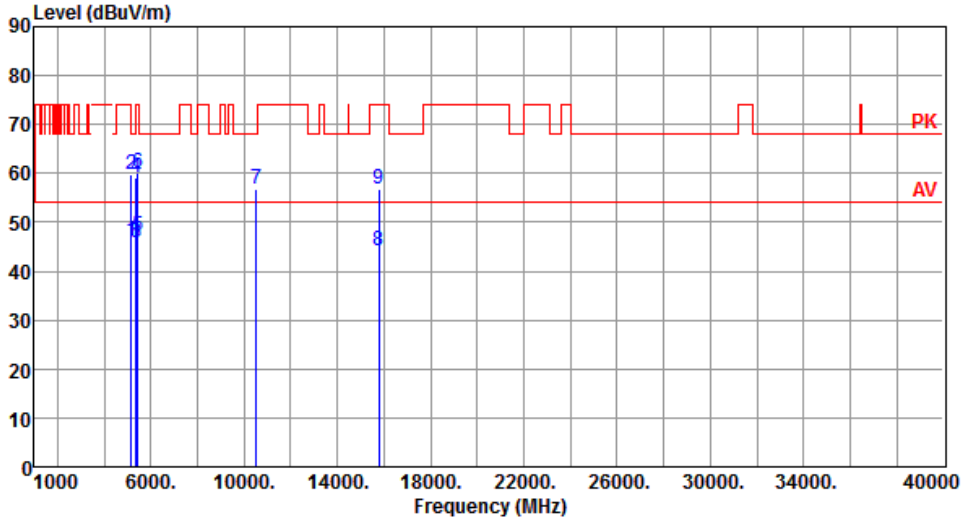

	Freq. MHz	Emission level dBuV/m	Limit dBuV/m	Margin dB	SA reading dBuV	Factor dB	Remark	ANT High cm	Turn Table deg
1	5150.00	46.26	54.00	-7.74	40.31	5.95	Average	100	45
2	5150.00	59.64	74.00	-14.36	53.69	5.95	Peak	100	45
3	5350.00	45.78	54.00	-8.22	40.38	5.40	Average	100	45
4	5350.00	58.98	74.00	-15.02	53.58	5.40	Peak	100	45
5	5420.00	47.05	54.00	-6.95	41.32	5.73	Average	100	113
6	5420.00	59.99	74.00	-14.01	54.26	5.73	Peak	100	113
7	10520.00	56.85	68.20	-11.35	41.52	15.33	Peak	100	60
8	15780.00	44.21	54.00	-9.79	29.26	14.95	Average	100	70
9	15780.00	56.63	74.00	-17.37	41.68	14.95	Peak	100	70

Note 1: Emission Level (dBuV/m) = SA Reading (dBuV/m) + Factor* (dB)
*Factor includes antenna factor , cable loss and amplifier gain
Note 2: Margin (dB) = Emission level (dBuV/m) – Limit (dBuV/m).

Modulation	VHT20	Test Freq. (MHz)	5260
Polarization	Vertical		

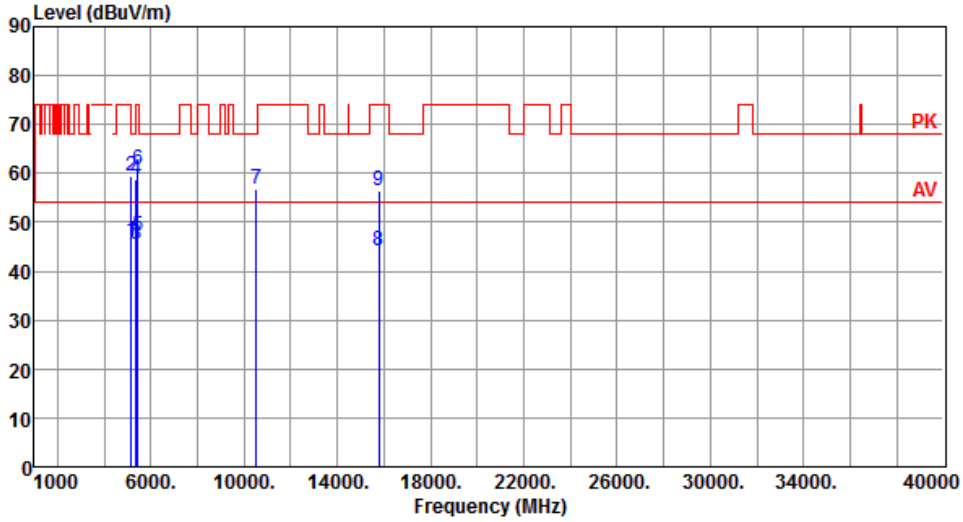

	Freq. MHz	Emission level dBuV/m	Limit dBuV/m	Margin dB	SA reading dBuV	Factor dB	Remark	ANT High cm	Turn Table deg
1	5150.00	46.24	54.00	-7.76	40.29	5.95	Average	100	103
2	5150.00	59.54	74.00	-14.46	53.59	5.95	Peak	100	103
3	5350.00	45.66	54.00	-8.34	40.26	5.40	Average	100	103
4	5350.00	58.87	74.00	-15.13	53.47	5.40	Peak	100	103
5	5420.00	47.29	54.00	-6.71	41.56	5.73	Average	100	119
6	5420.00	60.85	74.00	-13.15	55.12	5.73	Peak	100	119
7	10520.00	56.91	68.20	-11.29	41.58	15.33	Peak	100	50
8	15780.00	44.12	54.00	-9.88	29.17	14.95	Average	100	90
9	15780.00	56.54	74.00	-17.46	41.59	14.95	Peak	100	90

Note 1: Emission Level (dBuV/m) = SA Reading (dBuV/m) + Factor* (dB)
*Factor includes antenna factor , cable loss and amplifier gain
Note 2: Margin (dB) = Emission level (dBuV/m) – Limit (dBuV/m).

Modulation	VHT20	Test Freq. (MHz)	5300
Polarization	Horizontal		

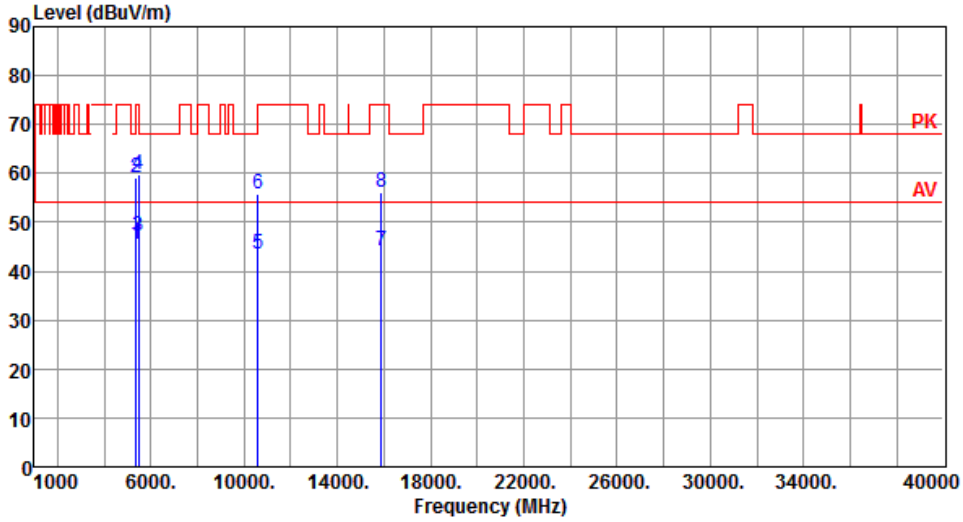

	Freq. MHz	Emission level dBuV/m	Limit dBuV/m	Margin dB	SA reading dBuV	Factor dB	Remark	ANT High cm	Turn Table deg
1	5350.00	45.65	54.00	-8.35	40.25	5.40	Average	100	39
2	5350.00	59.28	74.00	-14.72	53.88	5.40	Peak	100	39
3	5460.00	47.12	54.00	-6.88	41.20	5.92	Average	100	105
4	5460.00	59.87	74.00	-14.13	53.95	5.92	Peak	100	105
5	10600.00	43.55	54.00	-10.45	28.14	15.41	Average	100	25
6	10600.00	55.71	74.00	-18.29	40.30	15.41	Peak	100	25
7	15900.00	44.20	54.00	-9.80	29.31	14.89	Average	100	80
8	15900.00	56.28	74.00	-17.72	41.39	14.89	Peak	100	80

Note 1: Emission Level (dBuV/m) = SA Reading (dBuV/m) + Factor* (dB)
*Factor includes antenna factor , cable loss and amplifier gain
Note 2: Margin (dB) = Emission level (dBuV/m) – Limit (dBuV/m).

Modulation	VHT20	Test Freq. (MHz)	5300
Polarization	Vertical		

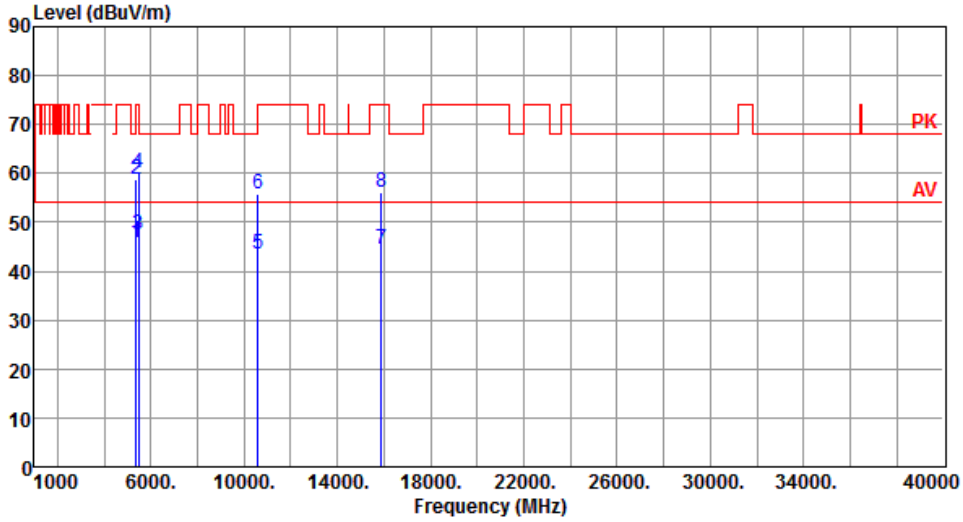

	Freq. MHz	Emission level dBuV/m	Limit dBuV/m	Margin dB	SA reading dBuV	Factor dB	Remark	ANT High cm	Turn Table deg
1	5350.00	45.98	54.00	-8.02	40.58	5.40	Average	100	101
2	5350.00	58.86	74.00	-15.14	53.46	5.40	Peak	100	101
3	5460.00	47.53	54.00	-6.47	41.61	5.92	Average	100	113
4	5460.00	60.03	74.00	-13.97	54.11	5.92	Peak	100	113
5	10600.00	43.61	54.00	-10.39	28.20	15.41	Average	100	30
6	10600.00	55.65	74.00	-18.35	40.24	15.41	Peak	100	30
7	15900.00	44.34	54.00	-9.66	29.45	14.89	Average	100	90
8	15900.00	56.17	74.00	-17.83	41.28	14.89	Peak	100	90

Note 1: Emission Level (dBuV/m) = SA Reading (dBuV/m) + Factor* (dB)
*Factor includes antenna factor , cable loss and amplifier gain
Note 2: Margin (dB) = Emission level (dBuV/m) – Limit (dBuV/m).

Modulation	VHT20	Test Freq. (MHz)	5320
Polarization	Horizontal		

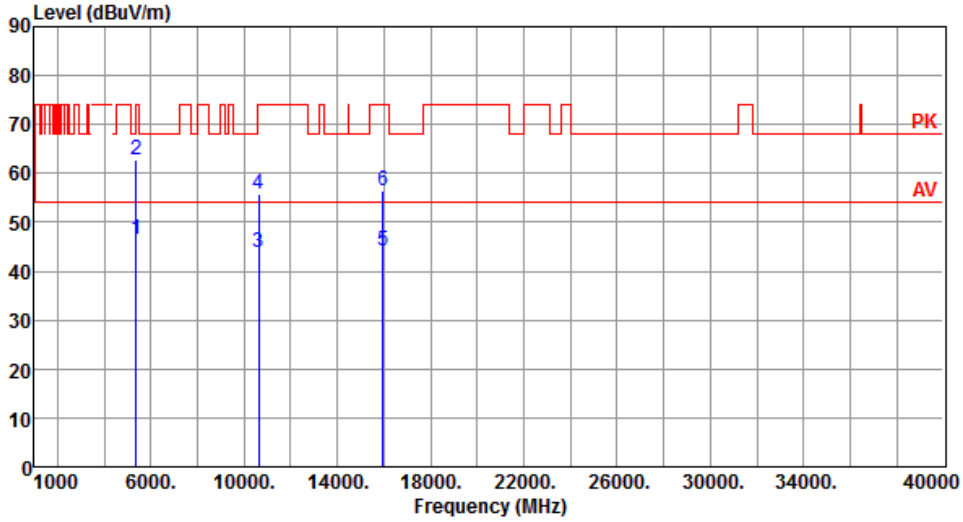

	Freq. MHz	Emission level dBuV/m	Limit dBuV/m	Margin dB	SA reading dBuV	Factor dB	Remark	ANT High cm	Turn Table deg
1	5350.00	46.62	54.00	-7.38	41.22	5.40	Average	100	51
2	5350.00	62.85	74.00	-11.15	57.45	5.40	Peak	100	51
3	10640.00	43.67	54.00	-10.33	28.31	15.36	Average	100	20
4	10640.00	55.95	74.00	-18.05	40.59	15.36	Peak	100	20
5	15960.00	44.22	54.00	-9.78	29.31	14.91	Average	100	70
6	15960.00	56.49	74.00	-17.51	41.58	14.91	Peak	100	70

Note 1: Emission Level (dBuV/m) = SA Reading (dBuV/m) + Factor* (dB)
*Factor includes antenna factor , cable loss and amplifier gain
Note 2: Margin (dB) = Emission level (dBuV/m) – Limit (dBuV/m).

Modulation	VHT20	Test Freq. (MHz)	5320
Polarization	Vertical		

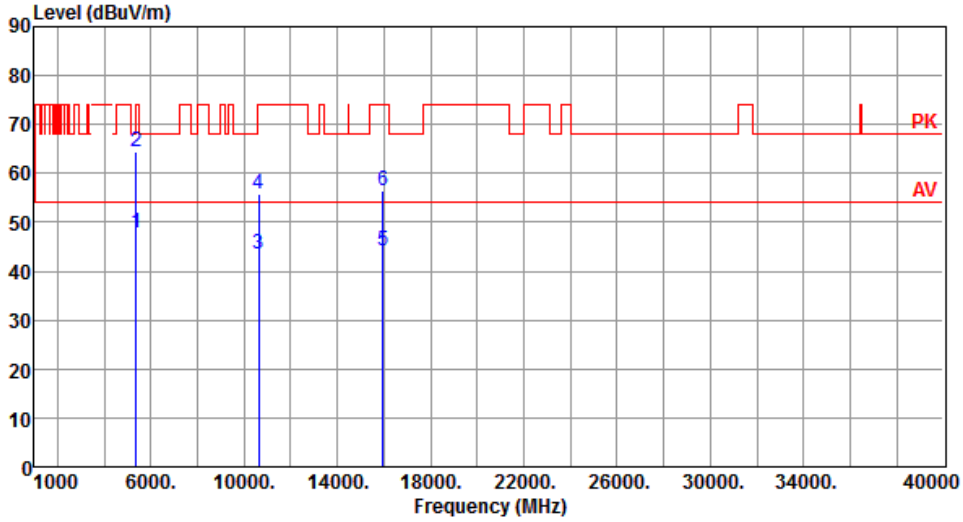

	Freq. MHz	Emission level dBuV/m	Limit dBuV/m	Margin dB	SA reading dBuV	Factor dB	Remark	ANT High cm	Turn Table deg
1	5350.00	47.86	54.00	-6.14	42.46	5.40	Average	100	100
2	5350.00	64.50	74.00	-9.50	59.10	5.40	Peak	100	100
3	10640.00	43.61	54.00	-10.39	28.25	15.36	Average	100	30
4	10640.00	55.83	74.00	-18.17	40.47	15.36	Peak	100	30
5	15960.00	44.16	54.00	-9.84	29.25	14.91	Average	100	60
6	15960.00	56.38	74.00	-17.62	41.47	14.91	Peak	100	60

Note 1: Emission Level (dBuV/m) = SA Reading (dBuV/m) + Factor* (dB)
*Factor includes antenna factor , cable loss and amplifier gain
Note 2: Margin (dB) = Emission level (dBuV/m) – Limit (dBuV/m).

Modulation	VHT20	Test Freq. (MHz)	5500
Polarization	Horizontal		

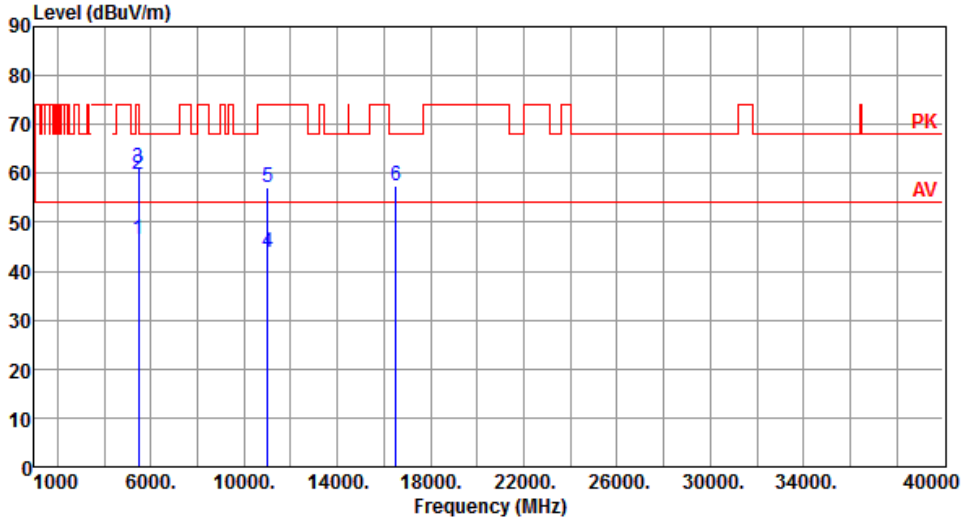

	Freq. MHz	Emission level dBuV/m	Limit dBuV/m	Margin dB	SA reading dBuV	Factor dB	Remark	ANT High cm	Turn Table deg
1	5460.00	46.49	54.00	-7.51	40.57	5.92	Average	100	54
2	5460.00	59.87	74.00	-14.13	53.95	5.92	Peak	100	54
3	5470.00	61.20	68.20	-7.00	55.24	5.96	Peak	100	54
4	11000.00	43.82	54.00	-10.18	28.24	15.58	Average	100	55
5	11000.00	57.27	74.00	-16.73	41.69	15.58	Peak	100	55
6	16500.00	57.49	68.20	-10.71	41.66	15.83	Peak	100	50

Note 1: Emission Level (dBuV/m) = SA Reading (dBuV/m) + Factor* (dB)
*Factor includes antenna factor , cable loss and amplifier gain
Note 2: Margin (dB) = Emission level (dBuV/m) – Limit (dBuV/m).

Modulation	VHT20	Test Freq. (MHz)	5500
Polarization	Vertical		

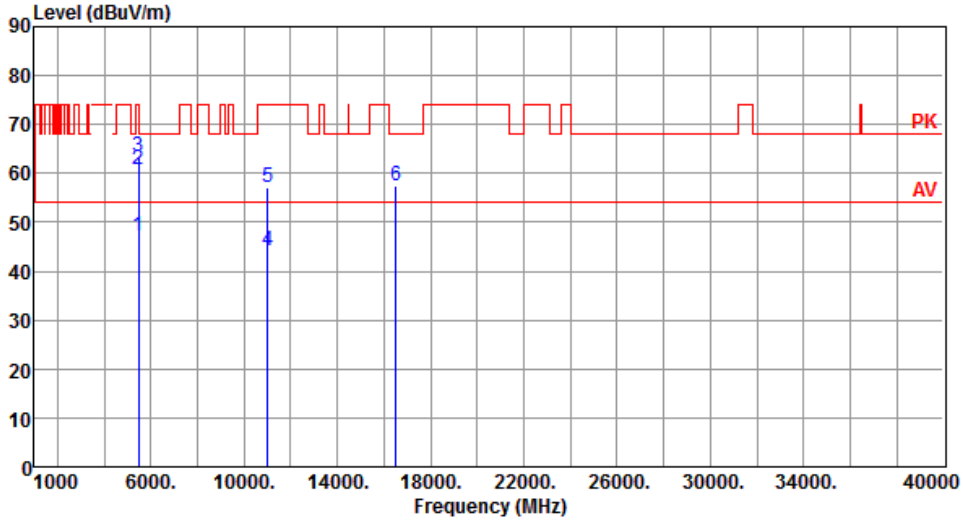

	Freq. MHz	Emission level dBuV/m	Limit dBuV/m	Margin dB	SA reading dBuV	Factor dB	Remark	ANT High cm	Turn Table deg
1	5460.00	47.14	54.00	-6.86	41.22	5.92	Average	109	106
2	5460.00	60.62	74.00	-13.38	54.70	5.92	Peak	109	106
3	5470.00	63.56	68.20	-4.64	57.60	5.96	Peak	109	106
4	11000.00	44.05	54.00	-9.95	28.47	15.58	Average	100	60
5	11000.00	57.17	74.00	-16.83	41.59	15.58	Peak	100	60
6	16500.00	57.41	68.20	-10.79	41.58	15.83	Peak	100	30

Note 1: Emission Level (dBuV/m) = SA Reading (dBuV/m) + Factor* (dB)
*Factor includes antenna factor , cable loss and amplifier gain
Note 2: Margin (dB) = Emission level (dBuV/m) – Limit (dBuV/m).

Modulation	VHT20	Test Freq. (MHz)	5580
Polarization	Horizontal		

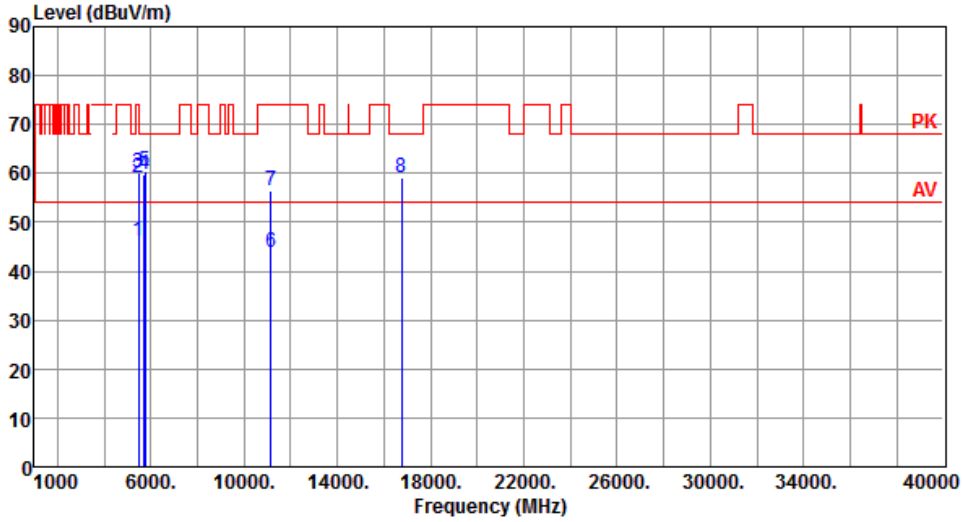

	Freq. MHz	Emission level dBuV/m	Limit dBuV/m	Margin dB	SA reading dBuV	Factor dB	Remark	ANT High cm	Turn Table deg
1	5460.00	46.12	54.00	-7.88	40.20	5.92	Average	100	55
2	5460.00	59.16	74.00	-14.84	53.24	5.92	Peak	100	55
3	5470.00	59.99	68.20	-8.21	54.03	5.96	Peak	100	55
4	5725.00	59.85	68.20	-8.35	53.56	6.29	Peak	100	55
5	5740.00	60.57	68.20	-7.63	54.25	6.32	Peak	100	119
6	11160.00	43.83	54.00	-10.17	28.57	15.26	Average	100	20
7	11160.00	56.62	74.00	-17.38	41.36	15.26	Peak	100	20
8	16740.00	59.25	68.20	-8.95	42.40	16.85	Peak	100	90

Note 1: Emission Level (dBuV/m) = SA Reading (dBuV/m) + Factor* (dB)
*Factor includes antenna factor , cable loss and amplifier gain
Note 2: Margin (dB) = Emission level (dBuV/m) – Limit (dBuV/m).

Modulation	VHT20	Test Freq. (MHz)	5580
Polarization	Vertical		

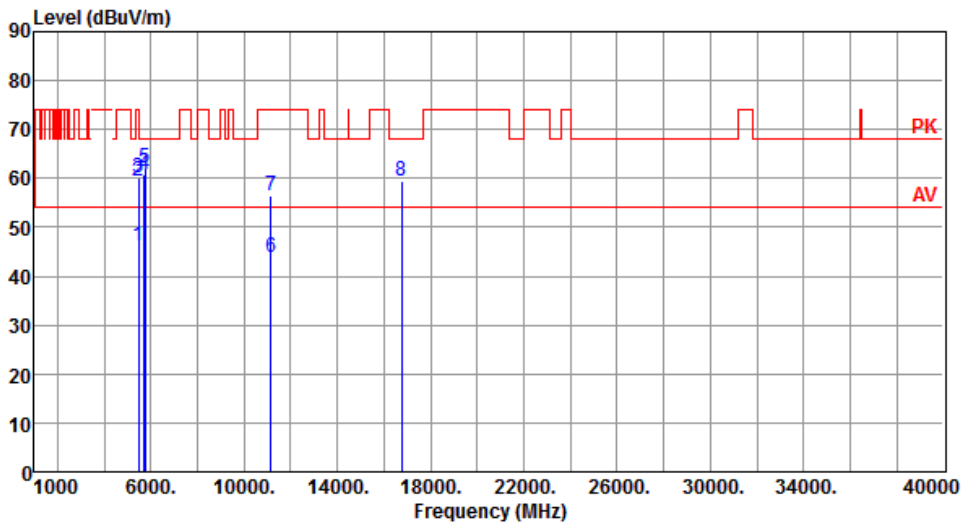

	Freq. MHz	Emission level dBuV/m	Limit dBuV/m	Margin dB	SA reading dBuV	Factor dB	Remark	ANT High cm	Turn Table deg
1	5460.00	46.27	54.00	-7.73	40.35	5.92	Average	100	105
2	5460.00	59.49	74.00	-14.51	53.57	5.92	Peak	100	105
3	5470.00	60.08	68.20	-8.12	54.12	5.96	Peak	100	105
4	5725.00	60.85	68.20	-7.35	54.56	6.29	Peak	100	105
5	5740.00	62.06	68.20	-6.14	55.74	6.32	Peak	100	109
6	11160.00	43.73	54.00	-10.27	28.47	15.26	Average	100	5
7	11160.00	56.51	74.00	-17.49	41.25	15.26	Peak	100	5
8	16740.00	59.40	68.20	-8.80	42.55	16.85	Peak	100	60

Note 1: Emission Level (dBuV/m) = SA Reading (dBuV/m) + Factor* (dB)
*Factor includes antenna factor , cable loss and amplifier gain
Note 2: Margin (dB) = Emission level (dBuV/m) – Limit (dBuV/m).

Modulation	VHT20	Test Freq. (MHz)	5700
Polarization	Horizontal		

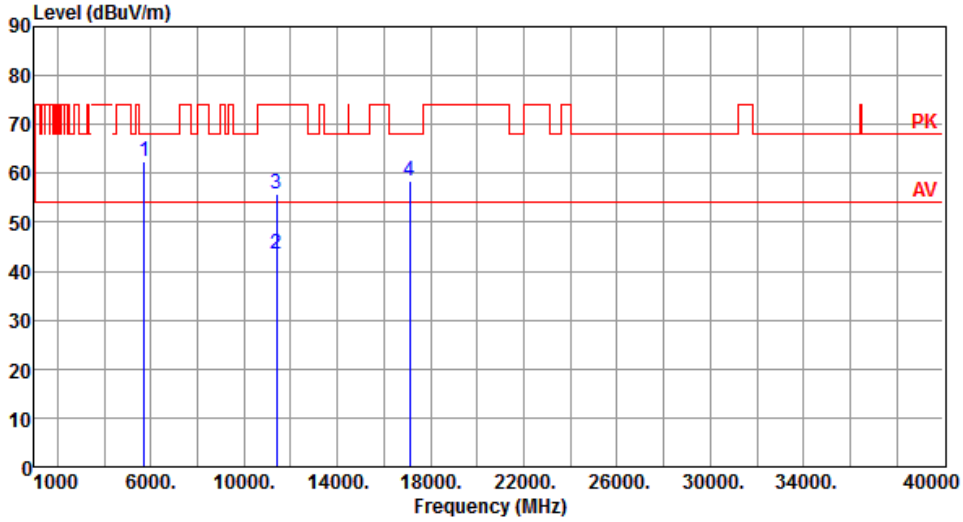

	Freq. MHz	Emission level dBuV/m	Limit dBuV/m	Margin dB	SA reading dBuV	Factor dB	Remark	ANT High cm	Turn Table deg
1	5725.00	62.52	68.20	-5.68	56.23	6.29	Peak	100	57
2	11400.00	43.64	54.00	-10.36	28.31	15.33	Average	100	80
3	11400.00	55.95	74.00	-18.05	40.62	15.33	Peak	100	80
4	17100.00	58.57	68.20	-9.63	41.68	16.89	Peak	100	50

Note 1: Emission Level (dBuV/m) = SA Reading (dBuV/m) + Factor* (dB)
*Factor includes antenna factor , cable loss and amplifier gain
Note 2: Margin (dB) = Emission level (dBuV/m) – Limit (dBuV/m).

Modulation	VHT20	Test Freq. (MHz)	5700
Polarization	Vertical		

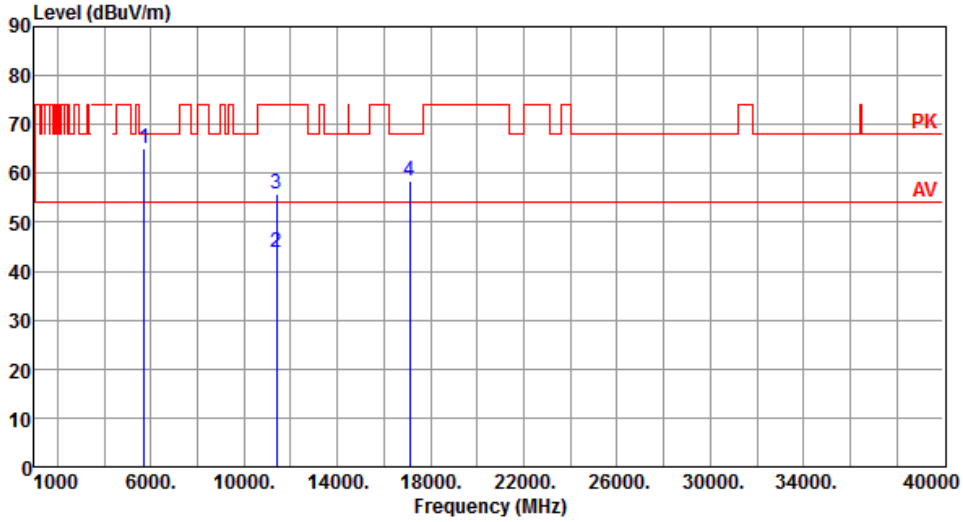

	Freq. MHz	Emission level dBuV/m	Limit dBuV/m	Margin dB	SA reading dBuV	Factor dB	Remark	ANT High cm	Turn Table deg
1	5725.00	65.15	68.20	-3.05	58.86	6.29	Peak	100	109
2	11400.00	43.79	54.00	-10.21	28.46	15.33	Average	100	90
3	11400.00	55.91	74.00	-18.09	40.58	15.33	Peak	100	90
4	17100.00	58.47	68.20	-9.73	41.58	16.89	Peak	100	20

Note 1: Emission Level (dBuV/m) = SA Reading (dBuV/m) + Factor* (dB)
*Factor includes antenna factor , cable loss and amplifier gain
Note 2: Margin (dB) = Emission level (dBuV/m) – Limit (dBuV/m).

Modulation	VHT20	Test Freq. (MHz)	5720
Polarization	Horizontal		

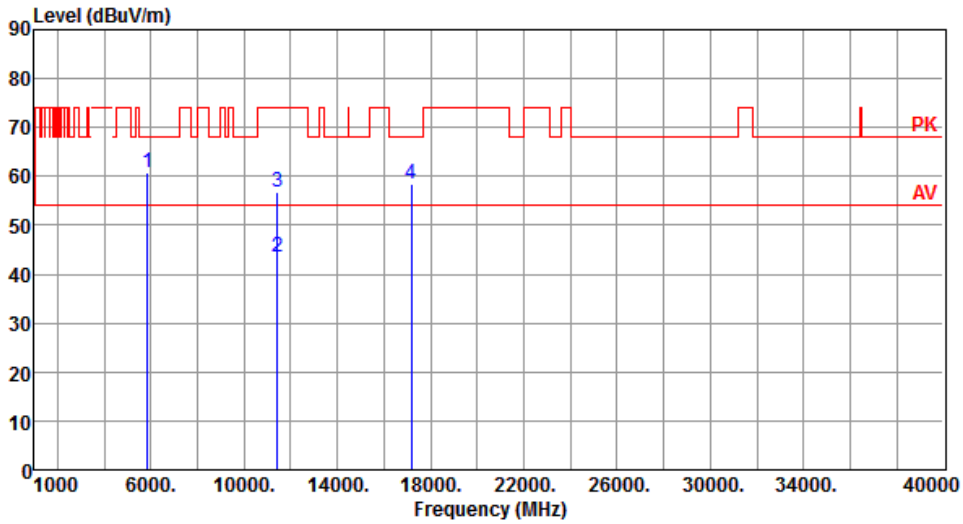

	Freq. MHz	Emission level dBuV/m	Limit dBuV/m	Margin dB	SA reading dBuV	Factor dB	Remark	ANT High cm	Turn Table deg
1	5850.00	60.88	68.20	-7.32	54.21	6.67	Peak	100	49
2	11440.00	43.65	54.00	-10.35	28.26	15.39	Average	100	50
3	11440.00	56.64	74.00	-17.36	41.25	15.39	Peak	100	50
4	17160.00	58.43	68.20	-9.77	41.58	16.85	Peak	100	20

Note 1: Emission Level (dBuV/m) = SA Reading (dBuV/m) + Factor* (dB)
*Factor includes antenna factor , cable loss and amplifier gain
Note 2: Margin (dB) = Emission level (dBuV/m) – Limit (dBuV/m).

Modulation	VHT20	Test Freq. (MHz)	5720
Polarization	Vertical		

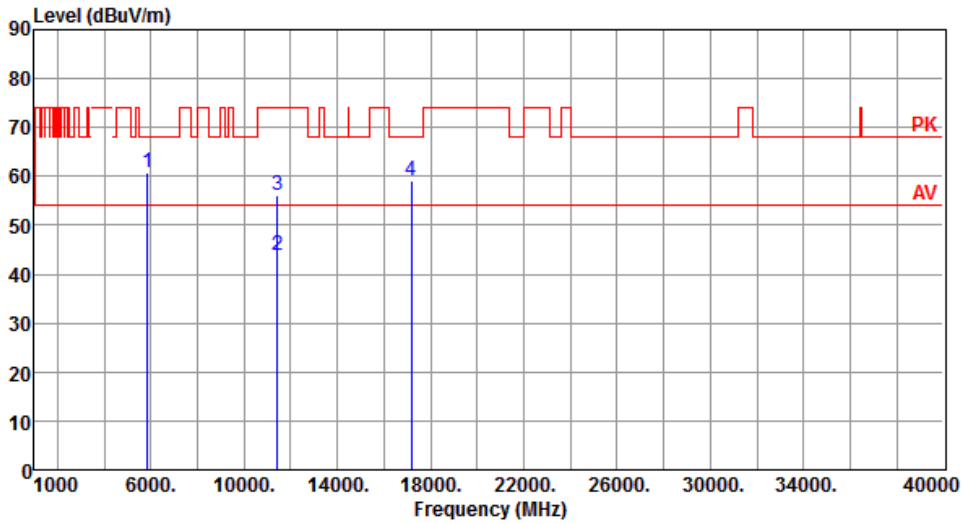

	Freq. MHz	Emission level dBuV/m	Limit dBuV/m	Margin dB	SA reading dBuV	Factor dB	Remark	ANT High cm	Turn Table deg
1	5850.00	60.90	68.20	-7.30	54.23	6.67	Peak	100	110
2	11440.00	43.95	54.00	-10.05	28.56	15.39	Average	100	90
3	11440.00	55.97	74.00	-18.03	40.58	15.39	Peak	100	90
4	17160.00	59.11	68.20	-9.09	42.26	16.85	Peak	100	80

Note 1: Emission Level (dBuV/m) = SA Reading (dBuV/m) + Factor* (dB)
*Factor includes antenna factor , cable loss and amplifier gain
Note 2: Margin (dB) = Emission level (dBuV/m) – Limit (dBuV/m).

Modulation	VHT20	Test Freq. (MHz)	5745
Polarization	Horizontal		

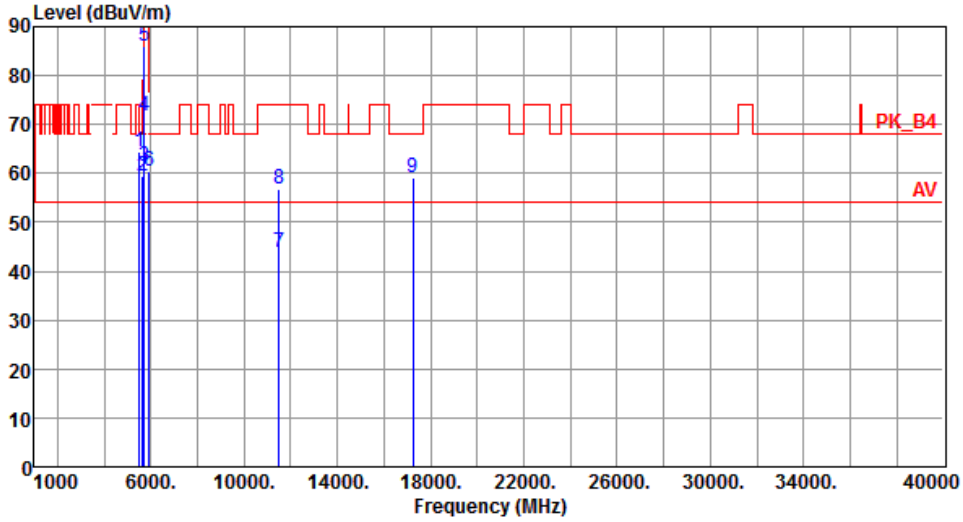

	Freq. MHz	Emission level dBuV/m	Limit dBuV/m	Margin dB	SA reading dBuV	Factor dB	Remark	ANT High cm	Turn Table deg
1	5505.00	64.29	68.20	-3.91	58.20	6.09	Peak	127	88
2	5650.00	59.59	68.20	-8.61	53.68	5.91	Peak	127	88
3	5700.00	61.49	105.20	-43.71	55.26	6.23	Peak	127	88
4	5720.00	71.63	110.80	-39.17	65.35	6.28	Peak	127	88
5	5725.00	85.98	122.20	-36.22	79.69	6.29	Peak	127	88
6	5925.00	60.37	68.20	-7.83	53.55	6.82	Peak	127	88
7	11490.00	43.68	54.00	-10.32	28.23	15.45	Average	100	30
8	11490.00	56.72	74.00	-17.28	41.27	15.45	Peak	100	30
9	17235.00	59.22	68.20	-8.98	42.24	16.98	Peak	100	90

Note 1: Emission Level (dBuV/m) = SA Reading (dBuV/m) + Factor* (dB)
*Factor includes antenna factor , cable loss and amplifier gain
Note 2: Margin (dB) = Emission level (dBuV/m) – Limit (dBuV/m).

Modulation	VHT20	Test Freq. (MHz)	5745
Polarization	Vertical		

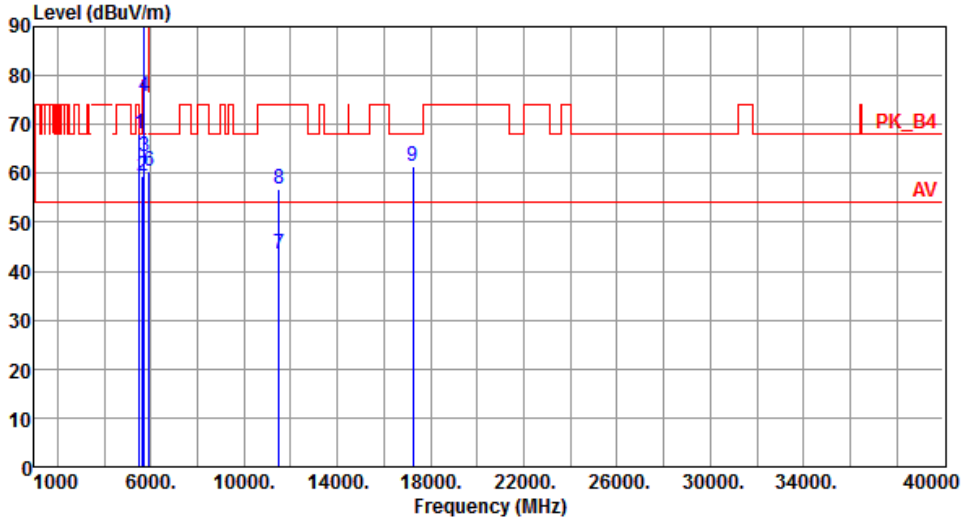

	Freq. MHz	Emission level dBuV/m	Limit dBuV/m	Margin dB	SA reading dBuV	Factor dB	Remark	ANT High cm	Turn Table deg
1	5505.00	68.03	68.20	-0.17	61.94	6.09	Peak	100	105
2	5650.00	59.47	68.20	-8.73	53.56	5.91	Peak	100	111
3	5700.00	63.42	105.20	-41.78	57.19	6.23	Peak	100	111
4	5720.00	75.68	110.80	-35.12	69.40	6.28	Peak	100	111
5	5725.00	89.94	122.20	-32.26	83.65	6.29	Peak	100	111
6	5925.00	60.51	68.20	-7.69	53.69	6.82	Peak	100	111
7	11490.00	43.59	54.00	-10.41	28.14	15.45	Average	100	50
8	11490.00	56.67	74.00	-17.33	41.22	15.45	Peak	100	50
9	17235.00	61.49	68.20	-6.71	44.51	16.98	Peak	100	201

Note 1: Emission Level (dBuV/m) = SA Reading (dBuV/m) + Factor* (dB)
*Factor includes antenna factor , cable loss and amplifier gain
Note 2: Margin (dB) = Emission level (dBuV/m) – Limit (dBuV/m).

Modulation	VHT20	Test Freq. (MHz)	5785
Polarization	Horizontal		

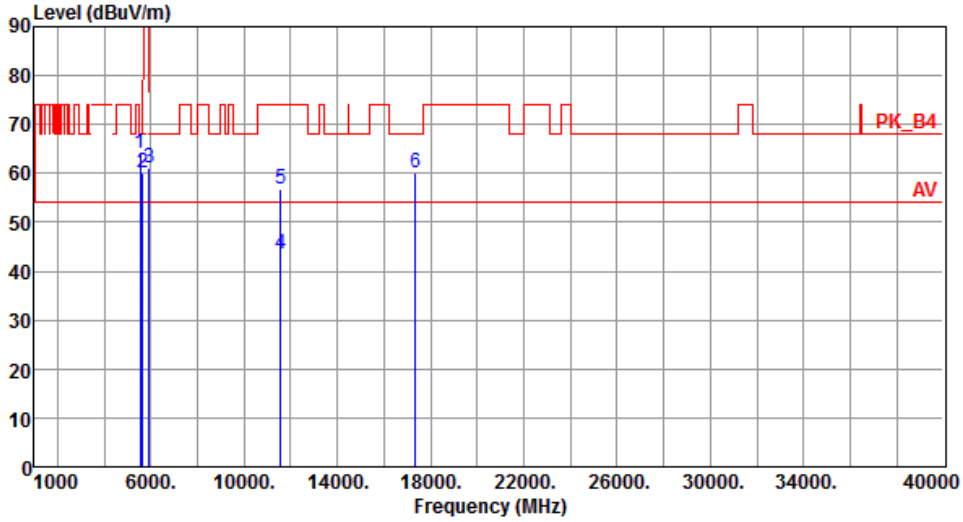

	Freq. MHz	Emission level dBuV/m	Limit dBuV/m	Margin dB	SA reading dBuV	Factor dB	Remark	ANT High cm	Turn Table deg
1	5545.00	64.15	68.20	-4.05	58.14	6.01	Peak	120	83
2	5650.00	60.22	68.20	-7.98	54.31	5.91	Peak	120	83
3	5925.00	61.08	68.20	-7.12	54.26	6.82	Peak	120	83
4	11570.00	43.62	54.00	-10.38	28.32	15.30	Average	100	30
5	11570.00	56.68	74.00	-17.32	41.38	15.30	Peak	100	30
6	17355.00	60.15	68.20	-8.05	42.54	17.61	Peak	100	207

Note 1: Emission Level (dBuV/m) = SA Reading (dBuV/m) + Factor* (dB)
*Factor includes antenna factor , cable loss and amplifier gain
Note 2: Margin (dB) = Emission level (dBuV/m) – Limit (dBuV/m).

Modulation	VHT20	Test Freq. (MHz)	5785
Polarization	Vertical		

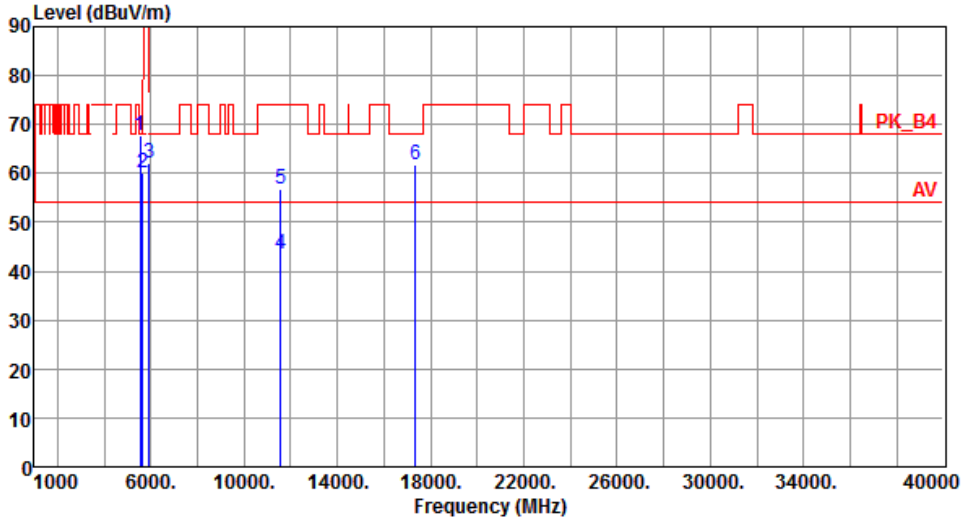

	Freq. MHz	Emission level dBuV/m	Limit dBuV/m	Margin dB	SA reading dBuV	Factor dB	Remark	ANT High cm	Turn Table deg
1	5545.00	67.72	68.20	-0.48	61.71	6.01	Peak	100	102
2	5650.00	60.19	68.20	-8.01	54.28	5.91	Peak	100	102
3	5925.00	62.26	68.20	-5.94	55.44	6.82	Peak	100	102
4	11570.00	43.51	54.00	-10.49	28.21	15.30	Average	100	60
5	11570.00	56.82	74.00	-17.18	41.52	15.30	Peak	100	60
6	17355.00	61.93	68.20	-6.27	44.32	17.61	Peak	100	206

Note 1: Emission Level (dBuV/m) = SA Reading (dBuV/m) + Factor* (dB)
*Factor includes antenna factor , cable loss and amplifier gain
Note 2: Margin (dB) = Emission level (dBuV/m) – Limit (dBuV/m).

Modulation	VHT20	Test Freq. (MHz)	5825
Polarization	Horizontal		

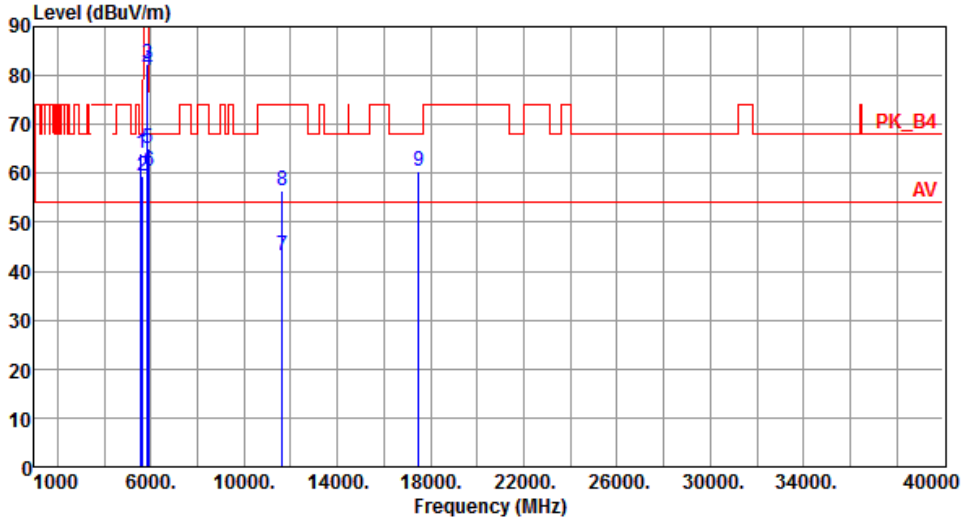

	Freq. MHz	Emission level dBuV/m	Limit dBuV/m	Margin dB	SA reading dBuV	Factor dB	Remark	ANT High cm	Turn Table deg
1	5585.00	64.20	68.20	-4.00	58.21	5.99	Peak	123	87
2	5650.00	59.60	68.20	-8.60	53.69	5.91	Peak	123	87
3	5850.00	82.36	122.20	-39.84	75.69	6.67	Peak	123	87
4	5855.00	80.94	110.80	-29.86	74.26	6.68	Peak	123	87
5	5875.00	64.98	105.20	-40.22	58.26	6.72	Peak	123	87
6	5925.00	60.39	68.20	-7.81	53.57	6.82	Peak	123	87
7	11650.00	43.20	54.00	-10.80	28.14	15.06	Average	100	70
8	11650.00	56.32	74.00	-17.68	41.26	15.06	Peak	100	70
9	17475.00	60.38	68.20	-7.82	42.15	18.23	Peak	100	90

Note 1: Emission Level (dBuV/m) = SA Reading (dBuV/m) + Factor* (dB)
*Factor includes antenna factor , cable loss and amplifier gain
Note 2: Margin (dB) = Emission level (dBuV/m) – Limit (dBuV/m).

Modulation	VHT20	Test Freq. (MHz)	5825
Polarization	Vertical		

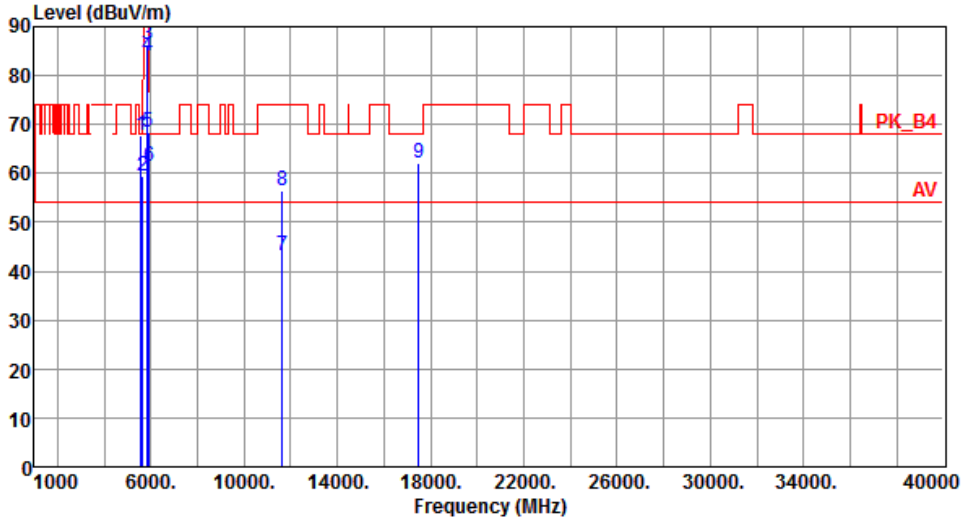

	Freq. MHz	Emission level dBuV/m	Limit dBuV/m	Margin dB	SA reading dBuV	Factor dB	Remark	ANT High cm	Turn Table deg
1	5585.00	67.73	68.20	-0.47	61.74	5.99	Peak	102	118
2	5650.00	59.45	68.20	-8.75	53.54	5.91	Peak	100	101
3	5850.00	86.37	122.20	-35.83	79.70	6.67	Peak	100	101
4	5855.00	84.18	110.80	-26.62	77.50	6.68	Peak	100	101
5	5875.00	68.28	105.20	-36.92	61.56	6.72	Peak	100	101
6	5925.00	61.34	68.20	-6.86	54.52	6.82	Peak	100	101
7	11650.00	43.30	54.00	-10.70	28.24	15.06	Average	100	40
8	11650.00	56.34	74.00	-17.66	41.28	15.06	Peak	100	40
9	17475.00	62.10	68.20	-6.10	43.87	18.23	Peak	100	203

Note 1: Emission Level (dBuV/m) = SA Reading (dBuV/m) + Factor* (dB)
*Factor includes antenna factor , cable loss and amplifier gain
Note 2: Margin (dB) = Emission level (dBuV/m) – Limit (dBuV/m).

3.5.7 Transmitter Radiated Unwanted Emissions (Above 1GHz) for VHT40

Modulation	VHT40	**Test Freq. (MHz)**	5190
Polarization	Horizontal		

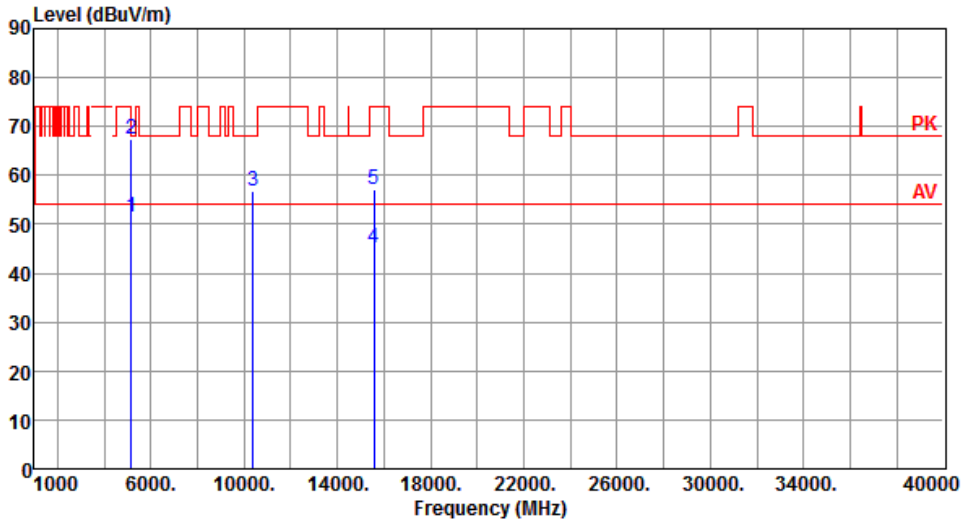

	Freq. MHz	Emission level dBuV/m	Limit dBuV/m	Margin dB	SA reading dBuV	Factor dB	Remark	ANT High cm	Turn Table deg
1	5150.00	51.31	54.00	-2.69	45.36	5.95	Average	100	49
2	5150.00	67.51	74.00	-6.49	61.56	5.95	Peak	100	49
3	10380.00	56.74	68.20	-11.46	41.52	15.22	Peak	100	75
4	15570.00	45.02	54.00	-8.98	29.45	15.57	Average	100	40
5	15570.00	57.13	74.00	-16.87	41.56	15.57	Peak	100	40

Note 1: Emission Level (dBuV/m) = SA Reading (dBuV/m) + Factor* (dB)
*Factor includes antenna factor , cable loss and amplifier gain
Note 2: Margin (dB) = Emission level (dBuV/m) – Limit (dBuV/m).

Modulation	VHT40	Test Freq. (MHz)	5190
Polarization	Vertical		

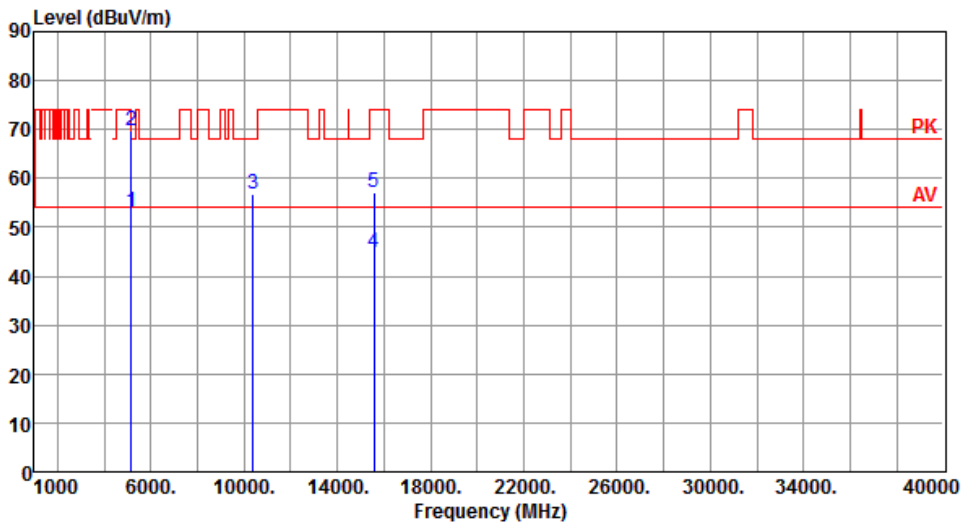

	Freq. MHz	Emission level dBuV/m	Limit dBuV/m	Margin dB	SA reading dBuV	Factor dB	Remark	ANT High cm	Turn Table deg
1	5150.00	53.23	54.00	-0.77	47.28	5.95	Average	106	102
2	5150.00	69.64	74.00	-4.36	63.69	5.95	Peak	106	102
3	10380.00	56.77	68.20	-11.43	41.55	15.22	Peak	100	60
4	15570.00	44.90	54.00	-9.10	29.33	15.57	Average	100	50
5	15570.00	57.03	74.00	-16.97	41.46	15.57	Peak	100	50

Note 1: Emission Level (dBuV/m) = SA Reading (dBuV/m) + Factor* (dB)
*Factor includes antenna factor , cable loss and amplifier gain
Note 2: Margin (dB) = Emission level (dBuV/m) – Limit (dBuV/m).

Modulation	VHT40	Test Freq. (MHz)	5230
Polarization	Horizontal		

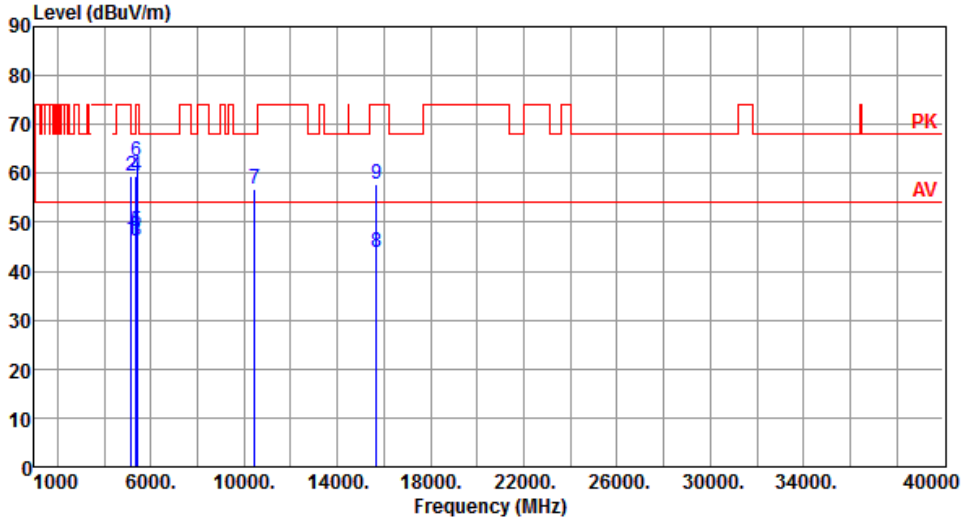

	Freq. MHz	Emission level dBuV/m	Limit dBuV/m	Margin dB	SA reading dBuV	Factor dB	Remark	ANT High cm	Turn Table deg
1	5150.00	46.45	54.00	-7.55	40.50	5.95	Average	100	51
2	5150.00	59.53	74.00	-14.47	53.58	5.95	Peak	100	51
3	5350.00	46.08	54.00	-7.92	40.68	5.40	Average	100	51
4	5350.00	59.52	74.00	-14.48	54.12	5.40	Peak	100	51
5	5390.00	48.24	54.00	-5.76	42.65	5.59	Average	100	107
6	5390.00	62.42	74.00	-11.58	56.83	5.59	Peak	100	107
7	10460.00	56.91	68.20	-11.29	41.59	15.32	Peak	100	100
8	15690.00	43.80	54.00	-10.20	28.45	15.35	Average	100	50
9	15690.00	57.88	74.00	-16.12	42.53	15.35	Peak	100	50

Note 1: Emission Level (dBuV/m) = SA Reading (dBuV/m) + Factor* (dB)
*Factor includes antenna factor , cable loss and amplifier gain
Note 2: Margin (dB) = Emission level (dBuV/m) – Limit (dBuV/m).

Modulation	VHT40	Test Freq. (MHz)	5230
Polarization	Vertical		

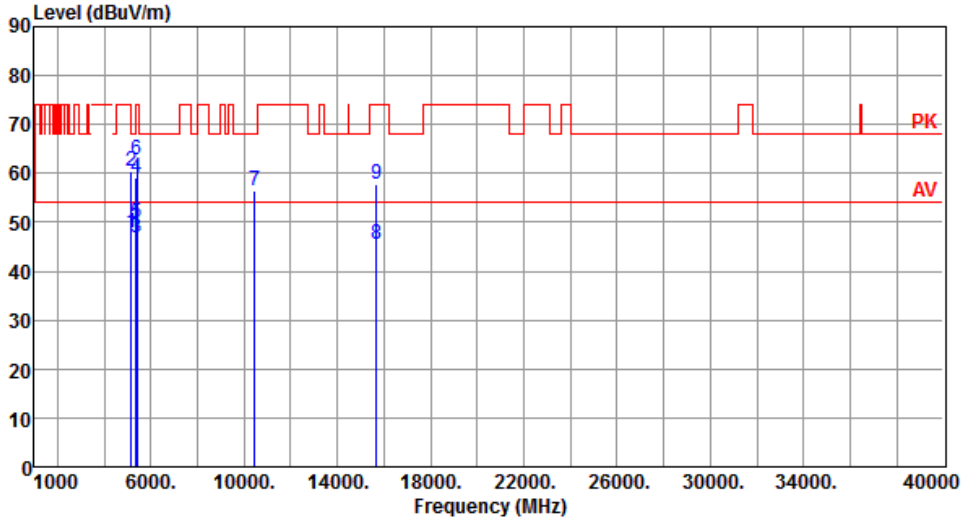

	Freq. MHz	Emission level dBuV/m	Limit dBuV/m	Margin dB	SA reading dBuV	Factor dB	Remark	ANT High cm	Turn Table deg
1	5150.00	47.86	54.00	-6.14	41.91	5.95	Average	109	97
2	5150.00	60.28	74.00	-13.72	54.33	5.95	Peak	109	97
3	5350.00	46.85	54.00	-7.15	41.45	5.40	Average	109	97
4	5350.00	58.99	74.00	-15.01	53.59	5.40	Peak	109	97
5	5390.00	49.91	54.00	-4.09	44.32	5.59	Average	100	98
6	5390.00	62.85	74.00	-11.15	57.26	5.59	Peak	100	98
7	10460.00	56.49	68.20	-11.71	41.17	15.32	Peak	100	80
8	15690.00	45.58	54.00	-8.42	30.23	15.35	Average	100	30
9	15690.00	57.82	74.00	-16.18	42.47	15.35	Peak	100	30

Note 1: Emission Level (dBuV/m) = SA Reading (dBuV/m) + Factor* (dB)
*Factor includes antenna factor , cable loss and amplifier gain
Note 2: Margin (dB) = Emission level (dBuV/m) – Limit (dBuV/m).

Modulation	VHT40	Test Freq. (MHz)	5270
Polarization	Horizontal		

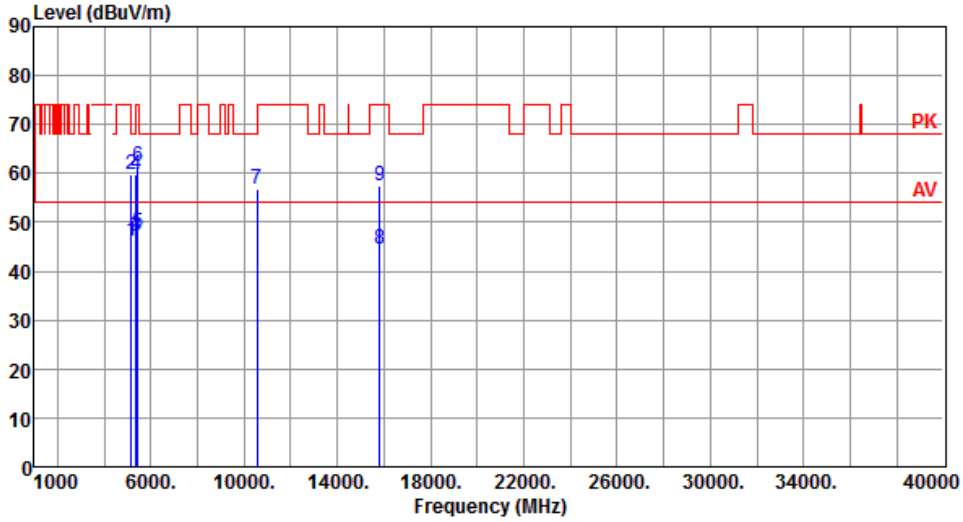

	Freq. MHz	Emission level dBuV/m	Limit dBuV/m	Margin dB	SA reading dBuV	Factor dB	Remark	ANT High cm	Turn Table deg
1	5150.00	46.21	54.00	-7.79	40.26	5.95	Average	100	49
2	5150.00	59.64	74.00	-14.36	53.69	5.95	Peak	100	49
3	5350.00	47.26	54.00	-6.74	41.86	5.40	Average	100	49
4	5350.00	59.78	74.00	-14.22	54.38	5.40	Peak	100	49
5	5430.00	47.96	54.00	-6.04	42.19	5.77	Average	100	115
6	5430.00	61.36	74.00	-12.64	55.59	5.77	Peak	100	115
7	10540.00	56.87	68.20	-11.33	41.52	15.35	Peak	100	90
8	15810.00	44.44	54.00	-9.56	29.59	14.85	Average	100	50
9	15810.00	57.43	74.00	-16.57	42.58	14.85	Peak	100	50

Note 1: Emission Level (dBuV/m) = SA Reading (dBuV/m) + Factor* (dB)
*Factor includes antenna factor , cable loss and amplifier gain
Note 2: Margin (dB) = Emission level (dBuV/m) – Limit (dBuV/m).

Modulation	VHT40	Test Freq. (MHz)	5270
Polarization	Vertical		

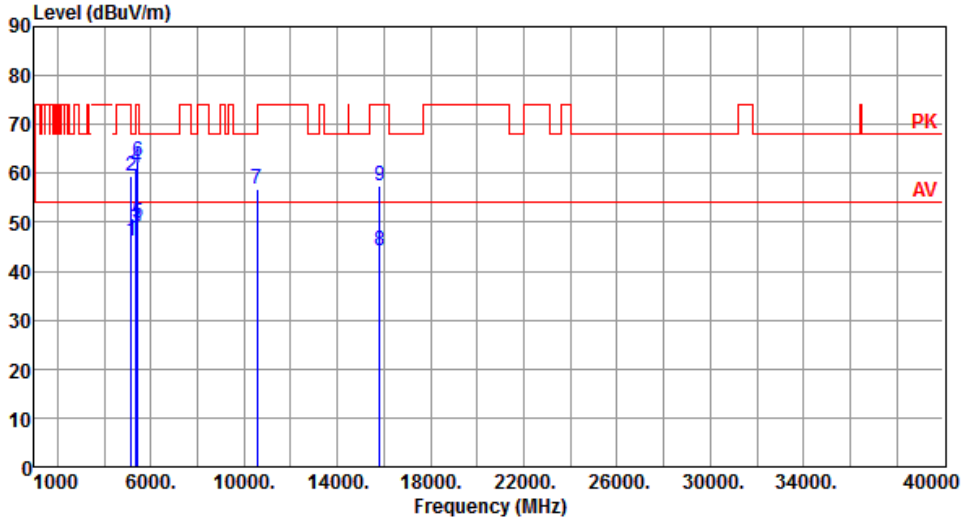

	Freq. MHz	Emission level dBuV/m	Limit dBuV/m	Margin dB	SA reading dBuV	Factor dB	Remark	ANT High cm	Turn Table deg
1	5150.00	46.31	54.00	-7.69	40.36	5.95	Average	100	100
2	5150.00	59.40	74.00	-14.60	53.45	5.95	Peak	100	100
3	5350.00	48.73	54.00	-5.27	43.33	5.40	Average	100	100
4	5350.00	61.24	74.00	-12.76	55.84	5.40	Peak	100	100
5	5430.00	49.69	54.00	-4.31	43.92	5.77	Average	100	108
6	5430.00	62.31	74.00	-11.69	56.54	5.77	Peak	100	108
7	10540.00	56.90	68.20	-11.30	41.55	15.35	Peak	100	50
8	15810.00	44.32	54.00	-9.68	29.47	14.85	Average	100	40
9	15810.00	57.31	74.00	-16.69	42.46	14.85	Peak	100	40

Note 1: Emission Level (dBuV/m) = SA Reading (dBuV/m) + Factor* (dB)
*Factor includes antenna factor , cable loss and amplifier gain
Note 2: Margin (dB) = Emission level (dBuV/m) – Limit (dBuV/m).

Modulation	VHT40	Test Freq. (MHz)	5310
Polarization	Horizontal		

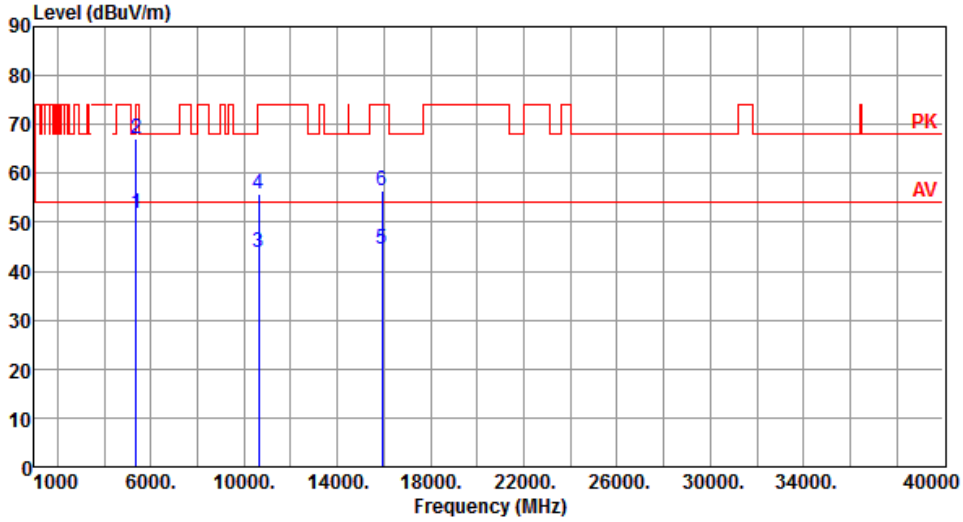

	Freq. MHz	Emission level dBuV/m	Limit dBuV/m	Margin dB	SA reading dBuV	Factor dB	Remark	ANT High cm	Turn Table deg
1	5350.00	51.65	54.00	-2.35	46.25	5.40	Average	100	48
2	5350.00	66.95	74.00	-7.05	61.55	5.40	Peak	100	48
3	10620.00	43.83	54.00	-10.17	28.44	15.39	Average	100	100
4	10620.00	55.64	74.00	-18.36	40.25	15.39	Peak	100	100
5	15930.00	44.37	54.00	-9.63	29.47	14.90	Average	100	60
6	15930.00	56.47	74.00	-17.53	41.57	14.90	Peak	100	60

Note 1: Emission Level (dBuV/m) = SA Reading (dBuV/m) + Factor* (dB)
*Factor includes antenna factor , cable loss and amplifier gain
Note 2: Margin (dB) = Emission level (dBuV/m) – Limit (dBuV/m).

Modulation	VHT40	Test Freq. (MHz)	5310
Polarization	Vertical		

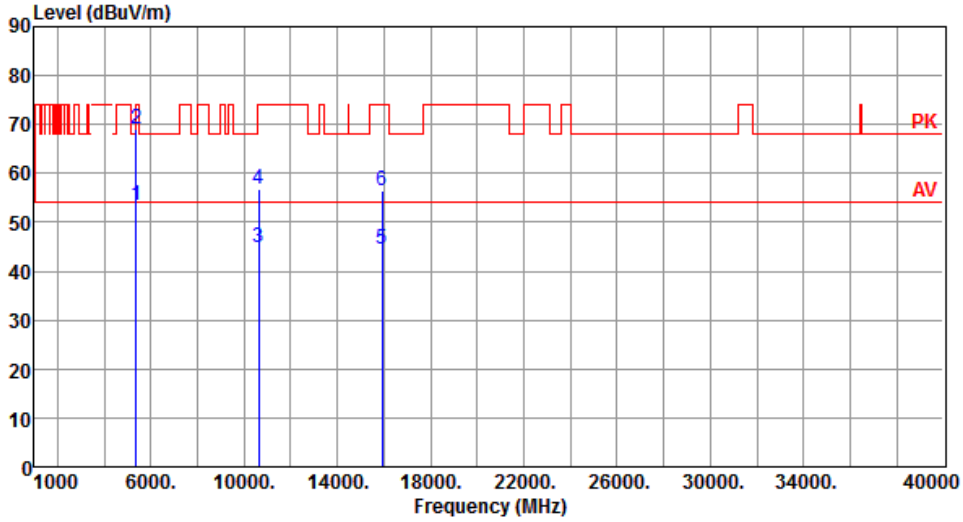

	Freq. MHz	Emission level dBuV/m	Limit dBuV/m	Margin dB	SA reading dBuV	Factor dB	Remark	ANT High cm	Turn Table deg
1	5350.00	53.51	54.00	-0.49	48.11	5.40	Average	100	101
2	5350.00	69.03	74.00	-4.97	63.63	5.40	Peak	100	101
3	10620.00	44.95	54.00	-9.05	29.56	15.39	Average	100	20
4	10620.00	56.91	74.00	-17.09	41.52	15.39	Peak	100	20
5	15930.00	44.52	54.00	-9.48	29.62	14.90	Average	100	30
6	15930.00	56.49	74.00	-17.51	41.59	14.90	Peak	100	30

Note 1: Emission Level (dBuV/m) = SA Reading (dBuV/m) + Factor* (dB)
*Factor includes antenna factor , cable loss and amplifier gain
Note 2: Margin (dB) = Emission level (dBuV/m) – Limit (dBuV/m).

Modulation	VHT40	Test Freq. (MHz)	5510
Polarization	Horizontal		

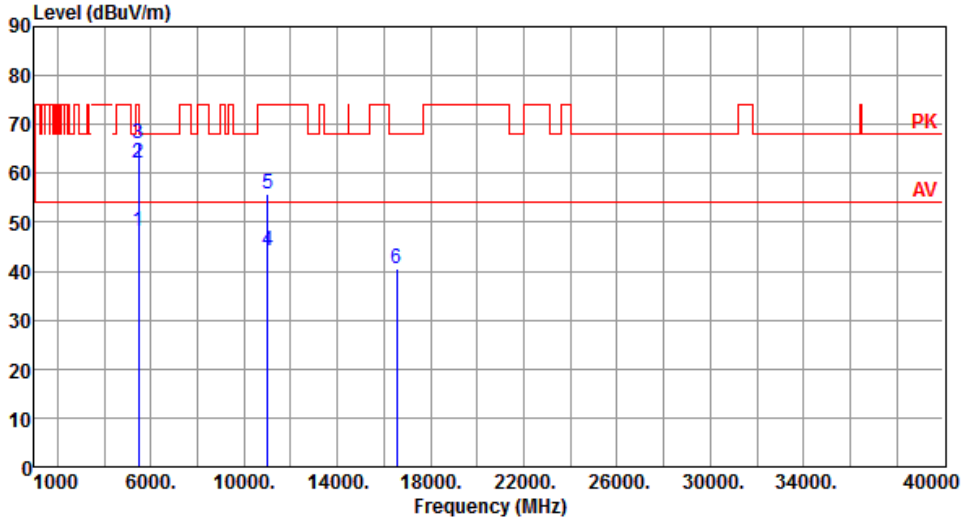

	Freq. MHz	Emission level dBuV/m	Limit dBuV/m	Margin dB	SA reading dBuV	Factor dB	Remark	ANT High cm	Turn Table deg
1	5460.00	48.10	54.00	-5.90	42.18	5.92	Average	100	75
2	5460.00	62.12	74.00	-11.88	56.20	5.92	Peak	100	75
3	5470.00	65.99	68.20	-2.21	60.03	5.96	Peak	100	75
4	11020.00	44.23	54.00	-9.77	28.68	15.55	Average	100	30
5	11020.00	55.90	74.00	-18.10	40.35	15.55	Peak	100	30
6	16530.00	40.37	68.20	-27.83	24.46	15.91	Peak	100	20

Note 1: Emission Level (dBuV/m) = SA Reading (dBuV/m) + Factor* (dB)
*Factor includes antenna factor , cable loss and amplifier gain
Note 2: Margin (dB) = Emission level (dBuV/m) – Limit (dBuV/m).

Modulation	VHT40	Test Freq. (MHz)	5510
Polarization	Vertical		

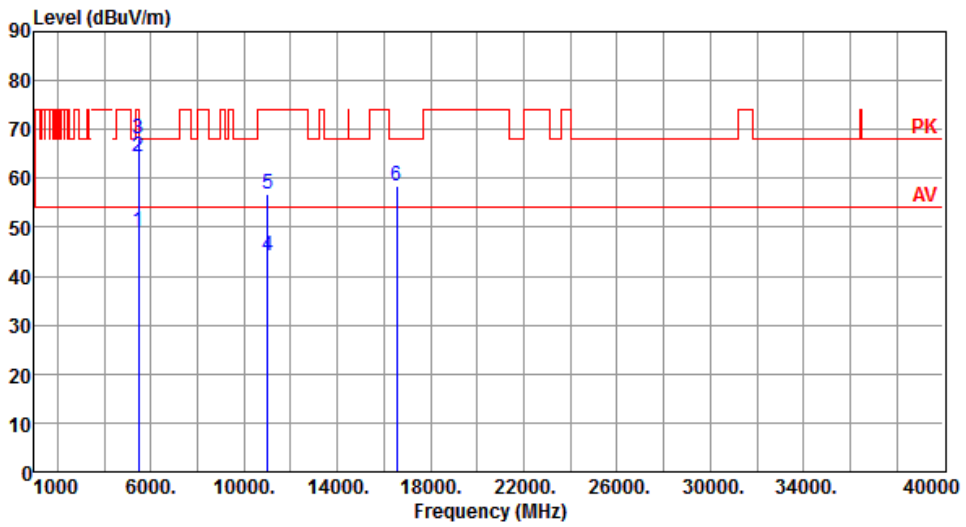

	Freq. MHz	Emission level dBuV/m	Limit dBuV/m	Margin dB	SA reading dBuV	Factor dB	Remark	ANT High cm	Turn Table deg
1	5460.00	49.11	54.00	-4.89	43.19	5.92	Average	100	180
2	5460.00	64.29	74.00	-9.71	58.37	5.92	Peak	100	180
3	5470.00	67.96	68.20	-0.24	62.00	5.96	Peak	100	180
4	11020.00	44.01	54.00	-9.99	28.46	15.55	Average	100	90
5	11020.00	56.83	74.00	-17.17	41.28	15.55	Peak	100	90
6	16530.00	58.49	68.20	-9.71	42.58	15.91	Peak	100	30

Note 1: Emission Level (dBuV/m) = SA Reading (dBuV/m) + Factor* (dB)
*Factor includes antenna factor , cable loss and amplifier gain
Note 2: Margin (dB) = Emission level (dBuV/m) – Limit (dBuV/m).

Modulation	VHT40	Test Freq. (MHz)	5590
Polarization	Horizontal		

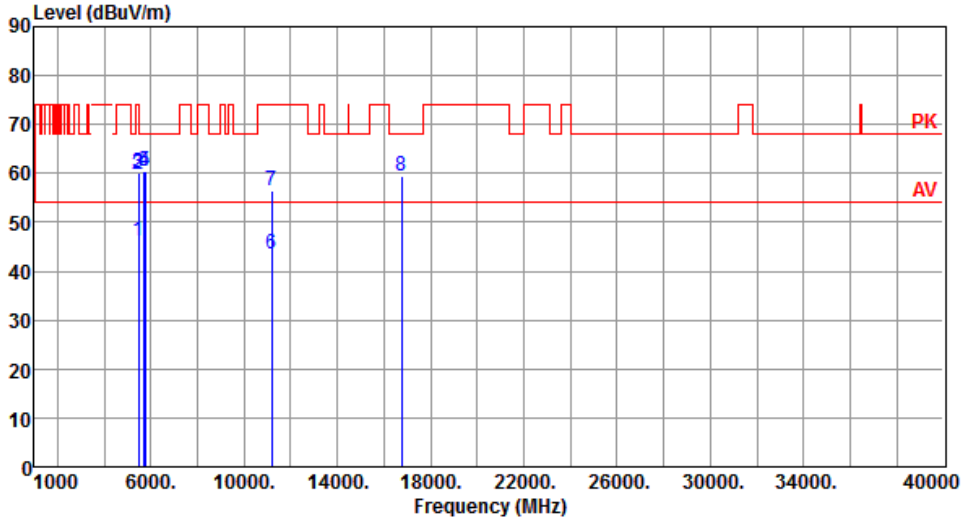

	Freq. MHz	Emission level dBuV/m	Limit dBuV/m	Margin dB	SA reading dBuV	Factor dB	Remark	ANT High cm	Turn Table deg
1	5460.00	46.14	54.00	-7.86	40.22	5.92	Average	105	47
2	5460.00	59.76	74.00	-14.24	53.84	5.92	Peak	105	47
3	5470.00	60.27	68.20	-7.93	54.31	5.96	Peak	105	47
4	5725.00	60.41	68.20	-7.79	54.12	6.29	Peak	105	47
5	5750.00	60.56	68.20	-7.64	54.22	6.34	Peak	100	85
6	11180.00	43.42	54.00	-10.58	28.21	15.21	Average	100	80
7	11180.00	56.57	74.00	-17.43	41.36	15.21	Peak	100	80
8	16770.00	59.36	68.20	-8.84	42.53	16.83	Peak	100	30

Note 1: Emission Level (dBuV/m) = SA Reading (dBuV/m) + Factor* (dB)
*Factor includes antenna factor , cable loss and amplifier gain
Note 2: Margin (dB) = Emission level (dBuV/m) – Limit (dBuV/m).

Modulation	VHT40	Test Freq. (MHz)	5590
Polarization	Vertical		

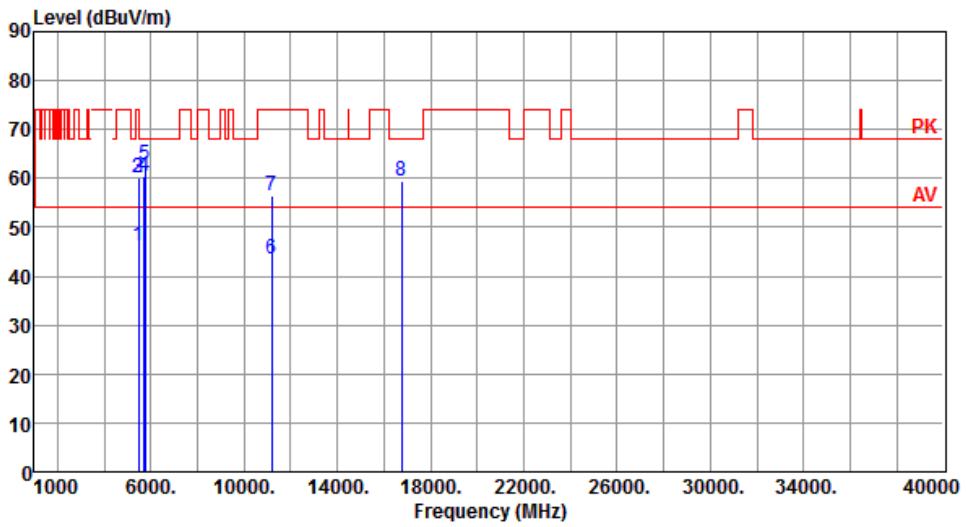

	Freq. MHz	Emission level dBuV/m	Limit dBuV/m	Margin dB	SA reading dBuV	Factor dB	Remark	ANT High cm	Turn Table deg
1	5460.00	46.17	54.00	-7.83	40.25	5.92	Average	100	114
2	5460.00	60.03	74.00	-13.97	54.11	5.92	Peak	100	114
3	5470.00	60.22	68.20	-7.98	54.26	5.96	Peak	100	114
4	5725.00	60.55	68.20	-7.65	54.26	6.29	Peak	100	114
5	5750.00	62.88	68.20	-5.32	56.54	6.34	Peak	100	113
6	11180.00	43.66	54.00	-10.34	28.45	15.21	Average	100	90
7	11180.00	56.50	74.00	-17.50	41.29	15.21	Peak	100	90
8	16770.00	59.39	68.20	-8.81	42.56	16.83	Peak	100	20

Note 1: Emission Level (dBuV/m) = SA Reading (dBuV/m) + Factor* (dB)
*Factor includes antenna factor , cable loss and amplifier gain
Note 2: Margin (dB) = Emission level (dBuV/m) – Limit (dBuV/m).

Modulation	VHT40	Test Freq. (MHz)	5670
Polarization	Horizontal		

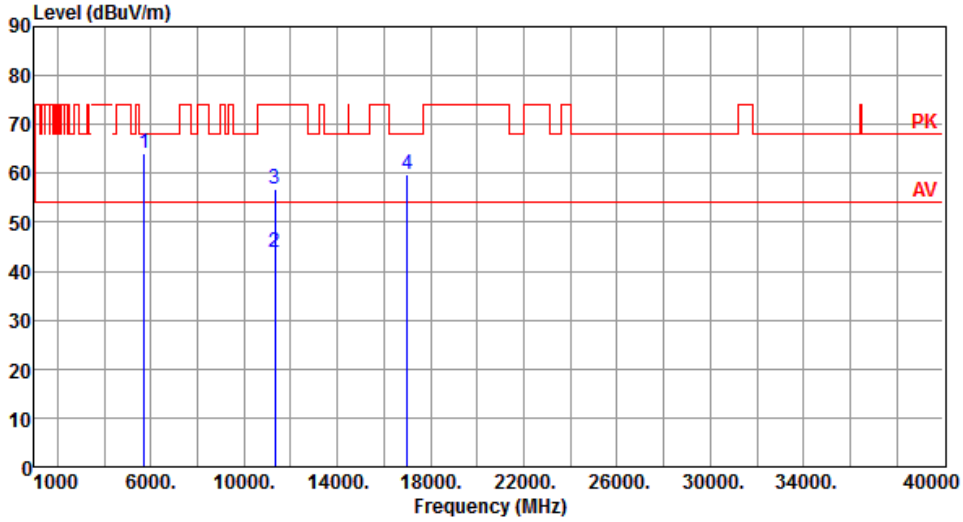

	Freq. MHz	Emission level dBuV/m	Limit dBuV/m	Margin dB	SA reading dBuV	Factor dB	Remark	ANT High cm	Turn Table deg
1	5725.00	64.15	68.20	-4.05	57.86	6.29	Peak	100	65
2	11340.00	44.00	54.00	-10.00	28.69	15.31	Average	100	40
3	11340.00	56.63	74.00	-17.37	41.32	15.31	Peak	100	40
4	17010.00	59.68	68.20	-8.52	42.56	17.12	Peak	100	90

Note 1: Emission Level (dBuV/m) = SA Reading (dBuV/m) + Factor* (dB)
*Factor includes antenna factor , cable loss and amplifier gain
Note 2: Margin (dB) = Emission level (dBuV/m) – Limit (dBuV/m).

Modulation	VHT40	Test Freq. (MHz)	5670
Polarization	Vertical		

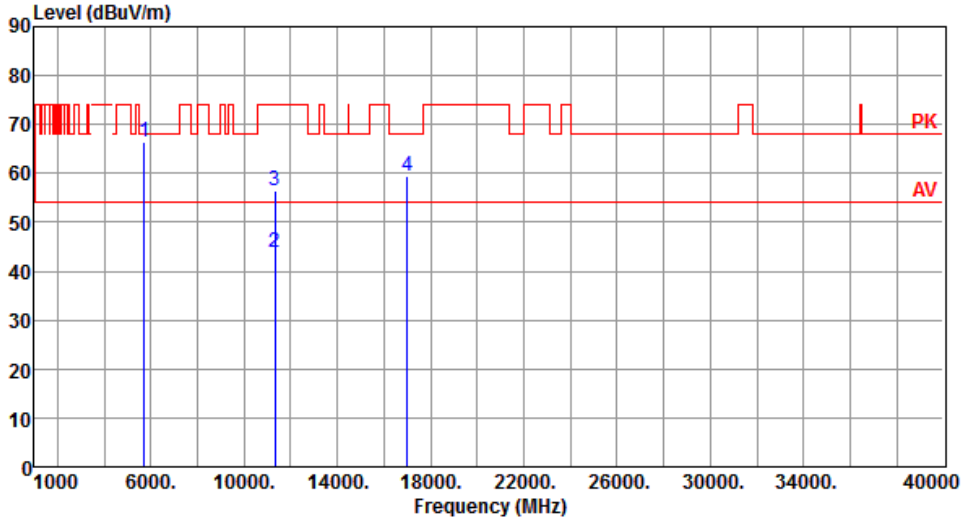

	Freq. MHz	Emission level dBuV/m	Limit dBuV/m	Margin dB	SA reading dBuV	Factor dB	Remark	ANT High cm	Turn Table deg
1	5725.00	66.35	68.20	-1.85	60.06	6.29	Peak	110	119
2	11340.00	43.77	54.00	-10.23	28.46	15.31	Average	100	30
3	11340.00	56.52	74.00	-17.48	41.21	15.31	Peak	100	30
4	17010.00	59.43	68.20	-8.77	42.31	17.12	Peak	100	25

Note 1: Emission Level (dBuV/m) = SA Reading (dBuV/m) + Factor* (dB)
*Factor includes antenna factor , cable loss and amplifier gain
Note 2: Margin (dB) = Emission level (dBuV/m) – Limit (dBuV/m).

Modulation	VHT40	Test Freq. (MHz)	5710
Polarization	Horizontal		

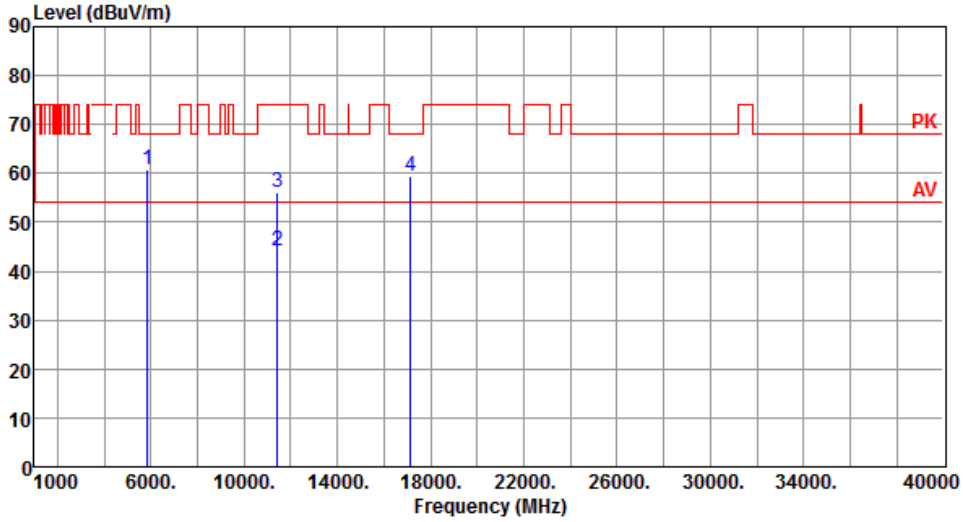

	Freq. MHz	Emission level dBuV/m	Limit dBuV/m	Margin dB	SA reading dBuV	Factor dB	Remark	ANT High cm	Turn Table deg
1	5850.00	60.72	68.20	-7.48	54.05	6.67	Peak	100	59
2	11420.00	44.04	54.00	-9.96	28.68	15.36	Average	100	35
3	11420.00	56.05	74.00	-17.95	40.69	15.36	Peak	100	35
4	17130.00	59.41	68.20	-8.79	42.54	16.87	Peak	100	60

Note 1: Emission Level (dBuV/m) = SA Reading (dBuV/m) + Factor* (dB)
*Factor includes antenna factor , cable loss and amplifier gain
Note 2: Margin (dB) = Emission level (dBuV/m) – Limit (dBuV/m).

Modulation	VHT40	Test Freq. (MHz)	5710
Polarization	Vertical		

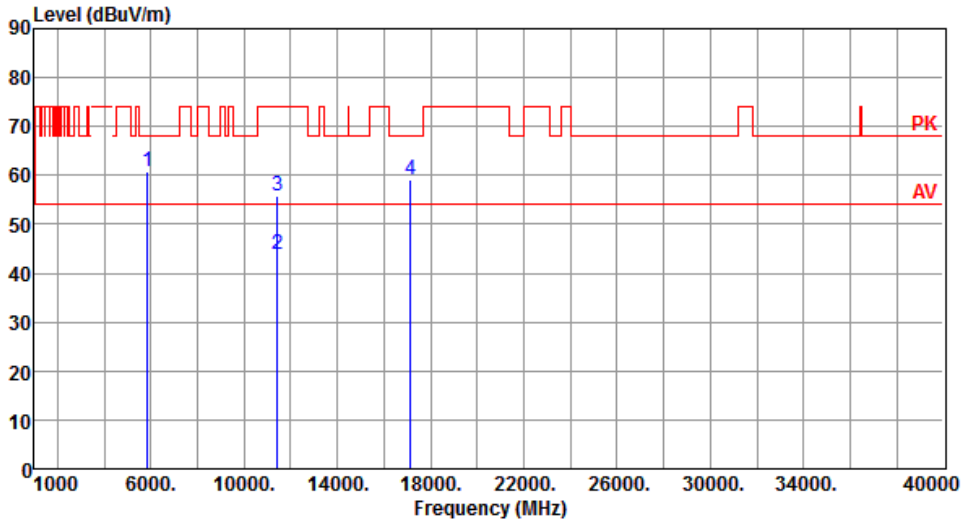

	Freq. MHz	Emission level dBuV/m	Limit dBuV/m	Margin dB	SA reading dBuV	Factor dB	Remark	ANT High cm	Turn Table deg
1	5850.00	60.93	68.20	-7.27	54.26	6.67	Peak	105	115
2	11420.00	43.93	54.00	-10.07	28.57	15.36	Average	100	40
3	11420.00	55.92	74.00	-18.08	40.56	15.36	Peak	100	40
4	17130.00	59.02	68.20	-9.18	42.15	16.87	Peak	100	25

Note 1: Emission Level (dBuV/m) = SA Reading (dBuV/m) + Factor* (dB)
*Factor includes antenna factor , cable loss and amplifier gain
Note 2: Margin (dB) = Emission level (dBuV/m) – Limit (dBuV/m).

Modulation	VHT40	Test Freq. (MHz)	5755
Polarization	Horizontal		

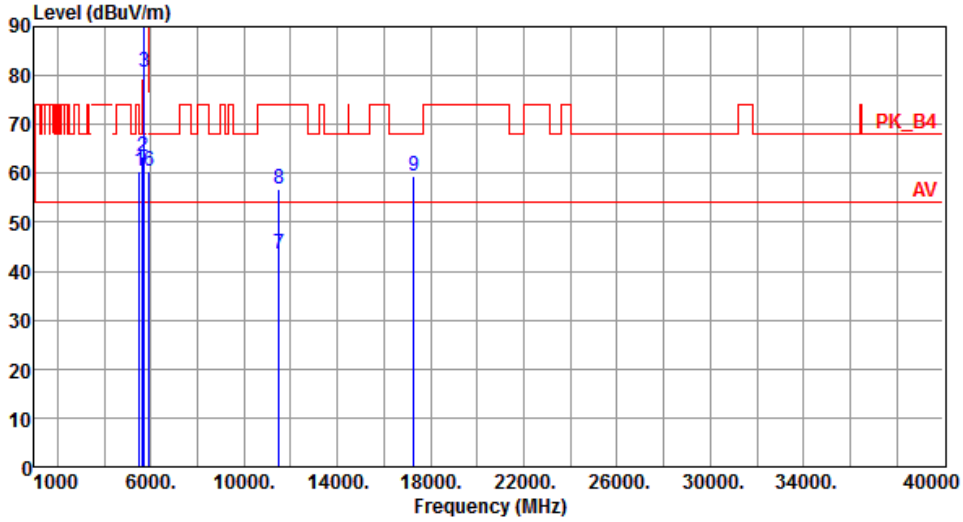

	Freq. MHz	Emission level dBuV/m	Limit dBuV/m	Margin dB	SA reading dBuV	Factor dB	Remark	ANT High cm	Turn Table deg
1	5515.00	60.34	68.20	-7.86	54.28	6.06	Peak	119	85
2	5650.00	63.48	68.20	-4.72	57.57	5.91	Peak	119	85
3	5700.00	80.54	105.20	-24.66	74.31	6.23	Peak	119	85
4	5720.00	91.56	110.80	-19.24	85.28	6.28	Peak	119	85
5	5725.00	91.60	122.20	-30.60	85.31	6.29	Peak	119	85
6	5925.00	60.40	68.20	-7.80	53.58	6.82	Peak	119	85
7	11510.00	43.57	54.00	-10.43	28.12	15.45	Average	100	5
8	11510.00	56.84	74.00	-17.16	41.39	15.45	Peak	100	5
9	17265.00	59.38	68.20	-8.82	42.27	17.11	Peak	100	30

Note 1: Emission Level (dBuV/m) = SA Reading (dBuV/m) + Factor* (dB)
*Factor includes antenna factor , cable loss and amplifier gain
Note 2: Margin (dB) = Emission level (dBuV/m) – Limit (dBuV/m).

Modulation	VHT40	Test Freq. (MHz)	5755
Polarization	Vertical		

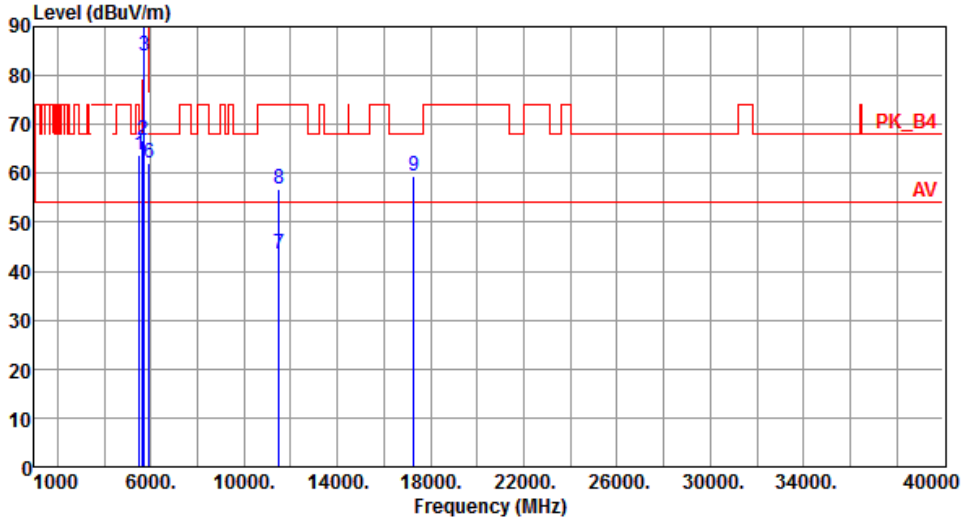

	Freq. MHz	Emission level dBuV/m	Limit dBuV/m	Margin dB	SA reading dBuV	Factor dB	Remark	ANT High cm	Turn Table deg
1	5515.00	63.65	68.20	-4.55	57.59	6.06	Peak	100	111
2	5650.00	66.76	68.20	-1.44	60.85	5.91	Peak	100	111
3	5700.00	83.95	105.20	-21.25	77.72	6.23	Peak	100	111
4	5720.00	95.60	110.80	-15.20	89.32	6.28	Peak	100	111
5	5725.00	95.37	122.20	-26.83	89.08	6.29	Peak	100	111
6	5925.00	62.08	68.20	-6.12	55.26	6.82	Peak	100	111
7	11510.00	43.61	54.00	-10.39	28.16	15.45	Average	100	50
8	11510.00	56.79	74.00	-17.21	41.34	15.45	Peak	100	50
9	17265.00	59.40	68.20	-8.80	42.29	17.11	Peak	100	85

Note 1: Emission Level (dBuV/m) = SA Reading (dBuV/m) + Factor* (dB)
*Factor includes antenna factor , cable loss and amplifier gain
Note 2: Margin (dB) = Emission level (dBuV/m) – Limit (dBuV/m).

Modulation	VHT40	Test Freq. (MHz)	5795
Polarization	Horizontal		

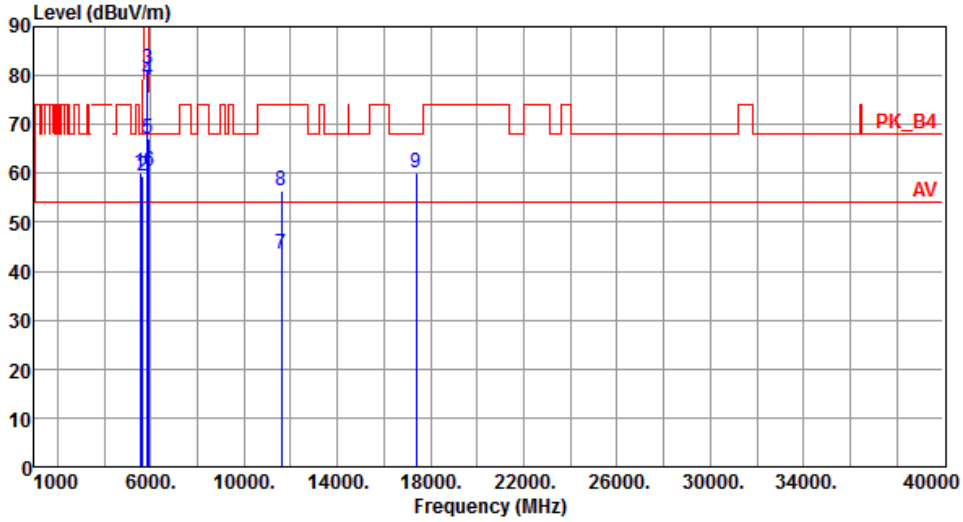

	Freq. MHz	Emission level dBuV/m	Limit dBuV/m	Margin dB	SA reading dBuV	Factor dB	Remark	ANT High cm	Turn Table deg
1	5555.00	60.26	68.20	-7.94	54.27	5.99	Peak	115	89
2	5650.00	59.60	68.20	-8.60	53.69	5.91	Peak	115	89
3	5850.00	81.29	122.20	-40.91	74.62	6.67	Peak	115	89
4	5855.00	78.99	110.80	-31.81	72.31	6.68	Peak	115	89
5	5875.00	66.98	105.20	-38.22	60.26	6.72	Peak	115	89
6	5925.00	60.39	68.20	-7.81	53.57	6.82	Peak	115	89
7	11590.00	43.52	54.00	-10.48	28.26	15.26	Average	100	80
8	11590.00	56.59	74.00	-17.41	41.33	15.26	Peak	100	80
9	17385.00	60.02	68.20	-8.18	42.21	17.81	Peak	100	70

Note 1: Emission Level (dBuV/m) = SA Reading (dBuV/m) + Factor* (dB)
*Factor includes antenna factor , cable loss and amplifier gain
Note 2: Margin (dB) = Emission level (dBuV/m) – Limit (dBuV/m).

Modulation	VHT40	Test Freq. (MHz)	5795
Polarization	Vertical		

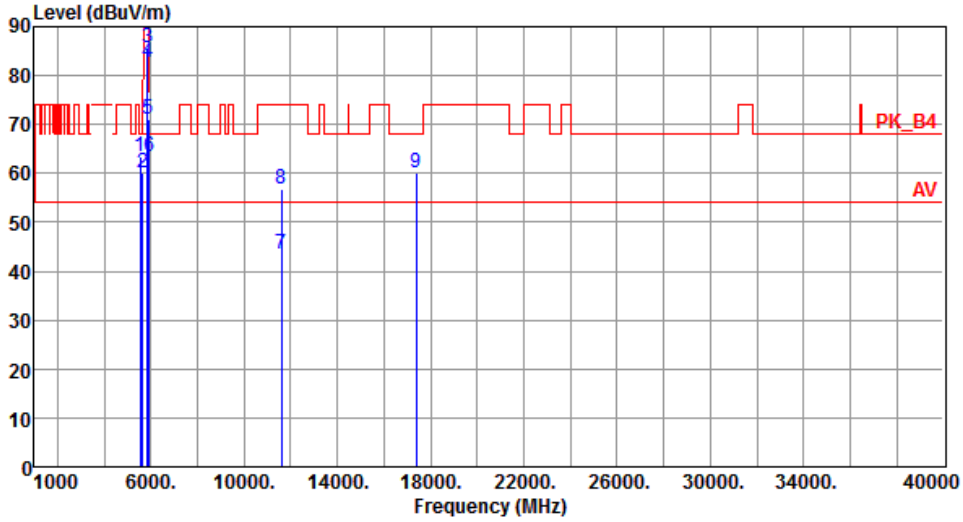

	Freq. MHz	Emission level dBuV/m	Limit dBuV/m	Margin dB	SA reading dBuV	Factor dB	Remark	ANT High cm	Turn Table deg
1	5555.00	63.30	68.20	-4.90	57.31	5.99	Peak	100	105
2	5650.00	60.26	68.20	-7.94	54.35	5.91	Peak	100	103
3	5850.00	85.54	122.20	-36.66	78.87	6.67	Peak	100	103
4	5855.00	82.76	110.80	-28.04	76.08	6.68	Peak	100	103
5	5875.00	71.12	105.20	-34.08	64.40	6.72	Peak	100	103
6	5925.00	63.31	68.20	-4.89	56.49	6.82	Peak	100	103
7	11590.00	43.44	54.00	-10.56	28.18	15.26	Average	100	30
8	11590.00	56.68	74.00	-17.32	41.42	15.26	Peak	100	30
9	17385.00	60.00	68.20	-8.20	42.19	17.81	Peak	100	25

Note 1: Emission Level (dBuV/m) = SA Reading (dBuV/m) + Factor* (dB)
*Factor includes antenna factor , cable loss and amplifier gain
Note 2: Margin (dB) = Emission level (dBuV/m) – Limit (dBuV/m).

3.5.8 Transmitter Radiated Unwanted Emissions (Above 1GHz) for VHT80

Modulation	VHT80	**Test Freq. (MHz)**	5210
Polarization	Horizontal		

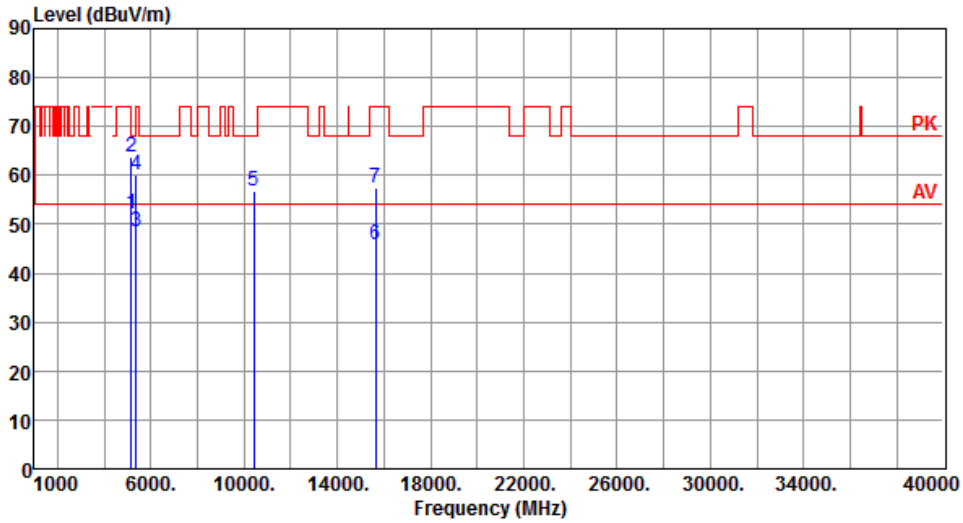

	Freq. MHz	Emission level dBuV/m	Limit dBuV/m	Margin dB	SA reading dBuV	Factor dB	Remark	ANT High cm	Turn Table deg
1	5150.00	52.19	54.00	-1.81	46.24	5.95	Average	114	50
2	5150.00	63.84	74.00	-10.16	57.89	5.95	Peak	114	50
3	5350.00	48.57	54.00	-5.43	43.17	5.40	Average	114	50
4	5350.00	60.19	74.00	-13.81	54.79	5.40	Peak	114	50
5	10420.00	56.89	68.20	-11.31	41.57	15.32	Peak	100	90
6	15630.00	45.70	54.00	-8.30	30.26	15.44	Average	100	80
7	15630.00	57.59	74.00	-16.41	42.15	15.44	Peak	100	80

Note 1: Emission Level (dBuV/m) = SA Reading (dBuV/m) + Factor* (dB)
*Factor includes antenna factor , cable loss and amplifier gain
Note 2: Margin (dB) = Emission level (dBuV/m) – Limit (dBuV/m).

Modulation	VHT80	Test Freq. (MHz)	5210
Polarization	Vertical		

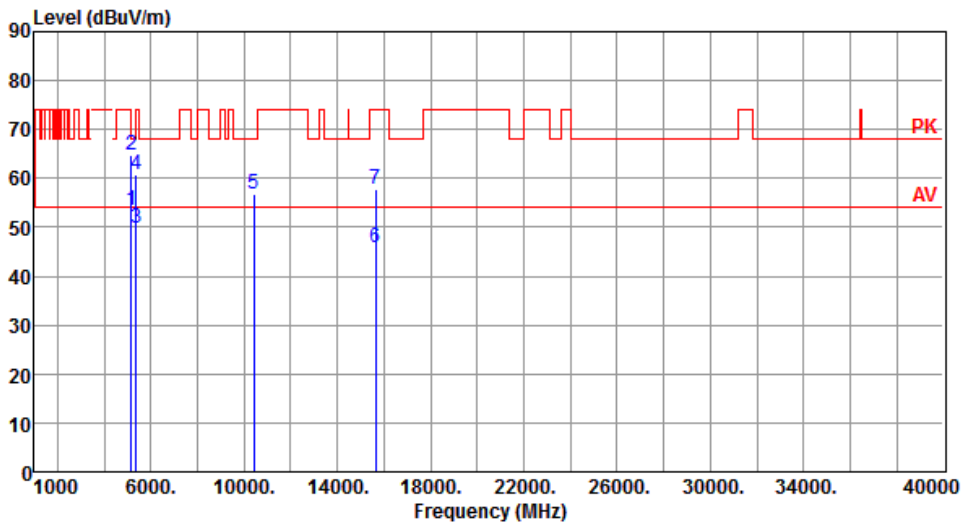

	Freq. MHz	Emission level dBuV/m	Limit dBuV/m	Margin dB	SA reading dBuV	Factor dB	Remark	ANT High cm	Turn Table deg
1	5150.00	53.57	54.00	-0.43	47.62	5.95	Average	100	339
2	5150.00	64.72	74.00	-9.28	58.77	5.95	Peak	100	339
3	5350.00	49.94	54.00	-4.06	44.54	5.40	Average	100	339
4	5350.00	60.75	74.00	-13.25	55.35	5.40	Peak	100	339
5	10420.00	56.92	68.20	-11.28	41.60	15.32	Peak	100	40
6	15630.00	45.86	54.00	-8.14	30.42	15.44	Average	100	100
7	15630.00	57.72	74.00	-16.28	42.28	15.44	Peak	100	100

Note 1: Emission Level (dBuV/m) = SA Reading (dBuV/m) + Factor* (dB)
*Factor includes antenna factor , cable loss and amplifier gain
Note 2: Margin (dB) = Emission level (dBuV/m) – Limit (dBuV/m).

Modulation	VHT80	Test Freq. (MHz)	5290
Polarization	Horizontal		

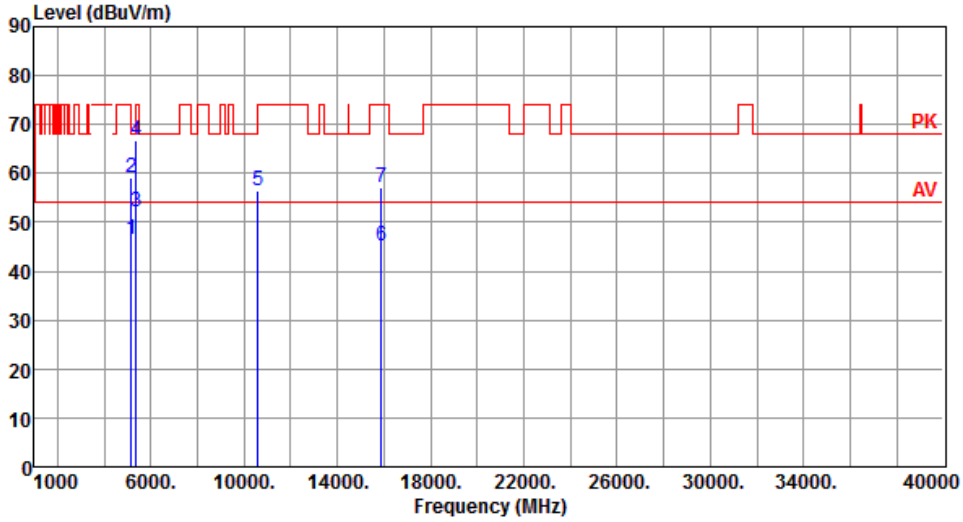

	Freq. MHz	Emission level dBuV/m	Limit dBuV/m	Margin dB	SA reading dBuV	Factor dB	Remark	ANT High cm	Turn Table deg
1	5150.00	46.64	54.00	-7.36	40.69	5.95	Average	105	68
2	5150.00	59.20	74.00	-14.80	53.25	5.95	Peak	105	68
3	5350.00	52.18	54.00	-1.82	46.78	5.40	Average	105	68
4	5350.00	66.75	74.00	-7.25	61.35	5.40	Peak	105	68
5	10580.00	56.62	68.20	-11.58	41.24	15.38	Peak	100	20
6	15870.00	45.02	54.00	-8.98	30.14	14.88	Average	100	80
7	15870.00	57.24	74.00	-16.76	42.36	14.88	Peak	100	80

Note 1: Emission Level (dBuV/m) = SA Reading (dBuV/m) + Factor* (dB)
*Factor includes antenna factor , cable loss and amplifier gain
Note 2: Margin (dB) = Emission level (dBuV/m) – Limit (dBuV/m).

Modulation	VHT80	Test Freq. (MHz)	5290
Polarization	Vertical		

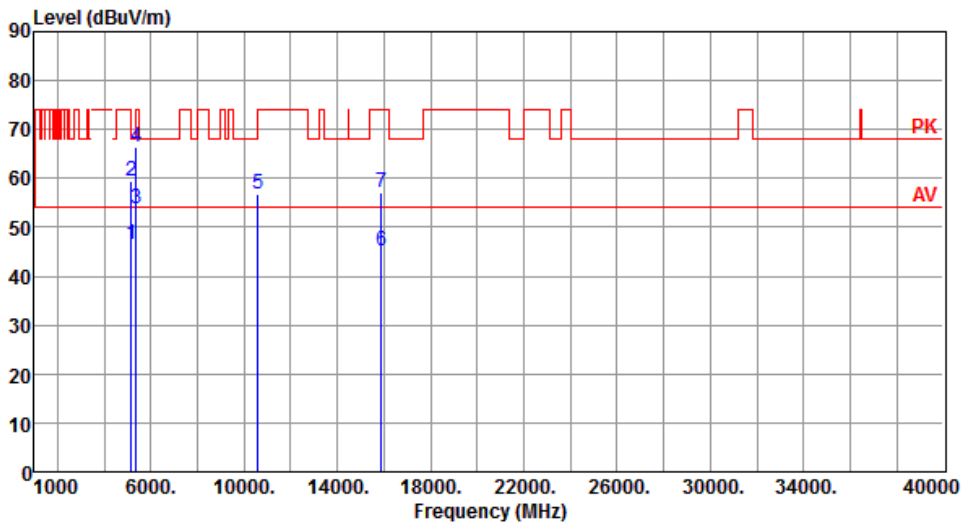

	Freq. MHz	Emission level dBuV/m	Limit dBuV/m	Margin dB	SA reading dBuV	Factor dB	Remark	ANT High cm	Turn Table deg
1	5150.00	46.61	54.00	-7.39	40.66	5.95	Average	100	1
2	5150.00	59.41	74.00	-14.59	53.46	5.95	Peak	100	1
3	5350.00	53.71	54.00	-0.29	48.31	5.40	Average	100	1
4	5350.00	66.52	74.00	-7.48	61.12	5.40	Peak	100	1
5	10580.00	56.93	68.20	-11.27	41.55	15.38	Peak	100	70
6	15870.00	45.13	54.00	-8.87	30.25	14.88	Average	100	90
7	15870.00	57.16	74.00	-16.84	42.28	14.88	Peak	100	90

Note 1: Emission Level (dBuV/m) = SA Reading (dBuV/m) + Factor* (dB)
*Factor includes antenna factor , cable loss and amplifier gain
Note 2: Margin (dB) = Emission level (dBuV/m) – Limit (dBuV/m).

Modulation	VHT80	Test Freq. (MHz)	5530
Polarization	Horizontal		

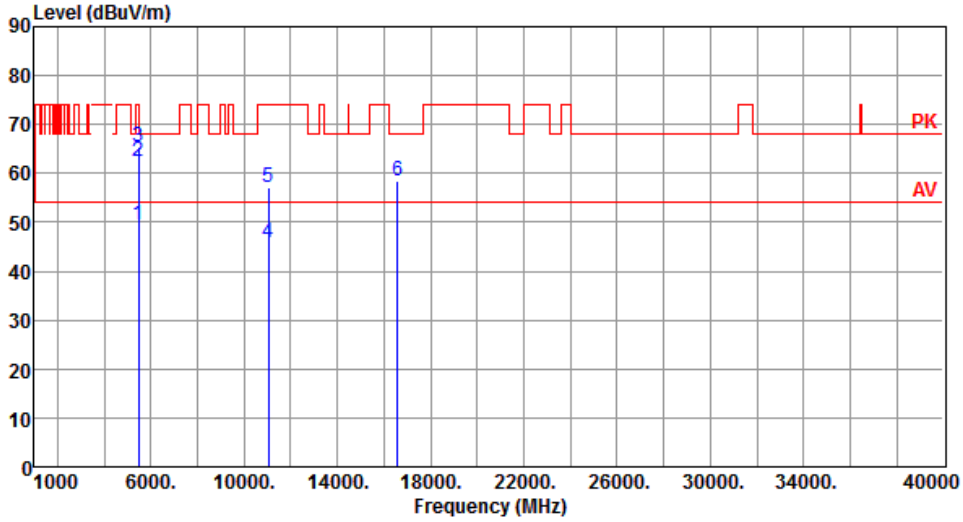

	Freq. MHz	Emission level dBuV/m	Limit dBuV/m	Margin dB	SA reading dBuV	Factor dB	Remark	ANT High cm	Turn Table deg
1	5460.00	49.41	54.00	-4.59	43.49	5.92	Average	100	73
2	5460.00	62.27	74.00	-11.73	56.35	5.92	Peak	100	73
3	5470.00	65.46	68.20	-2.74	59.50	5.96	Peak	100	73
4	11060.00	45.75	54.00	-8.25	30.27	15.48	Average	100	60
5	11060.00	57.07	74.00	-16.93	41.59	15.48	Peak	100	60
6	16590.00	58.54	68.20	-9.66	42.47	16.07	Peak	100	50

Note 1: Emission Level (dBuV/m) = SA Reading (dBuV/m) + Factor* (dB)
*Factor includes antenna factor , cable loss and amplifier gain
Note 2: Margin (dB) = Emission level (dBuV/m) – Limit (dBuV/m).

Modulation	VHT80	Test Freq. (MHz)	5530
Polarization	Vertical		

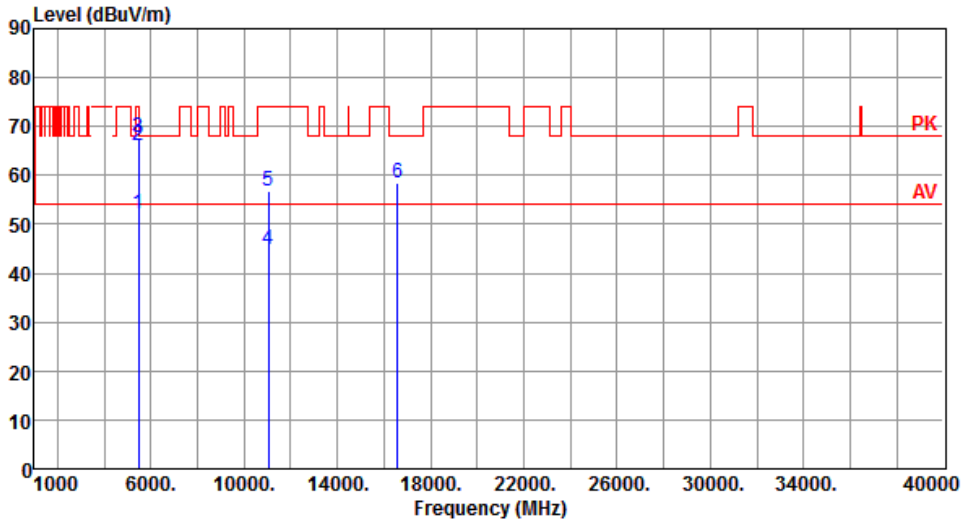

	Freq. MHz	Emission level dBuV/m	Limit dBuV/m	Margin dB	SA reading dBuV	Factor dB	Remark	ANT High cm	Turn Table deg
1	5460.00	52.30	54.00	-1.70	46.38	5.92	Average	117	345
2	5460.00	66.06	74.00	-7.94	60.14	5.92	Peak	117	345
3	5470.00	67.87	68.20	-0.33	61.91	5.96	Peak	117	345
4	11060.00	44.93	54.00	-9.07	29.45	15.48	Average	100	50
5	11060.00	56.69	74.00	-17.31	41.21	15.48	Peak	100	50
6	16590.00	58.54	68.20	-9.66	42.47	16.07	Peak	100	20

Note 1: Emission Level (dBuV/m) = SA Reading (dBuV/m) + Factor* (dB)
*Factor includes antenna factor , cable loss and amplifier gain
Note 2: Margin (dB) = Emission level (dBuV/m) – Limit (dBuV/m).

Modulation	VHT80	Test Freq. (MHz)	5610
Polarization	Horizontal		

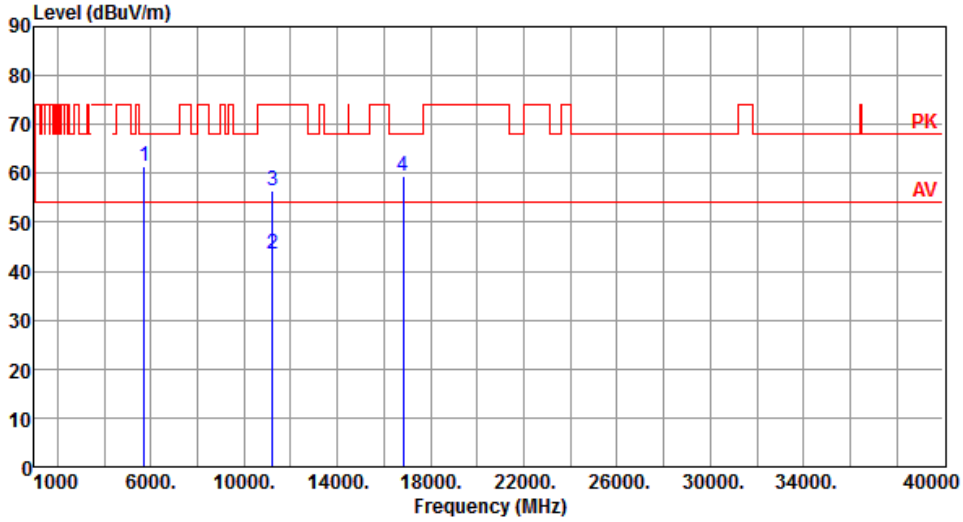

	Freq. MHz	Emission level dBuV/m	Limit dBuV/m	Margin dB	SA reading dBuV	Factor dB	Remark	ANT High cm	Turn Table deg
1	5725.00	61.30	68.20	-6.90	55.01	6.29	Peak	100	45
2	11220.00	43.49	54.00	-10.51	28.31	15.18	Average	100	25
3	11220.00	56.60	74.00	-17.40	41.42	15.18	Peak	100	25
4	16830.00	59.33	68.20	-8.87	42.55	16.78	Peak	100	60

Note 1: Emission Level (dBuV/m) = SA Reading (dBuV/m) + Factor* (dB)
*Factor includes antenna factor , cable loss and amplifier gain
Note 2: Margin (dB) = Emission level (dBuV/m) – Limit (dBuV/m).

Modulation	VHT80	Test Freq. (MHz)	5610
Polarization	Vertical		

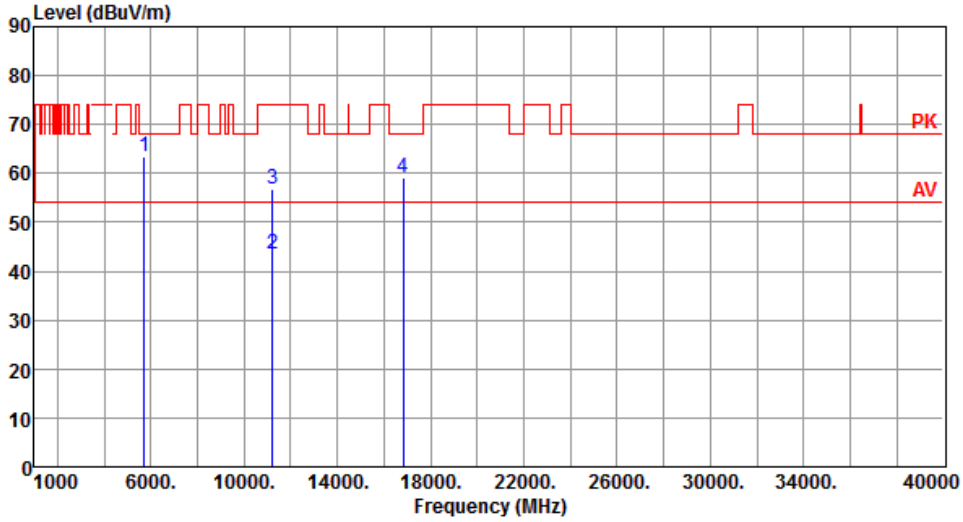

	Freq. MHz	Emission level dBuV/m	Limit dBuV/m	Margin dB	SA reading dBuV	Factor dB	Remark	ANT High cm	Turn Table deg
1	5725.00	63.38	68.20	-4.82	57.09	6.29	Peak	100	113
2	11220.00	43.63	54.00	-10.37	28.45	15.18	Average	100	30
3	11220.00	56.76	74.00	-17.24	41.58	15.18	Peak	100	30
4	16830.00	59.25	68.20	-8.95	42.47	16.78	Peak	100	50

Note 1: Emission Level (dBuV/m) = SA Reading (dBuV/m) + Factor* (dB)
*Factor includes antenna factor , cable loss and amplifier gain
Note 2: Margin (dB) = Emission level (dBuV/m) – Limit (dBuV/m).

Modulation	VHT80	Test Freq. (MHz)	5690
Polarization	Horizontal		

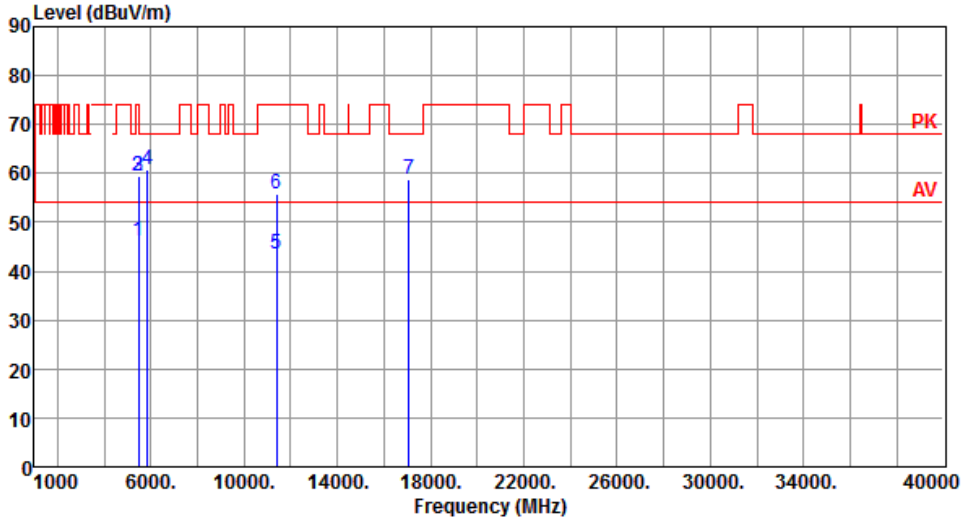

	Freq. MHz	Emission level dBuV/m	Limit dBuV/m	Margin dB	SA reading dBuV	Factor dB	Remark	ANT High cm	Turn Table deg
1	5460.00	46.27	54.00	-7.73	40.35	5.92	Average	100	56
2	5460.00	59.56	74.00	-14.44	53.64	5.92	Peak	100	56
3	5470.00	59.50	68.20	-8.70	53.54	5.96	Peak	100	56
4	5850.00	60.73	68.20	-7.47	54.06	6.67	Peak	100	56
5	11380.00	43.56	54.00	-10.44	28.24	15.32	Average	100	30
6	11380.00	55.88	74.00	-18.12	40.56	15.32	Peak	100	30
7	17070.00	58.65	68.20	-9.55	41.69	16.96	Peak	100	60

Note 1: Emission Level (dBuV/m) = SA Reading (dBuV/m) + Factor* (dB)
*Factor includes antenna factor , cable loss and amplifier gain
Note 2: Margin (dB) = Emission level (dBuV/m) – Limit (dBuV/m).

Modulation	VHT80	Test Freq. (MHz)	5690
Polarization	Vertical		

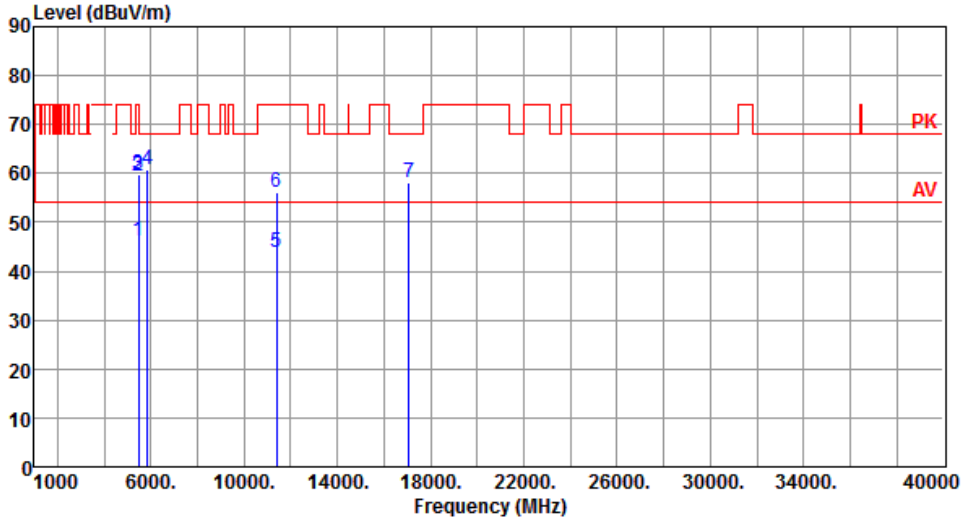

	Freq. MHz	Emission level dBuV/m	Limit dBuV/m	Margin dB	SA reading dBuV	Factor dB	Remark	ANT High cm	Turn Table deg
1	5460.00	46.17	54.00	-7.83	40.25	5.92	Average	100	115
2	5460.00	59.36	74.00	-14.64	53.44	5.92	Peak	100	115
3	5470.00	59.65	68.20	-8.55	53.69	5.96	Peak	100	115
4	5850.00	60.79	68.20	-7.41	54.12	6.67	Peak	100	115
5	11380.00	43.87	54.00	-10.13	28.55	15.32	Average	100	20
6	11380.00	55.97	74.00	-18.03	40.65	15.32	Peak	100	20
7	17070.00	58.25	68.20	-9.95	41.29	16.96	Peak	100	50

Note 1: Emission Level (dBuV/m) = SA Reading (dBuV/m) + Factor* (dB)
*Factor includes antenna factor , cable loss and amplifier gain
Note 2: Margin (dB) = Emission level (dBuV/m) – Limit (dBuV/m).

Modulation	VHT80	Test Freq. (MHz)	5775
Polarization	Horizontal		

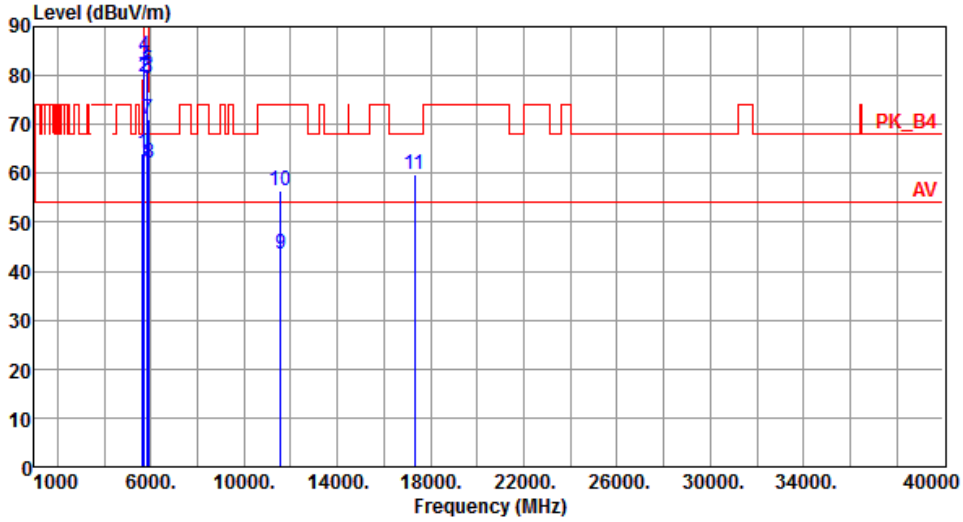

	Freq. MHz	Emission level dBuV/m	Limit dBuV/m	Margin dB	SA reading dBuV	Factor dB	Remark	ANT High cm	Turn Table deg
1	5650.00	64.12	68.20	-4.08	58.21	5.91	Peak	116	84
2	5700.00	79.71	105.20	-25.49	73.48	6.23	Peak	116	84
3	5720.00	81.89	110.80	-28.91	75.61	6.28	Peak	116	84
4	5725.00	83.88	122.20	-38.32	77.59	6.29	Peak	116	84
5	5850.00	80.98	122.20	-41.22	74.31	6.67	Peak	116	84
6	5855.00	79.36	110.80	-31.44	72.68	6.68	Peak	116	84
7	5875.00	70.98	105.20	-34.22	64.26	6.72	Peak	116	84
8	5925.00	62.20	68.20	-6.00	55.38	6.82	Peak	116	84
9	11550.00	43.51	54.00	-10.49	28.16	15.35	Average	100	80
10	11550.00	56.59	74.00	-17.41	41.24	15.35	Peak	100	80
11	17325.00	59.68	68.20	-8.52	42.26	17.42	Peak	100	20

Note 1: Emission Level (dBuV/m) = SA Reading (dBuV/m) + Factor* (dB)
*Factor includes antenna factor , cable loss and amplifier gain
Note 2: Margin (dB) = Emission level (dBuV/m) – Limit (dBuV/m).

Modulation	VHT80	Test Freq. (MHz)	5775
Polarization	Vertical		

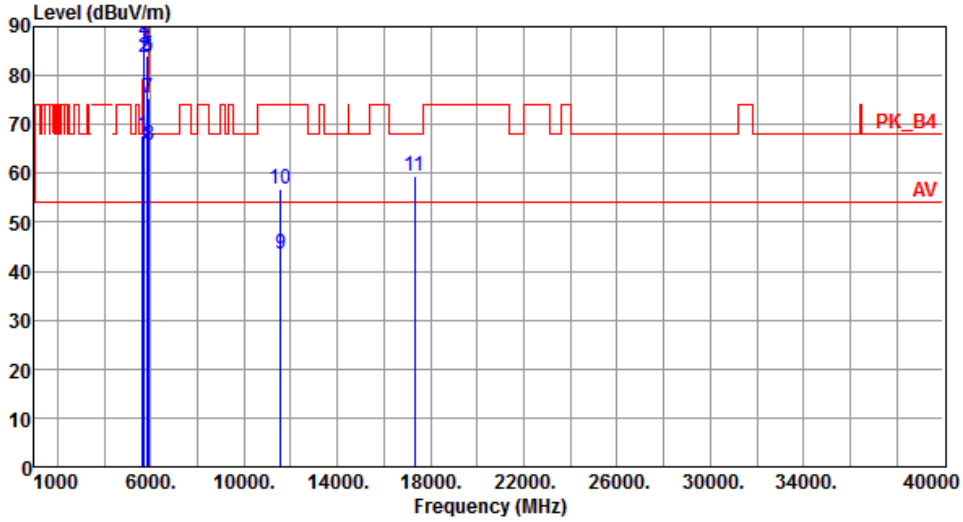

	Freq. MHz	Emission level dBuV/m	Limit dBuV/m	Margin dB	SA reading dBuV	Factor dB	Remark	ANT High cm	Turn Table deg
1	5650.00	67.81	68.20	-0.39	61.90	5.91	Peak	100	112
2	5700.00	83.59	105.20	-21.61	77.36	6.23	Peak	100	112
3	5720.00	85.82	110.80	-24.98	79.54	6.28	Peak	100	112
4	5725.00	86.89	122.20	-35.31	80.60	6.29	Peak	100	112
5	5850.00	83.91	122.20	-38.29	77.24	6.67	Peak	100	112
6	5855.00	83.57	110.80	-27.23	76.89	6.68	Peak	100	112
7	5875.00	75.43	105.20	-29.77	68.71	6.72	Peak	100	112
8	5925.00	65.86	68.20	-2.34	59.04	6.82	Peak	100	112
9	11550.00	43.37	54.00	-10.63	28.02	15.35	Average	100	70
10	11550.00	56.74	74.00	-17.26	41.39	15.35	Peak	100	70
11	17325.00	59.55	68.20	-8.65	42.13	17.42	Peak	100	60

Note 1: Emission Level (dBuV/m) = SA Reading (dBuV/m) + Factor* (dB)
*Factor includes antenna factor , cable loss and amplifier gain
Note 2: Margin (dB) = Emission level (dBuV/m) – Limit (dBuV/m).

Beamforming mode

3.5.9 Transmitter Radiated Unwanted Emissions (Below 1GHz)

Modulation	VHT20	**Test Freq. (MHz)**	5240
Polarization	Horizontal		

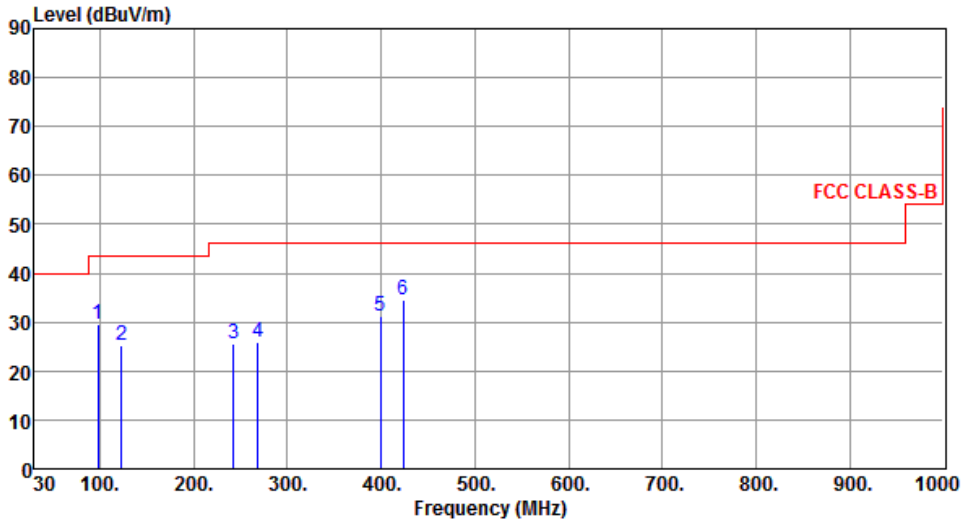

	Freq. MHz	Emission level dBuV/m	Limit dBuV/m	Margin dB	SA reading dBuV	Factor dB	Remark	ANT High cm	Turn Table deg
1	97.85	29.68	43.50	-13.82	43.64	-13.96	Peak	---	---
2	123.10	25.39	43.50	-18.11	36.19	-10.80	Peak	---	---
3	242.39	25.69	46.00	-20.31	35.99	-10.30	Peak	---	---
4	268.58	25.75	46.00	-20.25	35.24	-9.49	Peak	---	---
5	399.61	31.29	46.00	-14.71	37.11	-5.82	Peak	---	---
6	423.75	34.56	46.00	-11.44	39.71	-5.15	Peak	---	---

Note 1: Emission Level (dBuV/m) = SA Reading (dBuV/m) + Factor* (dB)
*Factor includes antenna factor , cable loss and amplifier gain
Note 2: Margin (dB) = Emission level (dBuV/m) – Limit (dBuV/m).
Note 3: All spurious emissions below 30MHz are more than 20 dB below the limit.

Modulation	VHT20	Test Freq. (MHz)	5240
Polarization	Vertical		

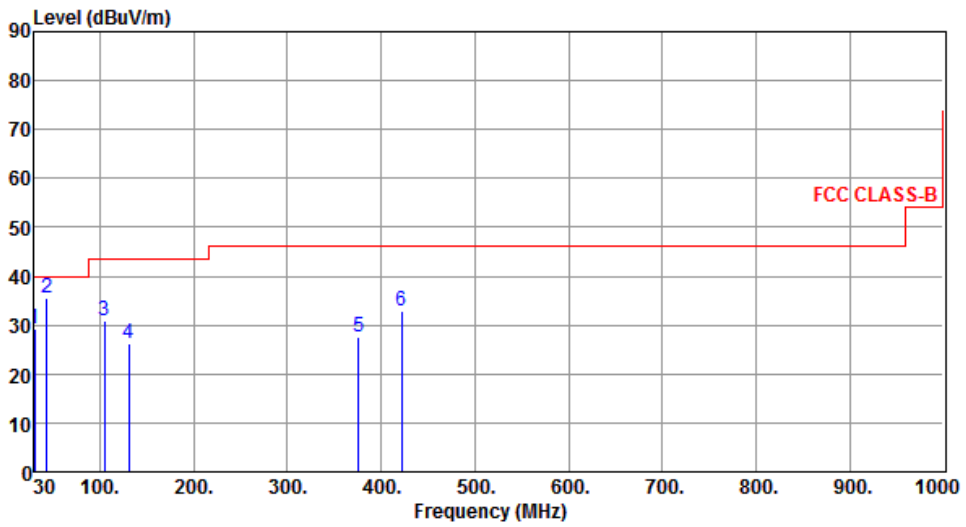

	Freq. MHz	Emission level dBuV/m	Limit dBuV/m	Margin dB	SA reading dBuV	Factor dB	Remark	ANT High cm	Turn Table deg
1	30.05	29.14	40.00	-10.86	39.30	-10.16	Peak	---	---
2	43.62	35.68	40.00	-4.32	44.60	-8.92	Peak	---	---
3	104.55	30.74	43.50	-12.76	43.64	-12.90	Peak	---	---
4	130.79	26.28	43.50	-17.22	36.37	-10.09	Peak	---	---
5	376.29	27.42	46.00	-18.58	33.81	-6.39	Peak	---	---
6	421.79	32.74	46.00	-13.26	37.93	-5.19	Peak	---	---

Note 1: Emission Level (dBuV/m) = SA Reading (dBuV/m) + Factor* (dB)
*Factor includes antenna factor , cable loss and amplifier gain
Note 2: Margin (dB) = Emission level (dBuV/m) – Limit (dBuV/m).
Note 3: All spurious emissions below 30MHz are more than 20 dB below the limit.

Modulation	VHT20	Test Freq. (MHz)	5785
Polarization	Horizontal		

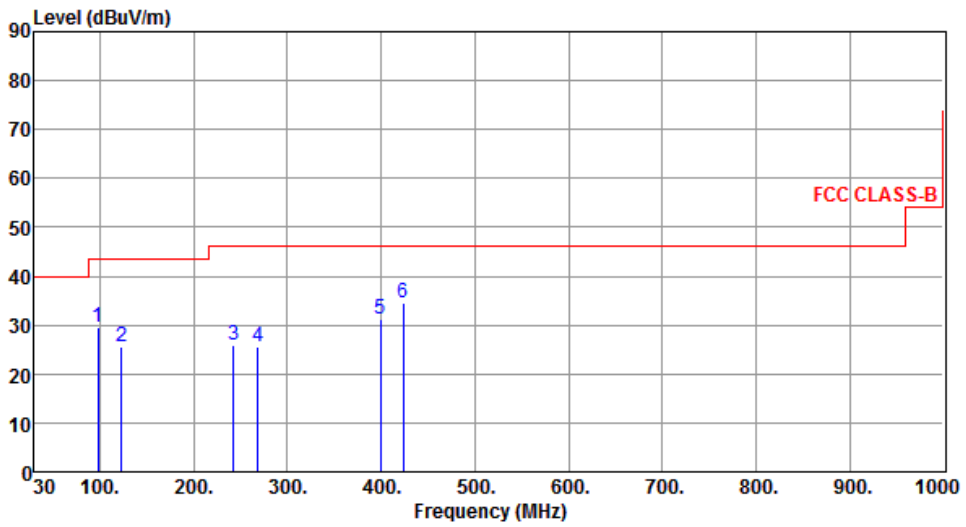

	Freq. MHz	Emission level dBuV/m	Limit dBuV/m	Margin dB	SA reading dBuV	Factor dB	Remark	ANT High cm	Turn Table deg
1	97.79	29.62	43.50	-13.88	43.58	-13.96	Peak	---	---
2	123.33	25.49	43.50	-18.01	36.29	-10.80	Peak	---	---
3	242.42	25.81	46.00	-20.19	36.11	-10.30	Peak	---	---
4	268.49	25.63	46.00	-20.37	35.12	-9.49	Peak	---	---
5	399.49	31.38	46.00	-14.62	37.20	-5.82	Peak	---	---
6	423.69	34.55	46.00	-11.45	39.71	-5.16	Peak	---	---

Note 1: Emission Level (dBuV/m) = SA Reading (dBuV/m) + Factor* (dB)
*Factor includes antenna factor , cable loss and amplifier gain
Note 2: Margin (dB) = Emission level (dBuV/m) – Limit (dBuV/m).
Note 3: All spurious emissions below 30MHz are more than 20 dB below the limit.

Modulation	VHT40	Test Freq. (MHz)	5785
Polarization	Vertical		

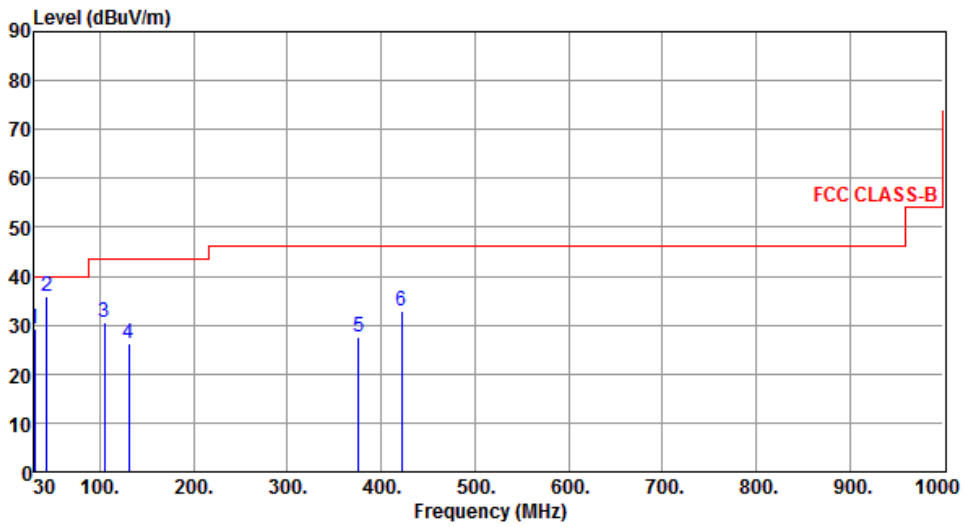

	Freq. MHz	Emission level dBuV/m	Limit dBuV/m	Margin dB	SA reading dBuV	Factor dB	Remark	ANT High cm	Turn Table deg
1	30.12	29.15	40.00	-10.85	39.30	-10.15	Peak	---	---
2	43.59	35.81	40.00	-4.19	44.73	-8.92	Peak	---	---
3	104.61	30.62	43.50	-12.88	43.51	-12.89	Peak	---	---
4	130.85	26.25	43.50	-17.25	36.33	-10.08	Peak	---	---
5	376.25	27.42	46.00	-18.58	33.82	-6.40	Peak	---	---
6	421.63	32.88	46.00	-13.12	38.08	-5.20	Peak	---	---

Note 1: Emission Level (dBuV/m) = SA Reading (dBuV/m) + Factor* (dB)
*Factor includes antenna factor , cable loss and amplifier gain
Note 2: Margin (dB) = Emission level (dBuV/m) – Limit (dBuV/m).
Note 3: All spurious emissions below 30MHz are more than 20 dB below the limit.

3.5.10 Transmitter Radiated Unwanted Emissions (Above 1GHz) for VHT20

Modulation	VHT20	**Test Freq. (MHz)**	5180
Polarization	Horizontal		

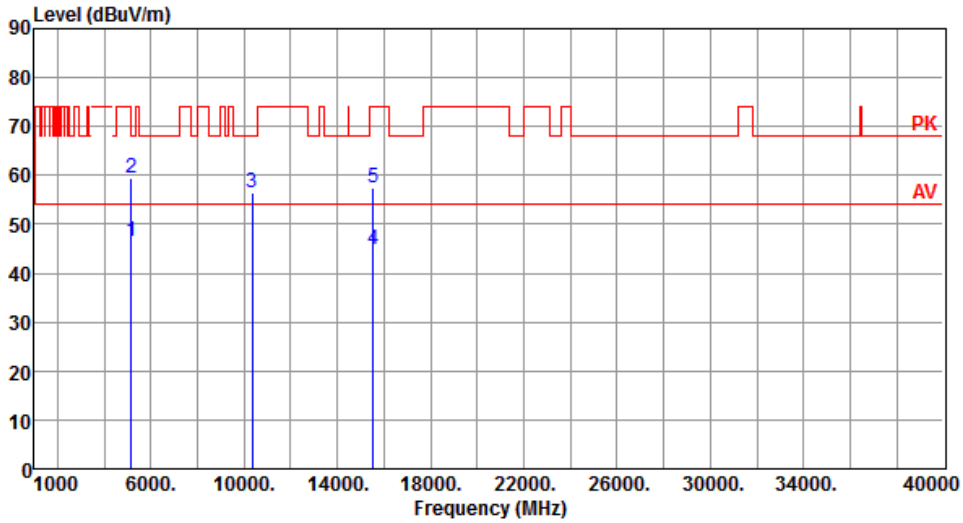

	Freq. MHz	Emission level dBuV/m	Limit dBuV/m	Margin dB	SA reading dBuV	Factor dB	Remark	ANT High cm	Turn Table deg
1	5150.00	46.57	54.00	-7.43	40.62	5.95	Average	115	13
2	5150.00	59.53	74.00	-14.47	53.58	5.95	Peak	115	13
3	10360.00	56.31	68.20	-11.89	41.21	15.10	Peak	100	50
4	15540.00	44.82	54.00	-9.18	29.17	15.65	Average	100	90
5	15540.00	57.33	74.00	-16.67	41.68	15.65	Peak	100	90

Note 1: Emission Level (dBuV/m) = SA Reading (dBuV/m) + Factor* (dB)
*Factor includes antenna factor , cable loss and amplifier gain
Note 2: Margin (dB) = Emission level (dBuV/m) – Limit (dBuV/m).

Modulation	VHT20	Test Freq. (MHz)	5180
Polarization	Vertical		

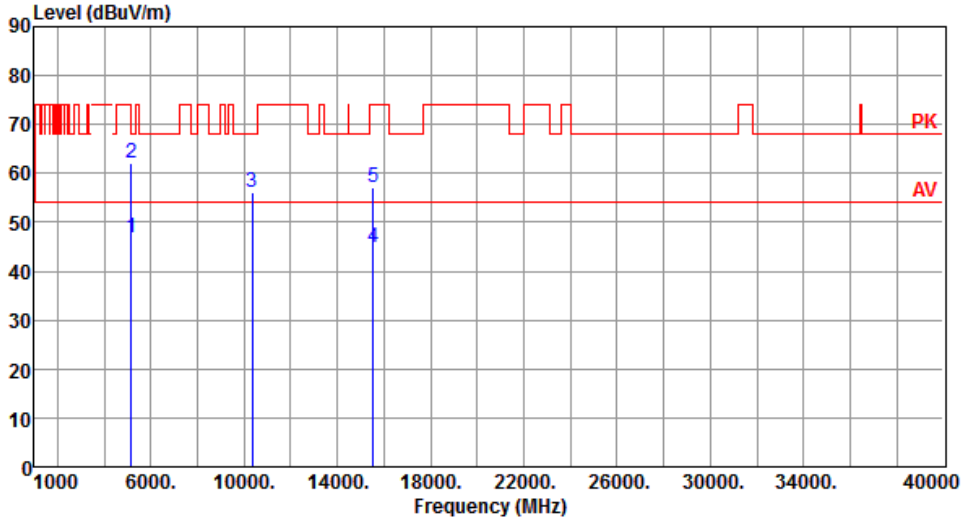

	Freq. MHz	Emission level dBuV/m	Limit dBuV/m	Margin dB	SA reading dBuV	Factor dB	Remark	ANT High cm	Turn Table deg
1	5150.00	46.90	54.00	-7.10	40.95	5.95	Average	116	117
2	5150.00	62.07	74.00	-11.93	56.12	5.95	Peak	116	117
3	10360.00	56.25	68.20	-11.95	41.15	15.10	Peak	100	30
4	15540.00	44.89	54.00	-9.11	29.24	15.65	Average	100	70
5	15540.00	57.19	74.00	-16.81	41.54	15.65	Peak	100	70

Note 1: Emission Level (dBuV/m) = SA Reading (dBuV/m) + Factor* (dB)
*Factor includes antenna factor , cable loss and amplifier gain
Note 2: Margin (dB) = Emission level (dBuV/m) – Limit (dBuV/m).

Modulation	VHT20	Test Freq. (MHz)	5200
Polarization	Horizontal		

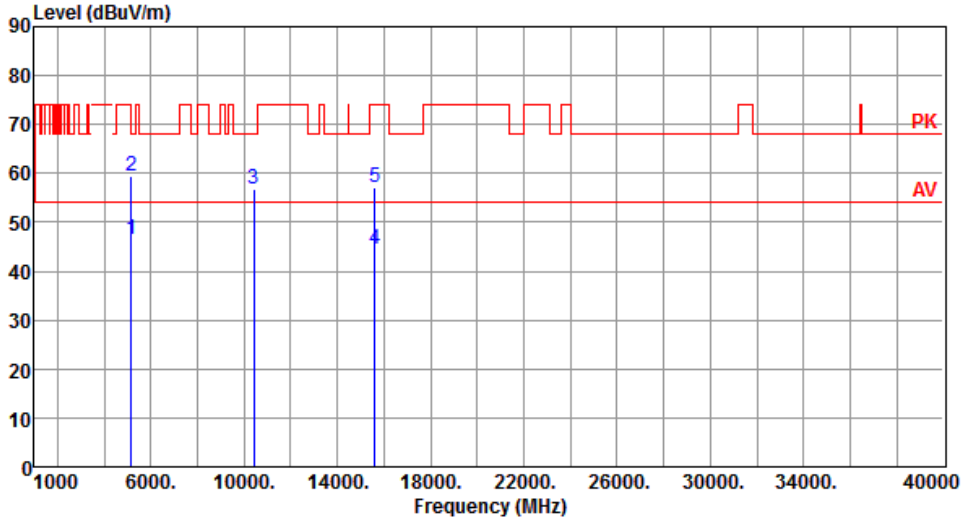

	Freq. MHz	Emission level dBuV/m	Limit dBuV/m	Margin dB	SA reading dBuV	Factor dB	Remark	ANT High cm	Turn Table deg
1	5150.00	46.47	54.00	-7.53	40.52	5.95	Average	100	15
2	5150.00	59.58	74.00	-14.42	53.63	5.95	Peak	100	15
3	10400.00	56.66	68.20	-11.54	41.33	15.33	Peak	100	60
4	15600.00	44.64	54.00	-9.36	29.15	15.49	Average	100	55
5	15600.00	57.06	74.00	-16.94	41.57	15.49	Peak	100	55

Note 1: Emission Level (dBuV/m) = SA Reading (dBuV/m) + Factor* (dB)
*Factor includes antenna factor , cable loss and amplifier gain
Note 2: Margin (dB) = Emission level (dBuV/m) – Limit (dBuV/m).

Modulation	VHT20	Test Freq. (MHz)	5200
Polarization	Vertical		

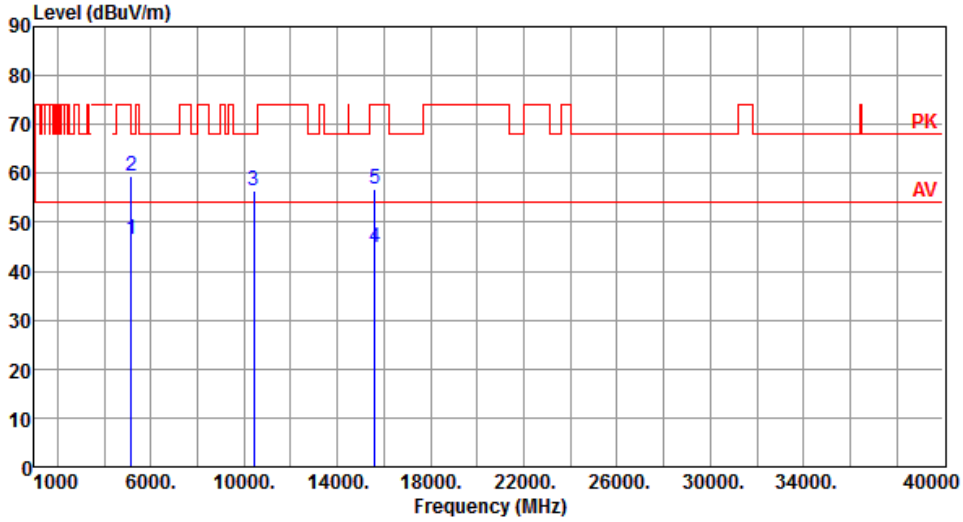

	Freq. MHz	Emission level dBuV/m	Limit dBuV/m	Margin dB	SA reading dBuV	Factor dB	Remark	ANT High cm	Turn Table deg
1	5150.00	46.63	54.00	-7.37	40.68	5.95	Average	100	100
2	5150.00	59.52	74.00	-14.48	53.57	5.95	Peak	100	100
3	10400.00	56.59	68.20	-11.61	41.26	15.33	Peak	100	50
4	15600.00	44.70	54.00	-9.30	29.21	15.49	Average	100	40
5	15600.00	56.78	74.00	-17.22	41.29	15.49	Peak	100	40

Note 1: Emission Level (dBuV/m) = SA Reading (dBuV/m) + Factor* (dB)
*Factor includes antenna factor , cable loss and amplifier gain
Note 2: Margin (dB) = Emission level (dBuV/m) – Limit (dBuV/m).

Modulation	VHT20	Test Freq. (MHz)	5240
Polarization	Horizontal		

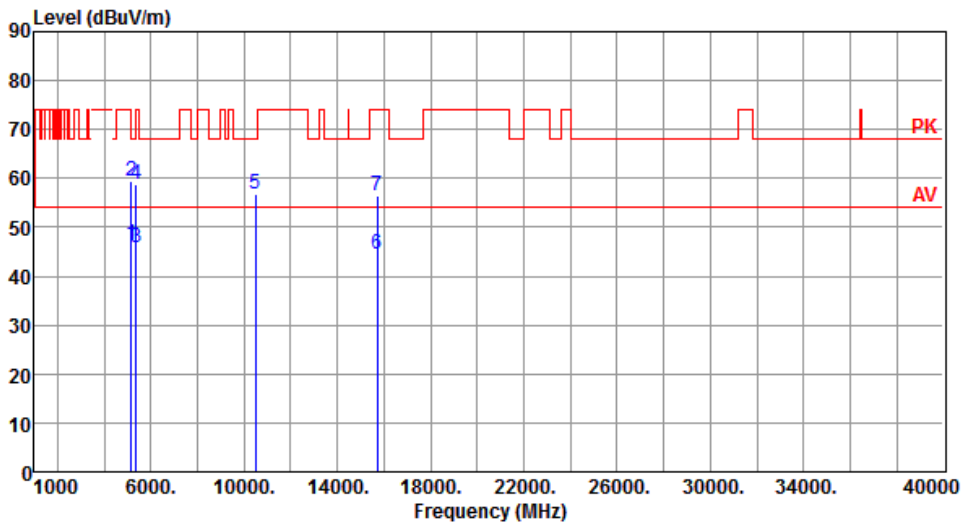

	Freq. MHz	Emission level dBuV/m	Limit dBuV/m	Margin dB	SA reading dBuV	Factor dB	Remark	ANT High cm	Turn Table deg
1	5150.00	46.54	54.00	-7.46	40.59	5.95	Average	125	10
2	5150.00	59.51	74.00	-14.49	53.56	5.95	Peak	125	10
3	5350.00	45.95	54.00	-8.05	40.55	5.40	Average	125	10
4	5350.00	58.82	74.00	-15.18	53.42	5.40	Peak	125	10
5	10480.00	56.74	68.20	-11.46	41.43	15.31	Peak	100	40
6	15720.00	44.37	54.00	-9.63	29.14	15.23	Average	100	30
7	15720.00	56.45	74.00	-17.55	41.22	15.23	Peak	100	30

Note 1: Emission Level (dBuV/m) = SA Reading (dBuV/m) + Factor* (dB)
*Factor includes antenna factor , cable loss and amplifier gain
Note 2: Margin (dB) = Emission level (dBuV/m) – Limit (dBuV/m).

Modulation	VHT20	Test Freq. (MHz)	5240
Polarization	Vertical		

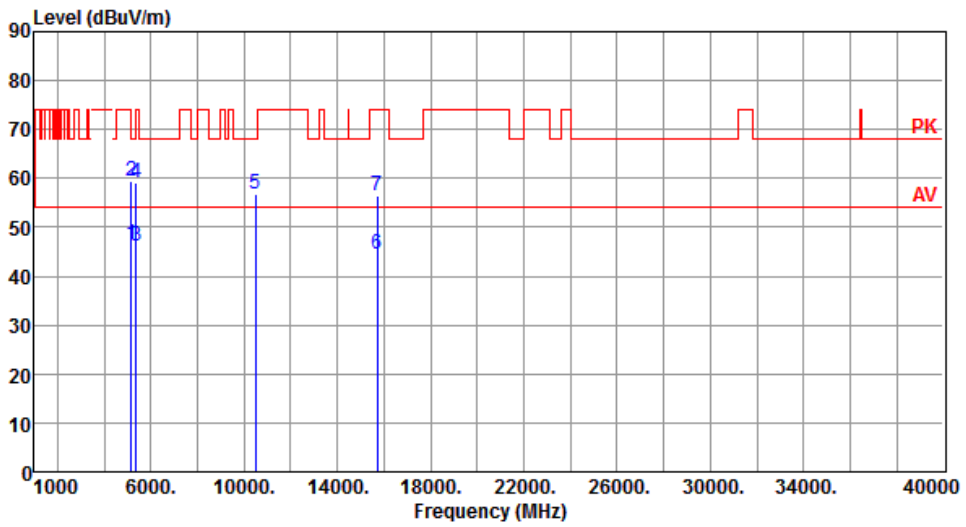

	Freq. MHz	Emission level dBuV/m	Limit dBuV/m	Margin dB	SA reading dBuV	Factor dB	Remark	ANT High cm	Turn Table deg
1	5150.00	46.60	54.00	-7.40	40.65	5.95	Average	100	119
2	5150.00	59.42	74.00	-14.58	53.47	5.95	Peak	100	119
3	5350.00	46.09	54.00	-7.91	40.69	5.40	Average	100	119
4	5350.00	58.98	74.00	-15.02	53.58	5.40	Peak	100	119
5	10480.00	56.88	68.20	-11.32	41.57	15.31	Peak	100	30
6	15720.00	44.46	54.00	-9.54	29.23	15.23	Average	100	25
7	15720.00	56.58	74.00	-17.42	41.35	15.23	Peak	100	25

Note 1: Emission Level (dBuV/m) = SA Reading (dBuV/m) + Factor* (dB)
*Factor includes antenna factor , cable loss and amplifier gain
Note 2: Margin (dB) = Emission level (dBuV/m) – Limit (dBuV/m).

Modulation	VHT20	Test Freq. (MHz)	5260
Polarization	Horizontal		

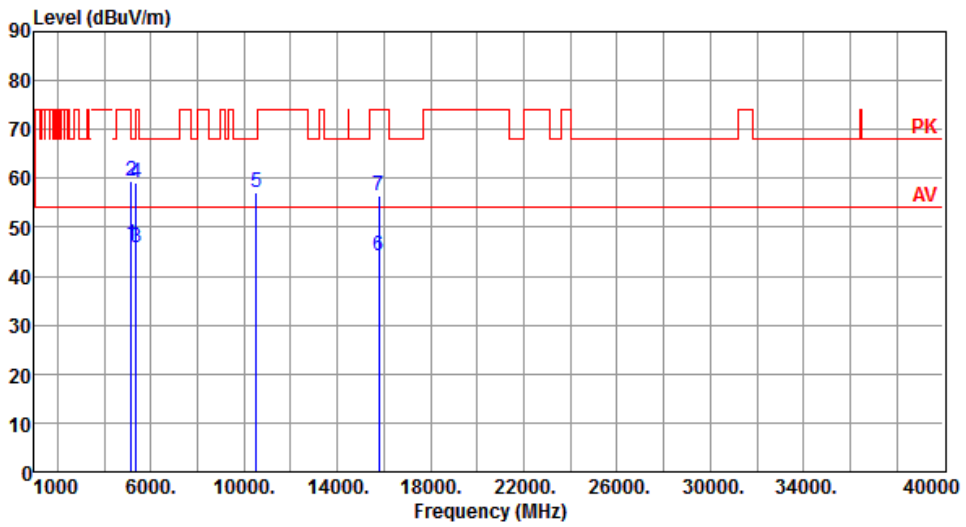

	Freq. MHz	Emission level dBuV/m	Limit dBuV/m	Margin dB	SA reading dBuV	Factor dB	Remark	ANT High cm	Turn Table deg
1	5150.00	46.50	54.00	-7.50	40.55	5.95	Average	116	17
2	5150.00	59.52	74.00	-14.48	53.57	5.95	Peak	116	17
3	5350.00	45.97	54.00	-8.03	40.57	5.40	Average	116	17
4	5350.00	58.99	74.00	-15.01	53.59	5.40	Peak	116	17
5	10520.00	56.98	68.20	-11.22	41.65	15.33	Peak	100	30
6	15780.00	44.12	54.00	-9.88	29.17	14.95	Average	100	50
7	15780.00	56.41	74.00	-17.59	41.46	14.95	Peak	100	50

Note 1: Emission Level (dBuV/m) = SA Reading (dBuV/m) + Factor* (dB)
*Factor includes antenna factor , cable loss and amplifier gain
Note 2: Margin (dB) = Emission level (dBuV/m) – Limit (dBuV/m).

Modulation	VHT20	Test Freq. (MHz)	5260
Polarization	Vertical		

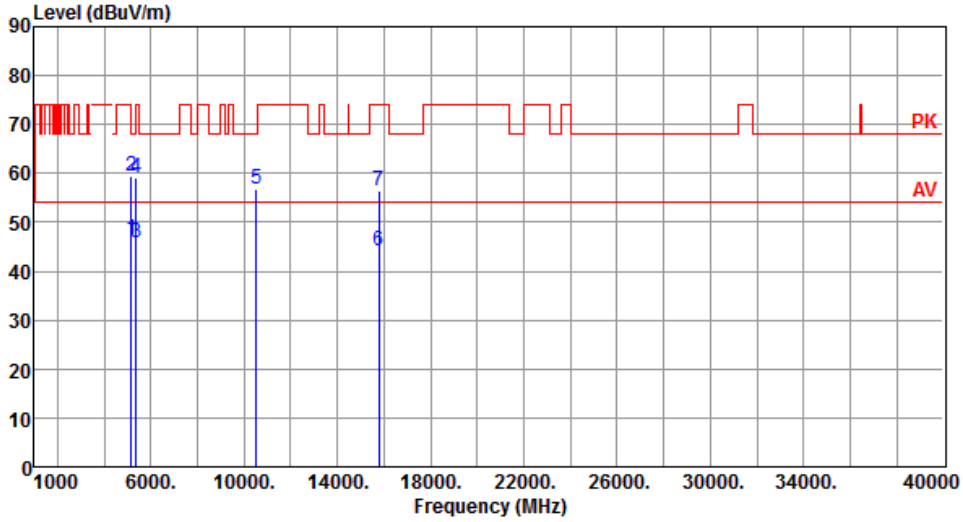

	Freq. MHz	Emission level dBuV/m	Limit dBuV/m	Margin dB	SA reading dBuV	Factor dB	Remark	ANT High cm	Turn Table deg
1	5150.00	46.49	54.00	-7.51	40.54	5.95	Average	105	113
2	5150.00	59.53	74.00	-14.47	53.58	5.95	Peak	105	113
3	5350.00	45.91	54.00	-8.09	40.51	5.40	Average	105	113
4	5350.00	59.07	74.00	-14.93	53.67	5.40	Peak	105	113
5	10520.00	56.87	68.20	-11.33	41.54	15.33	Peak	100	20
6	15780.00	44.08	54.00	-9.92	29.13	14.95	Average	100	30
7	15780.00	56.49	74.00	-17.51	41.54	14.95	Peak	100	30

Note 1: Emission Level (dBuV/m) = SA Reading (dBuV/m) + Factor* (dB)
*Factor includes antenna factor , cable loss and amplifier gain
Note 2: Margin (dB) = Emission level (dBuV/m) – Limit (dBuV/m).

Modulation	VHT20	Test Freq. (MHz)	5300
Polarization	Horizontal		

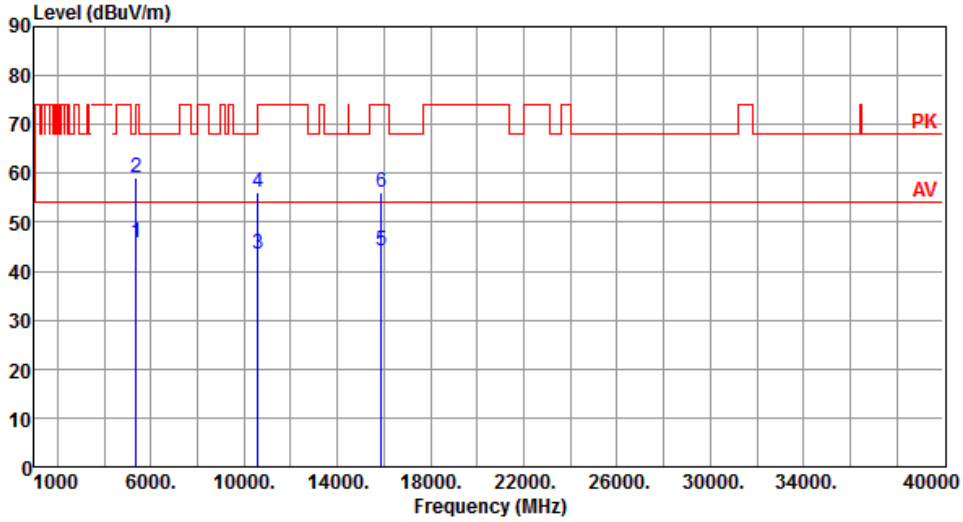

	Freq. MHz	Emission level dBuV/m	Limit dBuV/m	Margin dB	SA reading dBuV	Factor dB	Remark	ANT High cm	Turn Table deg
1	5350.00	45.94	54.00	-8.06	40.54	5.40	Average	112	13
2	5350.00	59.15	74.00	-14.85	53.75	5.40	Peak	112	13
3	10600.00	43.61	54.00	-10.39	28.20	15.41	Average	100	80
4	10600.00	56.04	74.00	-17.96	40.63	15.41	Peak	100	80
5	15900.00	44.03	54.00	-9.97	29.14	14.89	Average	100	70
6	15900.00	56.15	74.00	-17.85	41.26	14.89	Peak	100	70

Note 1: Emission Level (dBuV/m) = SA Reading (dBuV/m) + Factor* (dB)
*Factor includes antenna factor , cable loss and amplifier gain
Note 2: Margin (dB) = Emission level (dBuV/m) – Limit (dBuV/m).

Modulation	VHT20	Test Freq. (MHz)	5300
Polarization	Vertical		

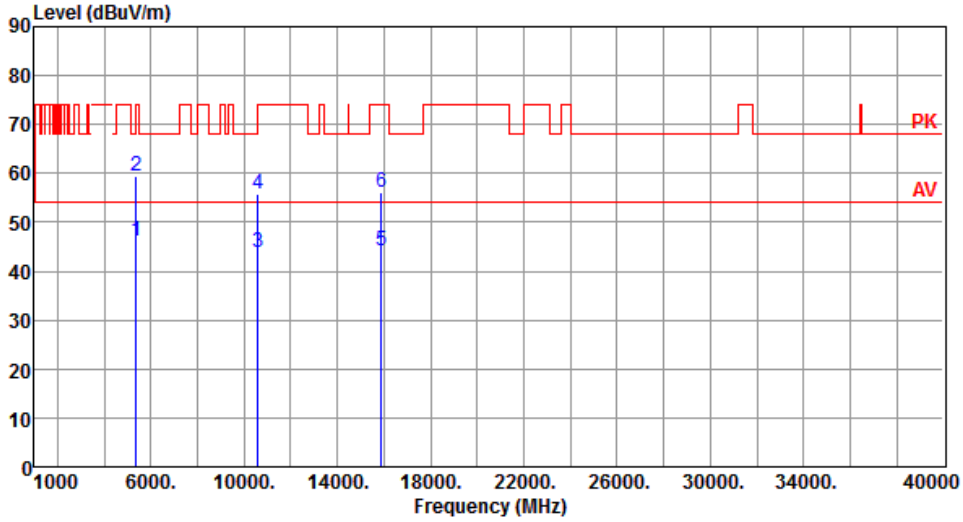

	Freq. MHz	Emission level dBuV/m	Limit dBuV/m	Margin dB	SA reading dBuV	Factor dB	Remark	ANT High cm	Turn Table deg
1	5350.00	46.09	54.00	-7.91	40.69	5.40	Average	100	115
2	5350.00	59.52	74.00	-14.48	54.12	5.40	Peak	100	115
3	10600.00	43.85	54.00	-10.15	28.44	15.41	Average	100	30
4	10600.00	55.94	74.00	-18.06	40.53	15.41	Peak	100	30
5	15900.00	44.02	54.00	-9.98	29.13	14.89	Average	100	60
6	15900.00	56.13	74.00	-17.87	41.24	14.89	Peak	100	60

Note 1: Emission Level (dBuV/m) = SA Reading (dBuV/m) + Factor* (dB)
*Factor includes antenna factor , cable loss and amplifier gain
Note 2: Margin (dB) = Emission level (dBuV/m) – Limit (dBuV/m).

Modulation	VHT20	Test Freq. (MHz)	5320
Polarization	Horizontal		

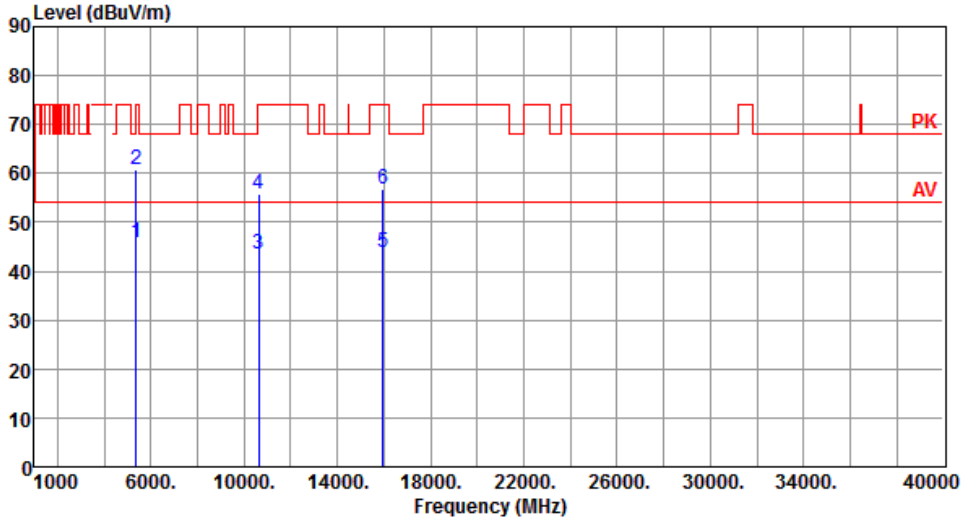

	Freq. MHz	Emission level dBuV/m	Limit dBuV/m	Margin dB	SA reading dBuV	Factor dB	Remark	ANT High cm	Turn Table deg
1	5350.00	45.98	54.00	-8.02	40.58	5.40	Average	100	10
2	5350.00	60.66	74.00	-13.34	55.26	5.40	Peak	100	10
3	10640.00	43.51	54.00	-10.49	28.15	15.36	Average	100	50
4	10640.00	55.95	74.00	-18.05	40.59	15.36	Peak	100	50
5	15960.00	43.96	54.00	-10.04	29.05	14.91	Average	100	60
6	15960.00	56.65	74.00	-17.35	41.74	14.91	Peak	100	60

Note 1: Emission Level (dBuV/m) = SA Reading (dBuV/m) + Factor* (dB)
*Factor includes antenna factor , cable loss and amplifier gain
Note 2: Margin (dB) = Emission level (dBuV/m) – Limit (dBuV/m).

Modulation	VHT20	Test Freq. (MHz)	5320
Polarization	Vertical		

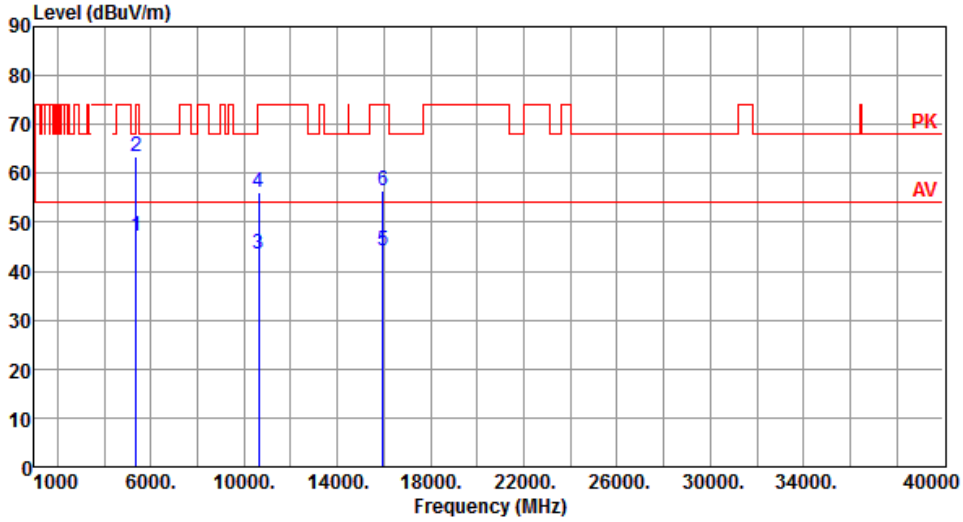

	Freq. MHz	Emission level dBuV/m	Limit dBuV/m	Margin dB	SA reading dBuV	Factor dB	Remark	ANT High cm	Turn Table deg
1	5350.00	47.24	54.00	-6.76	41.84	5.40	Average	114	116
2	5350.00	63.53	74.00	-10.47	58.13	5.40	Peak	114	116
3	10640.00	43.60	54.00	-10.40	28.24	15.36	Average	100	30
4	10640.00	56.02	74.00	-17.98	40.66	15.36	Peak	100	30
5	15960.00	44.12	54.00	-9.88	29.21	14.91	Average	100	50
6	15960.00	56.47	74.00	-17.53	41.56	14.91	Peak	100	50

Note 1: Emission Level (dBuV/m) = SA Reading (dBuV/m) + Factor* (dB)
*Factor includes antenna factor , cable loss and amplifier gain
Note 2: Margin (dB) = Emission level (dBuV/m) – Limit (dBuV/m).

Modulation	VHT20	Test Freq. (MHz)	5500
Polarization	Horizontal		

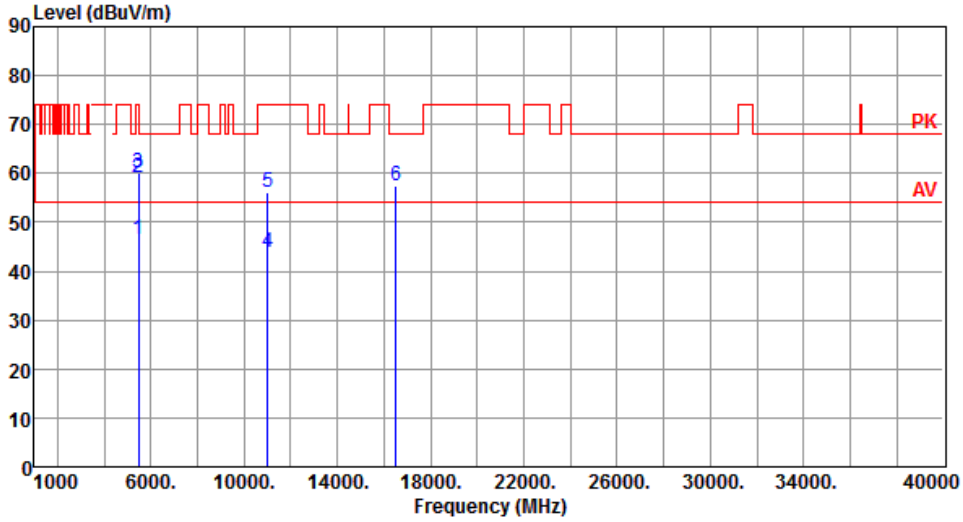

	Freq. MHz	Emission level dBuV/m	Limit dBuV/m	Margin dB	SA reading dBuV	Factor dB	Remark	ANT High cm	Turn Table deg
1	5460.00	46.49	54.00	-7.51	40.57	5.92	Average	100	85
2	5460.00	59.17	74.00	-14.83	53.25	5.92	Peak	100	85
3	5470.00	60.08	68.20	-8.12	54.12	5.96	Peak	100	85
4	11000.00	43.87	54.00	-10.13	28.29	15.58	Average	100	50
5	11000.00	56.14	74.00	-17.86	40.56	15.58	Peak	100	50
6	16500.00	57.38	68.20	-10.82	41.55	15.83	Peak	100	60

Note 1: Emission Level (dBuV/m) = SA Reading (dBuV/m) + Factor* (dB)
*Factor includes antenna factor , cable loss and amplifier gain
Note 2: Margin (dB) = Emission level (dBuV/m) – Limit (dBuV/m).

Modulation	VHT20	Test Freq. (MHz)	5500
Polarization	Vertical		

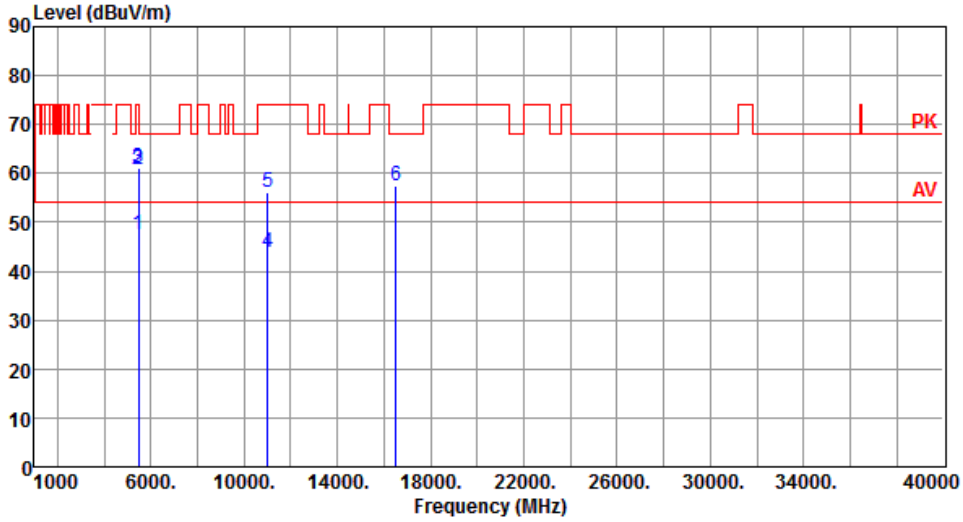

	Freq. MHz	Emission level dBuV/m	Limit dBuV/m	Margin dB	SA reading dBuV	Factor dB	Remark	ANT High cm	Turn Table deg
1	5460.00	47.43	54.00	-6.57	41.51	5.92	Average	100	116
2	5460.00	60.87	74.00	-13.13	54.95	5.92	Peak	100	116
3	5470.00	61.08	68.20	-7.12	55.12	5.96	Peak	100	116
4	11000.00	43.81	54.00	-10.19	28.23	15.58	Average	100	30
5	11000.00	56.11	74.00	-17.89	40.53	15.58	Peak	100	30
6	16500.00	57.52	68.20	-10.68	41.69	15.83	Peak	100	50

Note 1: Emission Level (dBuV/m) = SA Reading (dBuV/m) + Factor* (dB)
*Factor includes antenna factor , cable loss and amplifier gain
Note 2: Margin (dB) = Emission level (dBuV/m) – Limit (dBuV/m).

Modulation	VHT20	Test Freq. (MHz)	5580
Polarization	Horizontal		

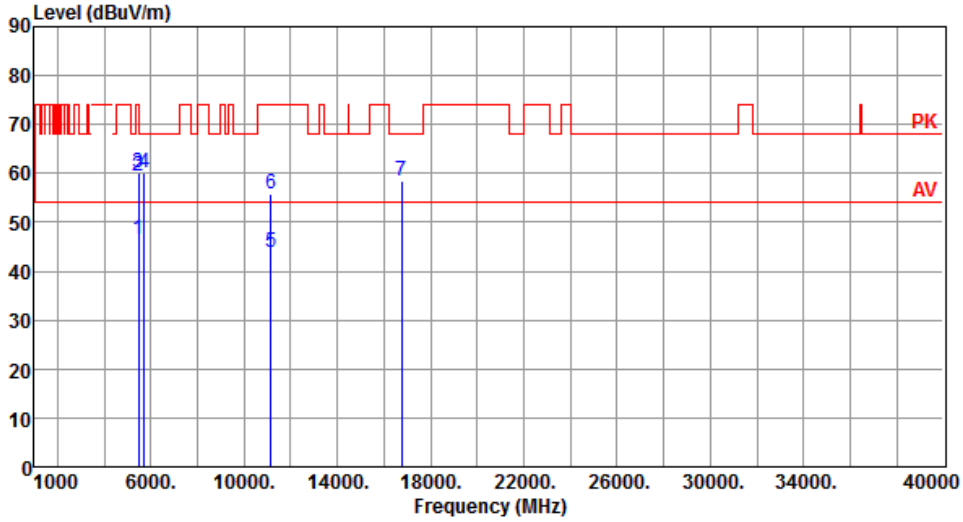

	Freq. MHz	Emission level dBuV/m	Limit dBuV/m	Margin dB	SA reading dBuV	Factor dB	Remark	ANT High cm	Turn Table deg
1	5460.00	46.45	54.00	-7.55	40.53	5.92	Average	100	81
2	5460.00	59.53	74.00	-14.47	53.61	5.92	Peak	100	81
3	5470.00	59.99	68.20	-8.21	54.03	5.96	Peak	100	81
4	5725.00	59.96	68.20	-8.24	53.67	6.29	Peak	100	81
5	11160.00	43.73	54.00	-10.27	28.47	15.26	Average	100	30
6	11160.00	55.84	74.00	-18.16	40.58	15.26	Peak	100	30
7	16740.00	58.37	68.20	-9.83	41.52	16.85	Peak	100	90

Note 1: Emission Level (dBuV/m) = SA Reading (dBuV/m) + Factor* (dB)
*Factor includes antenna factor , cable loss and amplifier gain
Note 2: Margin (dB) = Emission level (dBuV/m) – Limit (dBuV/m).

Modulation	VHT20	Test Freq. (MHz)	5580
Polarization	Vertical		

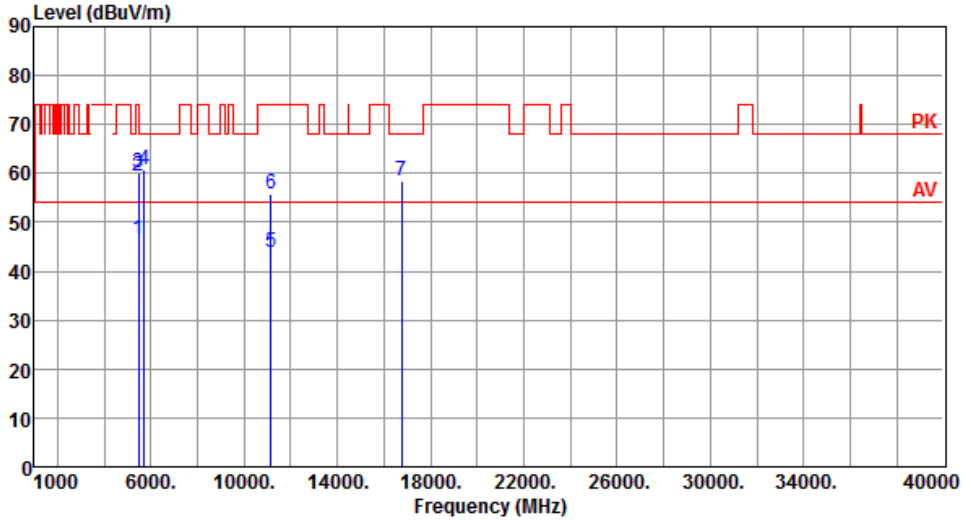

	Freq. MHz	Emission level dBuV/m	Limit dBuV/m	Margin dB	SA reading dBuV	Factor dB	Remark	ANT High cm	Turn Table deg
1	5460.00	46.48	54.00	-7.52	40.56	5.92	Average	100	115
2	5460.00	59.36	74.00	-14.64	53.44	5.92	Peak	100	115
3	5470.00	60.22	68.20	-7.98	54.26	5.96	Peak	100	115
4	5725.00	60.65	68.20	-7.55	54.36	6.29	Peak	100	115
5	11160.00	43.72	54.00	-10.28	28.46	15.26	Average	100	90
6	11160.00	55.72	74.00	-18.28	40.46	15.26	Peak	100	90
7	16740.00	58.49	68.20	-9.71	41.64	16.85	Peak	100	80

Note 1: Emission Level (dBuV/m) = SA Reading (dBuV/m) + Factor* (dB)
*Factor includes antenna factor , cable loss and amplifier gain
Note 2: Margin (dB) = Emission level (dBuV/m) – Limit (dBuV/m).

Modulation	VHT20	Test Freq. (MHz)	5700
Polarization	Horizontal		

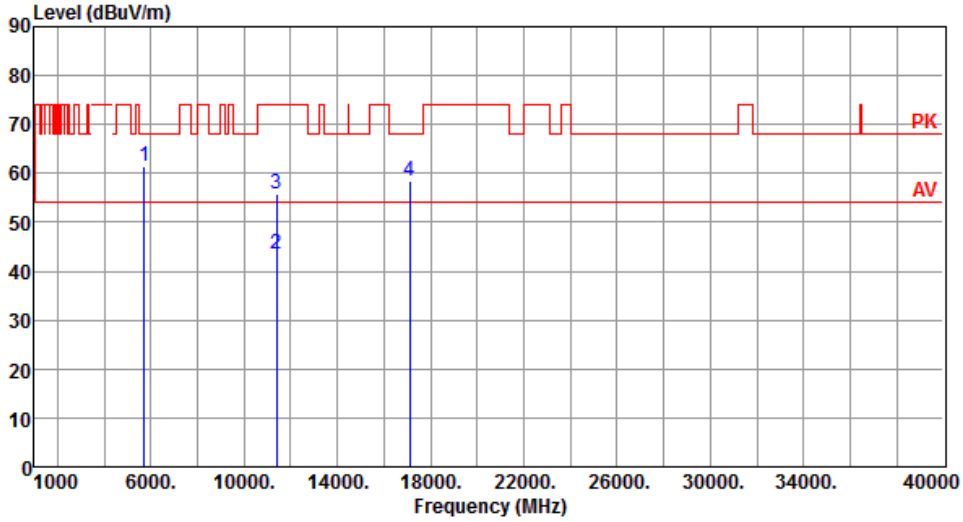

	Freq. MHz	Emission level dBuV/m	Limit dBuV/m	Margin dB	SA reading dBuV	Factor dB	Remark	ANT High cm	Turn Table deg
1	5725.00	61.55	68.20	-6.65	55.26	6.29	Peak	100	82
2	11400.00	43.57	54.00	-10.43	28.24	15.33	Average	100	30
3	11400.00	55.86	74.00	-18.14	40.53	15.33	Peak	100	30
4	17100.00	58.52	68.20	-9.68	41.63	16.89	Peak	100	90

Note 1: Emission Level (dBuV/m) = SA Reading (dBuV/m) + Factor* (dB)
*Factor includes antenna factor , cable loss and amplifier gain
Note 2: Margin (dB) = Emission level (dBuV/m) – Limit (dBuV/m).

Modulation	VHT20	Test Freq. (MHz)	5700
Polarization	Vertical		

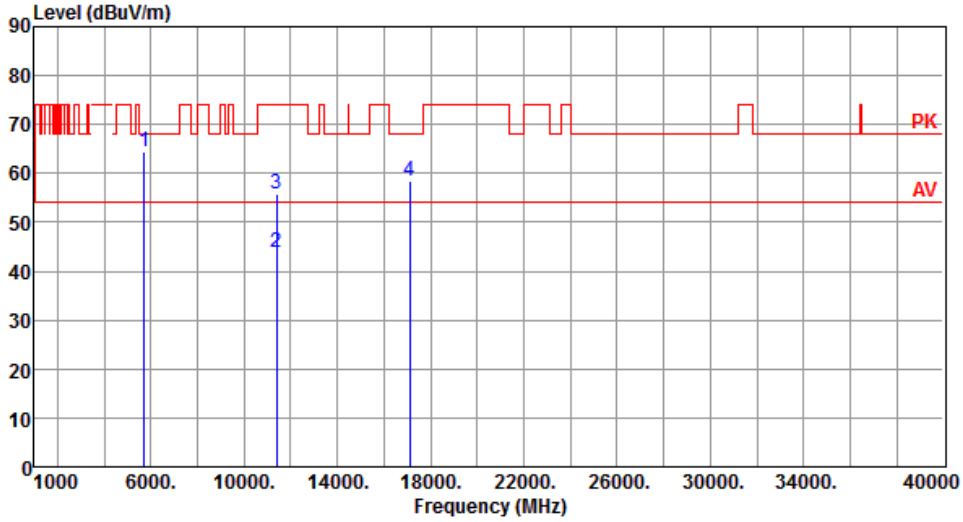

	Freq. MHz	Emission level dBuV/m	Limit dBuV/m	Margin dB	SA reading dBuV	Factor dB	Remark	ANT High cm	Turn Table deg
1	5725.00	64.31	68.20	-3.89	58.02	6.29	Peak	100	114
2	11400.00	43.75	54.00	-10.25	28.42	15.33	Average	100	60
3	11400.00	55.85	74.00	-18.15	40.52	15.33	Peak	100	60
4	17100.00	58.45	68.20	-9.75	41.56	16.89	Peak	100	50

Note 1: Emission Level (dBuV/m) = SA Reading (dBuV/m) + Factor* (dB)
*Factor includes antenna factor , cable loss and amplifier gain
Note 2: Margin (dB) = Emission level (dBuV/m) – Limit (dBuV/m).

Modulation	VHT20	Test Freq. (MHz)	5720
Polarization	Horizontal		

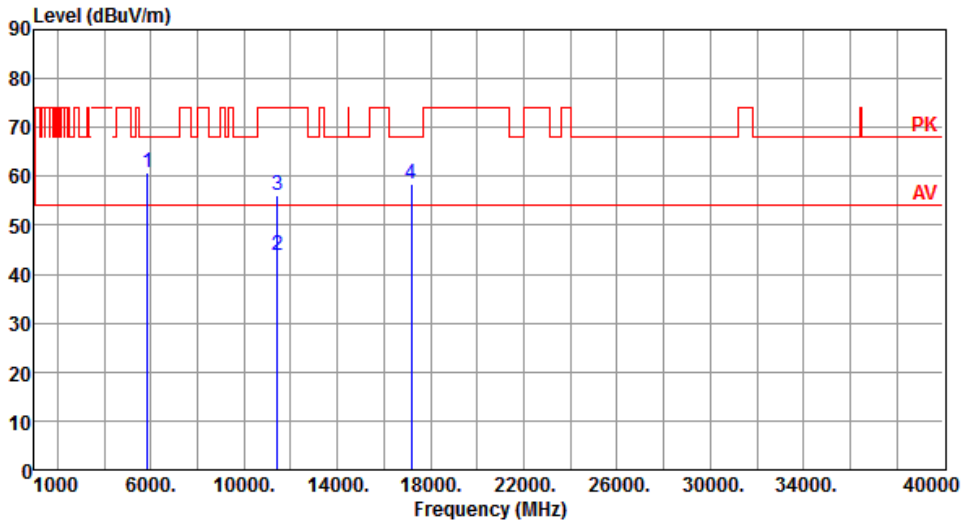

	Freq. MHz	Emission level dBuV/m	Limit dBuV/m	Margin dB	SA reading dBuV	Factor dB	Remark	ANT High cm	Turn Table deg
1	5850.00	60.69	68.20	-7.51	54.02	6.67	Peak	100	83
2	11440.00	43.71	54.00	-10.29	28.32	15.39	Average	100	90
3	11440.00	56.03	74.00	-17.97	40.64	15.39	Peak	100	90
4	17160.00	58.42	68.20	-9.78	41.57	16.85	Peak	100	70

Note 1: Emission Level (dBuV/m) = SA Reading (dBuV/m) + Factor* (dB)
*Factor includes antenna factor , cable loss and amplifier gain
Note 2: Margin (dB) = Emission level (dBuV/m) – Limit (dBuV/m).

Modulation	VHT20	Test Freq. (MHz)	5720
Polarization	Vertical		

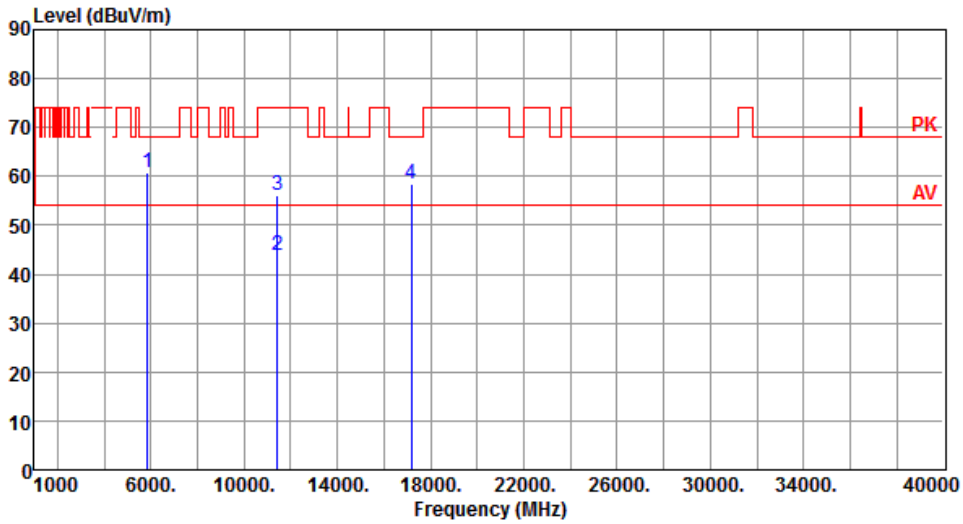

	Freq. MHz	Emission level dBuV/m	Limit dBuV/m	Margin dB	SA reading dBuV	Factor dB	Remark	ANT High cm	Turn Table deg
1	5850.00	60.79	68.20	-7.41	54.12	6.67	Peak	100	114
2	11440.00	43.75	54.00	-10.25	28.36	15.39	Average	100	100
3	11440.00	56.02	74.00	-17.98	40.63	15.39	Peak	100	100
4	17160.00	58.48	68.20	-9.72	41.63	16.85	Peak	100	50

Note 1: Emission Level (dBuV/m) = SA Reading (dBuV/m) + Factor* (dB)
*Factor includes antenna factor , cable loss and amplifier gain
Note 2: Margin (dB) = Emission level (dBuV/m) – Limit (dBuV/m).

Modulation	VHT20	Test Freq. (MHz)	5745
Polarization	Horizontal		

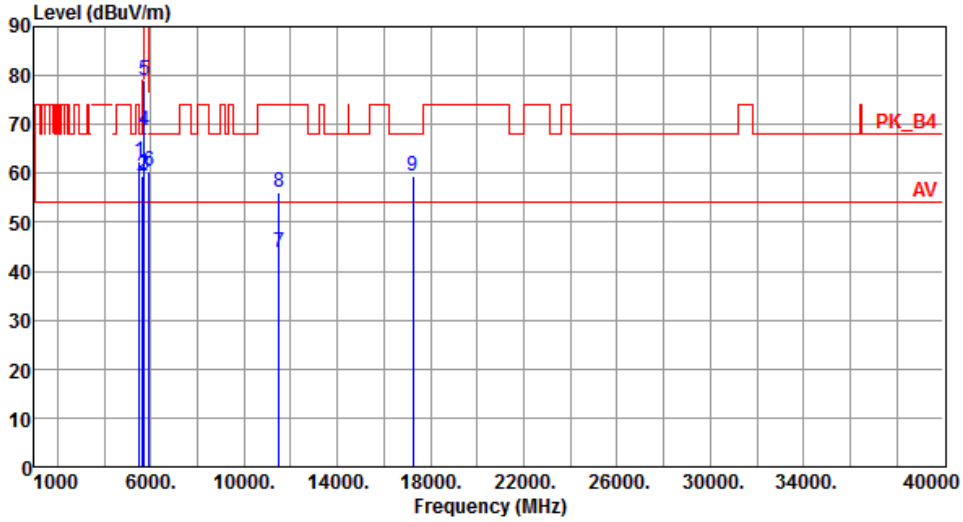

	Freq. MHz	Emission level dBuV/m	Limit dBuV/m	Margin dB	SA reading dBuV	Factor dB	Remark	ANT High cm	Turn Table deg
1	5505.00	62.32	68.20	-5.88	56.23	6.09	Peak	100	56
2	5650.00	59.43	68.20	-8.77	53.52	5.91	Peak	100	81
3	5700.00	59.80	105.20	-45.40	53.57	6.23	Peak	100	81
4	5720.00	68.72	110.80	-42.08	62.44	6.28	Peak	100	81
5	5725.00	78.95	122.20	-43.25	72.66	6.29	Peak	100	81
6	5925.00	60.50	68.20	-7.70	53.68	6.82	Peak	100	81
7	11490.00	43.80	54.00	-10.20	28.35	15.45	Average	100	70
8	11490.00	56.02	74.00	-17.98	40.57	15.45	Peak	100	70
9	17235.00	59.59	68.20	-8.61	42.61	16.98	Peak	100	100

Note 1: Emission Level (dBuV/m) = SA Reading (dBuV/m) + Factor* (dB)
*Factor includes antenna factor , cable loss and amplifier gain
Note 2: Margin (dB) = Emission level (dBuV/m) – Limit (dBuV/m).

Modulation	VHT20	Test Freq. (MHz)	5745
Polarization	Vertical		

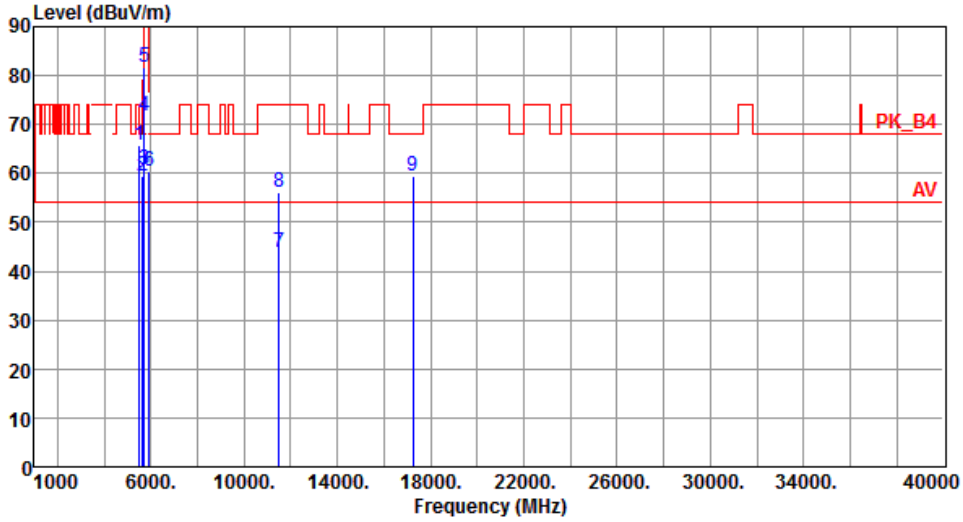

	Freq. MHz	Emission level dBuV/m	Limit dBuV/m	Margin dB	SA reading dBuV	Factor dB	Remark	ANT High cm	Turn Table deg
1	5505.00	65.74	68.20	-2.46	59.65	6.09	Peak	100	106
2	5650.00	59.37	68.20	-8.83	53.46	5.91	Peak	100	117
3	5700.00	60.78	105.20	-44.42	54.55	6.23	Peak	100	117
4	5720.00	71.62	110.80	-39.18	65.34	6.28	Peak	100	117
5	5725.00	81.62	122.20	-40.58	75.33	6.29	Peak	100	117
6	5925.00	60.40	68.20	-7.80	53.58	6.82	Peak	100	117
7	11490.00	43.92	54.00	-10.08	28.47	15.45	Average	100	80
8	11490.00	56.08	74.00	-17.92	40.63	15.45	Peak	100	80
9	17235.00	59.55	68.20	-8.65	42.57	16.98	Peak	100	90

Note 1: Emission Level (dBuV/m) = SA Reading (dBuV/m) + Factor* (dB)
*Factor includes antenna factor , cable loss and amplifier gain
Note 2: Margin (dB) = Emission level (dBuV/m) – Limit (dBuV/m).

Modulation	VHT20	Test Freq. (MHz)	5785
Polarization	Horizontal		

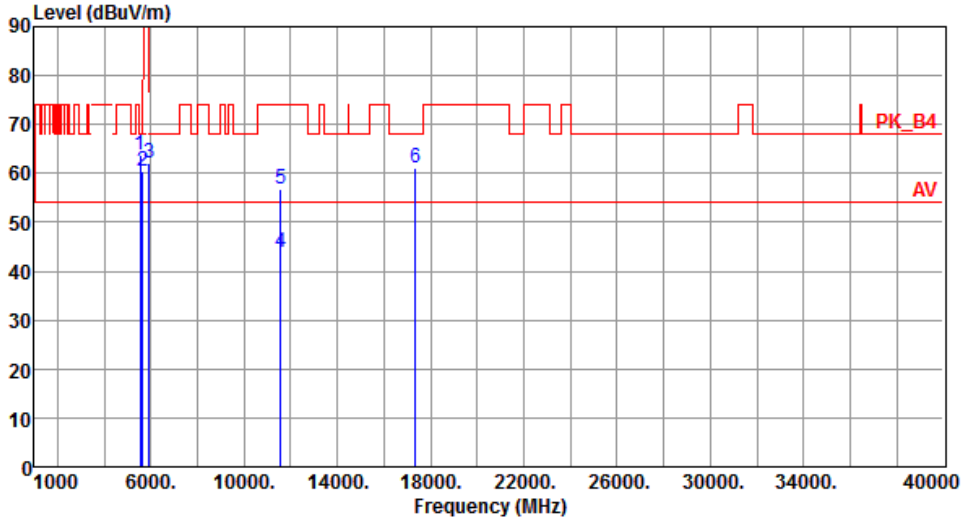

	Freq. MHz	Emission level dBuV/m	Limit dBuV/m	Margin dB	SA reading dBuV	Factor dB	Remark	ANT High cm	Turn Table deg
1	5545.00	63.91	68.20	-4.29	57.90	6.01	Peak	100	90
2	5650.00	60.32	68.20	-7.88	54.41	5.91	Peak	100	90
3	5925.00	62.13	68.20	-6.07	55.31	6.82	Peak	100	90
4	11570.00	43.86	54.00	-10.14	28.56	15.30	Average	100	50
5	11570.00	56.86	74.00	-17.14	41.56	15.30	Peak	100	50
6	17355.00	60.94	68.20	-7.26	43.33	17.61	Peak	100	61

Note 1: Emission Level (dBuV/m) = SA Reading (dBuV/m) + Factor* (dB)
*Factor includes antenna factor , cable loss and amplifier gain
Note 2: Margin (dB) = Emission level (dBuV/m) – Limit (dBuV/m).

Modulation	VHT20	Test Freq. (MHz)	5785
Polarization	Vertical		

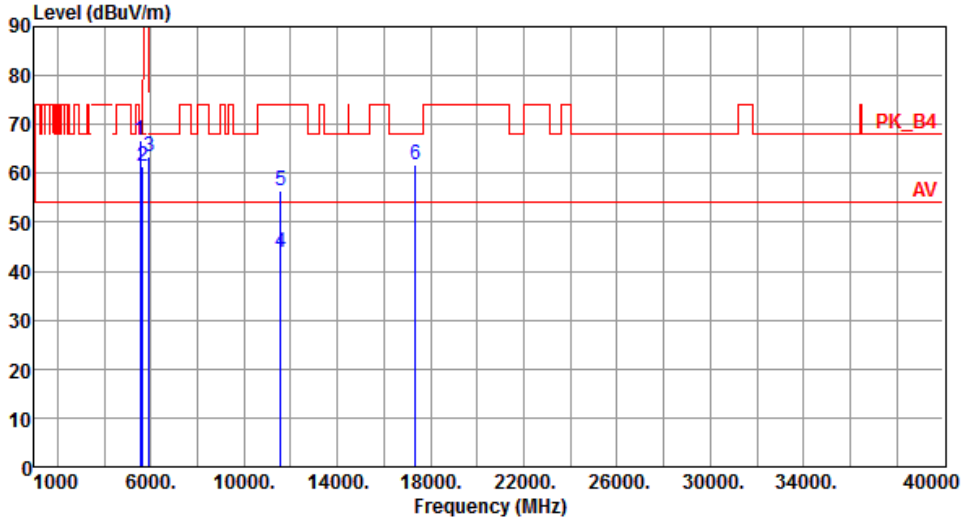

	Freq. MHz	Emission level dBuV/m	Limit dBuV/m	Margin dB	SA reading dBuV	Factor dB	Remark	ANT High cm	Turn Table deg
1	5545.00	66.91	68.20	-1.29	60.90	6.01	Peak	100	117
2	5650.00	61.41	68.20	-6.79	55.50	5.91	Peak	100	117
3	5925.00	63.52	68.20	-4.68	56.70	6.82	Peak	100	117
4	11570.00	43.95	54.00	-10.05	28.65	15.30	Average	100	60
5	11570.00	56.58	74.00	-17.42	41.28	15.30	Peak	100	60
6	17355.00	61.73	68.20	-6.47	44.12	17.61	Peak	100	201

Note 1: Emission Level (dBuV/m) = SA Reading (dBuV/m) + Factor* (dB)
*Factor includes antenna factor , cable loss and amplifier gain
Note 2: Margin (dB) = Emission level (dBuV/m) – Limit (dBuV/m).

Modulation	VHT20	Test Freq. (MHz)	5825
Polarization	Horizontal		

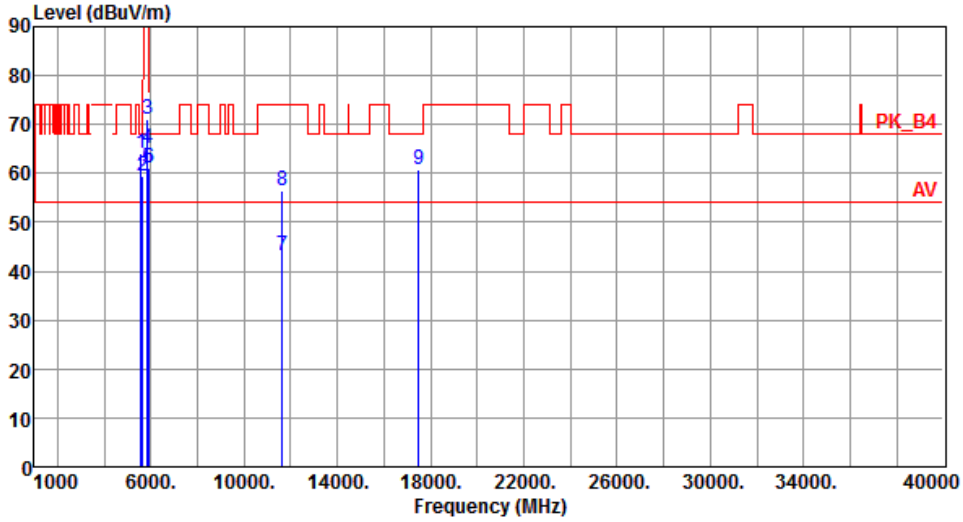

	Freq. MHz	Emission level dBuV/m	Limit dBuV/m	Margin dB	SA reading dBuV	Factor dB	Remark	ANT High cm	Turn Table deg
1	5585.00	64.11	68.20	-4.09	58.12	5.99	Peak	100	86
2	5650.00	59.53	68.20	-8.67	53.62	5.91	Peak	100	86
3	5850.00	70.93	122.20	-51.27	64.26	6.67	Peak	100	86
4	5855.00	64.94	110.80	-45.86	58.26	6.68	Peak	100	86
5	5875.00	61.01	105.20	-44.19	54.29	6.72	Peak	100	86
6	5925.00	61.03	68.20	-7.17	54.21	6.82	Peak	100	86
7	11650.00	43.27	54.00	-10.73	28.21	15.06	Average	100	90
8	11650.00	56.33	74.00	-17.67	41.27	15.06	Peak	100	90
9	17475.00	60.68	68.20	-7.52	42.45	18.23	Peak	100	62

Note 1: Emission Level (dBuV/m) = SA Reading (dBuV/m) + Factor* (dB)
*Factor includes antenna factor , cable loss and amplifier gain
Note 2: Margin (dB) = Emission level (dBuV/m) – Limit (dBuV/m).

Modulation	VHT20	Test Freq. (MHz)	5825
Polarization	Vertical		

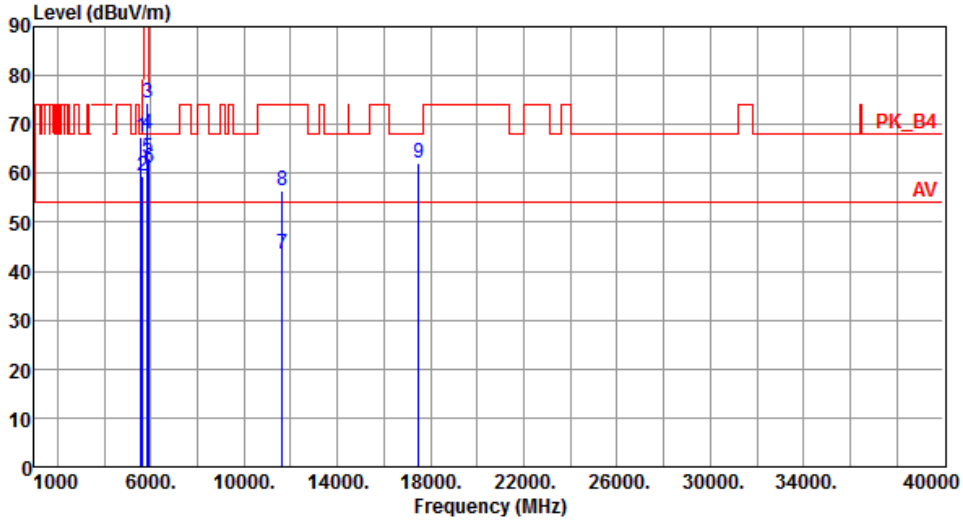

	Freq. MHz	Emission level dBuV/m	Limit dBuV/m	Margin dB	SA reading dBuV	Factor dB	Remark	ANT High cm	Turn Table deg
1	5585.00	67.44	68.20	-0.76	61.45	5.99	Peak	100	96
2	5650.00	59.47	68.20	-8.73	53.56	5.91	Peak	100	96
3	5850.00	74.49	122.20	-47.71	67.82	6.67	Peak	100	96
4	5855.00	68.14	110.80	-42.66	61.46	6.68	Peak	100	96
5	5875.00	63.00	105.20	-42.20	56.28	6.72	Peak	100	96
6	5925.00	61.25	68.20	-6.95	54.43	6.82	Peak	100	96
7	11650.00	43.53	54.00	-10.47	28.47	15.06	Average	100	50
8	11650.00	56.42	74.00	-17.58	41.36	15.06	Peak	100	50
9	17475.00	62.08	68.20	-6.12	43.85	18.23	Peak	100	205

Note 1: Emission Level (dBuV/m) = SA Reading (dBuV/m) + Factor* (dB)
*Factor includes antenna factor , cable loss and amplifier gain
Note 2: Margin (dB) = Emission level (dBuV/m) – Limit (dBuV/m).

3.6 Frequency Stability

3.6.1 Limit of Frequency Stability

Manufacturers of U-NII devices are responsible for ensuring frequency stability such that an emission is maintained within the band of operation under all conditions of normal operation as specified in the user's manual.

3.6.2 Test Procedures

1. The EUT is installed in an environment test chamber with external power source.
2. Set the chamber to operate at 20 centigrade and external power source to output at nominal voltage of EUT.
3. A sufficient stabilization period at each temperature is used prior to each frequency measurement.
4. When temperature is stabled, measure the frequency stability.
5. The test shall be performed under normal and extreme condition for temperature and voltage.

3.6.3 Test Setup

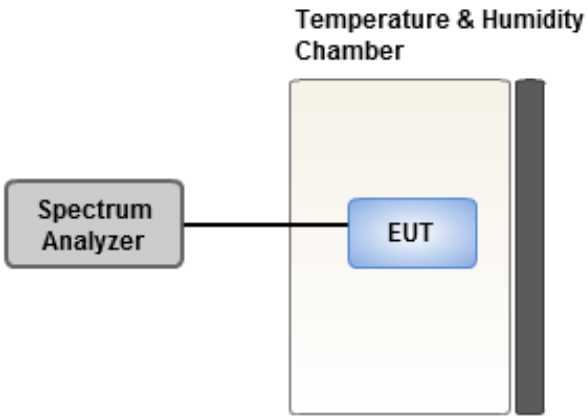

3.6.4 Test Result of Frequency Stability

Frequency: 5300 MHz	Frequency Drift (ppm)			
Temperature (°C)	0 minute	2 minutes	5 minutes	10 minutes
T20°CVmax	-3.49	-3.21	-2.84	-3.29
T20°CVmin	-3.69	-2.78	-2.92	-3.52
T50CVnom	17.44	17.44	17.49	17.47
T40°CVnom	15.17	15.23	15.70	15.23
T30°CVnom	10.82	10.35	10.88	10.93
T20°CVnom	15.83	15.75	15.76	16.38
T10°CVnom	7.04	6.90	7.52	7.25
T0°CVnom	8.15	8.06	8.45	8.22
T-10°CVnom	4.95	5.22	5.10	4.68
T-20°CVnom	5.76	6.06	6.09	6.64
T-30°CVnom	4.62	4.81	5.14	4.32
Vnom [Vac]: 120		Vmax [Vac]: 138		Vmin [Vac]: 102
Tnom [°C]: 20		Tmax [°C]: 50		Tmin [°C]: -30

Frequency: 5785 MHz	Frequency Drift (ppm)			
Temperature (°C)	0 minute	2 minutes	5 minutes	10 minutes
T20°CVmax	-3.43	-3.02	-3.46	-3.09
T20°CVmin	-2.81	-2.55	-2.65	-2.60
T50CVnom	15.72	15.89	15.42	15.49
T40°CVnom	14.24	14.11	14.75	14.50
T30°CVnom	9.38	9.41	9.56	9.53
T20°CVnom	-2.92	-2.64	-3.08	-3.10
T10°CVnom	6.46	6.75	6.54	6.78
T0°CVnom	7.04	7.49	6.94	7.11
T-10°CVnom	4.51	4.46	5.16	4.88
T-20°CVnom	5.20	5.61	5.99	4.93
T-30°CVnom	4.65	5.18	4.92	5.18
Vnom [Vac]: 120		Vmax [Vac]: 138		Vmin [Vac]: 102
Tnom [°C]: 20		Tmax [°C]: 50		Tmin [°C]: -30

4 Test laboratory information

Established in 2012, ICC provides foremost EMC & RF Testing and advisory consultation services by our skilled engineers and technicians. Our services employ a wide variety of advanced edge test equipment and one of the widest certification extents in the business.

International Certification Corp (EMC and Wireless Communication Laboratory), it is our definitive objective is to institute long term, trust-based associations with our clients. The expectation we set up with our clients is based on outstanding service, practical expertise and devotion to a certified value structure. Our passion is to grant our clients with best EMC / RF services by oriented knowledgeable and accommodating staff.

Our Test sites are located at Linkou District and Kwei Shan District. Location map can be found on our website http://www.icertifi.com.tw.

Linkou	**Kwei Shan**	**Kwei Shan Site II**
Tel: 886-2-2601-1640	Tel: 886-3-271-8666	Tel: 886-3-271-8640
No. 30-2, Ding Fwu Tsuen, Lin Kou District, New Taipei City, Taiwan, R.O.C.	No. 3-1, Lane 6, Wen San 3rd St., Kwei Shan District, Tao Yuan City 333, Taiwan, R.O.C.	No. 14-1, Lane 19, Wen San 3rd St., Kwei Shan District, Tao Yuan City 333, Taiwan, R.O.C.

If you have any suggestion, please feel free to contact us as below information.

Tel: 886-3-271-8666
Fax: 886-3-318-0155
Email: ICC_Service@icertifi.com.tw

═END═