RF Test Data for Bluetooth (BDR+EDR) (Conducted Measurements)

General Description of EUT	
Product Name:	TV DECODER
Test Model:	VIP7300
Sample ID:	202202-0006-4-1#
Environmental Conditions	
Temperature:	24.6℃
Relative Humidity:	46%
Test Voltage:	DC 12V
Test Engineer:	Jianping Huang
Note: For a more detailed features description, please refer to the report TBR-C-202202-0006-4. The report only show the worst case data.	

Contents

1. 20dB Emission Bandwidth 3
1.1.Test Result 3
1.2.Test Graphs 4
2. Occupied Channel Bandwidth 7
2.1.Test Result 7
2.2.Test Graphs 8
3. Maximum conducted output power 11
3.1.Test Result 11
3.2.Test Graphs 12
4. Carrier frequency separation 15
4.1.Test Result 15
4.2.Test Graphs 16
5. Time of occupancy 17
5.1.Test Result 17
5.2.Test Graphs 18
6. Number of hopping channels 21
6.1.Test Result 21
6.2.Test Graphs 22
7.Band edge measurements 23
7.1.Test Result 23
7.2.Test Graphs 24
8. Conducted Spurious Emission 28
8.1.Test Result 28
8.2.Test Graphs 29
9. Duty Cycle 38
9.1.Test Result 38
9.2.Test Graphs 39
10. Emissions in Restricted Bands 42
10.1.Test Result 42
10.2.Test Graphs 43

1. 20dB Emission Bandwidth

1.1.Test Result

TestMode	Antenna	Channel	20db EBW[MHz]	Limit[MHz]	Verdict
DH5	Ant1	2402	0.94	---	---
		2441	0.94	---	---
		2480	0.94	---	---
2DH5	Ant1	2402	1.31	---	---
		2441	1.35	---	---
		2480	1.36	---	---
3DH5	Ant1	2402	1.31	---	---
		2441	1.31	---	---
		2480	1.31	---	---

1.2.Test Graphs

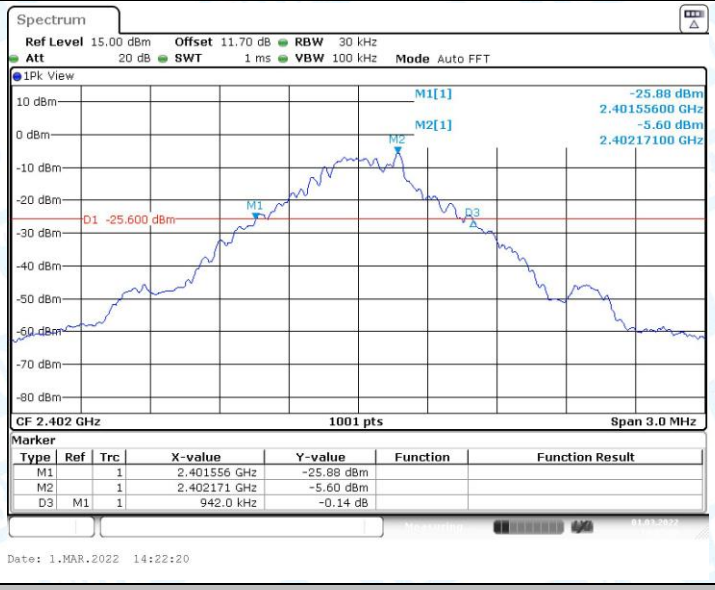

DH5_Ant1_2402

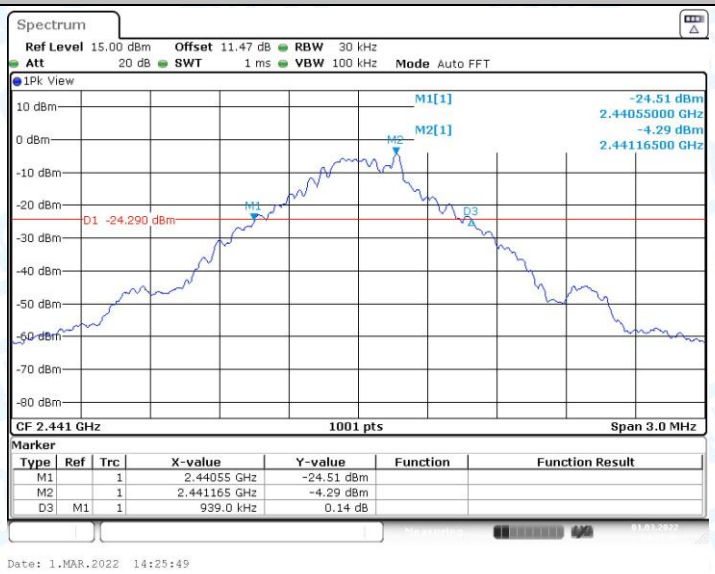

DH5_Ant1_2441

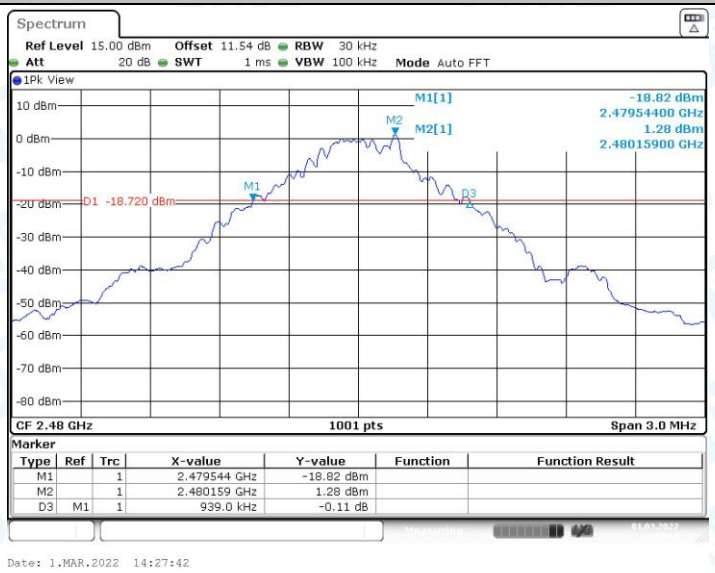

DH5_Ant1_2480

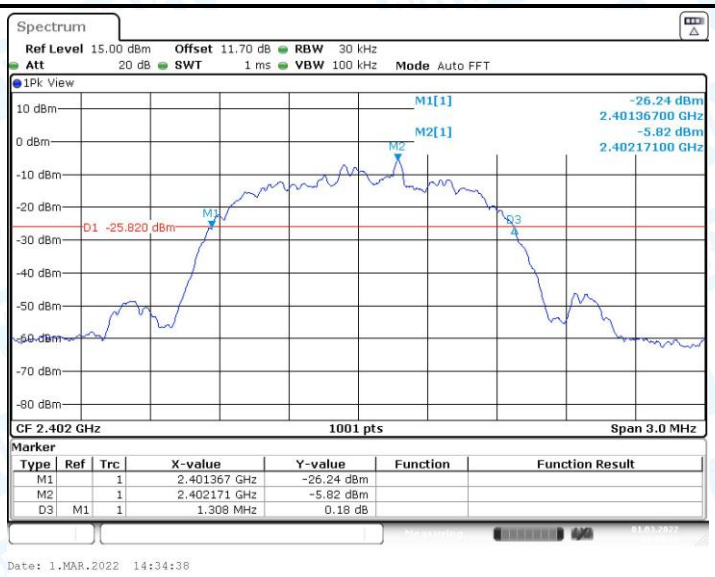

2DH5_Ant1_2402

2DH5_Ant1_2441

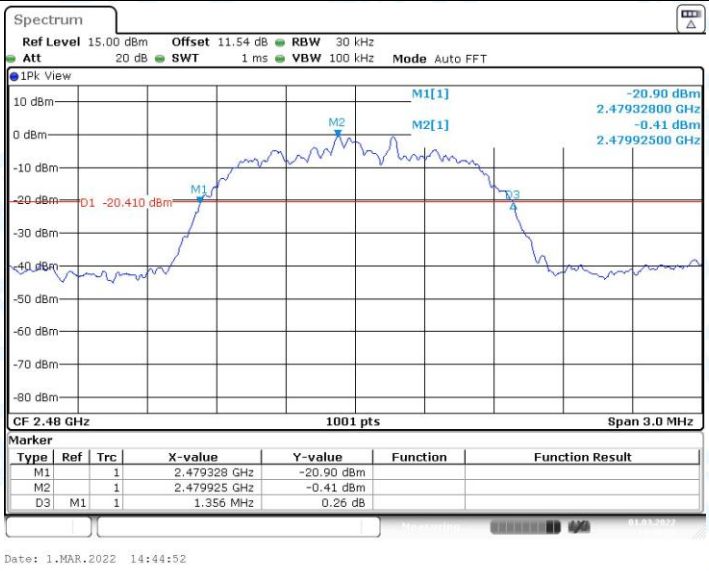

2DH5_Ant1_2480

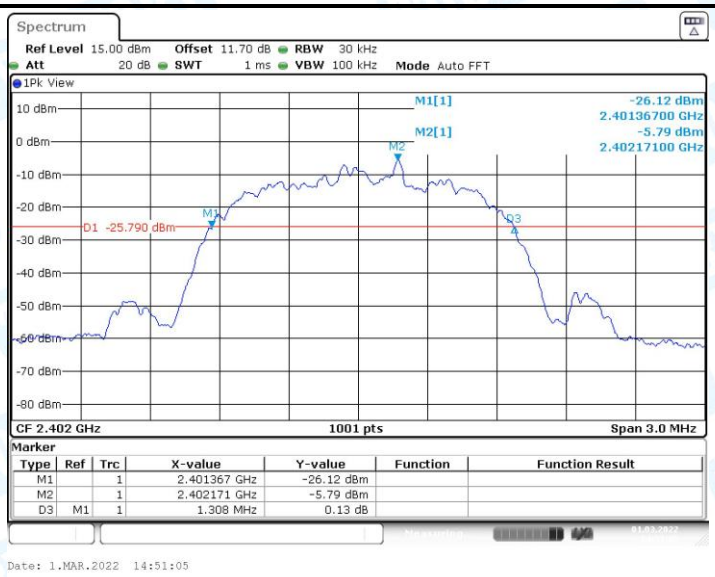

3DH5_Ant1_2402

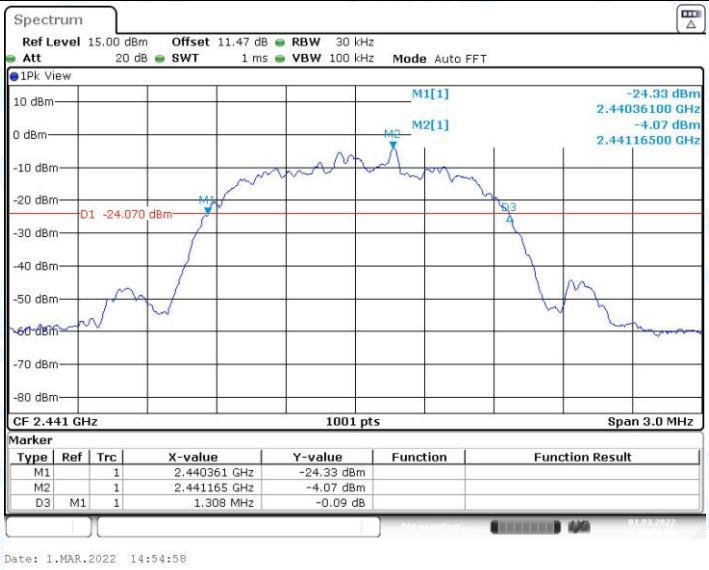

3DH5_Ant1_2441

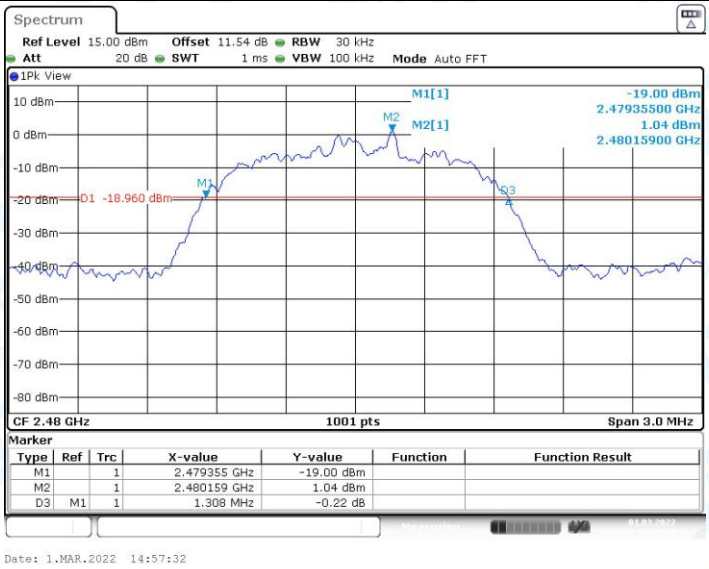

3DH5_Ant1_2480

2. Occupied Channel Bandwidth

2.1.Test Result

TestMode	Antenna	Channel	OCB [MHz]	FL[MHz]	FH[MHz]	Limit[MHz]	Verdict
DH5	Ant1	2402	0.860	2401.586	2402.447	---	---
		2441	0.857	2440.580	2441.438	---	---
		2480	0.863	2479.571	2480.435	---	---
2DH5	Ant1	2402	1.196	2401.413	2402.608	---	---
		2441	1.196	2440.413	2441.608	---	---
		2480	1.202	2479.404	2480.605	---	---
3DH5	Ant1	2402	1.196	2401.413	2402.608	---	---
		2441	1.196	2440.407	2441.602	---	---
		2480	1.208	2479.392	2480.599	---	---

2.2.Test Graphs

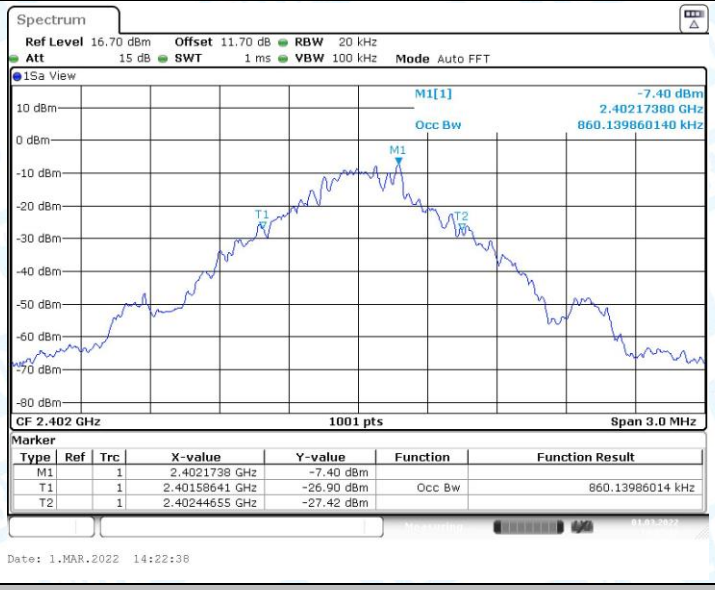

DH5_Ant1_2402

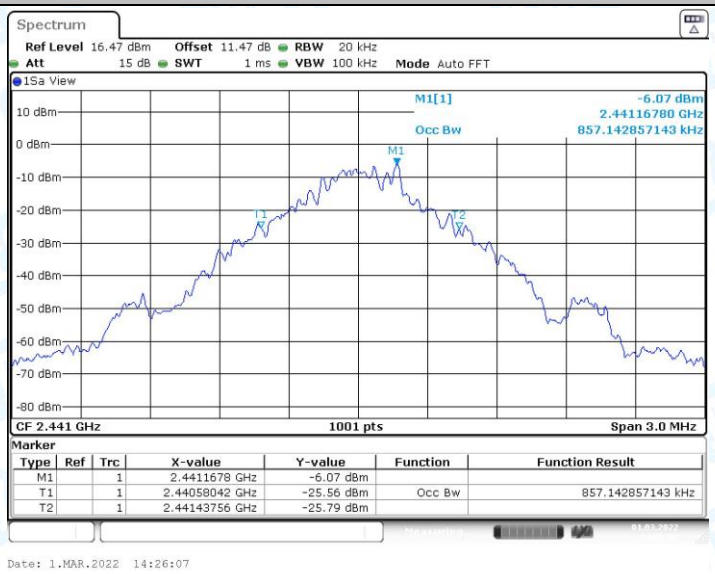

DH5_Ant1_2441

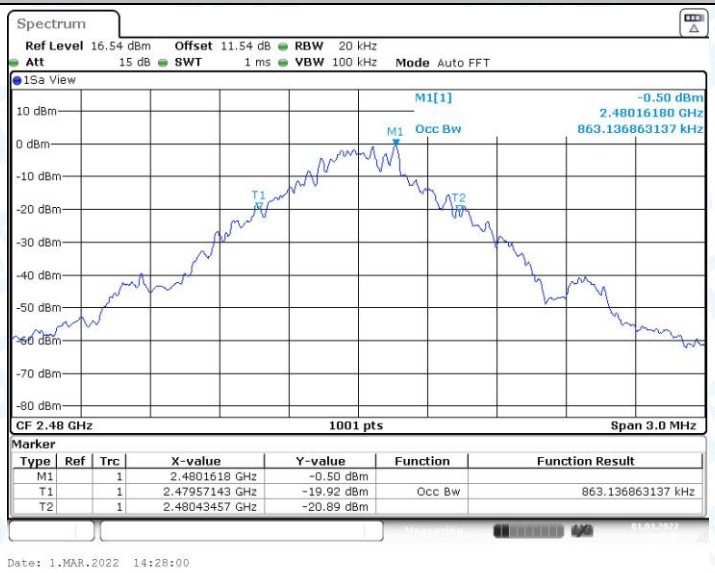

DH5_Ant1_2480

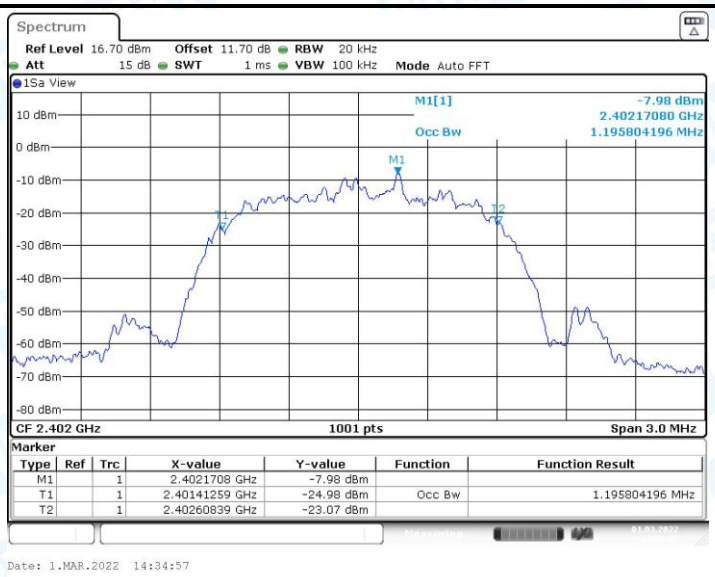

2DH5_Ant1_2402

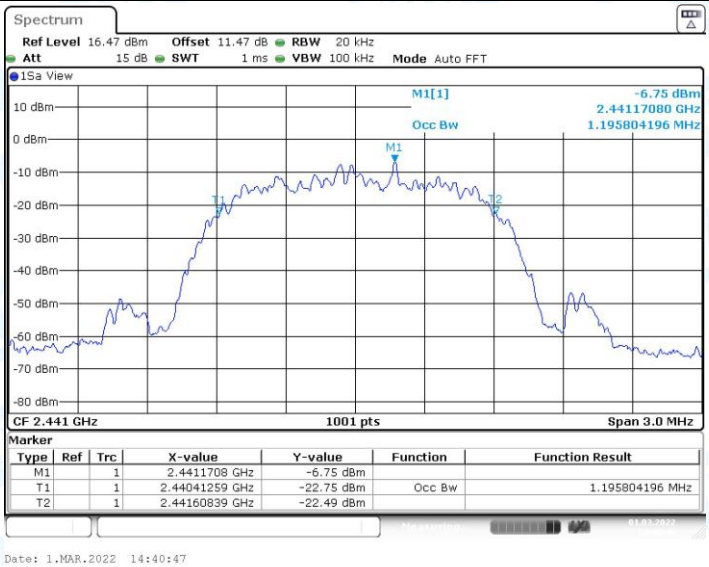

2DH5_Ant1_2441

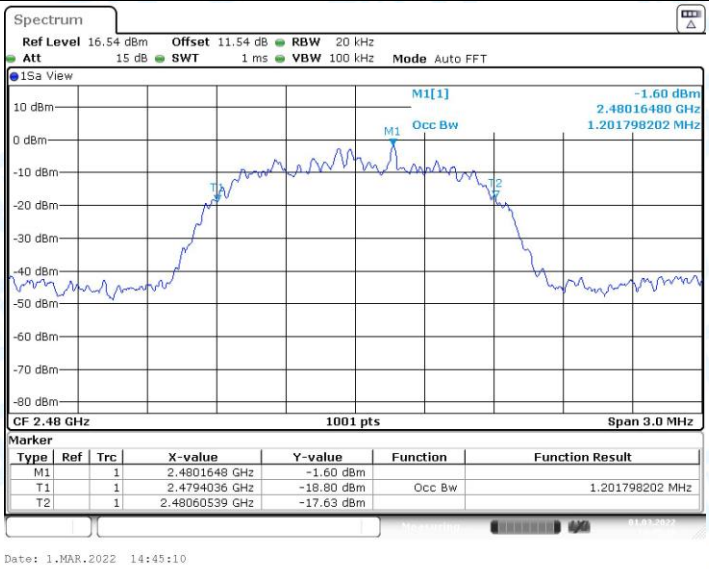

2DH5_Ant1_2480

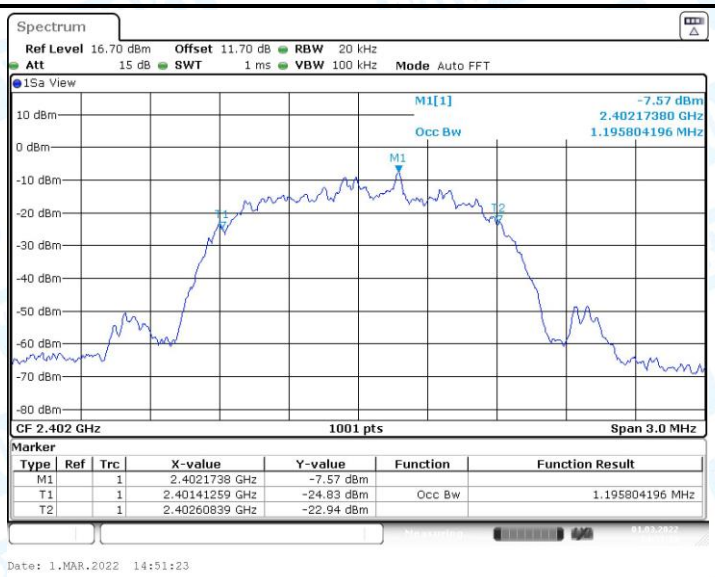

3DH5_Ant1_2402

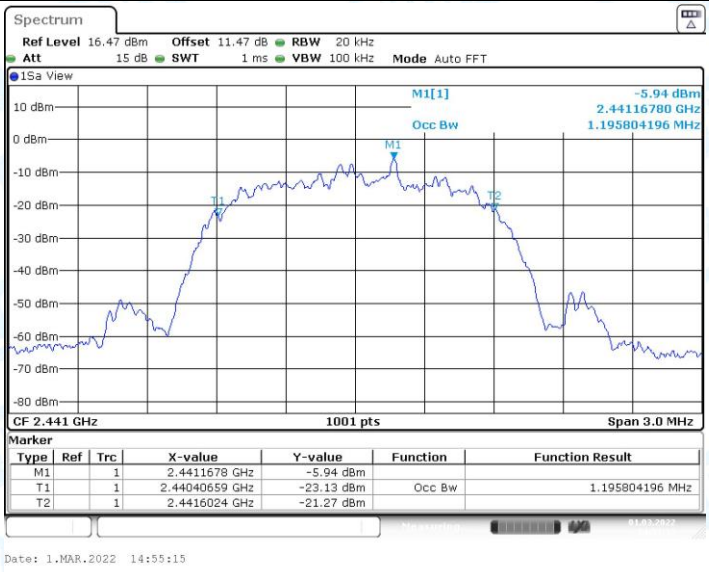

3DH5_Ant1_2441

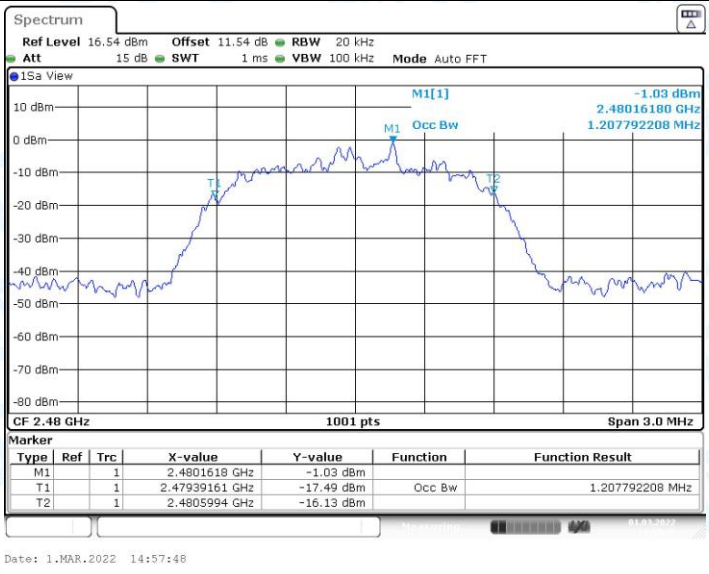

3DH5_Ant1_2480

3. Maximum conducted output power

3.1.Test Result

TestMode	Antenna	Channel	Result[dBm]	Limit[dBm]	Verdict
DH5	Ant1	2402	-3.65	≤20.97	PASS
		2441	-2.50	≤20.97	PASS
		2480	2.96	≤20.97	PASS
2DH5	Ant1	2402	-1.23	≤20.97	PASS
		2441	-0.07	≤20.97	PASS
		2480	4.52	≤20.97	PASS
3DH5	Ant1	2402	-1.17	≤20.97	PASS
		2441	0.45	≤20.97	PASS
		2480	4.77	≤20.97	PASS

3.2.Test Graphs

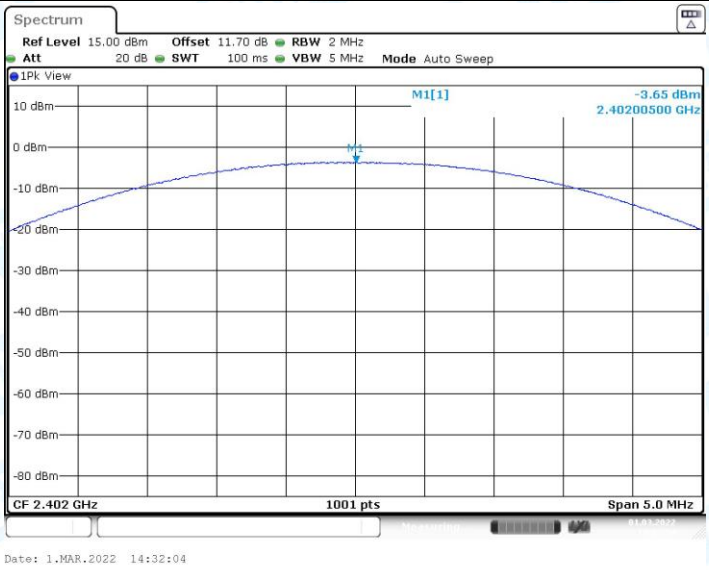

DH5_Ant1_2402

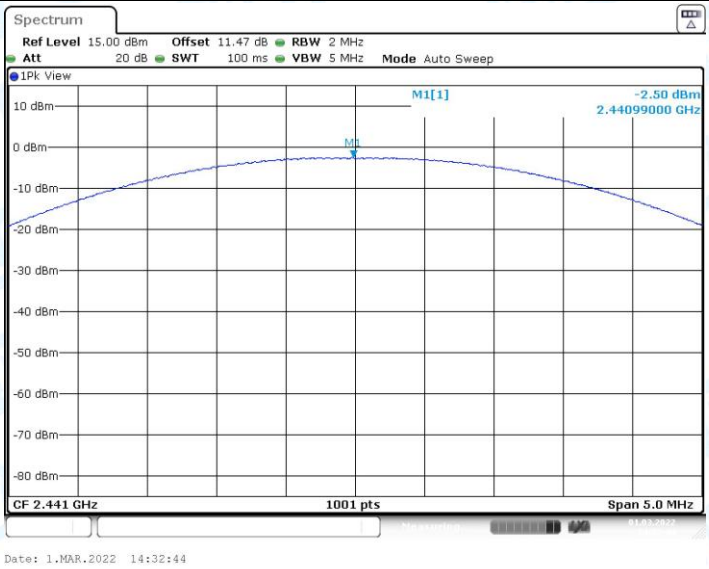

DH5_Ant1_2441

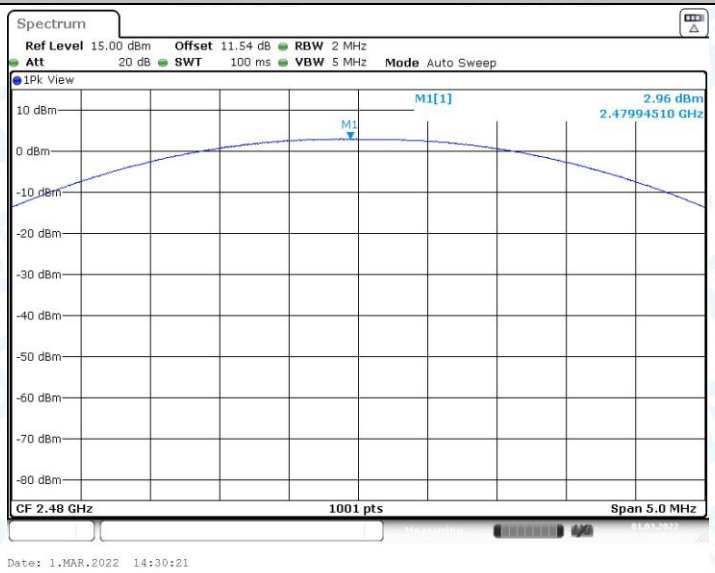

DH5_Ant1_2480

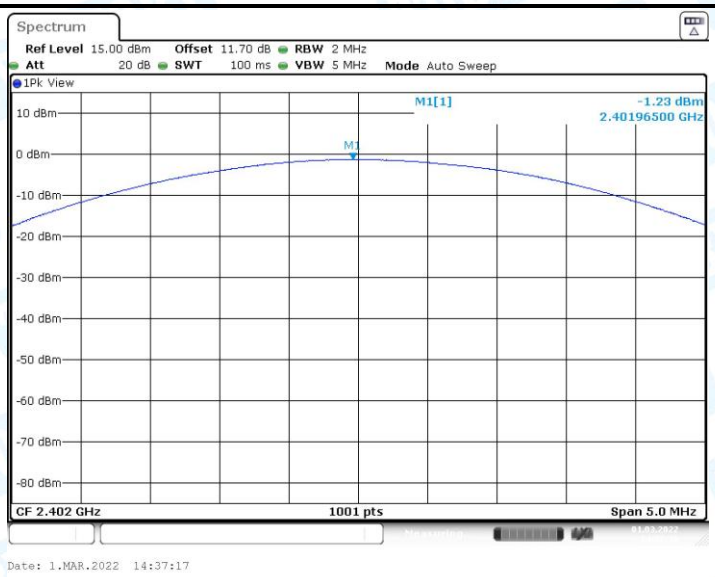

2DH5_Ant1_2402

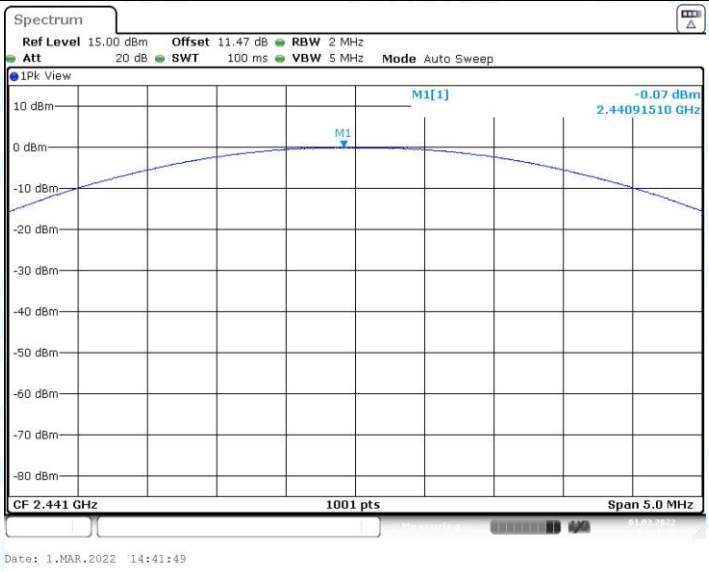

2DH5_Ant1_2441

2DH5_Ant1_2480

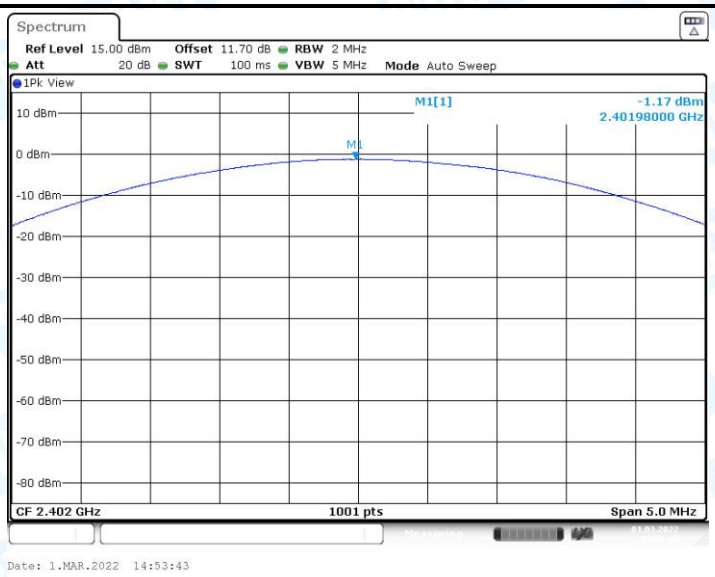

3DH5_Ant1_2402

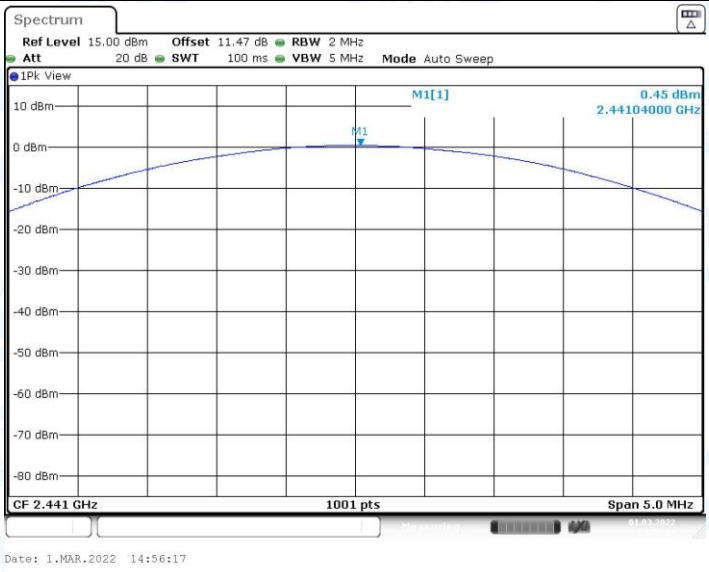

3DH5_Ant1_2441

3DH5_Ant1_2480

4. Carrier frequency separation

4.1.Test Result

TestMode	Antenna	Channel	Result[MHz]	Limit[MHz]	Verdict
DH5	Ant1	Hop	1.301	≥0.940	PASS
2DH5	Ant1	Hop	1.261	≥0.907	PASS
3DH5	Ant1	Hop	1.038	≥0.873	PASS

4.2.Test Graphs

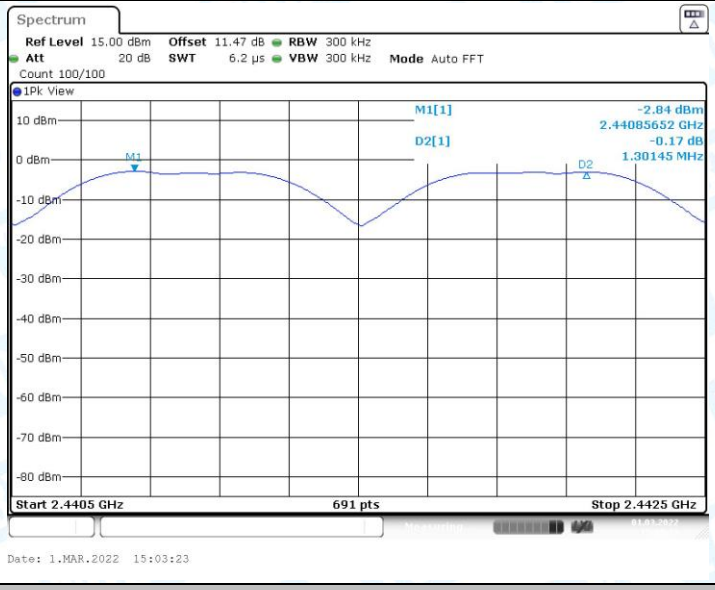

DH5_Ant1_Hop

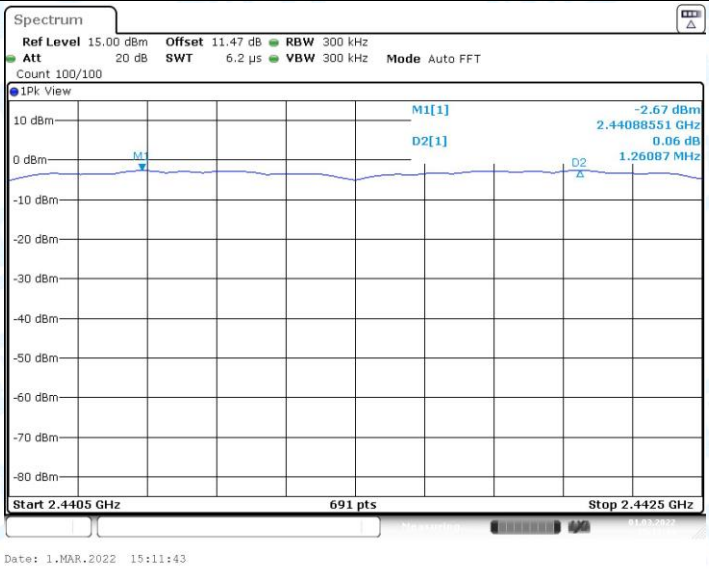

2DH5_Ant1_Hop

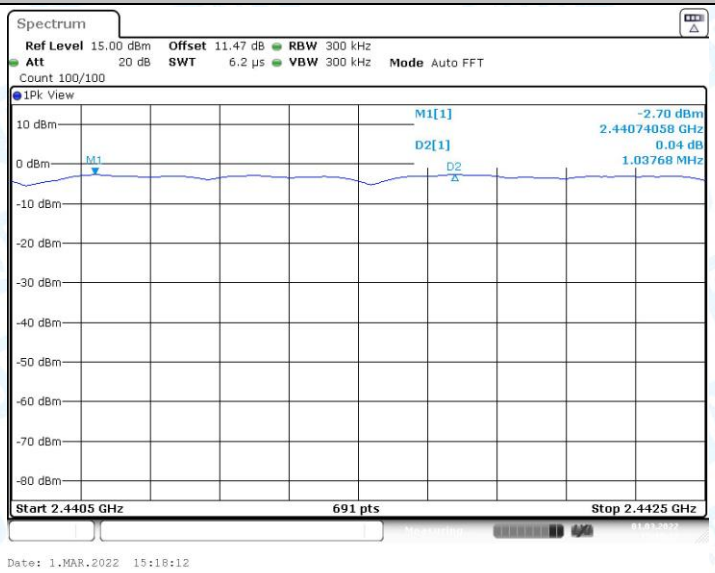

3DH5_Ant1_Hop

5. Time of occupancy

5.1.Test Result

TestMode	Antenna	Channel	BurstWidth [ms]	TotalHops [Num]	Result[s]	Limit[s]	Verdict
DH1	Ant1	Hop	0.37	320	0.117	≤0.4	PASS
DH3	Ant1	Hop	1.61	160	0.258	≤0.4	PASS
DH5	Ant1	Hop	2.85	106.67	0.304	≤0.4	PASS
2DH1	Ant1	Hop	0.37	320	0.119	≤0.4	PASS
2DH3	Ant1	Hop	1.62	160	0.258	≤0.4	PASS
2DH5	Ant1	Hop	2.86	106.67	0.305	≤0.4	PASS
3DH1	Ant1	Hop	0.37	320	0.118	≤0.4	PASS
3DH3	Ant1	Hop	1.61	160	0.258	≤0.4	PASS
3DH5	Ant1	Hop	2.86	106.67	0.305	≤0.4	PASS

5.2.Test Graphs

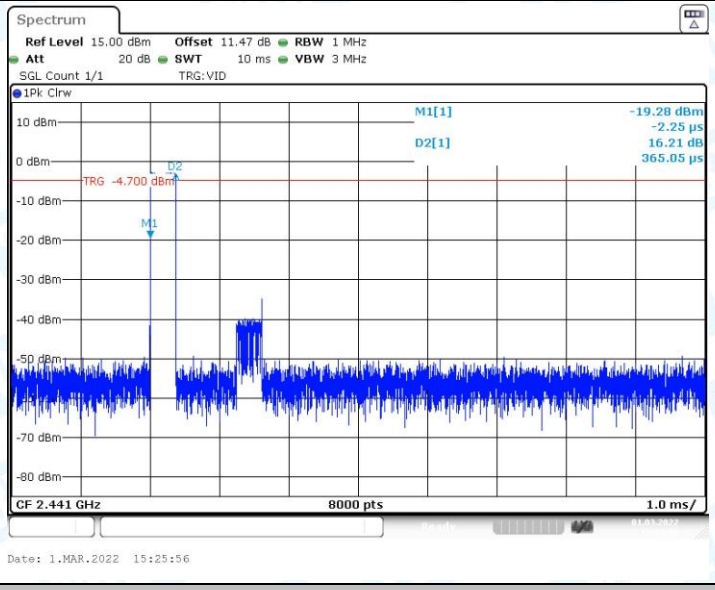

DH1_Ant1_Hop

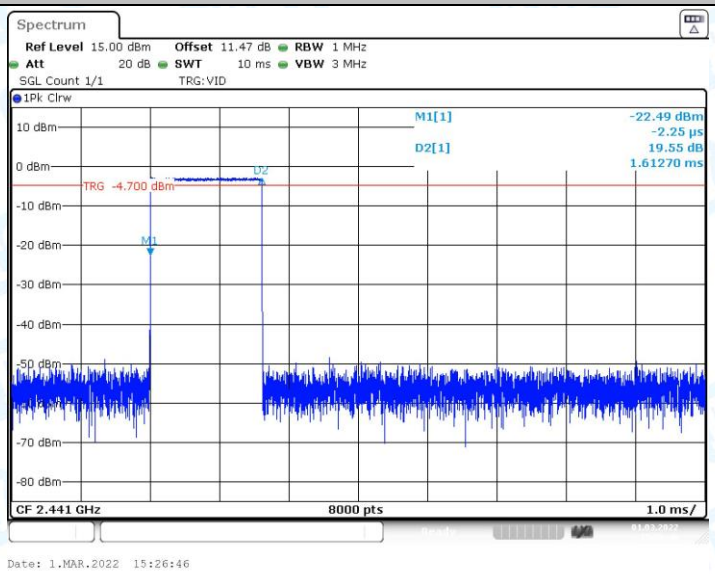

DH3_Ant1_Hop

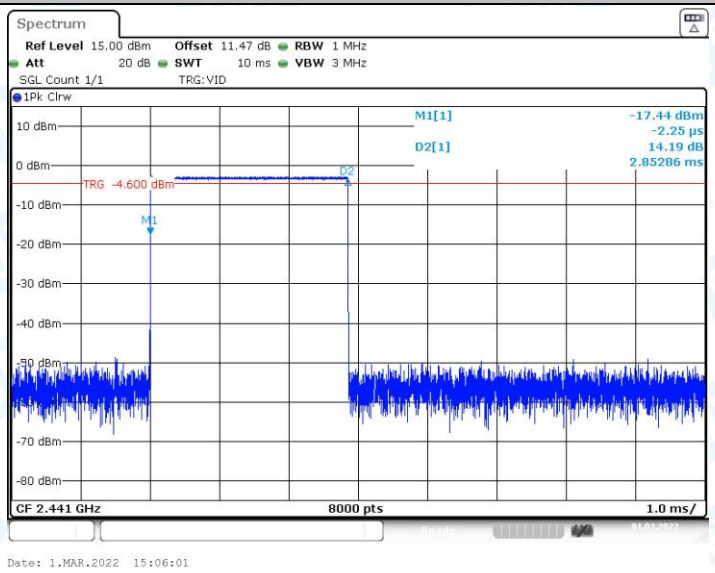

DH5_Ant1_Hop

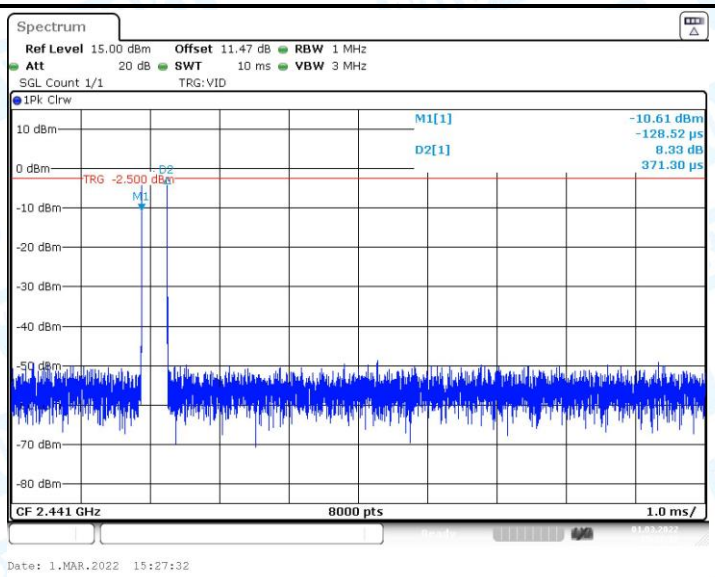

2DH1_Ant1_Hop

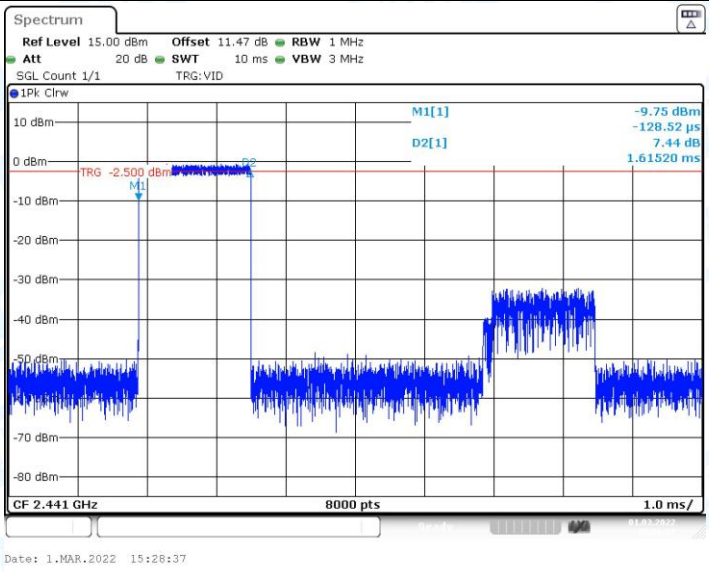

2DH3_Ant1_Hop

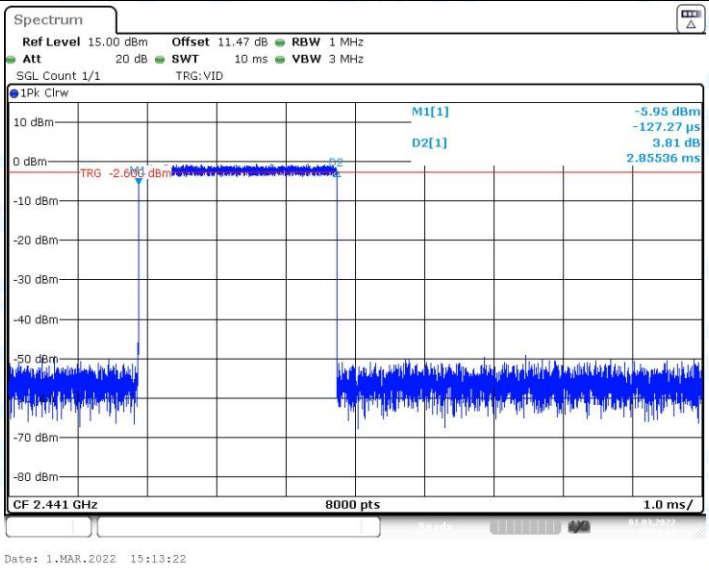

2DH5_Ant1_Hop

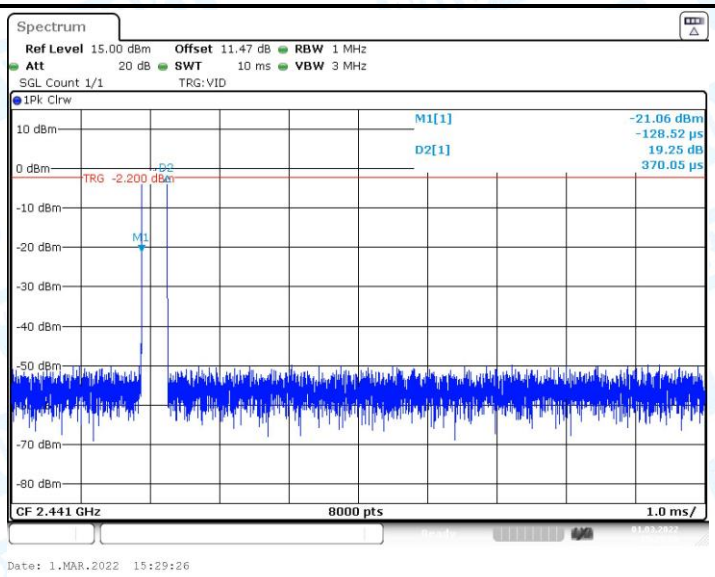

3DH1_Ant1_Hop

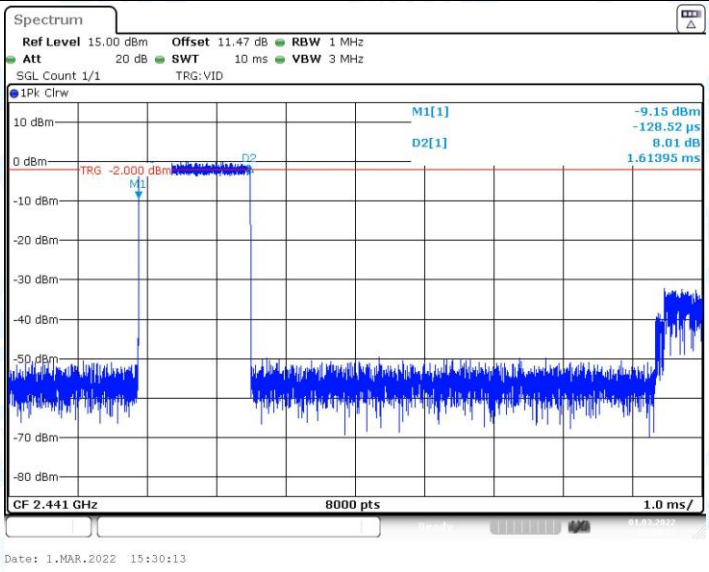

3DH3_Ant1_Hop

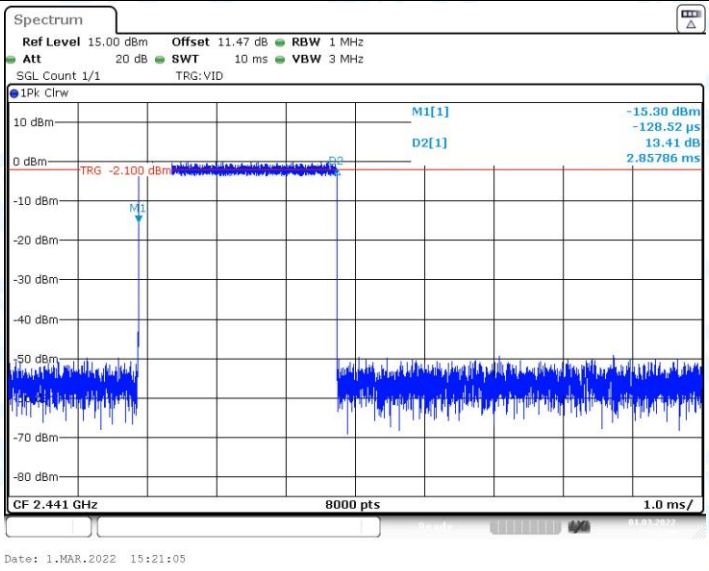

3DH5_Ant1_Hop

6. Number of hopping channels

6.1.Test Result

TestMode	Antenna	Channel	Result[Num]	Limit[Num]	Verdict
DH5	Ant1	Hop	79	≥15	PASS
2DH5	Ant1	Hop	79	≥15	PASS
3DH5	Ant1	Hop	79	≥15	PASS

6.2.Test Graphs

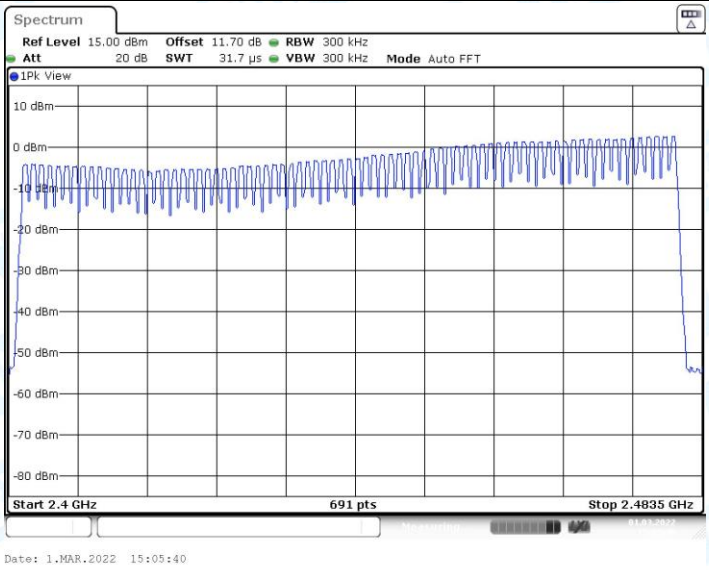

DH5_Ant1_Hop

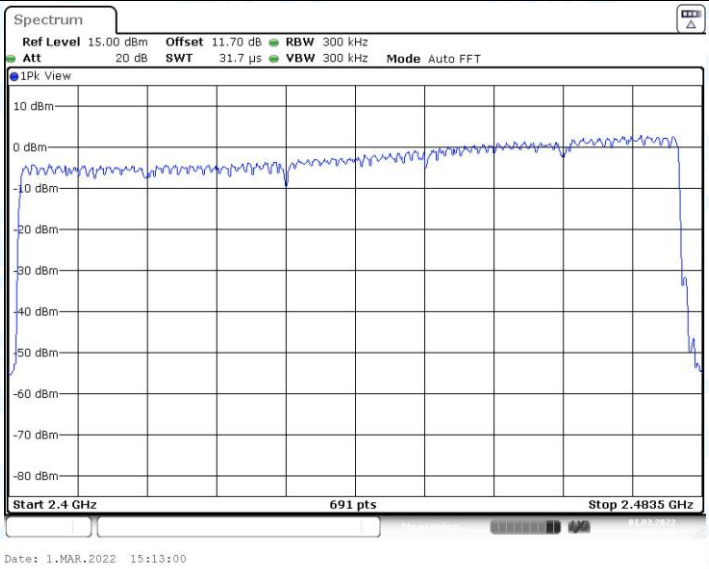

2DH5_Ant1_Hop

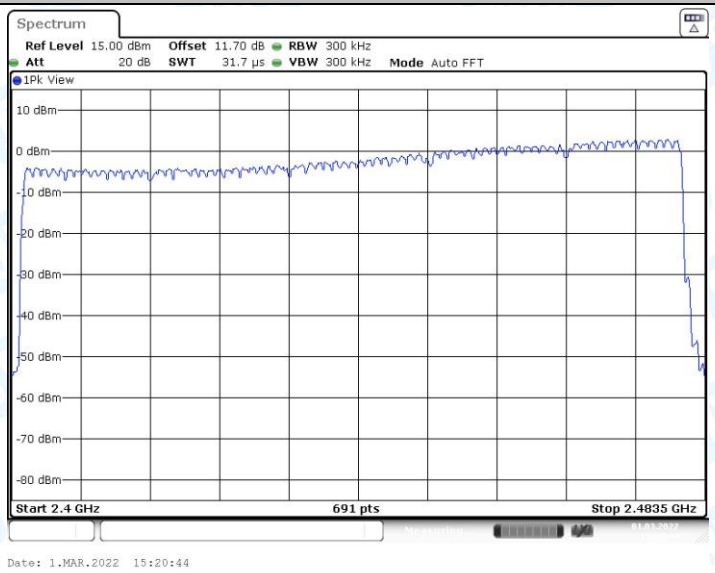

3DH5_Ant1_Hop