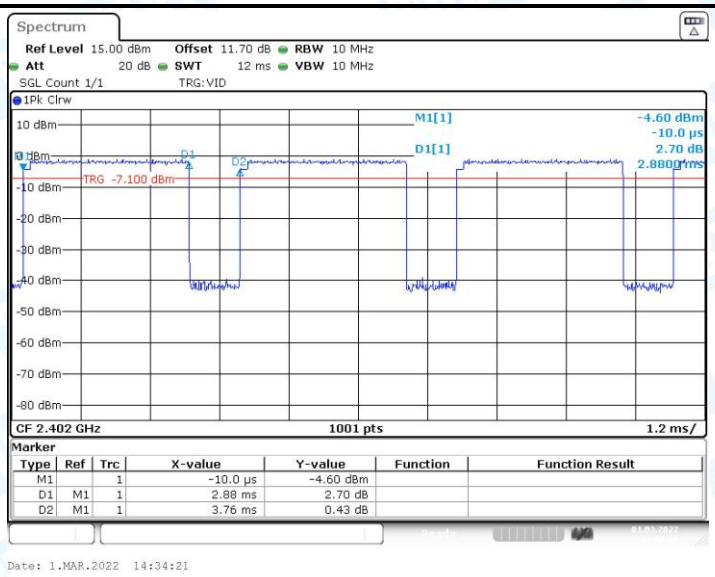

2DH5_Ant1_2402

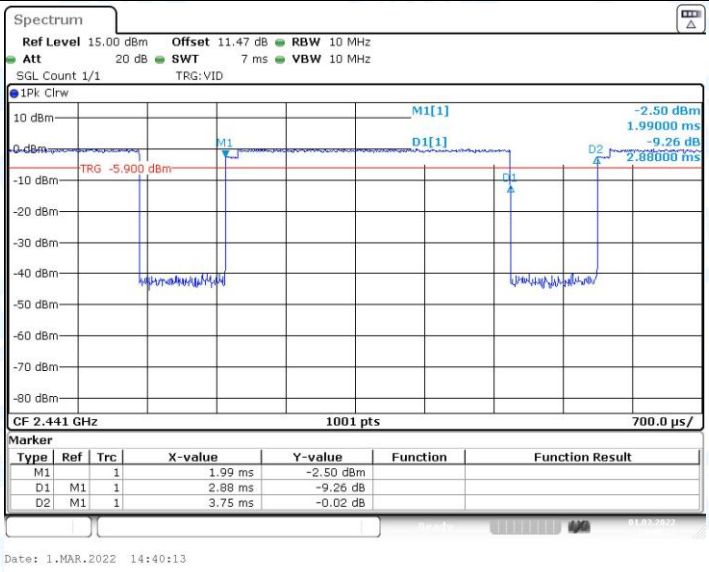

2DH5_Ant1_2441

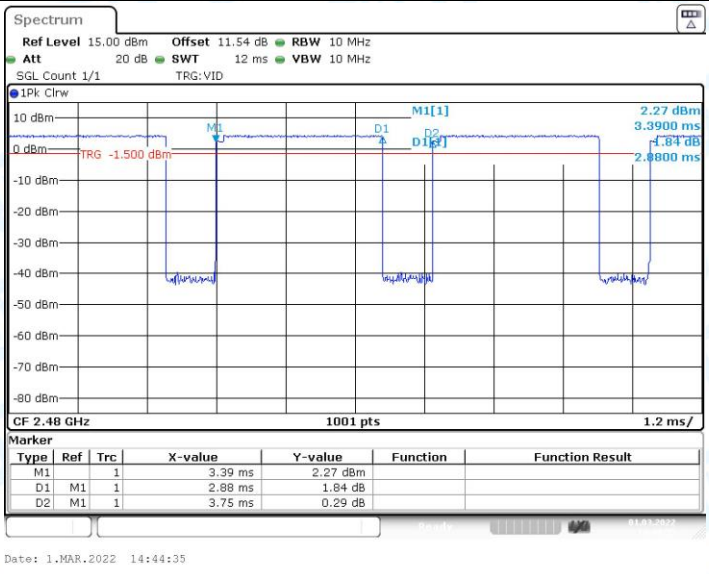

2DH5_Ant1_2480

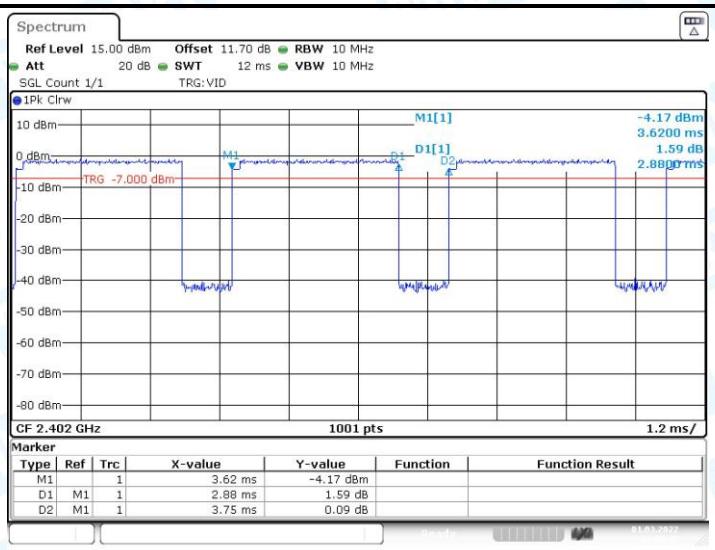

3DH5_Ant1_2402

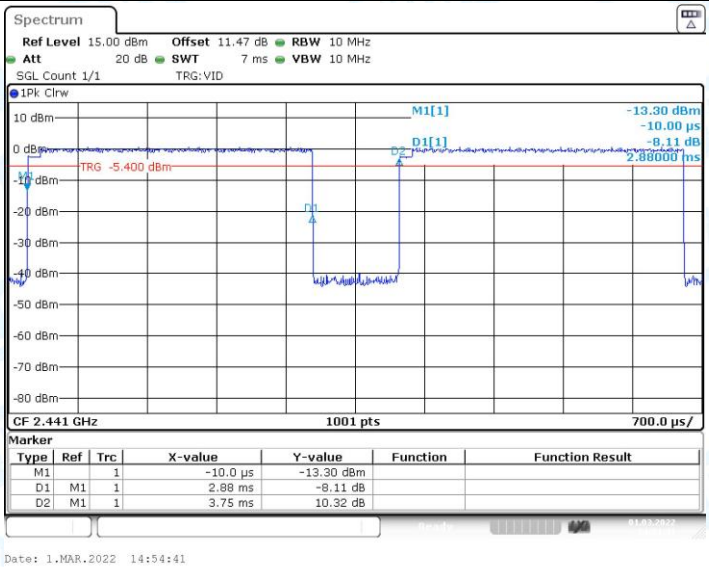

3DH5_Ant1_2441

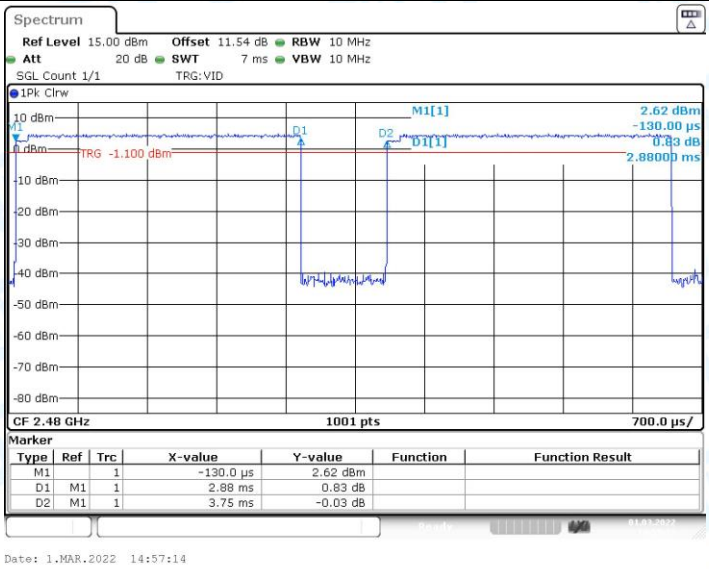

3DH5_Ant1_2480

10. Emissions in Restricted Bands

10.1.Test Result

TestMode	Antenna	ChName	Channel	Detector	Freq. [MHz]	Result [dBm]	Limit [dBm]	Verdict
DH5	Ant1	Low	2402	AV	2310.000	-58.75	≤-41.20	PASS
				AV	2341.848	-56.54	≤-41.20	PASS
				AV	2390.000	-58.68	≤-41.20	PASS
				Peak	2310.000	-47.46	≤-21.20	PASS
				Peak	2367.565	-44.65	≤-21.20	PASS
				Peak	2390.000	-48.9	≤-21.20	PASS
		High	2480	AV	2483.500	-57.35	≤-41.20	PASS
				AV	2483.681	-57.24	≤-41.20	PASS
				AV	2500.000	-57.9	≤-41.20	PASS
				Peak	2483.500	-48.28	≤-21.20	PASS
				Peak	2483.913	-44.92	≤-21.20	PASS
				Peak	2500.000	-47.48	≤-21.20	PASS
2DH5	Ant1	Low	2402	AV	2310.000	-58.89	≤-41.20	PASS
				AV	2341.239	-56.37	≤-41.20	PASS
				AV	2390.000	-58.68	≤-41.20	PASS
				Peak	2310.000	-48.23	≤-21.20	PASS
				Peak	2343.978	-44.32	≤-21.20	PASS
				Peak	2390.000	-47.67	≤-21.20	PASS
		High	2480	AV	2483.500	-56.8	≤-41.20	PASS
				AV	2483.565	-56.97	≤-41.20	PASS
				AV	2500.000	-57.95	≤-41.20	PASS
				Peak	2483.500	-47.6	≤-21.20	PASS
				Peak	2493.884	-45.7	≤-21.20	PASS
				Peak	2500.000	-47.97	≤-21.20	PASS
3DH5	Ant1	Low	2402	AV	2310.000	-58.86	≤-41.20	PASS
				AV	2340.478	-56.38	≤-41.20	PASS
				AV	2390.000	-58.69	≤-41.20	PASS
				Peak	2310.000	-47.53	≤-21.20	PASS
				Peak	2340.630	-44.08	≤-21.20	PASS
				Peak	2390.000	-48.03	≤-21.20	PASS
		High	2480	AV	2483.500	-56.56	≤-41.20	PASS
				AV	2483.565	-56.71	≤-41.20	PASS
				AV	2500.000	-58.11	≤-41.20	PASS
				Peak	2483.500	-46.41	≤-21.20	PASS
				Peak	2499.217	-45.07	≤-21.20	PASS
				Peak	2500.000	-47.44	≤-21.20	PASS
				Peak	2500.000	-47.31	≤-21.20	PASS

Note：

1. The Antenna Gain is compensated in the graph.
2. The limit in dBm for average detector is conversion from 54dBuV/m, according to 15.209(a). The limit in dBm for peak detector is 20dB above the limit of average detector in dBm.

10.2.Test Graphs

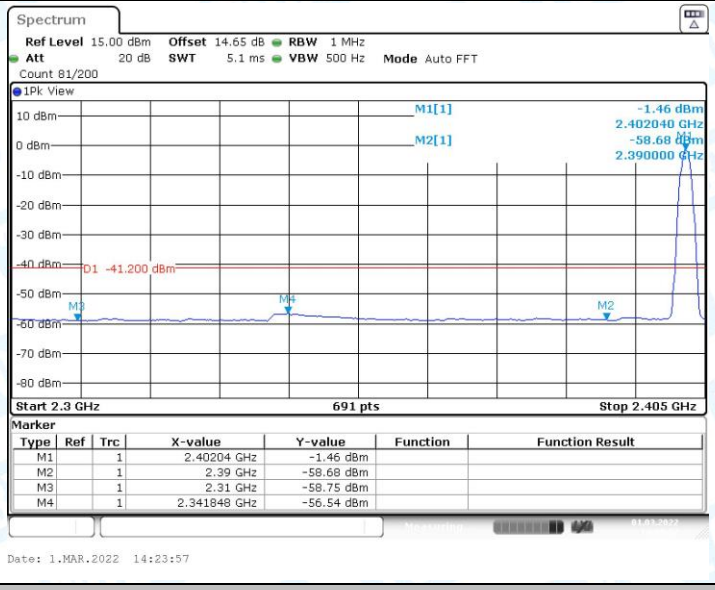

DH5_Ant1_Low_2402_AV

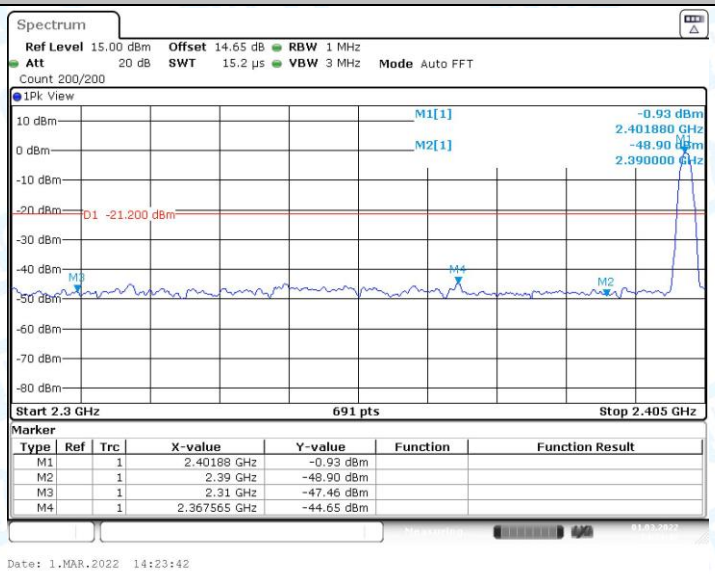

DH5_Ant1_Low_2402_Peak

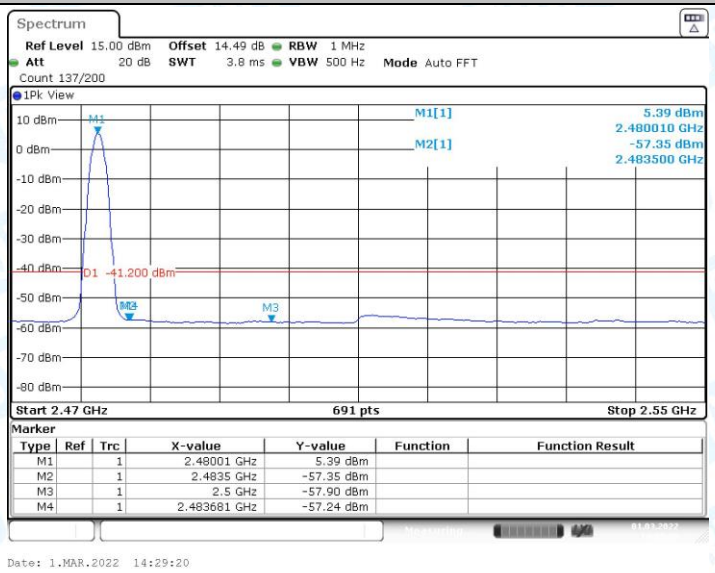

DH5_Ant1_High_2480_AV

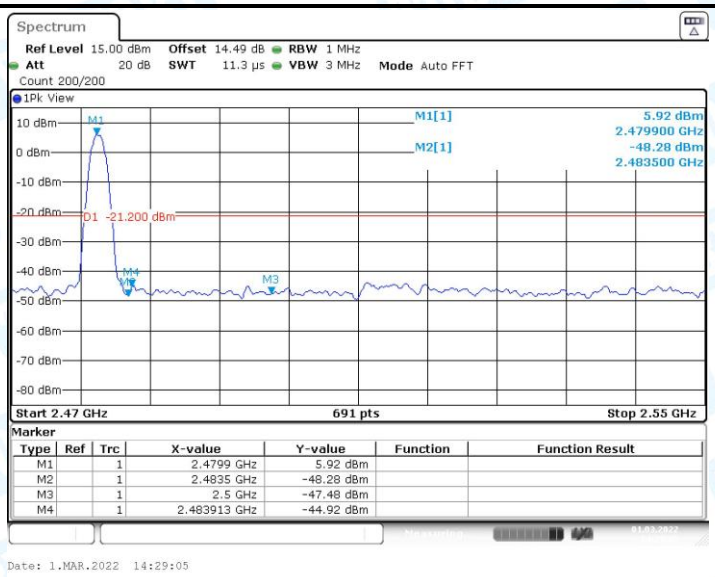

DH5_Ant1_High_2480_Peak

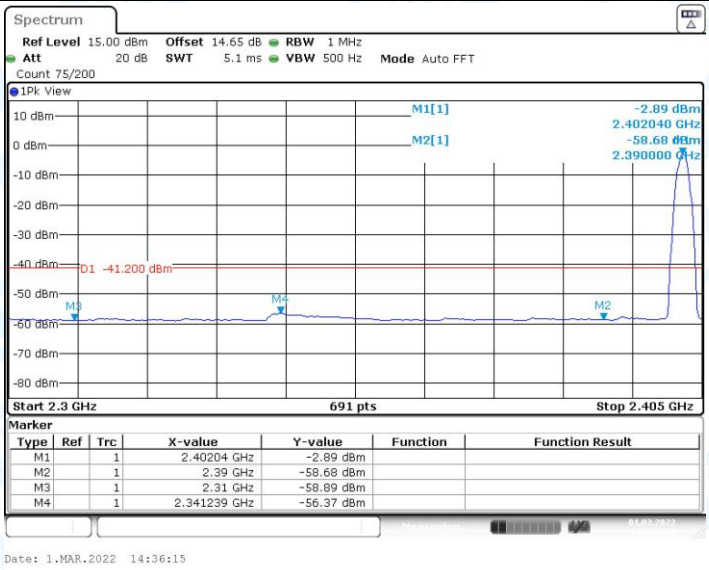

2DH5_Ant1_Low_2402_AV

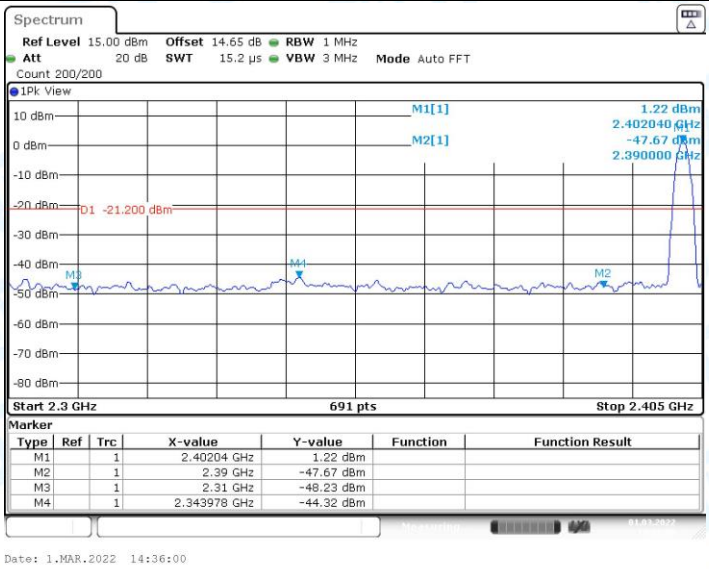

2DH5_Ant1_Low_2402_Peak

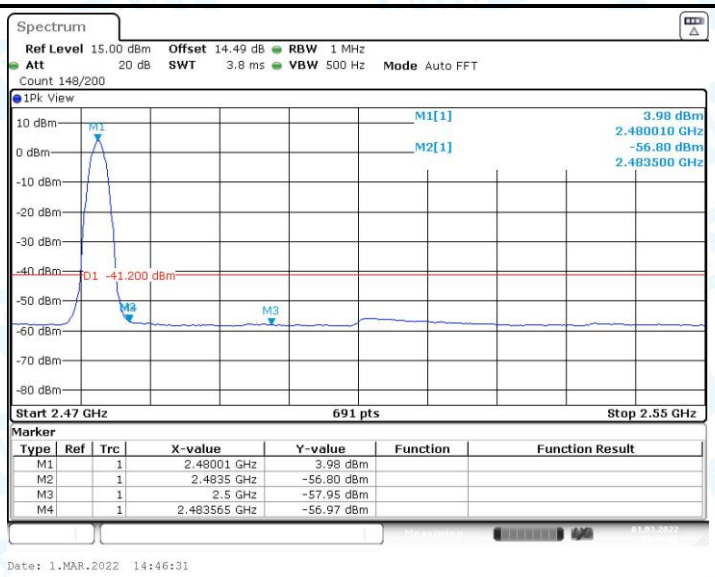

2DH5_Ant1_High_2480_AV

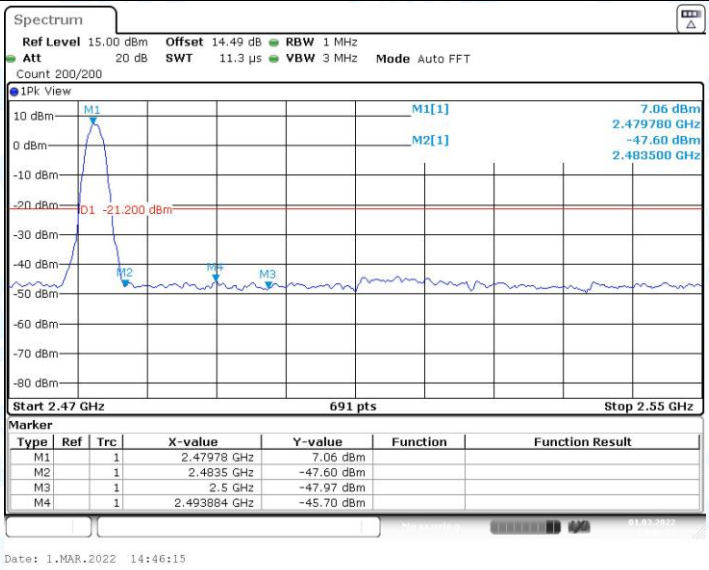

2DH5_Ant1_High_2480_Peak

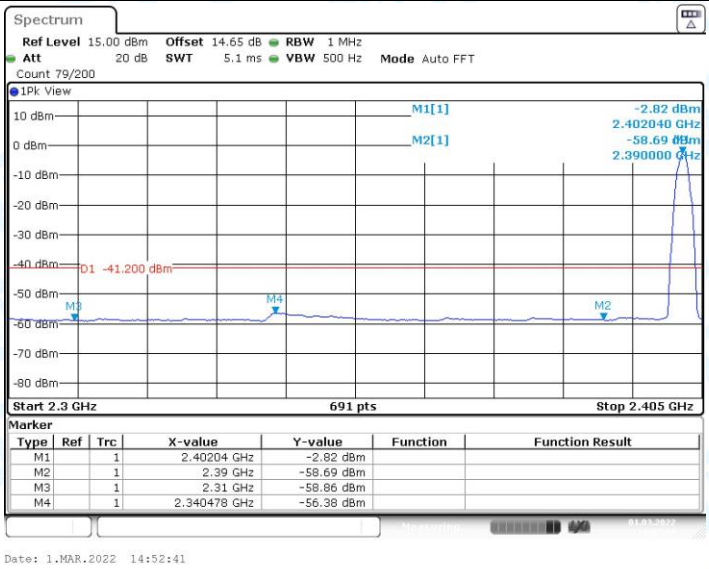

3DH5_Ant1_Low_2402_AV

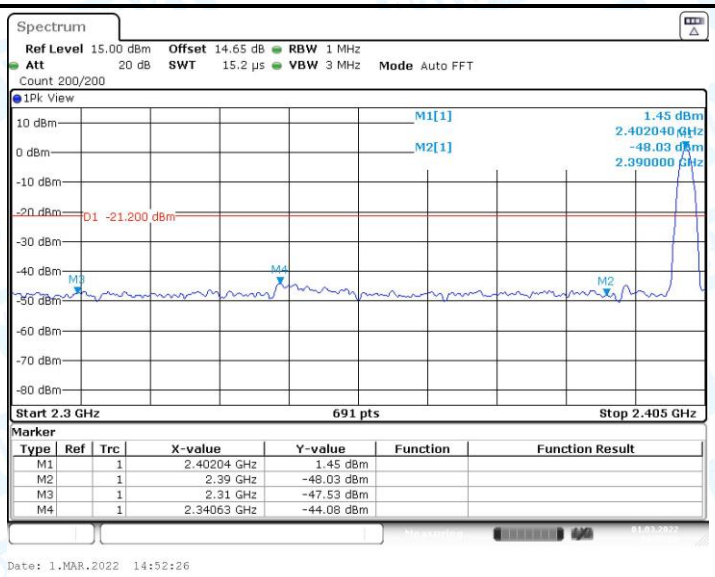

3DH5_Ant1_Low_2402_Peak

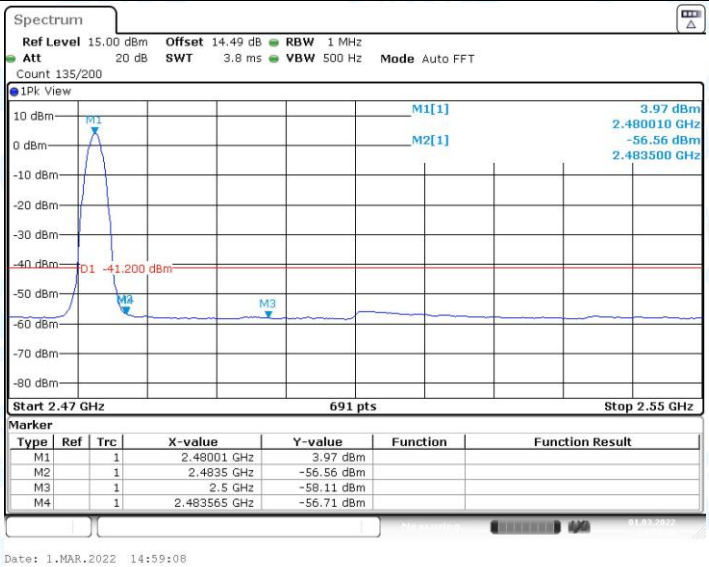

3DH5_Ant1_High_2480_AV

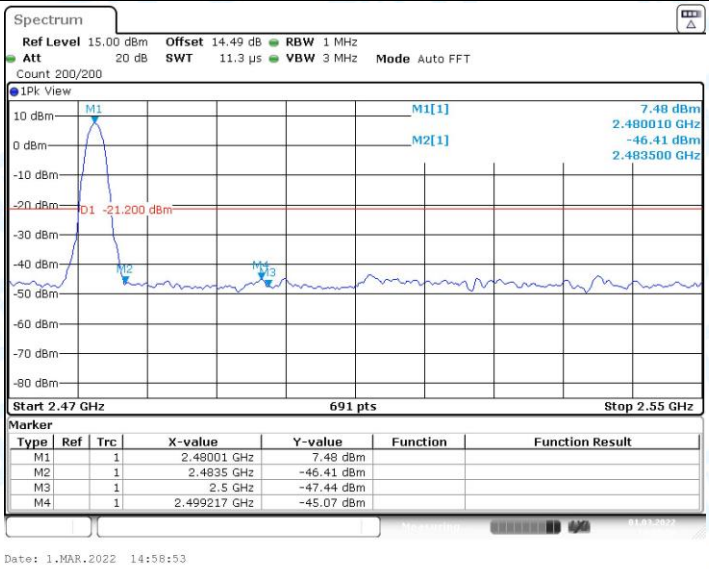

3DH5_Ant1_High_2480_Peak

-----End of the report-----