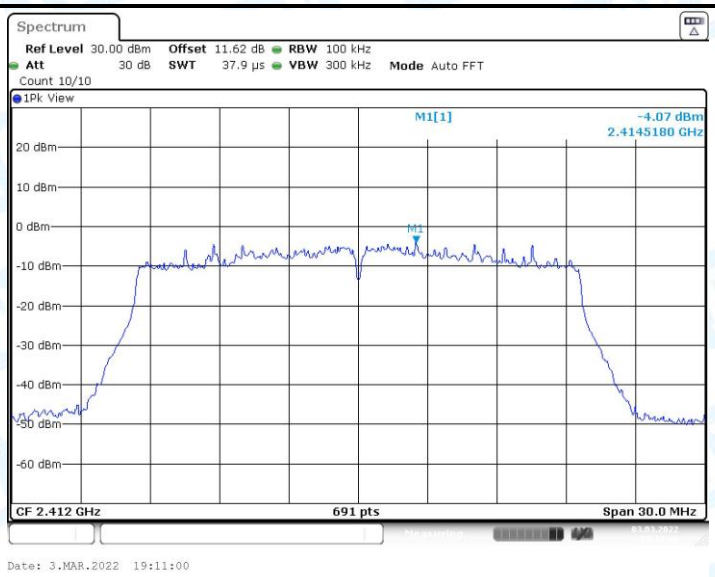

11AX20MIMO_Ant1_2412_0~Reference

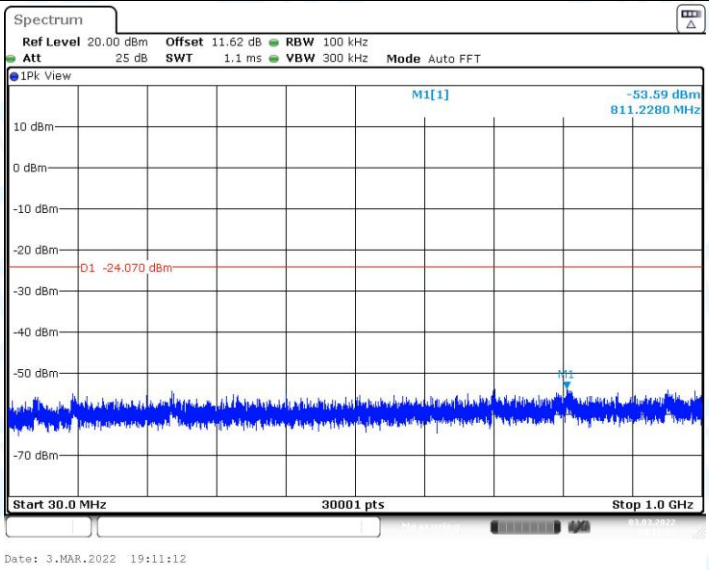

11AX20MIMO_Ant1_2412_30~1000

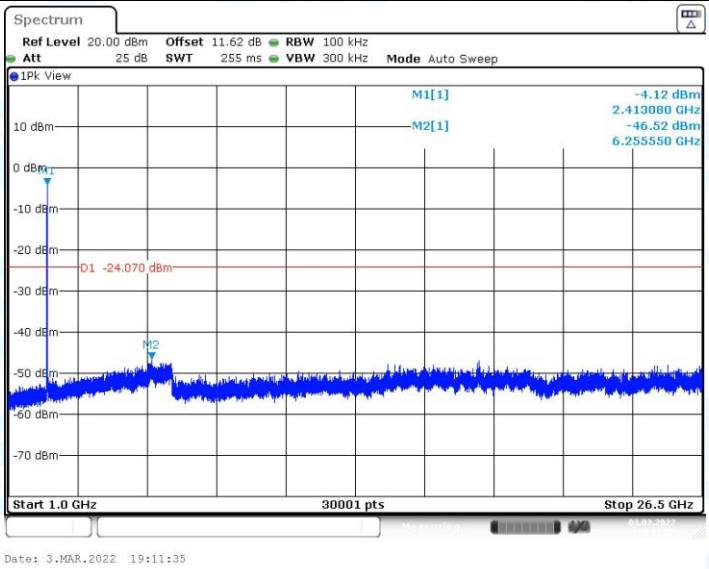

11AX20MIMO_Ant1_2412_1000~26500

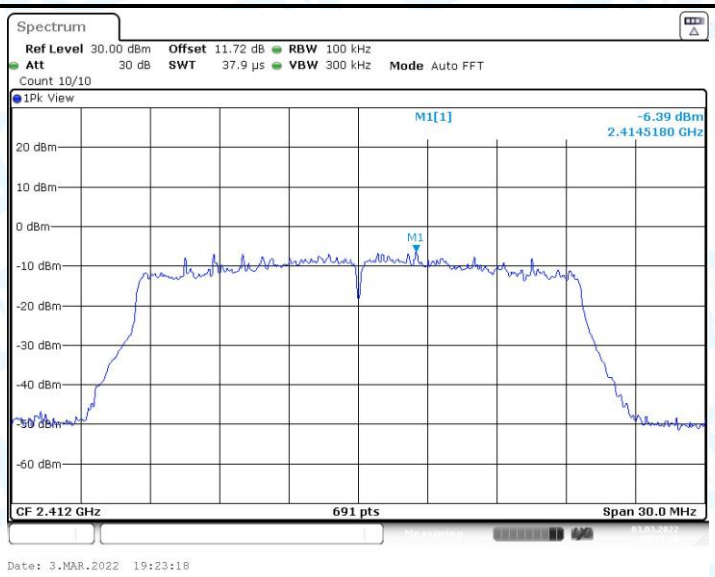

11AX20MIMO_Ant2_2412_0~Reference

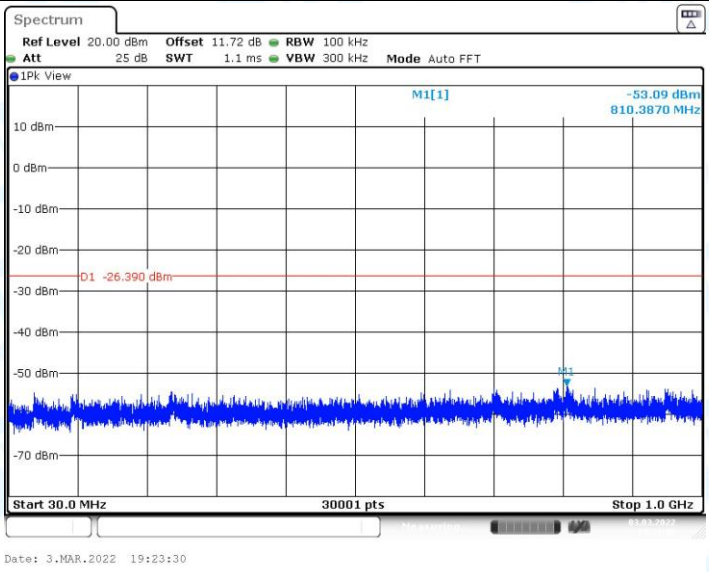

11AX20MIMO_Ant2_2412_30~1000

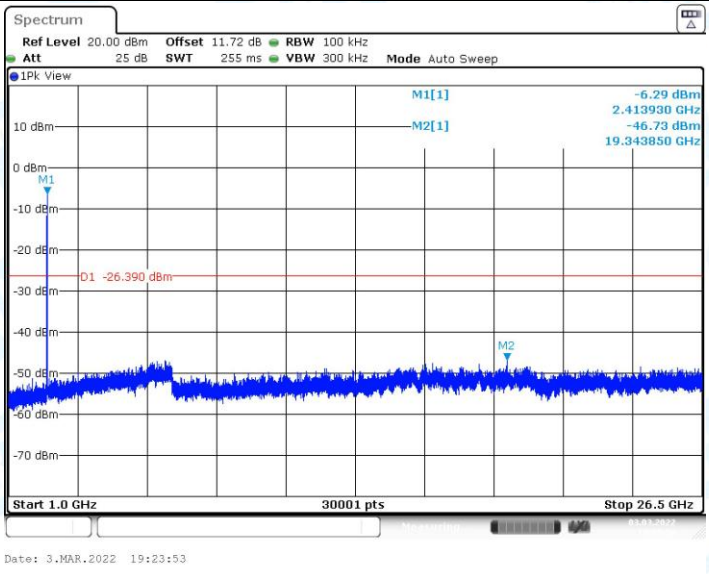

11AX20MIMO_Ant2_2412_1000~26500

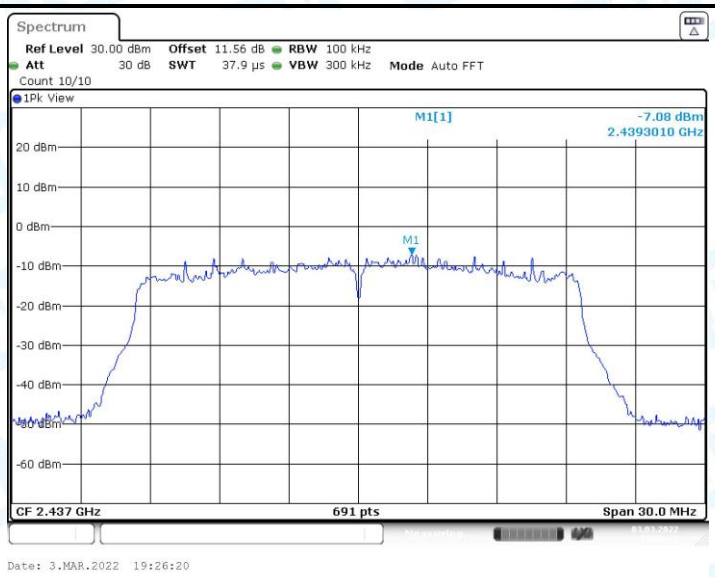

11AX20MIMO_Ant1_2437_0~Reference

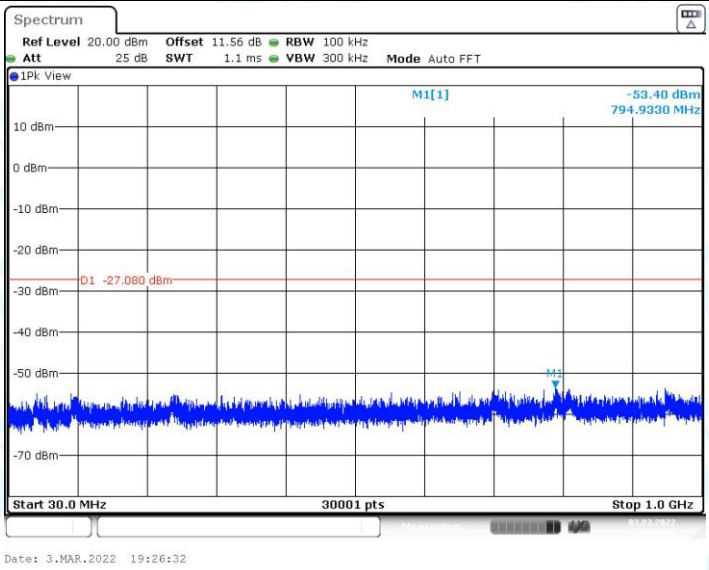

11AX20MIMO_Ant1_2437_30~1000

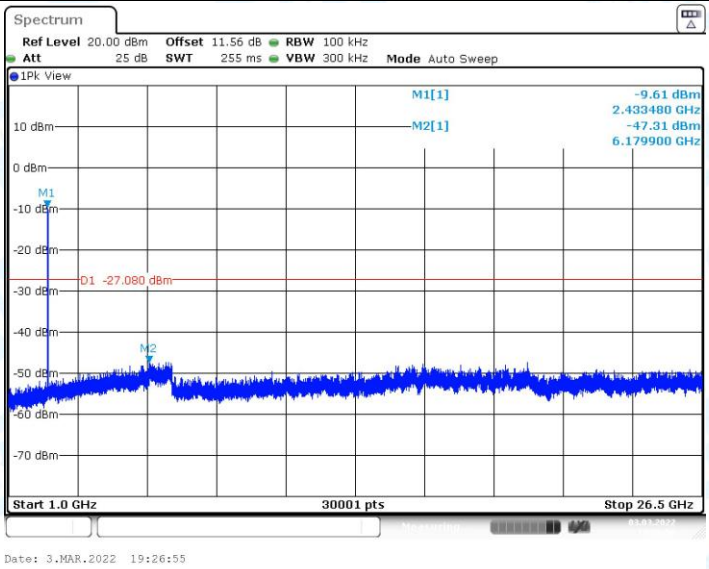

11AX20MIMO_Ant1_2437_1000~26500

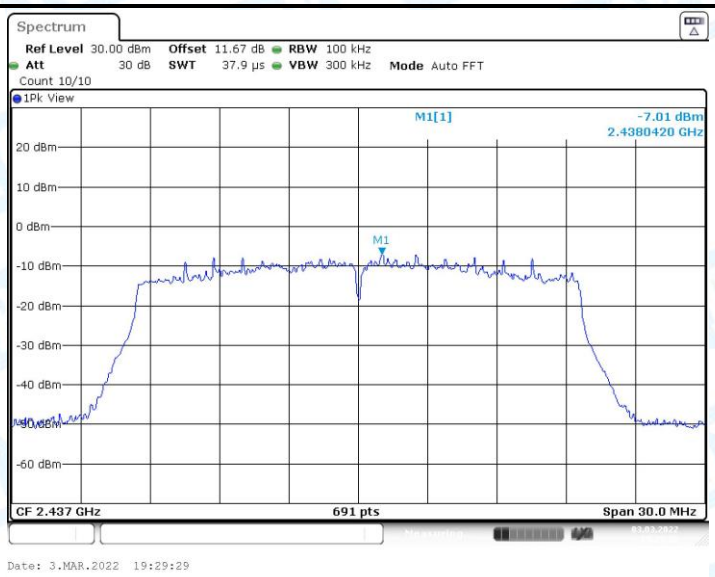

11AX20MIMO_Ant2_2437_0~Reference

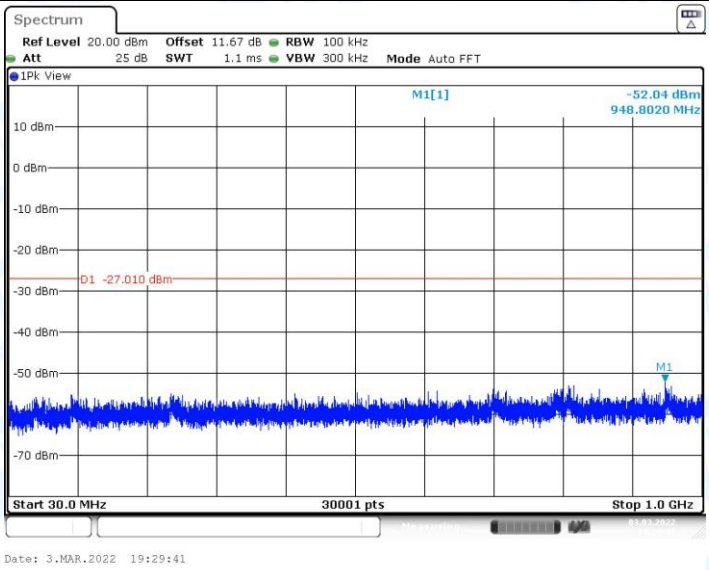

11AX20MIMO_Ant2_2437_30~1000

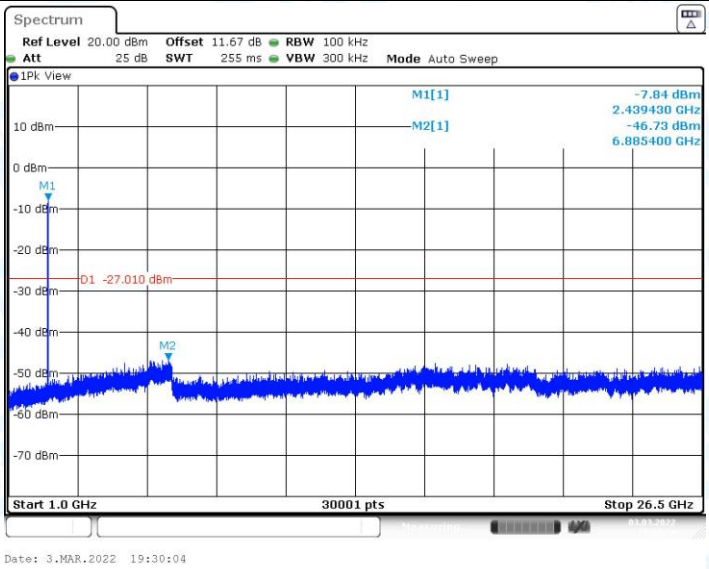

11AX20MIMO_Ant2_2437_1000~26500

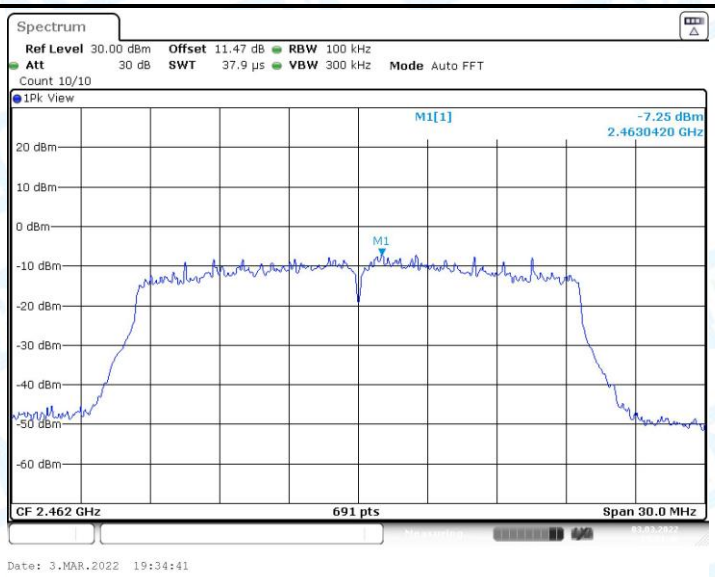

11AX20MIMO_Ant1_2462_0~Reference

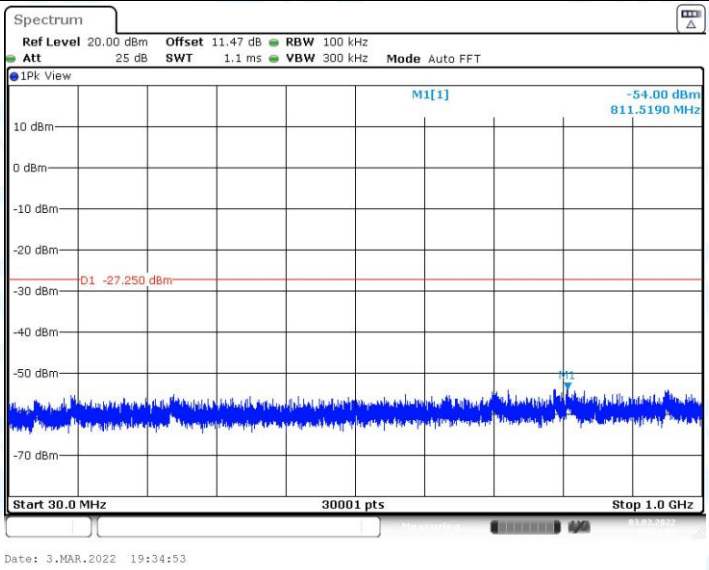

11AX20MIMO_Ant1_2462_30~1000

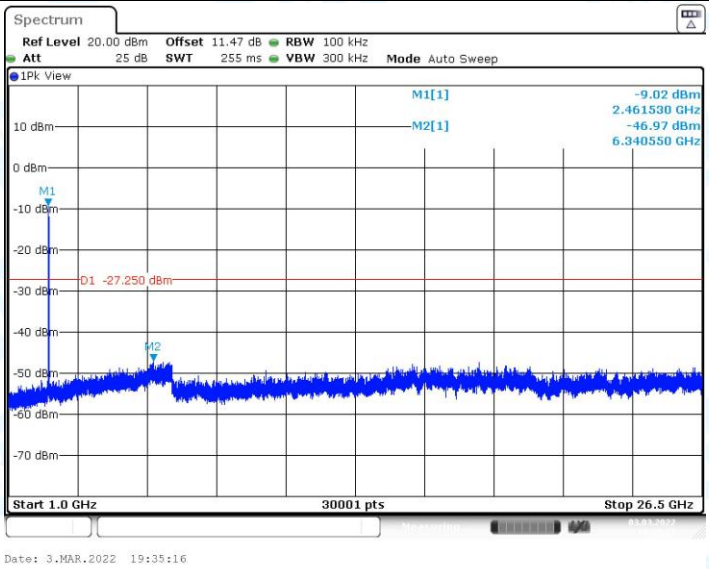

11AX20MIMO_Ant1_2462_1000~26500

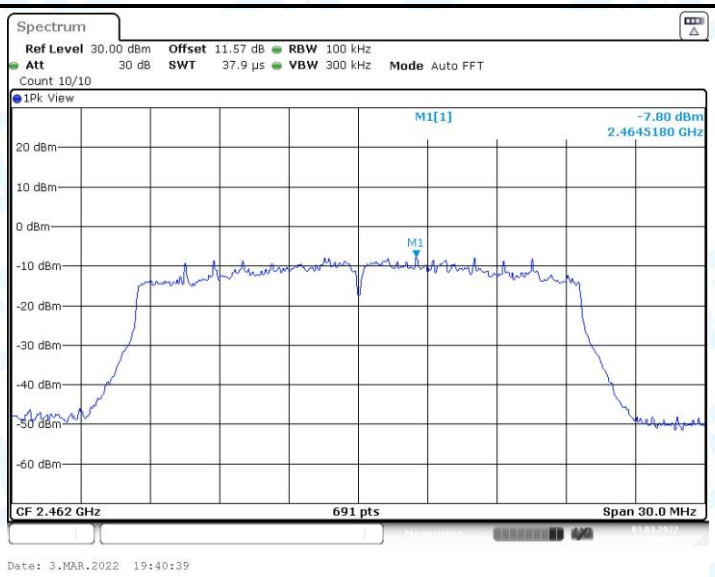

11AX20MIMO_Ant2_2462_0~Reference

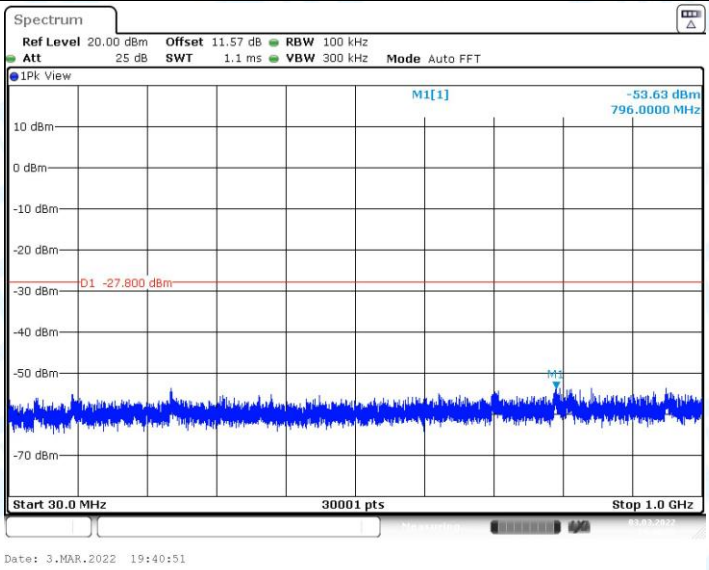

11AX20MIMO_Ant2_2462_30~1000

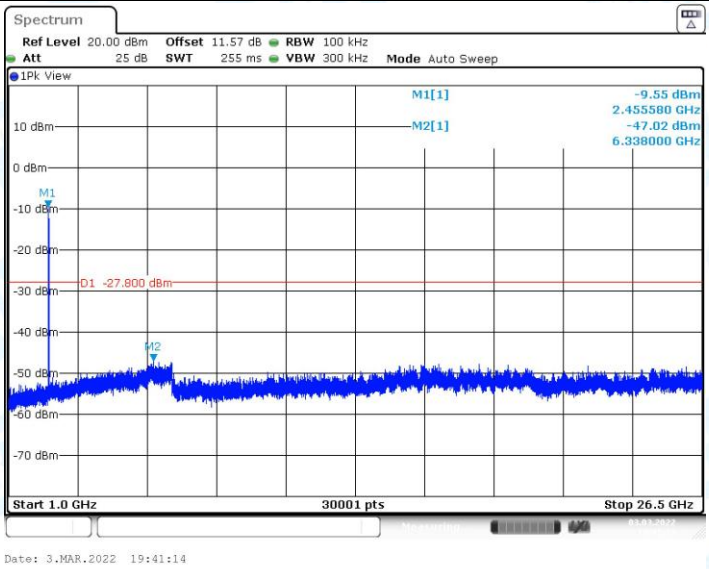

11AX20MIMO_Ant2_2462_1000~26500

7. Duty Cycle

7.1.Test Result

TestMode	Antenna	Channel	Transmission Duration [ms]	Transmission Period [ms]	Duty Cycle [%]	Limit	Verdict
11B	Ant1	2412	8.42	8.45	99.64	---	---
	Ant2	2412	8.41	8.44	99.64	---	---
	Ant1	2437	8.42	8.45	99.64	---	---
	Ant2	2437	8.42	8.46	99.53	---	---
	Ant1	2462	8.41	8.44	99.64	---	---
	Ant2	2462	8.41	8.45	99.53	---	---
11G	Ant1	2412	1.39	1.43	97.20	---	---
	Ant2	2412	1.40	1.43	97.90	---	---
	Ant1	2437	1.40	1.44	97.22	---	---
	Ant2	2437	1.40	1.44	97.22	---	---
	Ant1	2462	1.40	1.44	97.22	---	---
	Ant2	2462	1.39	1.43	97.20	---	---
11N20MIMO	Ant1	2412	1.31	1.35	97.04	---	---
	Ant2	2412	1.30	1.34	97.01	---	---
	Ant1	2437	1.30	1.34	97.01	---	---
	Ant2	2437	1.31	1.35	97.04	---	---
	Ant1	2462	1.30	1.34	97.01	---	---
	Ant2	2462	1.30	1.34	97.01	---	---
11N40MIMO	Ant1	2422	17.00	17.00	100.00	---	---
11AX20MIMO	Ant1	2412	1.02	1.06	96.23	---	---
	Ant2	2412	1.02	1.06	96.23	---	---
	Ant1	2437	1.02	1.06	96.23	---	---
	Ant2	2437	1.02	1.06	96.23	---	---
	Ant1	2462	1.03	1.07	96.26	---	---
	Ant2	2462	1.02	1.06	96.23	---	---

7.2.Test Graphs

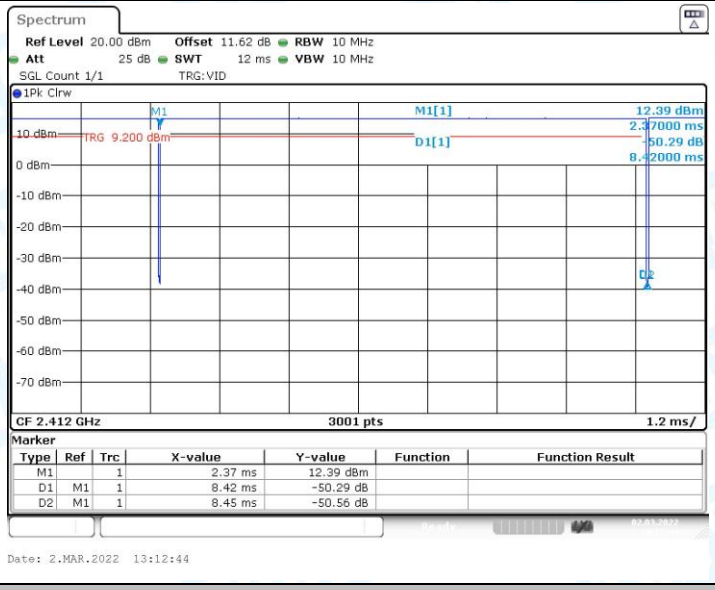

11B_Ant1_2412

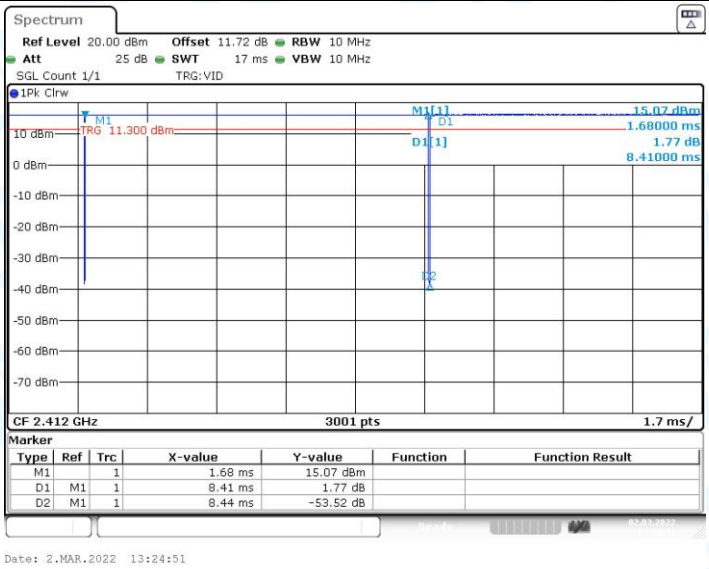

11B_Ant2_2412

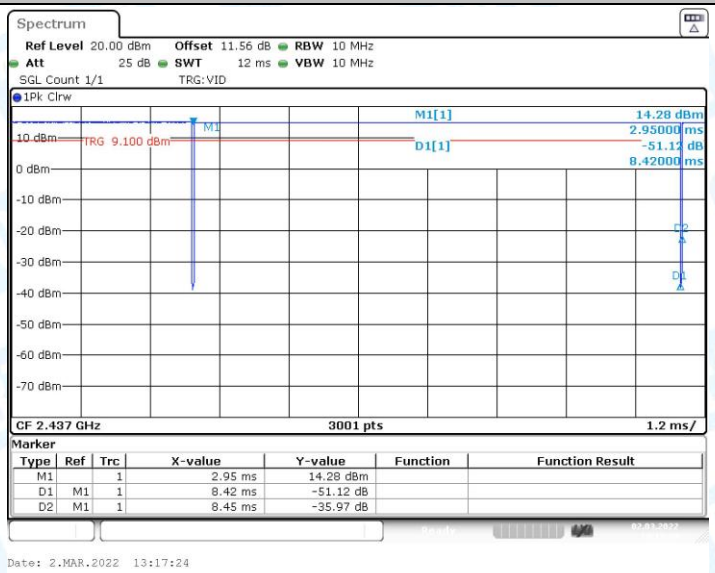

11B_Ant1_2437

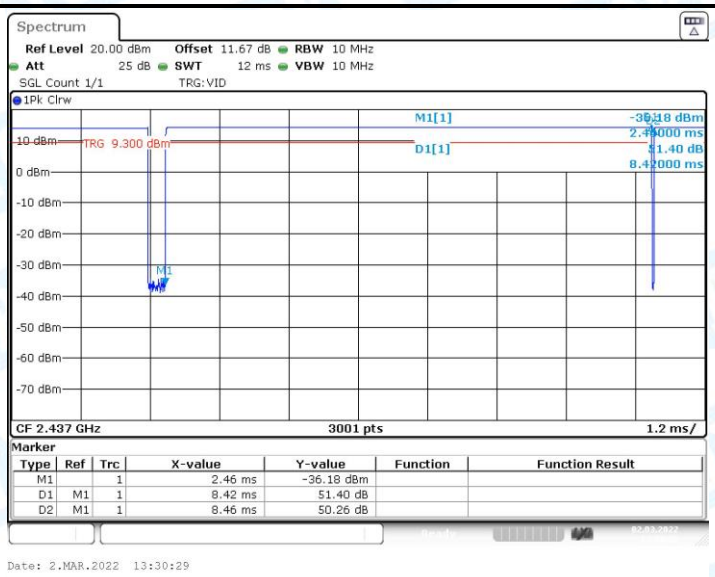

11B_Ant2_2437

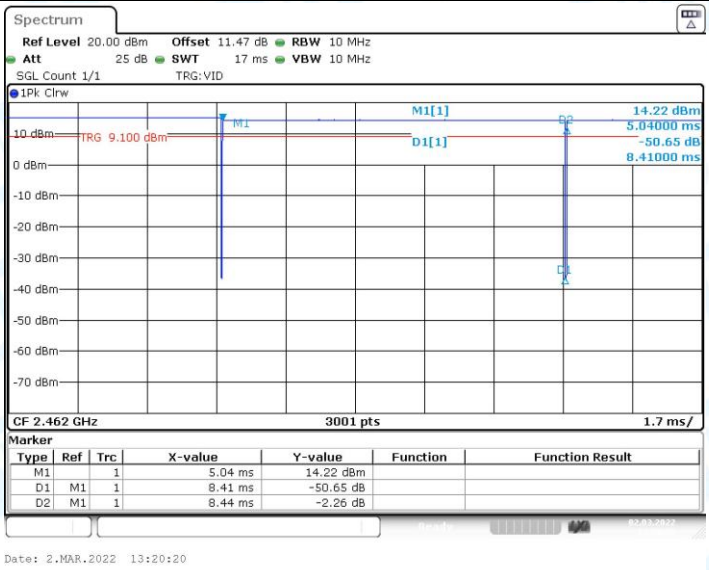

11B_Ant1_2462

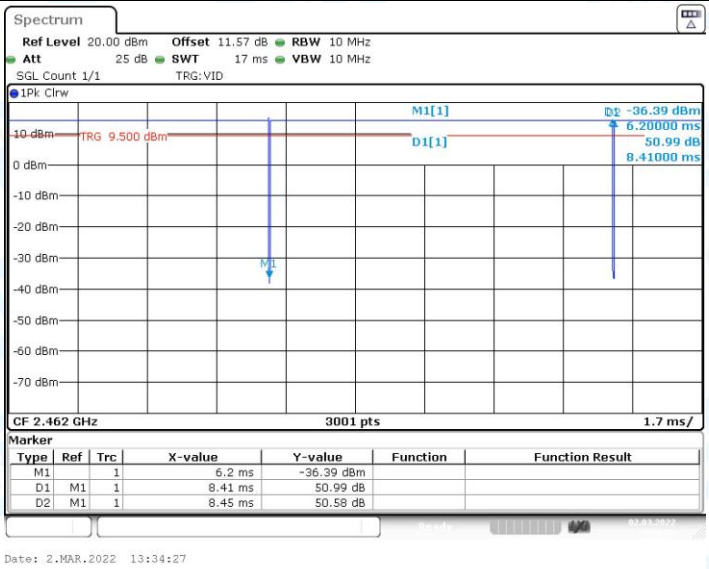

11B_Ant2_2462

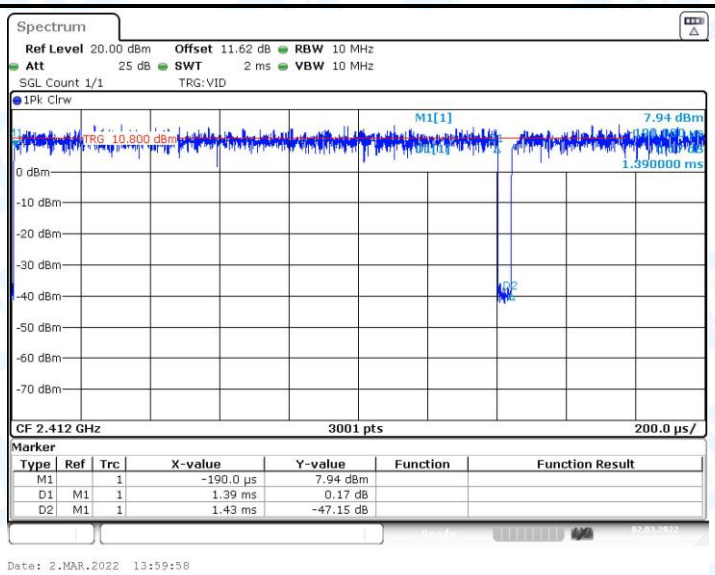

11G_Ant1_2412

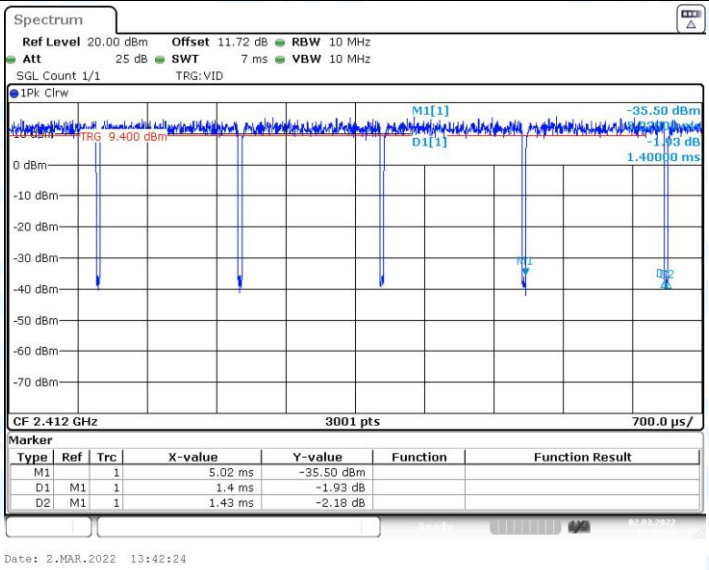

11G_Ant2_2412

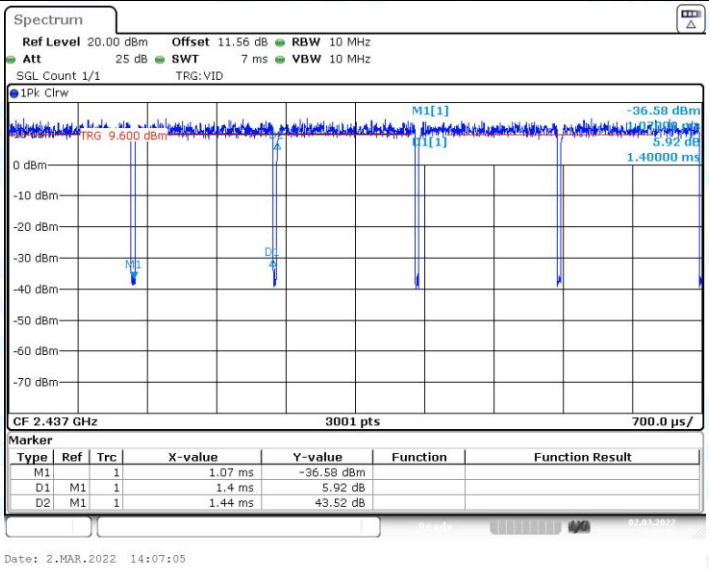

11G_Ant1_2437

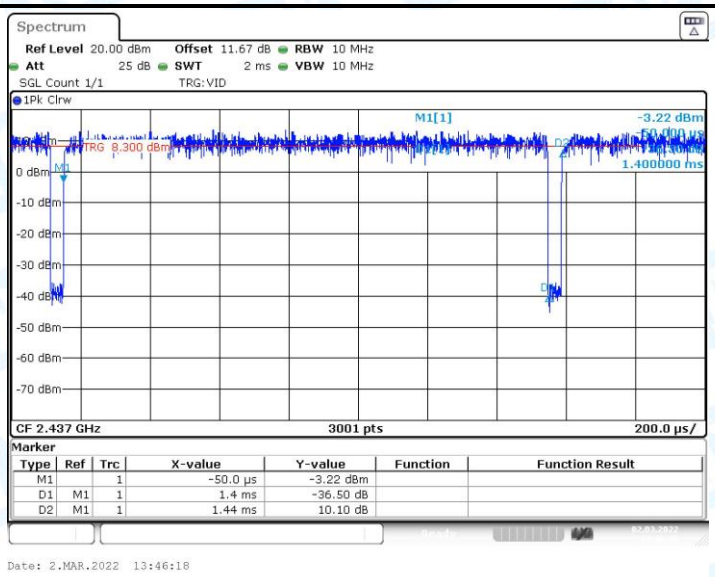

11G_Ant2_2437

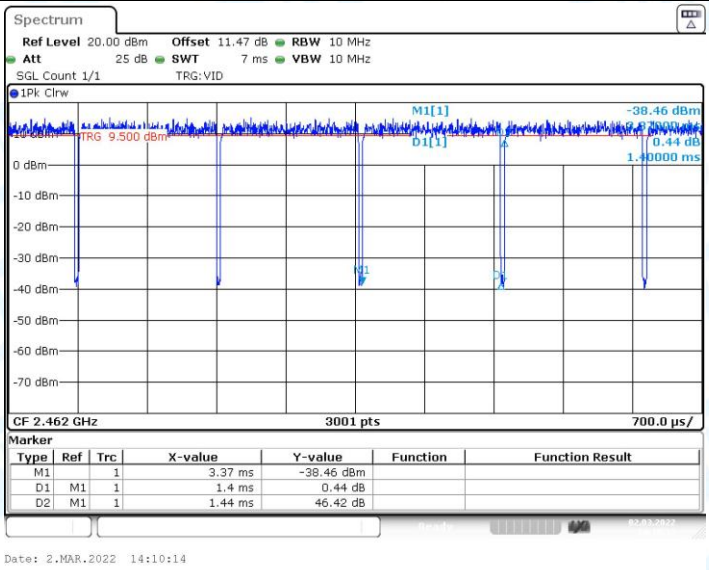

11G_Ant1_2462

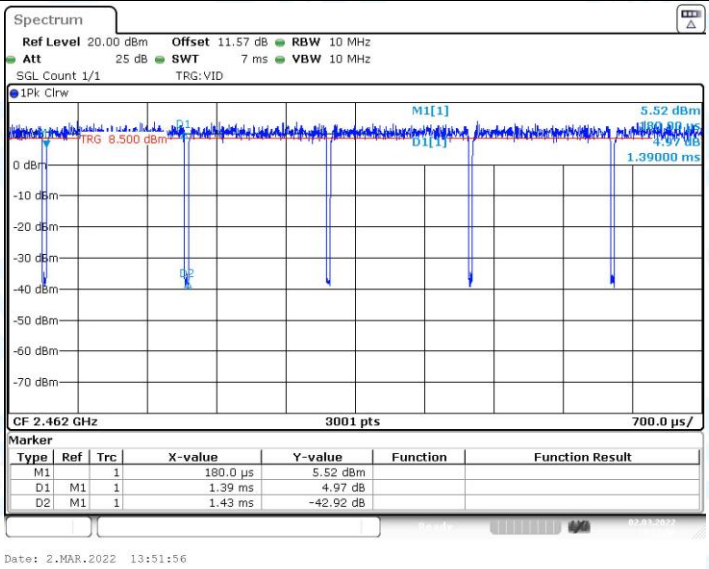

11G_Ant2_2462

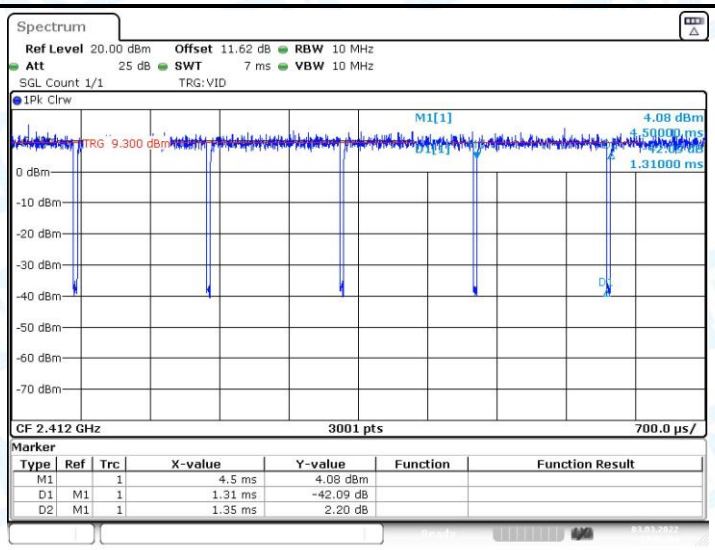

11N20MIMO_Ant1_2412

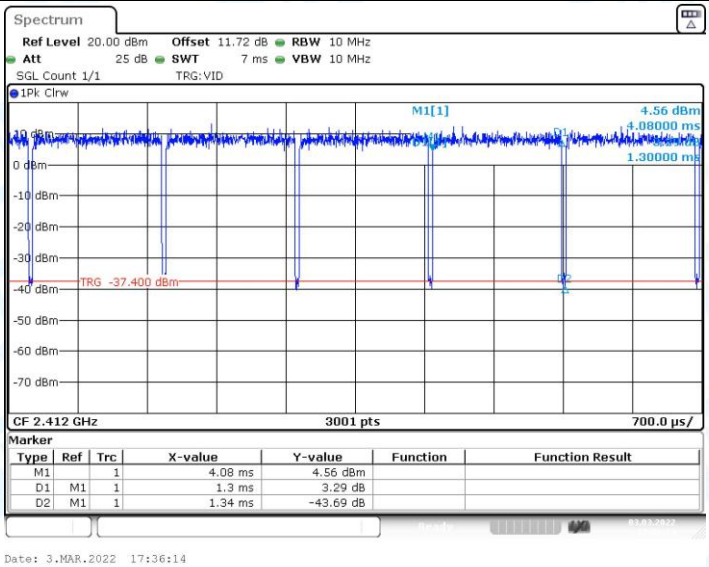

11N20MIMO_Ant2_2412

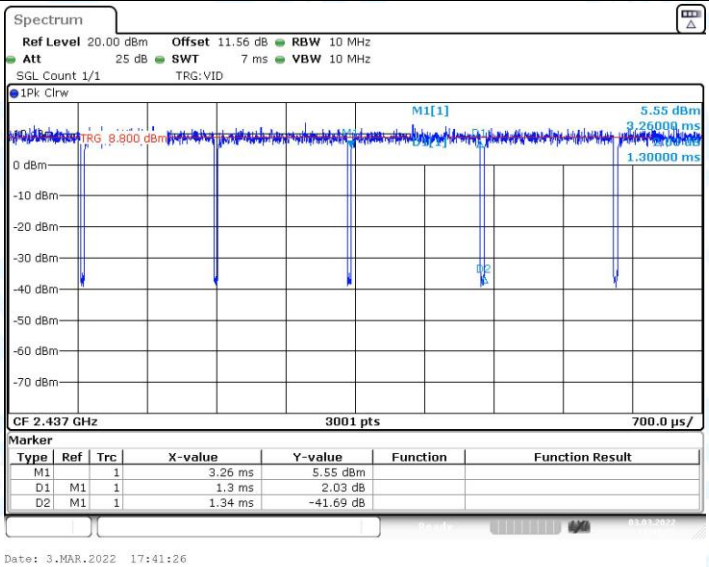

11N20MIMO_Ant1_2437

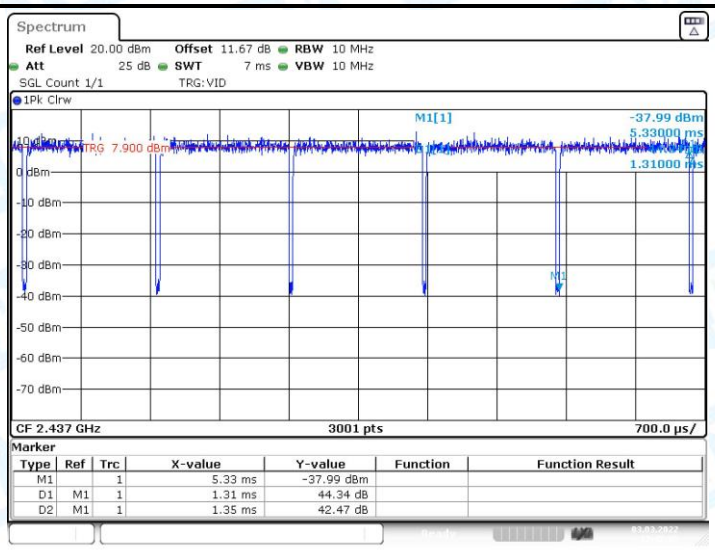

11N20MIMO_Ant2_2437

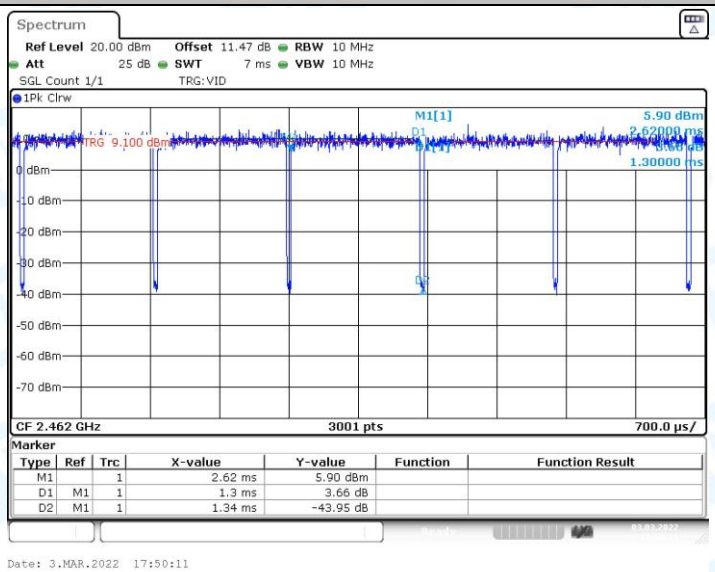

11N20MIMO_Ant1_2462

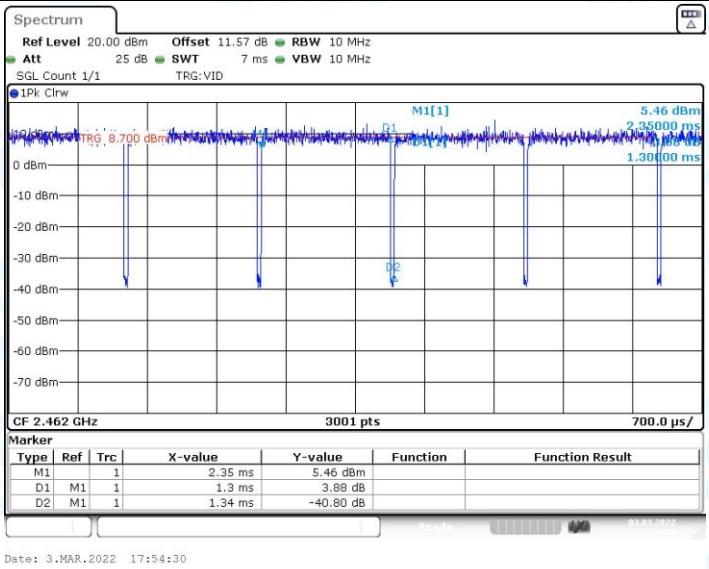

11N20MIMO_Ant2_2462

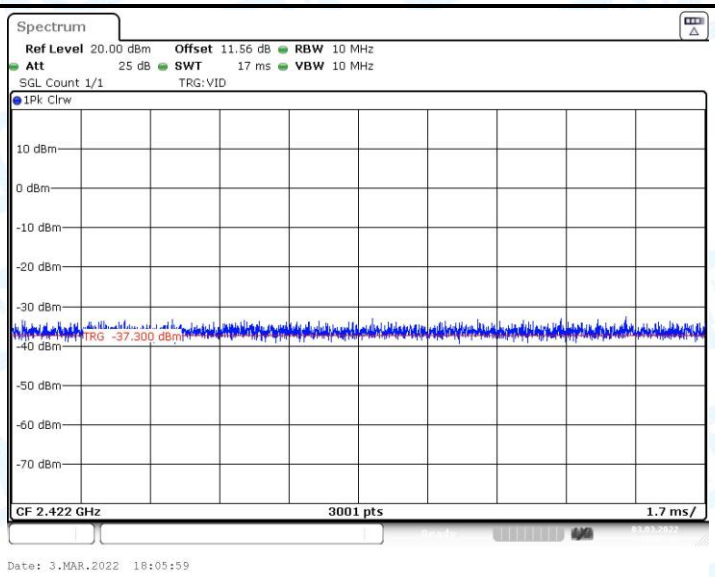

11N40MIMO_Ant1_2422

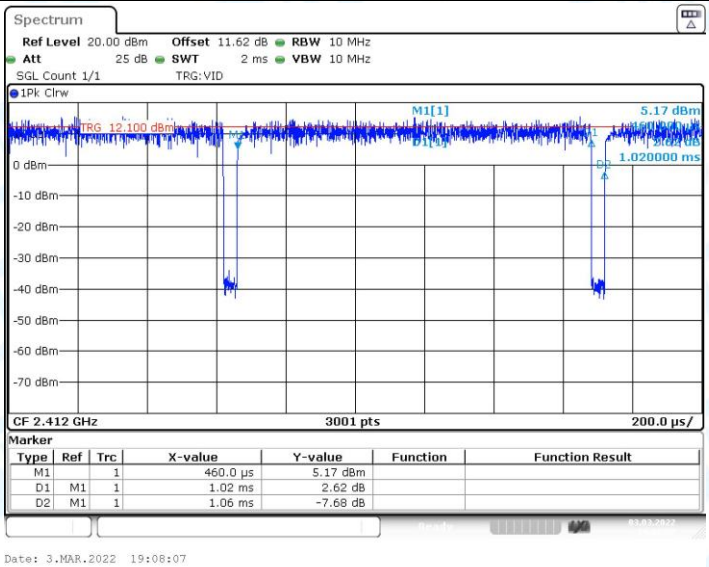

11AX20MIMO_Ant1_2412

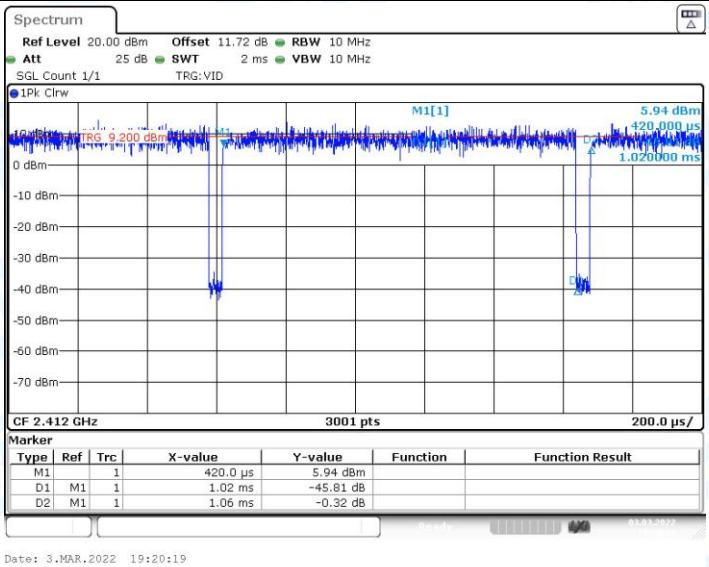

11AX20MIMO_Ant2_2412

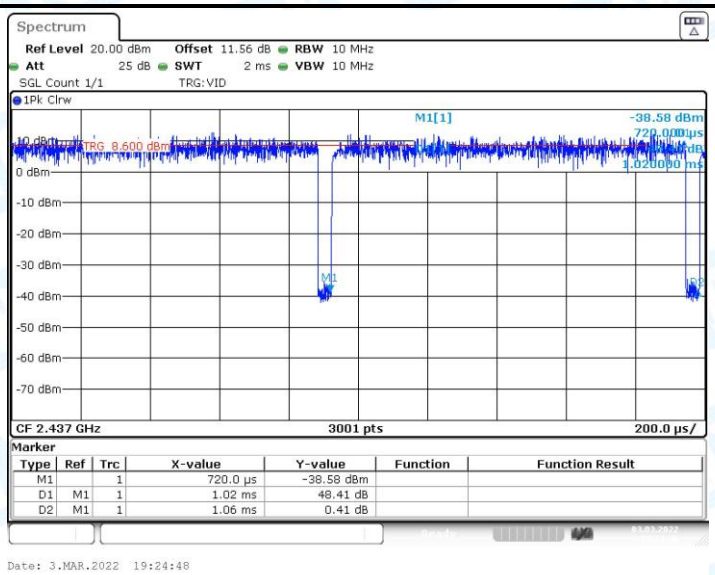

11AX20MIMO_Ant1_2437

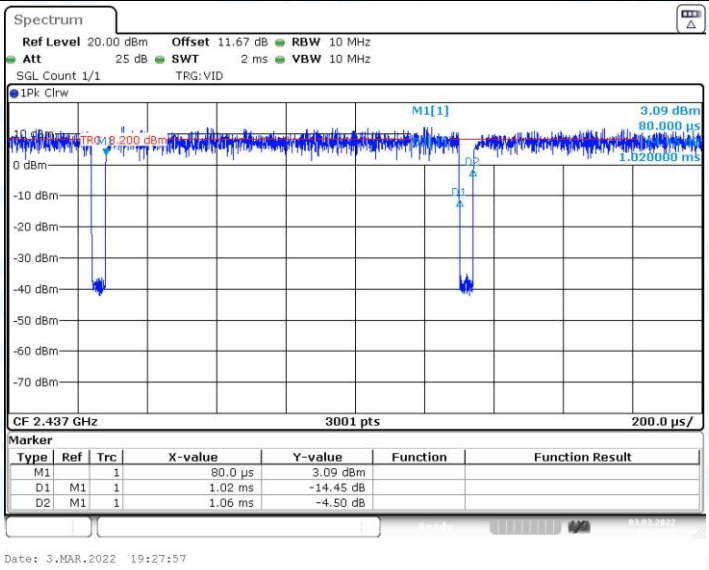

11AX20MIMO_Ant2_2437

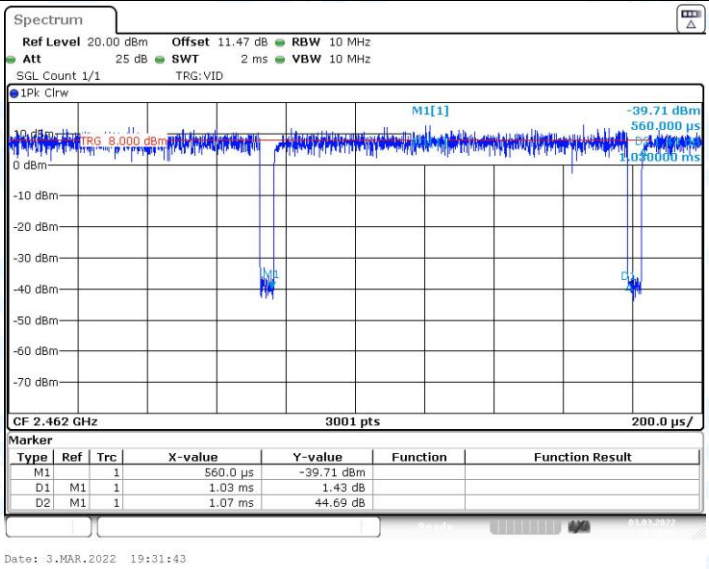

11AX20MIMO_Ant1_2462

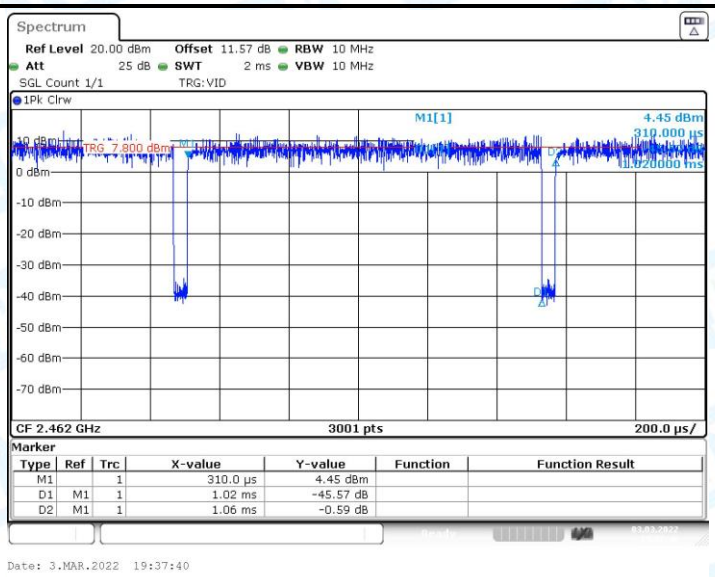

11AX20MIMO_Ant2_2462

8. Emissions in Restricted Bands

8.1.Test Result

TestMode	Antenna	ChName	Channel	Detector	Freq [MHz]	Result [dBm]	Limit [dBm]	Verdict
11B	Ant1	Low	2412	AV	2310.000	-50.03	≤-41.20	PASS
				AV	2340.319	-47.71	≤-41.20	PASS
				AV	2390.000	-49.28	≤-41.20	PASS
				Peak	2310.000	-39.58	≤-21.20	PASS
				Peak	2374.609	-31.35	≤-21.20	PASS
				Peak	2390.000	-37.48	≤-21.20	PASS
	Ant2	Low	2412	AV	2310.000	-48.98	≤-41.20	PASS
				AV	2339.942	-46.58	≤-41.20	PASS
				AV	2390.000	-47.98	≤-41.20	PASS
				Peak	2310.000	-38.01	≤-21.20	PASS
				Peak	2340.884	-35.48	≤-21.20	PASS
				Peak	2390.000	-38.18	≤-21.20	PASS
	Ant1	High	2462	AV	2483.500	-47.54	≤-41.20	PASS
				AV	2483.522	-47.54	≤-41.20	PASS
				AV	2500.000	-49.19	≤-41.20	PASS
				Peak	2483.500	-37.1	≤-21.20	PASS
				Peak	2486.710	-35.85	≤-21.20	PASS
				Peak	2500.000	-37.96	≤-21.20	PASS
	Ant2	High	2462	AV	2483.500	-47.26	≤-41.20	PASS
				AV	2483.522	-47.26	≤-41.20	PASS
				AV	2500.000	-47.94	≤-41.20	PASS
				Peak	2483.500	-34.73	≤-21.20	PASS
				Peak	2483.522	-34.73	≤-21.20	PASS
				Peak	2500.000	-37.42	≤-21.20	PASS
11G	Ant1	Low	2412	AV	2310.000	-49.73	≤-41.20	PASS
				AV	2340.884	-47.32	≤-41.20	PASS
				AV	2390.000	-48.9	≤-41.20	PASS
				Peak	2310.000	-38.98	≤-21.20	PASS
				Peak	2339.754	-35.37	≤-21.20	PASS
				Peak	2390.000	-38.92	≤-21.20	PASS
	Ant2	Low	2412	AV	2310.000	-48.48	≤-41.20	PASS
				AV	2339.754	-46.09	≤-41.20	PASS
				AV	2390.000	-48.12	≤-41.20	PASS
				Peak	2310.000	-38.08	≤-21.20	PASS
				Peak	2344.275	-33.14	≤-21.20	PASS
				Peak	2390.000	-36.81	≤-21.20	PASS
	Ant1	High	2462	AV	2483.500	-48.22	≤-41.20	PASS
				AV	2497.232	-48.15	≤-41.20	PASS
				AV	2500.000	-48.75	≤-41.20	PASS
				Peak	2483.500	-38.45	≤-21.20	PASS
				Peak	2489.899	-36.06	≤-21.20	PASS
				Peak	2500.000	-38.29	≤-21.20	PASS
	Ant2	High	2462	AV	2483.500	-47.15	≤-41.20	PASS
				AV	2484.319	-47.11	≤-41.20	PASS
				AV	2500.000	-47.68	≤-41.20	PASS
				Peak	2483.500	-34.79	≤-21.20	PASS
				Peak	2483.841	-34.54	≤-21.20	PASS
				Peak	2500.000	-37.54	≤-21.20	PASS
11N20MIMO	Ant1	Low	2412	AV	2310.000	-49.66	≤-41.20	PASS
				AV	2340.130	-47.08	≤-41.20	PASS
				AV	2390.000	-49.17	≤-41.20	PASS
				Peak	2310.000	-38.66	≤-21.20	PASS
				Peak	2386.667	-35.71	≤-21.20	PASS

				Peak	2390.000	-39.28	≤-21.20	PASS
	Ant2	Low	2412	AV	2310.000	-48.54	≤-41.20	PASS
				AV	2340.507	-46.18	≤-41.20	PASS
				AV	2390.000	-48.34	≤-41.20	PASS
				Peak	2310.000	-38.95	≤-21.20	PASS
				Peak	2339.754	-35.15	≤-21.20	PASS
				Peak	2390.000	-37.55	≤-21.20	PASS
	total	Low	2412	AV	2310.000	-46.05	≤-41.20	PASS
				AV	2340.507	-43.60	≤-41.20	PASS
				AV	2390.000	-45.72	≤-41.20	PASS
				Peak	2310.000	-35.79	≤-21.20	PASS
				Peak	2339.754	-32.41	≤-21.20	PASS
				Peak	2390.000	-35.32	≤-21.20	PASS
	Ant1	High	2462	AV	2483.500	-48	≤-41.20	PASS
				AV	2483.522	-48	≤-41.20	PASS
				AV	2500.000	-48.73	≤-41.20	PASS
				Peak	2483.500	-36.53	≤-21.20	PASS
				Peak	2484.638	-36.19	≤-21.20	PASS
				Peak	2500.000	-38.4	≤-21.20	PASS
	Ant2	High	2462	AV	2483.500	-47.21	≤-41.20	PASS
				AV	2497.391	-47.17	≤-41.20	PASS
				AV	2500.000	-47.8	≤-41.20	PASS
				Peak	2483.500	-35.34	≤-21.20	PASS
				Peak	2485.594	-34.57	≤-21.20	PASS
				Peak	2500.000	-37.16	≤-21.20	PASS
	total	High	2462	AV	2483.500	-44.58	≤-41.20	PASS
				AV	2497.391	-44.55	≤-41.20	PASS
				AV	2500.000	-45.23	≤-41.20	PASS
				Peak	2483.500	-32.88	≤-21.20	PASS
				Peak	2485.594	-32.29	≤-21.20	PASS
				Peak	2500.000	-34.73	≤-21.20	PASS
11AX20MIMO	Ant1	Low	2412	AV	2310.000	-49.55	≤-41.20	PASS
				AV	2339.754	-47.13	≤-41.20	PASS
				AV	2390.000	-48.6	≤-41.20	PASS
				Peak	2310.000	-39.71	≤-21.20	PASS
				Peak	2340.130	-35.71	≤-21.20	PASS
				Peak	2390.000	-37.01	≤-21.20	PASS
	Ant2	Low	2412	AV	2310.000	-48.57	≤-41.20	PASS
				AV	2339.942	-46.2	≤-41.20	PASS
				AV	2390.000	-48.08	≤-41.20	PASS
				Peak	2310.000	-37.26	≤-21.20	PASS
				Peak	2342.768	-34.18	≤-21.20	PASS
				Peak	2390.000	-38.17	≤-21.20	PASS
	total	Low	2412	AV	2310.000	-46.02	≤-41.20	PASS
				AV	2339.942	-43.63	≤-41.20	PASS
				AV	2390.000	-45.32	≤-41.20	PASS
				Peak	2310.000	-35.30	≤-21.20	PASS
				Peak	2342.768	-31.87	≤-21.20	PASS
				Peak	2390.000	-34.54	≤-21.20	PASS
	Ant1	High	2462	AV	2483.500	-48.39	≤-41.20	PASS
				AV	2496.275	-48.25	≤-41.20	PASS
				AV	2500.000	-48.46	≤-41.20	PASS
				Peak	2483.500	-37.61	≤-21.20	PASS
				Peak	2499.783	-36.3	≤-21.20	PASS
				Peak	2500.000	-36.49	≤-21.20	PASS
	Ant2	High	2462	AV	2483.500	-47.31	≤-41.20	PASS
				AV	2495.797	-47.11	≤-41.20	PASS
				AV	2500.000	-47.8	≤-41.20	PASS
				Peak	2483.500	-35.63	≤-21.20	PASS
				Peak	2495.957	-35.21	≤-21.20	PASS