EMISSIONS TEST DATA SHEET	
Method:	**Conducted Out of Band**
Test Specification:	FCC Part 15, Subpart C Paragraph: 15.247 (d)
Job Number:	R-6288N-3
Customer:	ARRIS
Test Sample:	Set Top Box
Model Number:	AX061AEI
Serial Number:	M11742TK0102
Operating Mode:	Transmitting modulated signal at 2.440 GHz
Technician:	M.Seamans
Date(s):	December 22nd, 2017
Temp/ Relative Humidity:	20.4 °C / 23.1 %
Notes:	Limit: -11.54 dBm

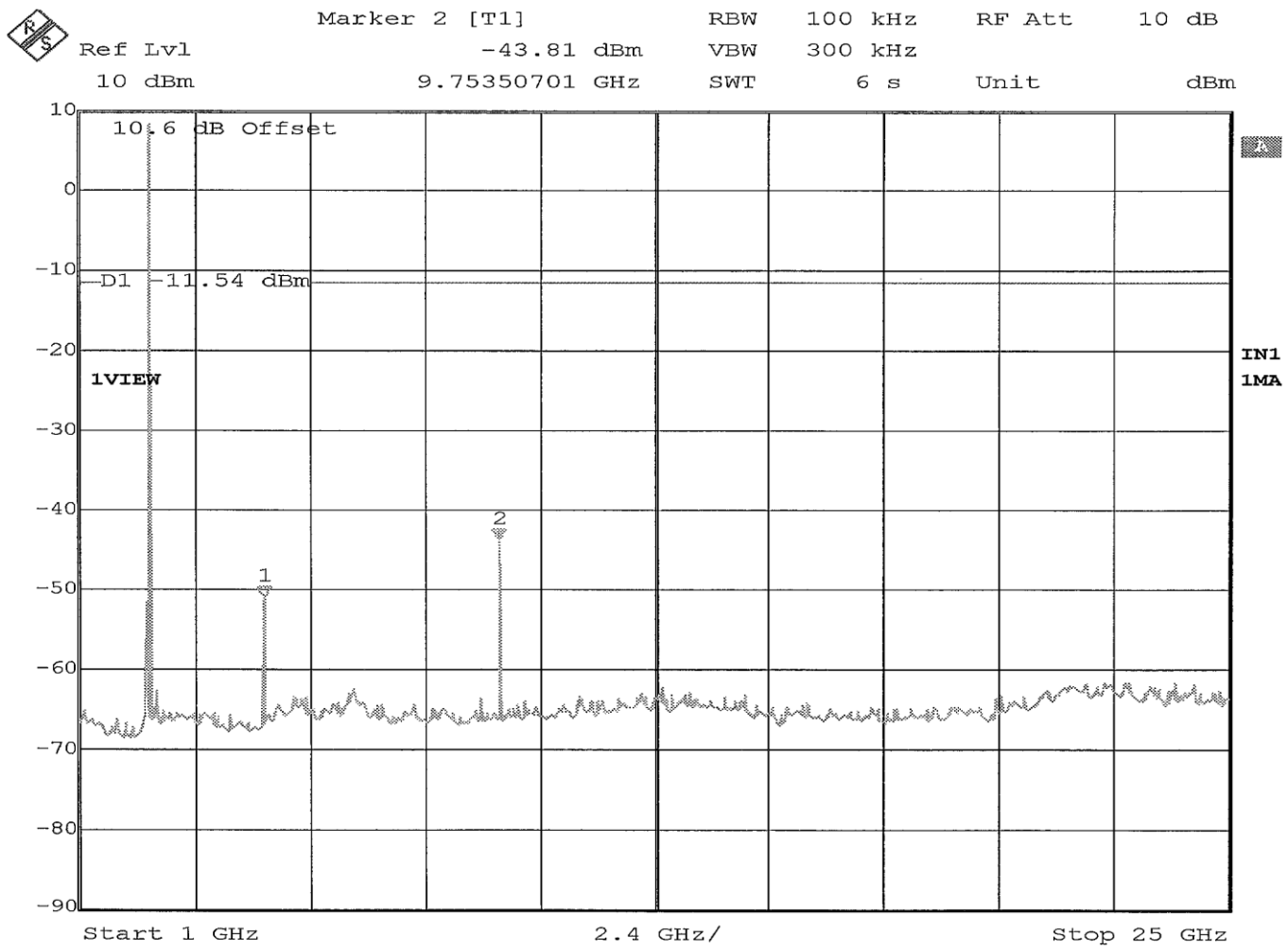

1GHz to 25GHz

EMISSIONS TEST DATA SHEET	
Method:	**Conducted Out of Band**
Test Specification:	FCC Part 15, Subpart C Paragraph: 15.247 (d)
Job Number:	R-6288N-3
Customer:	ARRIS
Test Sample:	Set Top Box
Model Number:	AX061AEI
Serial Number:	M11742TK0102
Operating Mode:	Transmitting modulated signal at 2.480 GHz
Technician:	M.Seamans
Date(s):	December 22nd, 2017
Temp/ Relative Humidity:	20.4 °C / 23.1 %
Notes:	Limit: -11.54 dBm

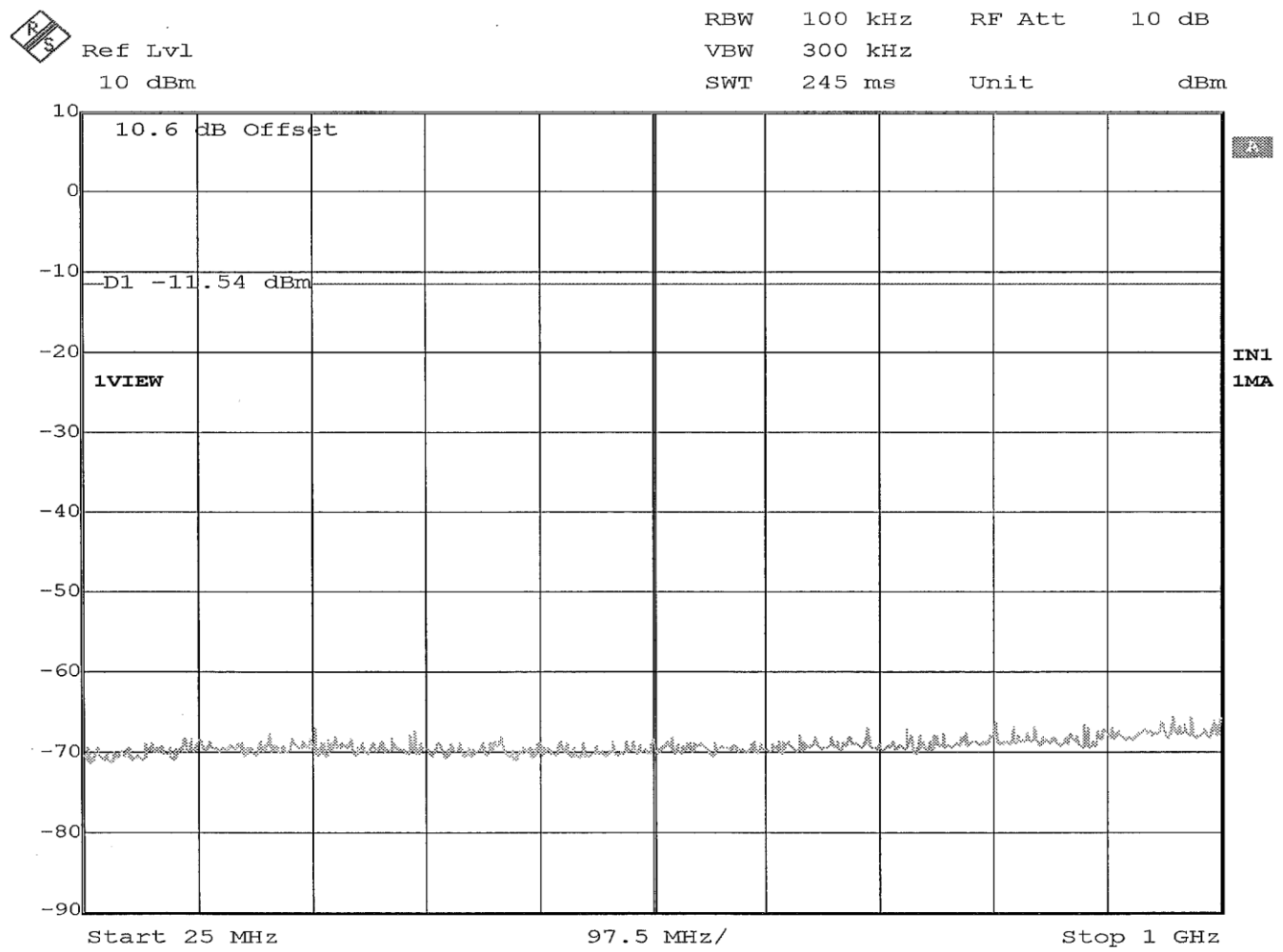

25MHz to 1GHz

EMISSIONS TEST DATA SHEET	
Method:	**Conducted Out of Band**
Test Specification:	FCC Part 15, Subpart C Paragraph: 15.247 (d)
Job Number:	R-6288N-3
Customer:	ARRIS
Test Sample:	Set Top Box
Model Number:	AX061AEI
Serial Number:	M11742TK0102
Operating Mode:	Transmitting modulated signal at 2.480 GHz
Technician:	M.Seamans
Date(s):	December 22nd, 2017
Temp/ Relative Humidity:	20.4 °C / 23.1 %
Notes:	Limit: -11.54 dBm

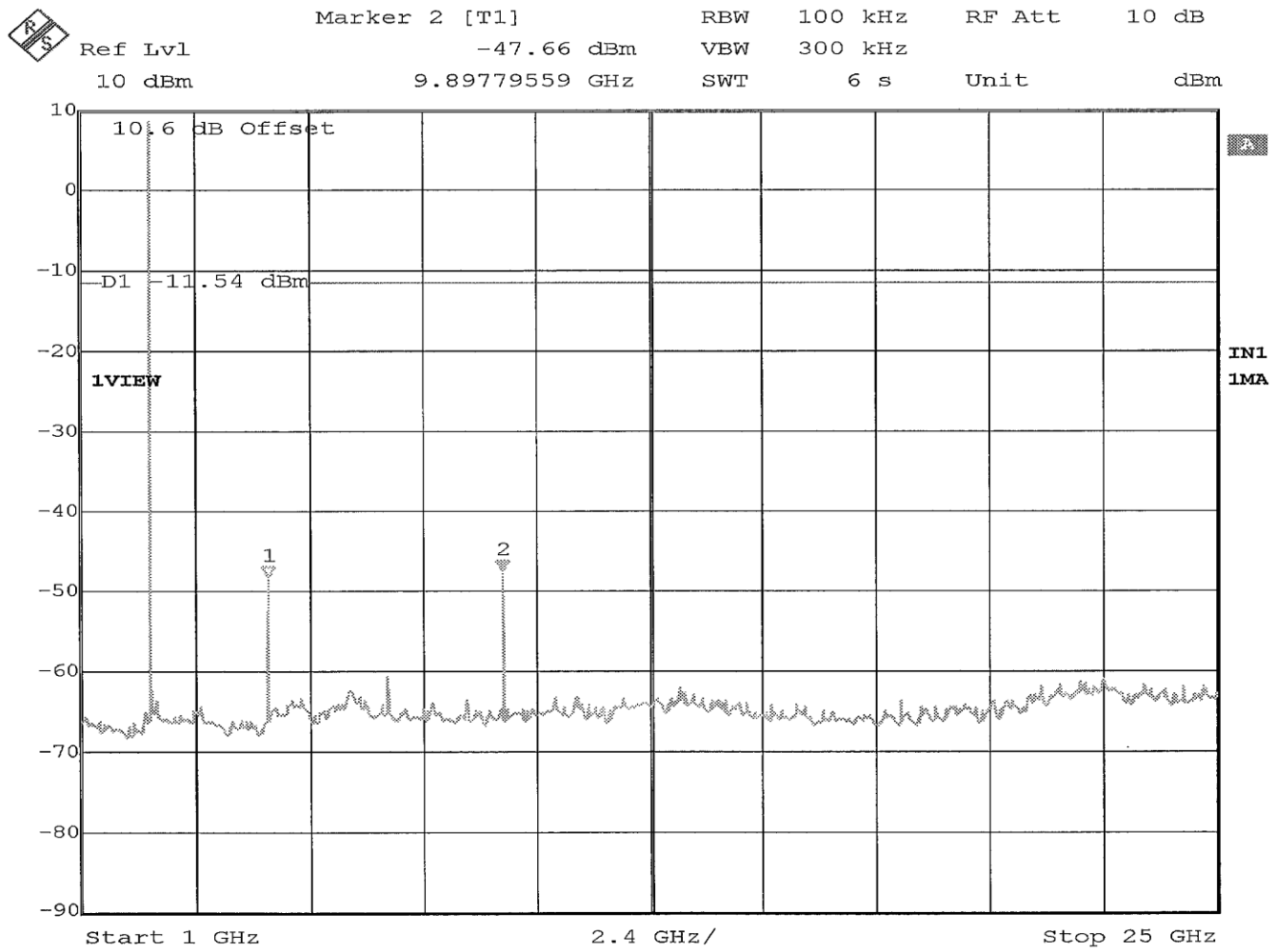

1GHz to 25GHz

Test Photographs
Spurious Emissions, 30 MHz to 25 GHz

Test Configuration

Test Photographs
Spurious Emissions, 30 MHz to 25 GHz

Horizontal Antenna Polarization, 30 MHz – 200 MHz

Vertical Antenna Polarization, 30 MHz – 200 MHz

Test Photographs
Spurious Emissions, 30 MHz to 25 GHz

Horizontal Antenna Polarization, 200 MHz – 1 GHz

Vertical Antenna Polarization, 200 MHz – 1 GHz

Test Photographs
Spurious Emissions, 30 MHz to 25 GHz

Horizontal Antenna Polarization, 1 GHz – 18 GHz

Vertical Antenna Polarization, 1 GHz – 18 GHz

Test Photographs
Spurious Emissions, 30 MHz to 25 GHz

Horizontal Antenna Polarization, 18 GHz – 25 GHz

Vertical Antenna Polarization, 18 GHz – 25 GHz

Unwanted Emissions into Restricted Frequency Bands
Spurious Emissions Test Data

RETLIF TESTING LABORATORIES

EMISSIONS TEST DATA SHEET

Test Method	Unwanted Emissions into Restricted Frequency Bands	
Customer	ARRIS	
Job Number	R-6288N-3	
Test Sample	Set Top Box	
Model Number	AX061AEI	
Serial Number	M11742TK0102	
Test Specification	FCC Part 15 Subpart C	Paragraph: 15.247(d)
Operating Mode	Transmitting modulated signal	
Technician	M. Seamans	
Date	January 3rd, 2018	

Notes: Antenna Test Distance: 3 meters Detector: Quasi-Peak <1GHz, Average >1GHz

TEST PARAMETERS

Restricted Band	Measured Frequency	Meter Reading	Correction Factor	Corrected Reading			Converted Reading	Limit at 3M
MHz	MHz	dBuV	dB	dBuV/m			uV/m	uV/m
37.50	-	-	-	-			-	100.00
|	37.75	18.00	14.20	32.20			40.74	I
38.25	-	-	-	-			-	100.00
73.00	-	-	-	-			-	100.00
|	74.00	16.94	8.36	25.30	*		18.41	I
74.60	-	-	-	-			-	100.00
74.80	-	-	-	-			-	100.00
|	75.00	12.64	8.36	21.00	*		11.22	|
75.20	-	-	-	-			-	100.00
108.00	-	-	-	-			-	150.00
|	115.00	7.28	10.02	17.30	*		7.33	|
|	-	-	-	-			-	|
121.94	-	-	-	-			-	150.00
123.00	-	-	-	-			-	150.00
|	128.95	26.86	9.44	36.30			65.31	|
|	-	-	-	-			-	|
138.00	-	-	-	-			-	150.00

EUT emissions within 10 dB of the specified test limit were observed at the specified test distance throughout the given frequency spectrum. * This emission is not from the EUT. It is a measurement of minimum measurement system sensitivity (Noise Floor).

RETLIF TESTING LABORATORIES

EMISSIONS TEST DATA SHEET

Test Method	Unwanted Emissions into Restricted Frequency Bands	
Customer	ARRIS	
Job Number	R-6288N-3	
Test Sample	Set Top Box	
Model Number	AX061AEI	
Serial Number	M11742TK0102	
Test Specification	FCC Part 15 Subpart C	FCC Part 15 Subpart C
Operating Mode	Transmitting modulated signal	
Technician	M. Seamans	
Date	January 3rd, 2018	

Notes: Antenna Test Distance: 3 meters Detector: Quasi-Peak <1GHz, Average >1GHz

TEST PARAMETERS

Restricted Band	Measured Frequency	Meter Reading	Correction Factor	Corrected Reading			Converted Reading	Limit at 3M
MHz	MHz	dBuV	dB	dBuV/m			uV/m	uV/m
149.90	-	-	-	-			-	150.00
|	150.00	5.43	11.17	16.60	*		6.76	|
150.05	-	-	-	-			-	150.00
156.52	-	-	-	-			-	150.00
|	156.52	4.52	12.08	16.60	*		6.76	|
156.52	-	-	-	-			-	150.00
156.70	-	-	-	-			-	150.00
|	156.80	5.38	12.12	17.50	*		7.50	|
156.90	-	-	-	-			-	150.00
162.01	-	-	-	-			-	150.00
|	165.00	5.92	12.68	18.60	*		8.51	|
167.17	-	-	-	-			-	150.00
167.72	-	-	-	-			-	150.00
|	170.00	5.10	12.80	17.90	*		7.85	|
173.20	-	-	-	-			-	150.00

No EUT emissions within 10 dB of the specified test limit were observed at the specified test distance throughout the given frequency spectrum.
* This emission is not from the EUT. It is a measurement of minimum measurement system sensitivity (Noise Floor).

RETLIF TESTING LABORATORIES

EMISSIONS TEST DATA SHEET

Test Method	Unwanted Emissions into Restricted Frequency Bands	
Customer	ARRIS	
Job Number	R-6288N-3	
Test Sample	Set Top Box	
Model Number	AX061AEI	
Serial Number	M11742TK0102	
Test Specification	FCC Part 15 Subpart C	FCC Part 15 Subpart C
Operating Mode	Transmitting modulated signal	
Technician	M. Seamans	
Date	January 3rd, 2018	

Notes: Antenna Test Distance: 3 meters Detector: Quasi-Peak <1GHz, Average >1GHz

TEST PARAMETERS

Restricted Band	Measured Frequency	Meter Reading	Correction Factor	Corrected Reading			Converted Reading	Limit at 3M
MHz	MHz	dBuV	dB	dBuV/m			uV/m	uV/m
240.00	-	-	-	-			-	200.00
|	242.31	9.35	16.85	26.20			20.42	|
285.00	-	-	-	-			-	200.00
322.80	-	-	-	-			-	200.00
|	330.00	2.99	18.91	21.90	*		12.45	|
335.40	-	-	-	-			-	200.00
399.90	-	-	-	-			-	200.00
|	405.00	1.51	21.49	23.00	*		14.13	|
410.00	-	-	-	-			-	200.00
608.00	-	-	-	-			-	200.00
|	611.00	-3.84	27.34	23.50	*		14.96	|
614.00	-	-	-	-			-	200.00
960.00	-	-	-	-			-	500.00
|	975.00	-0.60	32.10	31.50	*		37.58	|
1240.00	-	-	-	-			-	500.00
1300.00	-	-	-	-			-	500.00
|	1350.00	32.84	-9.40	23.44	*		14.86	|
1427.00	-	-	-	-			-	500.00

EUT emissions within 10 dB of the specified test limit were observed at the specified test distance throughout the given frequency spectrum. * This emission is not from the EUT. It is a measurement of minimum measurement system sensitivity (Noise Floor).

RETLIF TESTING LABORATORIES

EMISSIONS TEST DATA SHEET

Test Method	Unwanted Emissions into Restricted Frequency Bands	
Customer	ARRIS	
Job Number	R-6288N-3	
Test Sample	Set Top Box	
Model Number	AX061AEI	
Serial Number	M11742TK0102	
Test Specification	FCC Part 15 Subpart C	FCC Part 15 Subpart C
Operating Mode	Transmitting modulated signal	
Technician	M. Seamans	
Date	January 3rd, 2018	

Notes: Antenna Test Distance: 3 meters Detector: Quasi-Peak <1GHz, Average >1GHz

TEST PARAMETERS

Restricted Band	Measured Frequency	Meter Reading	Correction Factor	Corrected Reading			Converted Reading	Limit at 3M
MHz	MHz	dBuV	dB	dBuV/m			uV/m	uV/m
1435.00	-	-	-	-			-	500.00
|	1500.00	33.82	-8.64	25.18	*		18.16	|
1646.50	-	-	-	-			-	500.00
1660.00	-	-	-	-			-	500.00
|	1680.00	32.80	-7.65	25.15	*		18.09	|
1710.00	-	-	-	-			-	500.00
1718.80	-	-	-	-			-	500.00
|	1720.00	32.40	-5.78	26.62	*		21.43	|
1722.20	-	-	-	-			-	500.00
2200.00	-	-	-	-			-	500.00
|	2250.00	32.60	-5.46	27.14	*		22.75	|
2300.00	-	-	-	-			-	500.00
2310.00	-	-	-	-			-	500.00
|	2390.00	32.91	-5.46	27.45			23.58	|
2390.00	-	-	-	-			-	500.00
2483.50	-	-	-	-			-	500.00
|	2483.50	47.55	-5.11	42.44			132.43	|
2500.00	-	-	-	-			-	500.00

EUT emissions within 10 dB of the specified test limit were observed at the specified test distance throughout the given frequency spectrum. * This emission is not from the EUT. It is a measurement of minimum measurement system sensitivity (Noise Floor).

RETLIF TESTING LABORATORIES

EMISSIONS TEST DATA SHEET

Test Method	Unwanted Emissions into Restricted Frequency Bands	
Customer	ARRIS	
Job Number	R-6288N-3	
Test Sample	Set Top Box	
Model Number	AX061AEI	
Serial Number	M11742TK0102	
Test Specification	FCC Part 15 Subpart C	FCC Part 15 Subpart C
Operating Mode	Transmitting modulated signal	
Technician	M. Seamans	
Date	January 3rd, 2018	

Notes: Antenna Test Distance: 3 meters Detector: Quasi-Peak <1GHz, Average >1GHz

TEST PARAMETERS

Restricted Band	Measured Frequency	Meter Reading	Correction Factor	Corrected Reading			Converted Reading	Limit at 3M
MHz	MHz	dBuV	dB	dBuV/m			uV/m	uV/m
2690.00	-	-	-	-			-	500.00
|	-	-	-	-			-	|
|	2750.00	32.12	-4.45	27.67	*		24.18	|
|	-	-	-	-			-	|
2900.00	-	-	-	-			-	500.00
3260.00	-	-	-	-			-	500.00
|	3263.00	32.21	-2.88	29.88	*		31.19	|
3267.00	-	-	-	-			-	500.00
3332.00	-	-	-	-			-	500.00
|	3336.00	32.23	-2.62	29.61	*		30.23	|
3339.00	-	-	-	-			-	500.00
3345.00	-	-	-	-			-	500.00
|	3350.00	32.09	-2.57	29.52	*		29.92	|
3358.00	-	-	-	-			-	500.00
3600.00	-	-	-	-			-	500.00
|	-	-	-	-			-	|
|	3700.00	31.55	-1.40	30.15	*		32.17	|
|	-	-	-	-			-	|

EUT emissions observed throughout the given frequency spectrum were recorded and evaluated. Emission levels closest to the limit are listed on this data sheet. * This emission is not from the EUT. It is a measurement of minimum measurement system sensitivity (Noise Floor).

RETLIF TESTING LABORATORIES

EMISSIONS TEST DATA SHEET

Test Method	Unwanted Emissions into Restricted Frequency Bands	
Customer	ARRIS	
Job Number	R-6288N-3	
Test Sample	Set Top Box	
Model Number	AX061AEI	
Serial Number	M11742TK0102	
Test Specification	FCC Part 15 Subpart C	FCC Part 15 Subpart C
Operating Mode	Transmitting modulated signal	
Technician	M. Seamans	
Date	January 3rd, 2018	

Notes: Antenna Test Distance: 3 meters Detector: Quasi-Peak <1GHz, Average >1GHz

TEST PARAMETERS

Restricted Band	Measured Frequency	Meter Reading	Correction Factor	Corrected Reading			Converted Reading	Limit at 3M
MHz	MHz	dBuV	dB	dBuV/m			uV/m	uV/m
|	-	-	-	-			-	|
4400.00	-	-	-	-			-	500.00
4500.00	-	-	-	-			-	500.00
|	4804.00	46.17	0.29	46.46			210.38	|
|	-	-	-	-			-	|
5150.00	-	-	-	-			-	500.00
5350.00	-	-	-	-			-	500.00
|	5400.00	31.40	0.92	32.32	*		41.30	|
5460.00	-	-	-	-			-	500.00
7250.00	-	-	-	-			-	500.00
|	7440.00	32.74	3.65	36.39	*		65.99	|
7750.00	-	-	-	-			-	500.00
8025.00	-	-	-	-			-	500.00
|	8300.00	32.98	4.43	37.41	*		74.22	|
8500.00	-	-	-	-			-	500.00
9000.00	-	-	-	-			-	500.00
|	9100.00	34.81	5.10	39.91	*		98.97	|
9200.00	-	-	-	-			-	500.00

EUT emissions observed throughout the given frequency spectrum were recorded and evaluated. Emission levels closest to the limit are listed on this data sheet. * This emission is not from the EUT. It is a measurement of minimum measurement system sensitivity (Noise Floor).

RETLIF TESTING LABORATORIES

EMISSIONS TEST DATA SHEET

Test Method	Unwanted Emissions into Restricted Frequency Bands	
Customer	ARRIS	
Job Number	R-6288N-3	
Test Sample	Set Top Box	
Model Number	AX061AEI	
Serial Number	M11742TK0102	
Test Specification	FCC Part 15 Subpart C	FCC Part 15 Subpart C
Operating Mode	Transmitting modulated signal	
Technician	M. Seamans	
Date	January 3rd, 2018	

Notes: Antenna Test Distance: 3 meters Detector: Quasi-Peak <1GHz, Average >1GHz

TEST PARAMETERS

Restricted Band	Measured Frequency	Meter Reading	Correction Factor	Corrected Reading			Converted Reading	Limit at 3M
MHz	MHz	dBuV	dB	dBuV/m			uV/m	uV/m
9300.00	-	-	-	-			-	500.00
|	9400.00	33.16	5.38	38.54	*		84.53	|
9500.00	-	-	-	-			-	500.00
10600.00	-	-	-	-			-	500.00
|	12200.00	33.46	8.37	41.83	*		123.45	|
12700.00	-	-	-	-			-	500.00
13250.00	-	-	-	-			-	500.00
|	15800.00	34.77	8.84	43.61	*		151.53	|
16200.00	-	-	-	-			-	500.00
17700.00	-	-	-	-			-	500.00
|	19240.00	34.84	-6.52	28.32	*		26.06	|
21400.00	-	-	-	-			-	500.00
22010.00	-	-	-	-			-	500.00
|	22320.00	34.50	-5.30	29.20	*		28.84	|
23120.00	-	-	-	-			-	500.00
23600.00	-	-	-	-			-	500.00
|	23800.00	35.19	-4.17	31.02	*		35.56	|
24000.00	-	-	-	-			-	500.00

EUT emissions observed throughout the given frequency spectrum were recorded and evaluated. Emission levels closest to the limit are listed on this data sheet. * This emission is not from the EUT. It is a measurement of minimum measurement system sensitivity (Noise Floor).

Test Photographs
Spurious Radiated Emissions, 9 kHz to 40 GHz

Loop Antenna, 9 kHz to 30 MHz

Test Photographs
Spurious Radiated Emissions, 9 kHz to 40 GHz

Horizontal Polarization, 30 MHz – 200 MHz, Biconical Antenna

Vertical Polarization, 30 MHz – 200 MHz, Biconical Antenna

Test Photographs
Spurious Radiated Emissions, 9 kHz to 40 GHz

Horizontal Polarization, 200 MHz - 1 GHz, Log Periodic

Vertical Polarization, 200 MHz - 1 GHz, Log Periodic

Test Photographs
Spurious Radiated Emissions, 9 kHz to 40 GHz

Horizontal Polarization, 1- 18 GHz, Double Ridge Guide

Vertical Polarization, 1- 18 GHz, Double Ridge Guide

Test Photographs
Spurious Radiated Emissions, 9 kHz to 40 GHz

Horizontal Polarization, 18- 26 GHz, High Gain Horn

Vertical Polarization, 18- 26 GHz, High Gain Horn

Test Photographs
Spurious Radiated Emissions, 9 kHz to 40 GHz

Horizontal Polarization, 26 - 40 GHz, High Gain Horn

Horizontal Polarization, 26 - 40 GHz, High Gain Horn

Spurious Radiated Emissions, 9 kHz to 40 GHz
Test Data

RETLIF TESTING LABORATORIES

EMISSIONS TEST DATA SHEET	
Test Method	**Radiated Emissions 9 kHz to 40 GHz**
Customer	ARRIS
Job Number	R-6288N-3
Test Sample	Set Top Box
Model Number	AX061AEI
Serial Number	M11742TK0116
Test Specification	FCC 15.209
Operating Mode	All Radios Active
Technician	M. Seamans
Date	January 3rd, 2018

Notes: Test Antenna Distance: 3 meters Detector: Quasi-Peak < 1GHz; Average > 1GHz

Frequency	Antenna Position	EUT Orientation	Meter Reading	Correction Factor	Corrected Reading	Converted to 300M	Converted Reading	Limit at 300M
MHz	(H/V) / Height	Degrees	dBuV	dB	dBuV/m	dBuV/m	uV/m	uV/m
0.009	-	-	-	-	-	-	-	266.67
|	-	-	-	-	-	-	-	I
|	-	-	-	-	-	-	-	I
|	-	-	-	-	-	-	-	I
0.490	-	-	-	-	-	-	-	4.89

No EUT emissions were observed at the stated test distance throughout the given frequency spectrum.

RETLIF TESTING LABORATORIES

EMISSIONS TEST DATA SHEET	
Test Method	**Radiated Emissions 9 kHz to 40 GHz**
Customer	ARRIS
Job Number	R-6288N-3
Test Sample	Set Top Box
Model Number	AX061AEI
Serial Number	M11742TK0116
Test Specification	FCC 15.209
Operating Mode	All Radios Active
Technician	M. Seamans
Date	January 3rd, 2018

Notes: Test Antenna Distance: 3 meters Detector: Quasi-Peak < 1GHz; Average > 1GHz

Frequency	Antenna Position	EUT Orientation	Meter Reading	Correction Factor	Corrected Reading	Converted to 30M	Converted Reading	Limit at 30M
MHz	(H/V) / Height	Degrees	dBuV	dB	dBuV/m	dBuV/m	uV/m	uV/m
0.490	-	-	-	-	-	-	-	48.98
|	-	-	-	-	-	-	-	I
1.705	-	-	-	-	-	-	-	14.08
1.705	-	-	-	-	-	-	-	30.00
|	-	-	-	-	-	-	-	|
13.110	-	-	-	-	-	-	-	30.00
13.110	-	-	-	-	-	-	-	106.00
|	-	-	-	-	-	-	-	|
13.410	-	-	-	-	-	-	-	106.00
13.410	-	-	-	-	-	-	-	334.00
|	-	-	-	-	-	-	-	|
13.553	-	-	-	-	-	-	-	334.00
13.553	-	-	-	-	-	-	-	15848.00
|	-	-	-	-	-	-	-	|
13.567	-	-	-	-	-	-	-	15848.00
13.567	-	-	-	-	-	-	-	334.00
|	-	-	-	-	-	-	-	|
13.710	-	-	-	-	-	-	-	334.00
13.710	-	-	-	-	-	-	-	106.00
|	-	-	-	-	-	-	-	|
14.010	-	-	-	-	-	-	-	106.00

No EUT emissions were observed at the stated test distance throughout the given frequency spectrum.

RETLIF TESTING LABORATORIES

EMISSIONS TEST DATA SHEET	
Test Method	**Radiated Emissions 9 kHz to 40 GHz**
Customer	ARRIS
Job Number	R-6288N-3
Test Sample	Set Top Box
Model Number	AX061AEI
Serial Number	M11742TK0116
Test Specification	FCC 15.209
Operating Mode	All Radios Active
Technician	M. Seamans
Date	January 3rd, 2018

Notes: Test Antenna Distance: 3 meters Detector: Quasi-Peak < 1GHz; Average > 1GHz

Frequency	Antenna Position	EUT Orientation	Meter Reading	Correction Factor	Corrected Reading	Converted to 30M	Converted Reading	Limit at 30M
MHz	(H/V) / Height	Degrees	dBuV	dB	dBuV/m	dBuV/m	uV/m	uV/m
14.010	-	-	-	-	-	-	-	30.00
|	-	-	-	-	-	-	-	I
|	-	-	-	-	-	-	-	|
|	-	-	-	-	-	-	-	|
|	-	-	-	-	-	-	-	|
|	-	-	-	-	-	-	-	|
30.00	-	-	-	-	-	-	-	30.00

No EUT emissions were observed at the stated test distance throughout the given frequency spectrum.

RETLIF TESTING LABORATORIES

EMISSIONS TEST DATA SHEET

Test Method	**Radiated Emissions 9 kHz to 40 GHz**
Customer	ARRIS
Job Number	R-6288N-3
Test Sample	Set Top Box
Model Number	AX061AEI
Serial Number	M11742TK0116
Test Specification	FCC 15.209
Operating Mode	All radios operating simultaneously
Technician	M. Seamans
Date	January 3rd, 2018

Notes: Test Antenna Distance: 3 meters Detector: Quasi-Peak < 1GHz; Average > 1GHz

Frequency	Antenna Position	EUT Orientation	Meter Reading	Correction Factor	Corrected Reading			Limit at 3M
MHz	**(H/V) / Height**	**Degrees**	**dBuV**	**dB**	**dBuV/m**			**dBuV/m**
30.00	-	-	-	-	-			40.0
|	-	-	-	-	-			|
37.75	V-1m	180.0	17.88	14.32	32.20			|
78.39	V-1.5m	180.0	17.83	8.37	26.20			|
|	-	-	-	-	-			|
88.00	-	-	-	-	-			40.0
88.00	-	-	-	-	-			43.5
|	-	-	-	-	-			|
128.95	H-1.5m	180.0	26.97	9.33	36.30			|
135.56	V-1m	225.0	24.40	9.80	34.20			|
209.40	H-1m	180.0	15.17	13.93	29.10			|
|	-	-	-	-	-			|
216.00	-	-	-	-	-			43.5
216.00	-	-	-	-	-			46.0
|	-	-	-	-	-			|
242.31	H-1m	180.0	10.39	15.81	26.20			|
|	-	-	-	-	-			|
960.00	-	-	-	-	-			46.0
960.00	-	-	-	-	-			54.0
|	-	-	-	-	-			|
5400.00	V-1m	0.0	30.44	0.92	31.36	*		|
12200.00	V-1m	0.0	32.75	8.37	41.12	*		|
22320.00	V-1m	0.0	35.42	-5.30	30.12	*		|
|	-	-	-	-	-			|
40000.00	-	-	-	-	-			54.0

EUT emissions within 10 dB of the specified test limit were observed at the specified test distance throughout the given frequency spectrum. * This emission is not from the EUT. It is a measurement of minimum measurement system sensitivity (Noise Floor).

Test Photographs
AC Line Conducted Emissions



Test Configuration



Test Setup

FCC Section 15.207 (a)
AC Line Conducted Emissions
Test Data

EMISSIONS TEST DATA SHEET

Test Specification:	FCC Part 15, Subpart B, Section 15.207(a), Conducted Emissions
Method:	ANSI C63.4, Section 7, AC power-line conducted emission measurements
Job Number/Customer:	R-6288N-3 / ARRIS
Test Sample:	Set Top Box
Model Number:	AX061AEI
Part Number:	N/A
Serial Number:	M11742TK0116
Operating Mode:	All Radios Active
Technician:	M.Seamans
Date(s):	January 8th, 2017
Temperature:	20.8 ºC
Relative Humidity:	16.4 %
Lead Tested:	120 VAC 60 Hz

Frequency	Lead Tested	Peak Meter Reading	Quasi-Peak Meter Reading	Average Meter Reading	Quasi-Peak Limit	Average Limit
MHz		dBuV	dBuv	dBuV	dBuV	dBuV
0.152	Hot	50.09	44.16	32.82	65.89	55.89
0.152	Neutral	53.24	45.91	31.88	65.89	55.89
0.227	Hot	45.99	40.12	28.78	62.56	52.56
0.246	Neutral	48.73	41.09	26.65	61.89	51.89
0.290	Hot	41.39	35.88	24.22	60.52	50.52
0.429	Neutral	39.38	30.09	15.51	57.27	47.27
1.244	Hot	45.58	34.73	27.06	56	46
0.899	Neutral	40.62	36.78	26.28	56	46
3.404	Hot	36.46	31.73	23.07	56	46
3.500	Neutral	35.05	25.99	16.20	56	46
24.003	Hot	37.65	33.96	30.23	60	50
24.000	Neutral	33.91	31.01	23.94	60	50

The frequency range was scanned from 0.15 MHz to 30 MHz.
The six highest emissions relative to the limit are presented.
The emissions observed from the EUT do not exceed the specified limits.