Photographs of FURUNO SSB RADIOTELEPHONE FS-2570 (for 250W)

A Transceiver Unit FS-2570T (for 250 W)

A.1 Front View

A.2 Bottom View

A.3 Inside View (with Lid opened)



A.4 Inside View (with Shield-cover removed, showing covered SW-REG Board (upper right), PA Board 05P0739 (center right), TX-FIL Board 05P0736 (lower), COM Board 05P0740 (center), PA Board 05P0739 (center left), and DRV Board 05P0738 (upper left))



A.5 Inside View (with shield-covers removed, showing RELAY Board 05P0739, W/R Boards 05P0734, TX-RX Board 05P0733, CPU Board 05P0732 and T-IF Board 05P0731 (from top to bottom))



A.6 Name Plate

A.7 T-IF Board 05P0731 Front side



A.8 T-IF Board 05P0731 Rear side



A.9 T-CPU Board 05P0732 with DSP sub-Boards 05P0751 mounted (left), and TX-RX Board 05P0733 with PRESEL sub-Board 05P0746 (lower) and REF OSC sub-Board 05P0747 (upper) mounted (right)



A.10 T-CPU Board 05P0732 (left) and TX-RX Board 05P0733 (right) Rear side

A.11 W/R Boards 05P0734 (left & center) and RELAY Board 05P0744 (right) Front side



A.12 W/R Boards 05P0734 (right & center) and RELAY Board 05P0744 (left) Rear side



A.13 DRV Board 05P0738 Front side



A.14 DRV Board 05P0738 Rear side



A.15 PA Board 05P0739 Front side

A.16 PA Board 05P0739 Rear side



A.17 COMB Board 05P0740 Front side



A.18 COMB Board 05P0740 Rear side



A.19 TX-FIL Board 05P0736 Front side

A.20 TX-FIL Board 05P0736 Rear side



A.21 SW-REG Board 05P0737 Front side



A.22 SW-REG Board 05P0737 Rear side



B Antenna Coupler AT-1560-25 (for 250 W)

B.1 Front View

B.2 Inside View (showing COUP Board 05P0528 with DUMMY LOAD Board 05P0610 mounted)



B.3 Inside View (with DUMMY LOAD Board removed)



B.4 COUP Board 05P0528 Rear side



B.5 DUMMY LOAD Board 05P0610 Rear side



B.6 Name Plate

C Control Unit FS-2570C

C.1 Front View

C.2 Rear View

C.3 Inside View (with Rear cover removed, showing IF Board 05P0730)



C.4 Inside View (with IF Board removed, showing CPU Board 05P0729)



C.5 Inside View (with CPU Board removed)

C.6 Inside View (showing PANEL Board 05P0728)



C.7 Inside View (with PANEL Board removed, showing Back of Front Panel)

C.8 PANEL Board 05P0728 Front side (showing LCD and key switches)

C.9 CPU Board 05P0729 Rear side



C.10 IF Board 05P0730 Front side



C.11 Name Plates

D Handset with Bracket HS-2001

D.1 Left Side View

D.2 Front View (Bracket (left) and Handset (right))

D.3 Inside View (with Cover opened, showing PCB 05P0745)



D.4 PCB 05P0745 Front side



D.5 Name Plates