Attachment E Photographs of EUT FAR-2117 (Transceiver type: RTR-078)

1 Antenna Unit RSB-096 (including Transceiver RTR-078)

1.1 Outside (Front) View (showing Radiator, Scanner Cover and Name Plate)

1.2 Outside (Rear) View (showing Radiator and Scanner Cover)

1.3 Inside Front View (with Scanner Cover removed, showing Scanner Motor and TB Board 03P9349)



1.4 Inside Rear View (with Scanner Cover removed, showing Transceiver module)



1.5 Transceiver module Top View (showing RFC Board 03P9346 (left) and PWR Board 03P9348)



1.6 Transceiver module Bottom View



1.7 Transceiver module Bottom View (with Cover removed, showing MD Board 03P9244 (right), Magnetron (upper left) and Pulse Transformer (lower left))



1.8 MD Board 03P9244 Front side



1.9 MD Board 03P9244 Rear side



1.10 TB Board 03P9349 Front side



1.11 TB Board 03P9349 Rear side



1.12 IF AMP Board 03P9335 Front side



1.13 IF AMP Board 03P9335 Rear side



1.14 RFC Board 03P9346 Front side



1.15 RFC Board 03P9346 Rear side



1.16 PWR Board 03P9348 Front side



1.17 PWR Board 03P9348 Rear side



1.18 BP GEN Board 03P9347 Front side



1.19 BP GEN Board 03P9347 Rear side



1.20 Name Plate