Photographs of Furuno Radar Sensor DRS12A-NXT

1 Internal view

1.1 Inside view (with rear cover removed, showing Scanner Motor (upper) and Transceiver RTR-125 (middle))



1.2 Inside view (with Transceiver RTR-125 removed)



1.3 Inside view (with Power module removed)



1.4 Inside view (with Geared motor module removed)



2 Power module

2.1 Top view



2.2 Top view (with the shield-cover removed, showing PWR Board 03P9679)



2.3 Top view (with PWR Board 03P9679 removed)



3 Transceiver

3.1 Top view



3.2 Left view



3.3 Right view



3.4 Rear view



3.5 Bottom view



3.6 Bottom view (with the shield-cover removed)



3.7 Bottom view (with SPU module removed)



3.8 TRX module (with the shield-cover removed, showing TRX Board 03P9678A)



3.9 TRX module (with Circulator removed)



3.10 TRX module (with TRX Board 03P9603A removed)



3.11 Circulator Top side



3.12 Circulator Front side



3.13 SPU module



3.14 SPU module (showing SPU Board 03P9603A)



3.15 SPU module (with SPU Board removed)



4 Geared motor module

4.1 Front view



4.2 Rear view



4.3 Rear view (with the shield-cover removed, showing MTR-DRV Board 14DJ003 (MD-DJ-B48))



4.4 Rear view (with MTR-DRV Board 14DJ003 (MD-DJ-B48) removed)



End of text