APPENDIX Photographs of EUT System Configuration

Tested Item

- Carrier Frequency Separation Measurement
- Time of Occupancy Measurement
- 20dB Bandwidth Measurement
- Peak Output Power Measurement
- Band Edge RF Conducted Emission Measurement
- Spurious RF Conducted Emission Measurement
- Peak Power Density Measurement

FRONT VIEW





Tested Item

・Radiated Emission measurement

The photograph for the radiated emission test is identified by the “A-032-01-C”. The test of application No. “A-032-01-C” was performed on the same device supplied by the same applicant. Therefore, we used the test result of “A-032-01-C” in this test report.

FRONT VIEW



- Continued -

REAR VIEW





- Continued -

SIDE VIEW



Tested Item

・Conducted Emission measurement

FRONT VIEW

SIDE VIEW