**Figure 9**
General Appearance of the EUT

**Figure 10**
Inside Configuration of the EUT

**Figure 11**
Inside Configuration of the EUT

**Figure 12**
Inside Configuration of the EUT



**Figure 13**
Inside Configuration of the EUT




**Figure 14**
Inside Configuration of the EUT



**Figure 15**
Inside Configuration of the EUT




**Figure 16**
Inside Configuration of the EUT

**Figure 17**
Inside Configuration of the EUT

**Figure 18**
Inside Configuration of the EUT

**Figure 19**
Inside Configuration of the EUT

**Figure 20**
Inside Configuration of the EUT

**Figure 21**
Inside Configuration of the EUT




**Figure 22**
Inside Configuration of the EUT

**Figure 23**
Inside Configuration of the EUT



**Figure 24**
Inside Configuration of the EUT

**Figure 25**
Inside Configuration of the EUT




**Figure 26**
Inside Configuration of the EUT



**Figure 27**
Inside Configuration of the EUT

**Figure 28**
Inside Configuration of the EUT



**Figure 29**
Inside Configuration of the EUT




**Figure 30**
Inside Configuration of the EUT

**Figure 31**
Inside Configuration of the EUT

**Figure 32**
Inside Configuration of the EUT

**Figure 33**
Inside Configuration of the EUT

**Figure 34**
Inside Configuration of the EUT

**Figure 35**
Inside Configuration of the EUT

**Figure 36**
Inside Configuration of the EUT

**Figure 37**
Inside Configuration of the EUT

**Figure 38**
Inside Configuration of the EUT

**Figure 39**
Inside Configuration of the EUT




**Figure 40**
Inside Configuration of the EUT



**Figure 41**
Inside Configuration of the EUT

**Figure 42**
Inside Configuration of the EUT



**Figure 43**
Inside Configuration of the EUT

**Figure 44**
Inside Configuration of the EUT



**Figure 45**
Inside Configuration of the EUT




**Figure 46**
Inside Configuration of the EUT



**Figure 47**
Inside Configuration of the EUT




**Figure 48**
Remote Controller

**Figure 49**
Remote Controller

**Figure 50**
AC Cable