Date/Time: 03/12/04 12:25:01

Test Laboratory: The name of your organization

1_EUT Setup Configuration 1

DUT: Sony; Type: PCWA-C800S; Serial: N/A

Ambient temperature = 25.5 deg. C; Liquid temperature = 24.5 deg. C
Communication System: 802.11a; Frequency: 5180 MHz;Duty Cycle: 1:1
Medium parameters used (interpolated): f = 5180 MHz; σ = 5.41 mho/m; ε_r = 49; ρ = 1000 kg/m^3
Phantom section: Flat Section
Measurement Standard: DASY4 (High Precision Assessment)

DASY4 Configuration:

- Probe: ES3DV2 - SN3021; ConvF(1.4, 1.4, 1.4); Calibrated: 7/29/2003
- Sensor-Surface: 3mm (Mechanical Surface Detection)
- Electronics: DAE3 Sn500; Calibrated: 12/23/2003
- Phantom: SAM 2; Type: SAM 2; Serial: 1050
- Measurement SW: DASY4, V4.2 Build 37; Postprocessing SW: SEMCAD, V1.8 Build 109

Low; Antenna A/Area Scan (11x10x1): Measurement grid: dx=10mm, dy=10mm
Reference Value = 5.84 V/m; Power Drift = 0.19 dB
Maximum value of SAR (measured) = 0.811 mW/g

Low; Antenna A/Zoom Scan (7x7x8)/Cube 0: Measurement grid: dx=4.3mm, dy=4.3mm, dz=3mm
Reference Value = 5.84 V/m; Power Drift = 0.19 dB
Maximum value of SAR (measured) = 0.912 mW/g
Peak SAR (extrapolated) = 2.22 W/kg
SAR(1 g) = 0.595 mW/g; SAR(10 g) = 0.193 mW/g

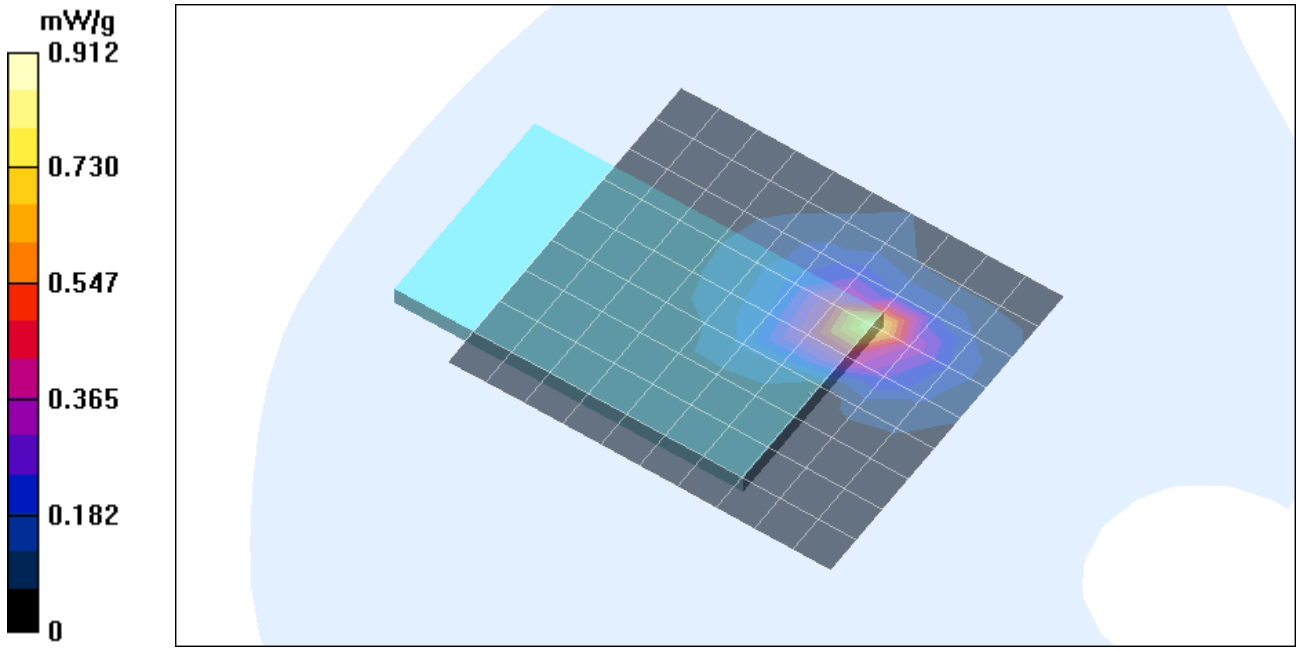

Date/Time: 03/12/04 12:25:01

Test Laboratory: The name of your organization

1_EUT Setup Configuration 1

DUT: Sony; Type: PCWA-C800S; Serial: N/A

Ambient temperature = 25.5 deg. C; Liquid temperature = 24.5 deg. C
Communication System: 802.11a; Frequency: 5260 MHz;Duty Cycle: 1:1
Medium parameters used (interpolated): f = 5260 MHz; σ = 5.56 mho/m; ε_r = 48.8; ρ = 1000 kg/m^3
Phantom section: Flat Section
Measurement Standard: DASY4 (High Precision Assessment)

DASY4 Configuration:

- Probe: ES3DV2 - SN3021; ConvF(1.4, 1.4, 1.4); Calibrated: 7/29/2003
- Sensor-Surface: 3mm (Mechanical Surface Detection)
- Electronics: DAE3 Sn500; Calibrated: 12/23/2003
- Phantom: SAM 2; Type: SAM 2; Serial: 1050
- Measurement SW: DASY4, V4.2 Build 37; Postprocessing SW: SEMCAD, V1.8 Build 109

Middle; Antenna A/Area Scan (13x11x1): Measurement grid: dx=10mm, dy=10mm
Reference Value = 8.39 V/m; Power Drift = 0.1 dB
Maximum value of SAR (measured) = 1.37 mW/g

Middle; Antenna A/Zoom Scan (7x7x8)/Cube 0: Measurement grid: dx=4.3mm, dy=4.3mm, dz=3mm
Reference Value = 8.39 V/m; Power Drift = 0.1 dB
Maximum value of SAR (measured) = 1.43 mW/g
Peak SAR (extrapolated) = 3.83 W/kg
SAR(1 g) = 0.986 mW/g; SAR(10 g) = 0.323 mW/g

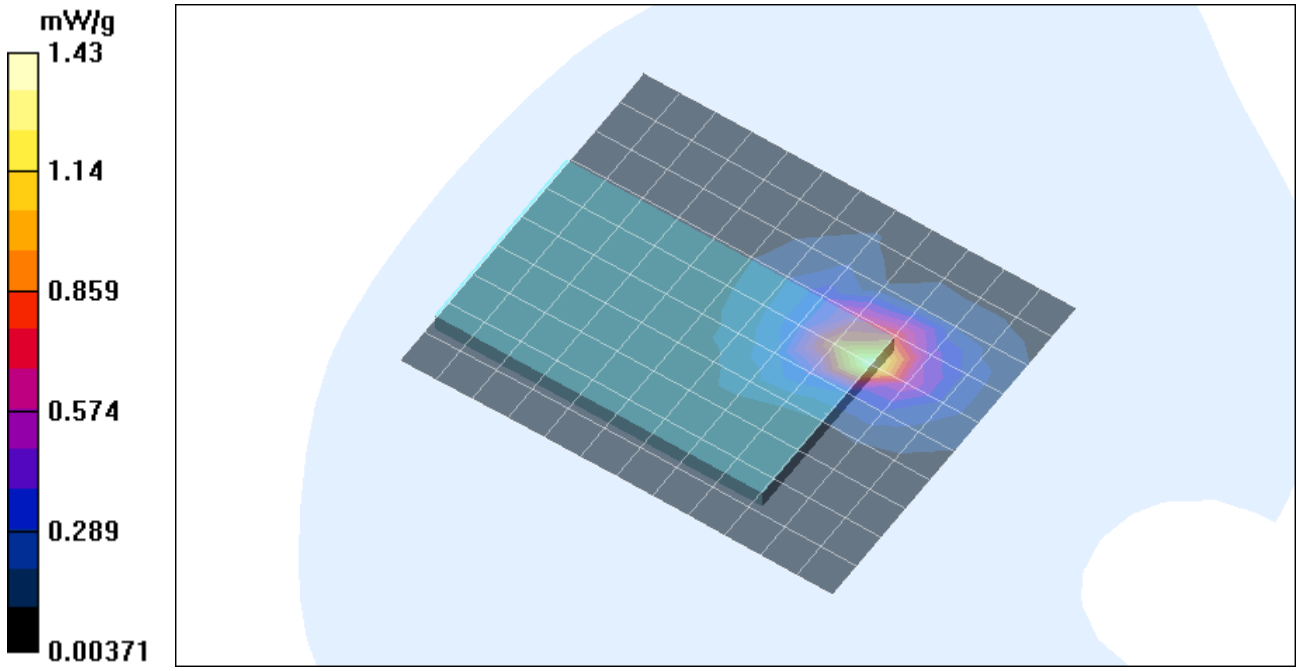

Date/Time: 03/12/04 12:25:01

Test Laboratory: The name of your organization

1_EUT Setup Configuration 1

DUT: Sony; Type: PCWA-C800S; Serial: N/A

DASY4 Configuration:

- Probe: ES3DV2 - SN3021; ConvF(1.4, 1.4, 1.4); Calibrated: 7/29/2003
- Sensor-Surface: 0mm (Fix Surface)
- Electronics: DAE3 Sn500; Calibrated: 12/23/2003
- Phantom: SAM 2; Type: SAM 2; Serial: 1050
- Measurement SW: DASY4, V4.2 Build 37; Postprocessing SW: SEMCAD, V1.8 Build 109

Middle; Antenna A/Z Scan (1x1x41): Measurement grid: dx=20mm, dy=20mm, dz=2.5mm
Reference Value = 8.39 V/m; Power Drift = 0.1 dB
Maximum value of SAR (measured) = 0.645 mW/g

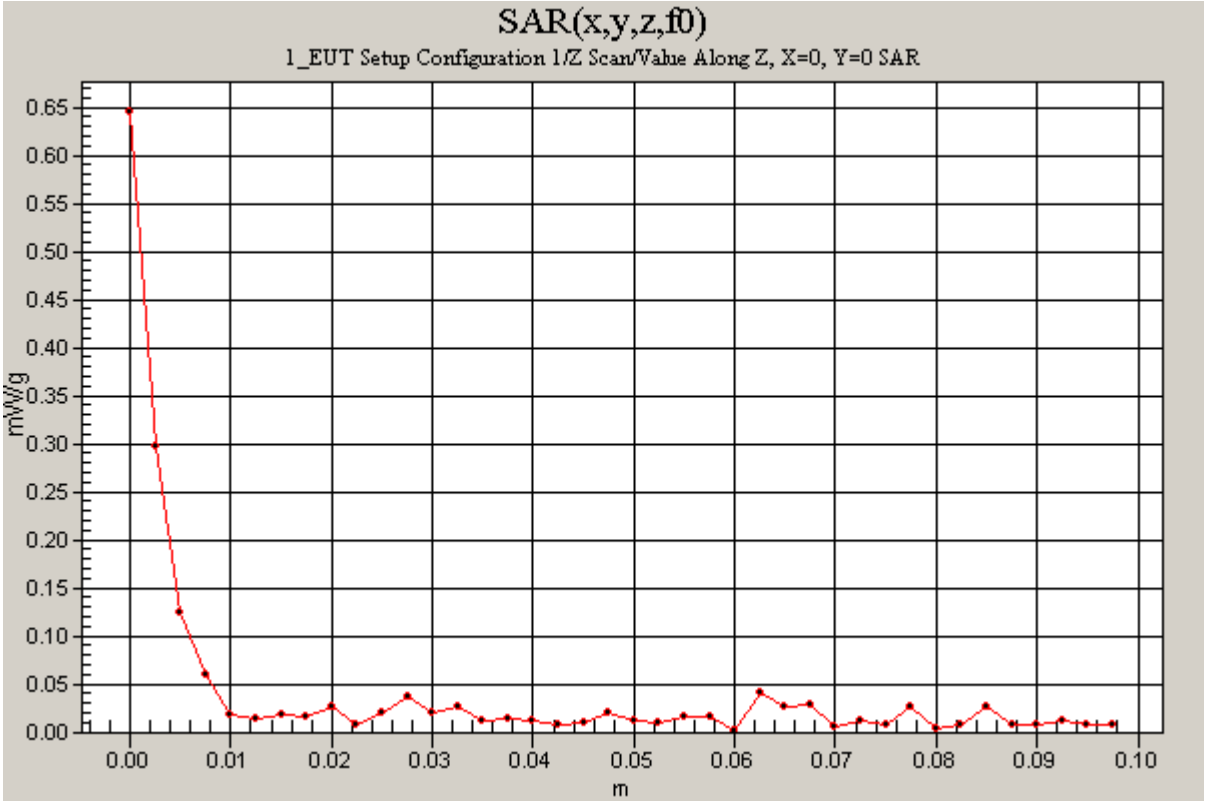

Date/Time: 03/12/04 12:25:01

Test Laboratory: The name of your organization

1_EUT Setup Configuration 1

DUT: Sony; Type: PCWA-C800S; Serial: N/A

Ambient temperature = 25.5 deg. C; Liquid temperature = 24.5 deg. C
Communication System: 802.11a; Frequency: 5320 MHz;Duty Cycle: 1:1
Medium parameters used (interpolated): f = 5320 MHz; σ = 5.62 mho/m; ε_r = 48.7; ρ = 1000 kg/m^3
Phantom section: Flat Section
Measurement Standard: DASY4 (High Precision Assessment)

DASY4 Configuration:

- Probe: ES3DV2 - SN3021; ConvF(1.4, 1.4, 1.4); Calibrated: 7/29/2003
- Sensor-Surface: 3mm (Mechanical Surface Detection)
- Electronics: DAE3 Sn500; Calibrated: 12/23/2003
- Phantom: SAM 2; Type: SAM 2; Serial: 1050
- Measurement SW: DASY4, V4.2 Build 37; Postprocessing SW: SEMCAD, V1.8 Build 109

High; Antenna A/Area Scan (11x10x1): Measurement grid: dx=10mm, dy=10mm
Reference Value = 3.89 V/m; Power Drift = 0.19 dB
Maximum value of SAR (measured) = 0.347 mW/g

High; Antenna A/Zoom Scan (7x7x8)/Cube 0: Measurement grid: dx=4.3mm, dy=4.3mm, dz=3mm
Reference Value = 3.89 V/m; Power Drift = 0.19 dB
Maximum value of SAR (measured) = 0.442 mW/g
Peak SAR (extrapolated) = 1.09 W/kg
SAR(1 g) = 0.301 mW/g; SAR(10 g) = 0.102 mW/g

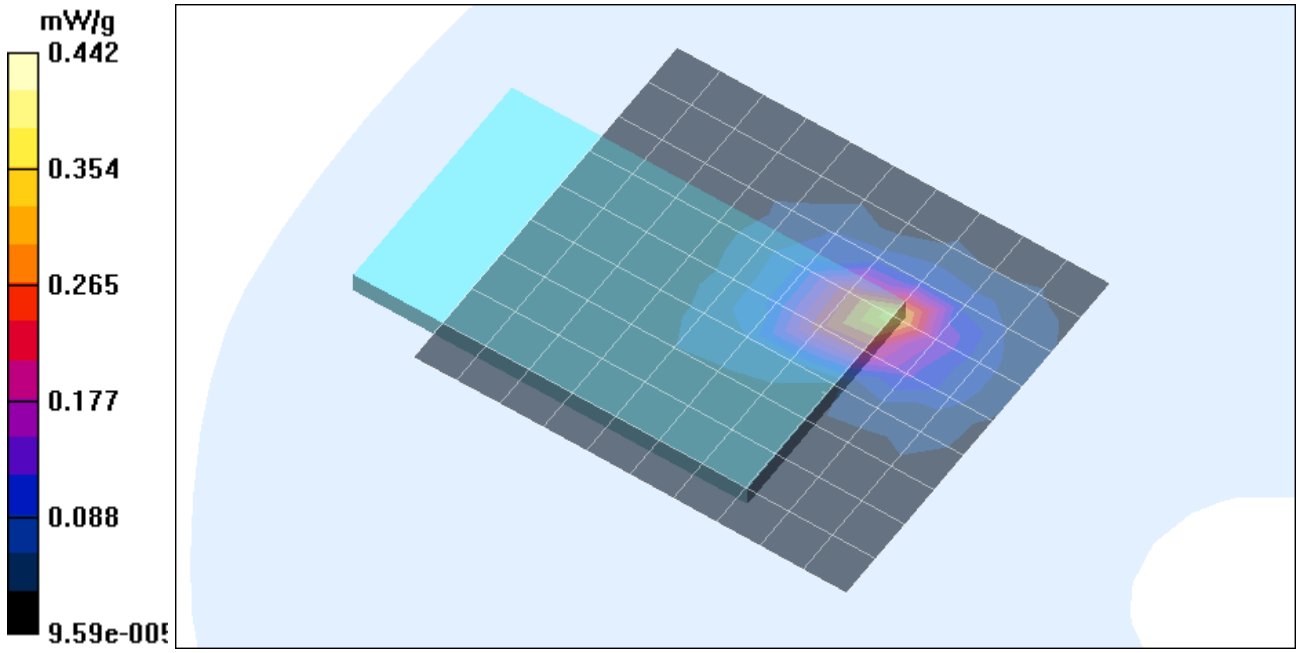

Date/Time: 03/12/04 12:25:01

Test Laboratory: The name of your organization

1_EUT Setup Configuration 1

DUT: Sony; Type: PCWA-C800S; Serial: N/A

Ambient temperature = 25.5 deg. C; Liquid temperature = 24.5 deg. C
Communication System: 802.11a; Frequency: 5260 MHz;Duty Cycle: 1:1
Medium parameters used (interpolated): f = 5260 MHz; σ = 5.56 mho/m; ε_r = 48.8; ρ = 1000 kg/m^3
Phantom section: Flat Section
Measurement Standard: DASY4 (High Precision Assessment)

DASY4 Configuration:

- Probe: ES3DV2 - SN3021; ConvF(1.4, 1.4, 1.4); Calibrated: 7/29/2003
- Sensor-Surface: 3mm (Mechanical Surface Detection)
- Electronics: DAE3 Sn500; Calibrated: 12/23/2003
- Phantom: SAM 2; Type: SAM 2; Serial: 1050
- Measurement SW: DASY4, V4.2 Build 37; Postprocessing SW: SEMCAD, V1.8 Build 109

Middle; Antenna B/Area Scan (13x11x1): Measurement grid: dx=10mm, dy=10mm
Reference Value = 12.1 V/m; Power Drift = -0.002 dB
Maximum value of SAR (measured) = 0.650 mW/g

Middle; Antenna B/Zoom Scan (7x7x8)/Cube 0: Measurement grid: dx=4.3mm, dy=4.3mm, dz=3mm
Reference Value = 12.1 V/m; Power Drift = -0.002 dB
Maximum value of SAR (measured) = 0.755 mW/g
Peak SAR (extrapolated) = 1.93 W/kg
SAR(1 g) = 0.544 mW/g; SAR(10 g) = 0.186 mW/g

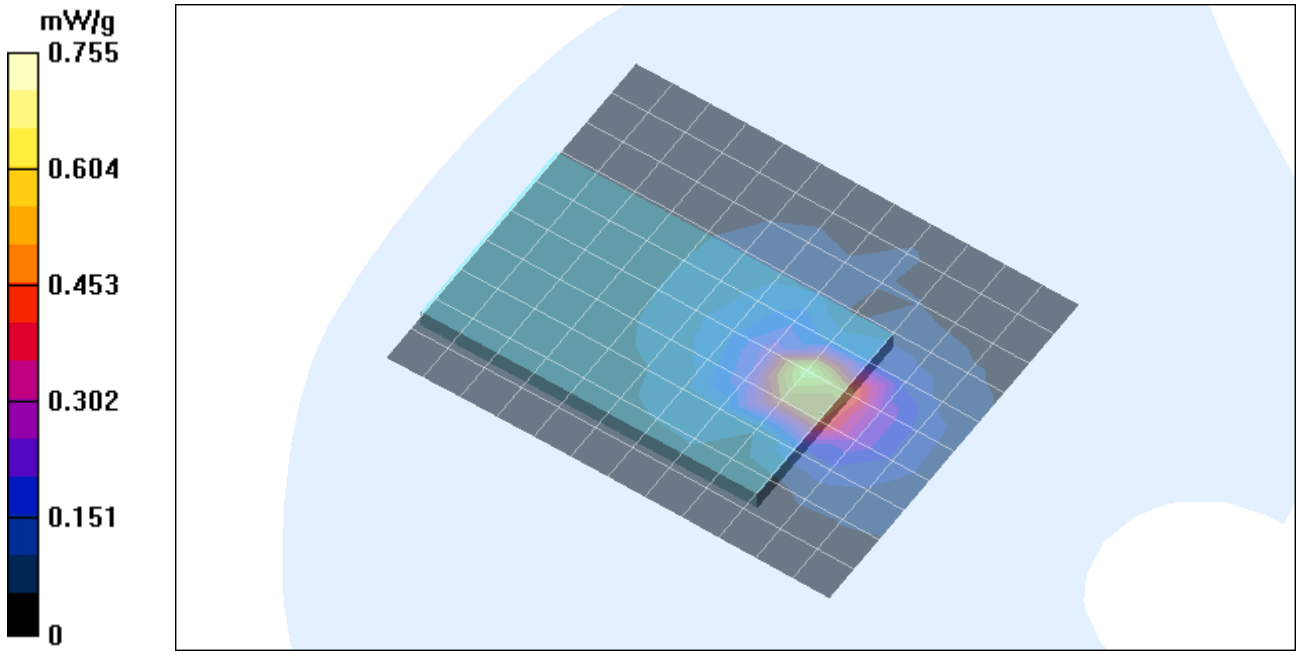

Date/Time: 03/12/04 12:25:01

Test Laboratory: The name of your organization

1_EUT Setup Configuration 1

DUT: Sony; Type: PCWA-C800S; Serial: N/A

Ambient temperature = 25.5 deg. C; Liquid temperature = 24.5 deg. C
Communication System: 802.11a; Frequency: 5210 MHz;Duty Cycle: 1:1
Medium parameters used (interpolated): f = 5210 MHz; σ = 5.49 mho/m; ε_r = 48.9; ρ = 1000 kg/m^3
Phantom section: Flat Section
Measurement Standard: DASY4 (High Precision Assessment)

DASY4 Configuration:

- Probe: ES3DV2 - SN3021; ConvF(1.4, 1.4, 1.4); Calibrated: 7/29/2003
- Sensor-Surface: 3mm (Mechanical Surface Detection)
- Electronics: DAE3 Sn500; Calibrated: 12/23/2003
- Phantom: SAM 2; Type: SAM 2; Serial: 1050
- Measurement SW: DASY4, V4.2 Build 37; Postprocessing SW: SEMCAD, V1.8 Build 109

Turbo mode Low; Antenna A/Area Scan (11x10x1): Measurement grid: dx=10mm, dy=10mm
Reference Value = 6.9 V/m; Power Drift = 0.12 dB
Maximum value of SAR (measured) = 0.888 mW/g

Turbo mode Low; Antenna A/Zoom Scan (7x7x8)/Cube 0: Measurement grid: dx=4.3mm, dy=4.3mm, dz=3mm
Reference Value = 6.9 V/m; Power Drift = 0.12 dB
Maximum value of SAR (measured) = 1.1 mW/g
Peak SAR (extrapolated) = 2.91 W/kg
SAR(1 g) = 0.770 mW/g; SAR(10 g) = 0.250 mW/g

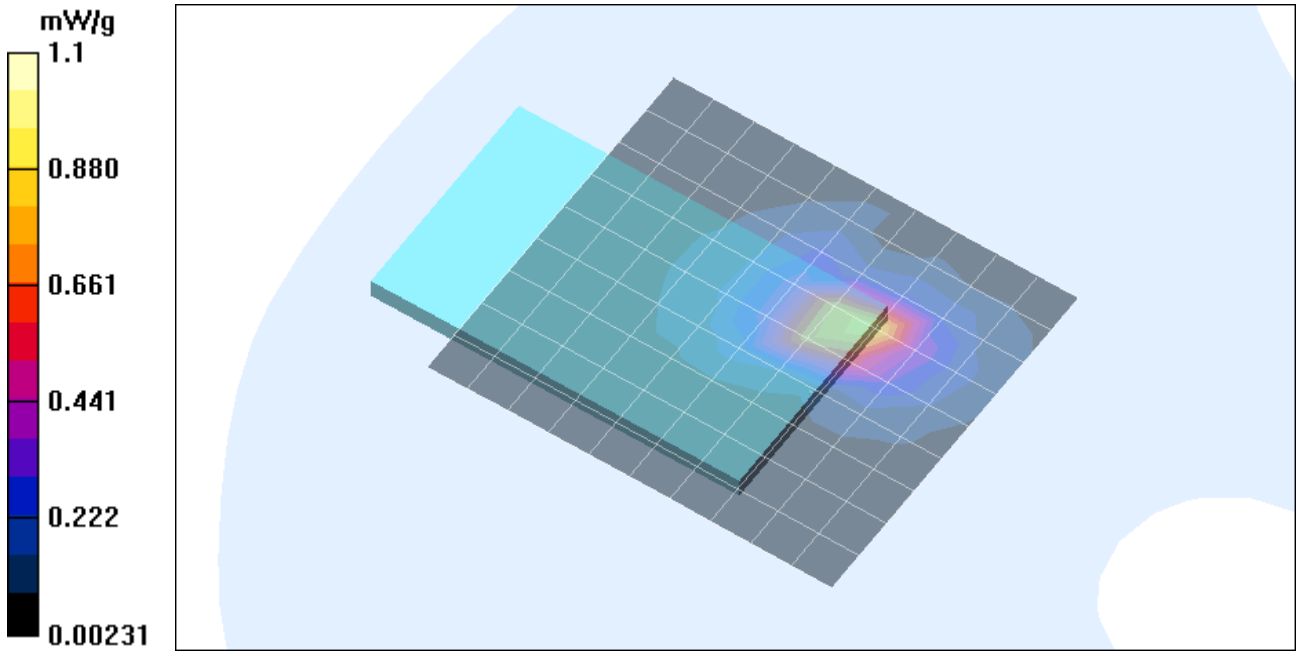

Date/Time: 03/12/04 12:25:01

Test Laboratory: The name of your organization

1_EUT Setup Configuration 1

DUT: Sony; Type: PCWA-C800S; Serial: N/A

Ambient temperature = 25.5 deg. C; Liquid temperature = 24.5 deg. C
Communication System: 802.11a; Frequency: 5250 MHz;Duty Cycle: 1:1
Medium parameters used: f = 5250 MHz; σ = 5.51 mho/m; ε_r = 48.9; ρ = 1000 kg/m^3
Phantom section: Flat Section
Measurement Standard: DASY4 (High Precision Assessment)

DASY4 Configuration:

- Probe: ES3DV2 - SN3021; ConvF(1.4, 1.4, 1.4); Calibrated: 7/29/2003
- Sensor-Surface: 3mm (Mechanical Surface Detection)
- Electronics: DAE3 Sn500; Calibrated: 12/23/2003
- Phantom: SAM 2; Type: SAM 2; Serial: 1050
- Measurement SW: DASY4, V4.2 Build 37; Postprocessing SW: SEMCAD, V1.8 Build 109

Turbo mode; Antenna A/Area Scan (11x10x1): Measurement grid: dx=10mm, dy=10mm
Reference Value = 5.82 V/m; Power Drift = 0.13 dB
Maximum value of SAR (measured) = 1.07 mW/g

Turbo mode; Antenna A/Zoom Scan (7x7x8)/Cube 0: Measurement grid: dx=4.3mm, dy=4.3mm, dz=3mm
Reference Value = 5.82 V/m; Power Drift = 0.13 dB
Maximum value of SAR (measured) = 1.27 mW/g
Peak SAR (extrapolated) = 3.4 W/kg
SAR(1 g) = 0.866 mW/g; SAR(10 g) = 0.288 mW/g

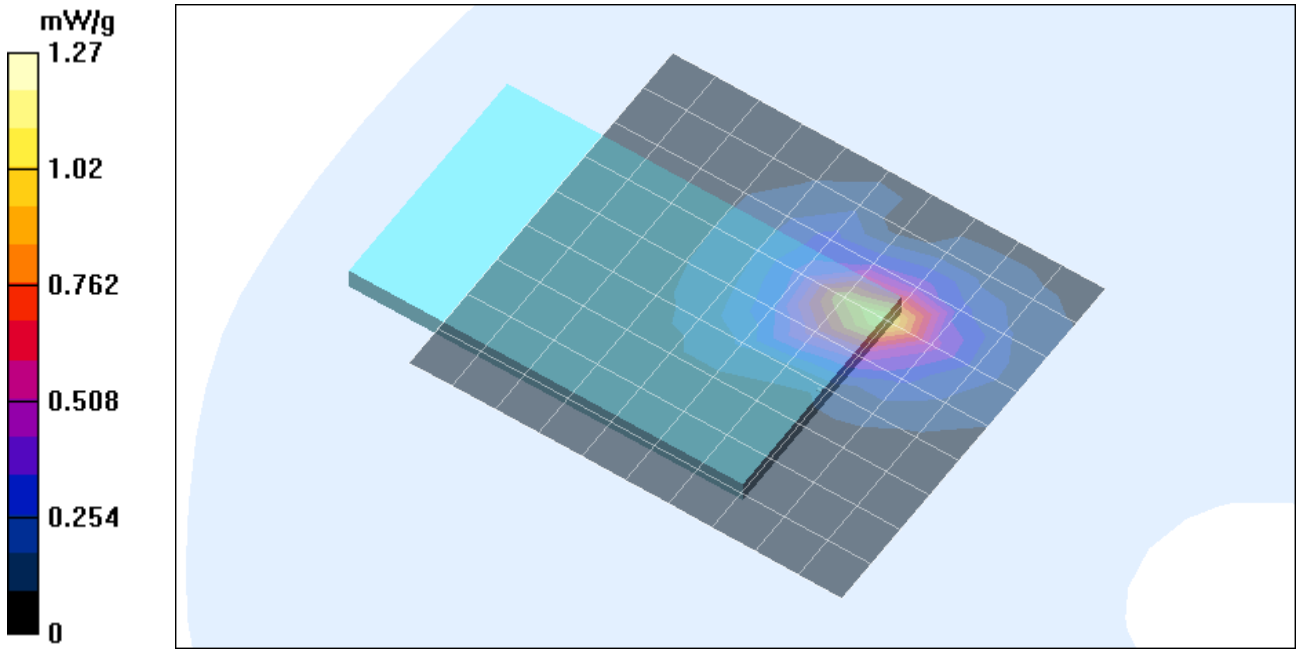

Date/Time: 03/12/04 12:25:01

Test Laboratory: The name of your organization

1_EUT Setup Configuration 1

DUT: Sony; Type: PCWA-C800S; Serial: N/A

DASY4 Configuration:

- Probe: ES3DV2 - SN3021; ConvF(1.4, 1.4, 1.4); Calibrated: 7/29/2003
- Sensor-Surface: 0mm (Fix Surface)
- Electronics: DAE3 Sn500; Calibrated: 12/23/2003
- Phantom: SAM 2; Type: SAM 2; Serial: 1050
- Measurement SW: DASY4, V4.2 Build 37; Postprocessing SW: SEMCAD, V1.8 Build 109

Turbo mode; Antenna A/Z Scan (1x1x41): Measurement grid: dx=20mm, dy=20mm, dz=2.5mm
Reference Value = 5.82 V/m; Power Drift = 0.0 dB
Maximum value of SAR (measured) = 0.576 mW/g

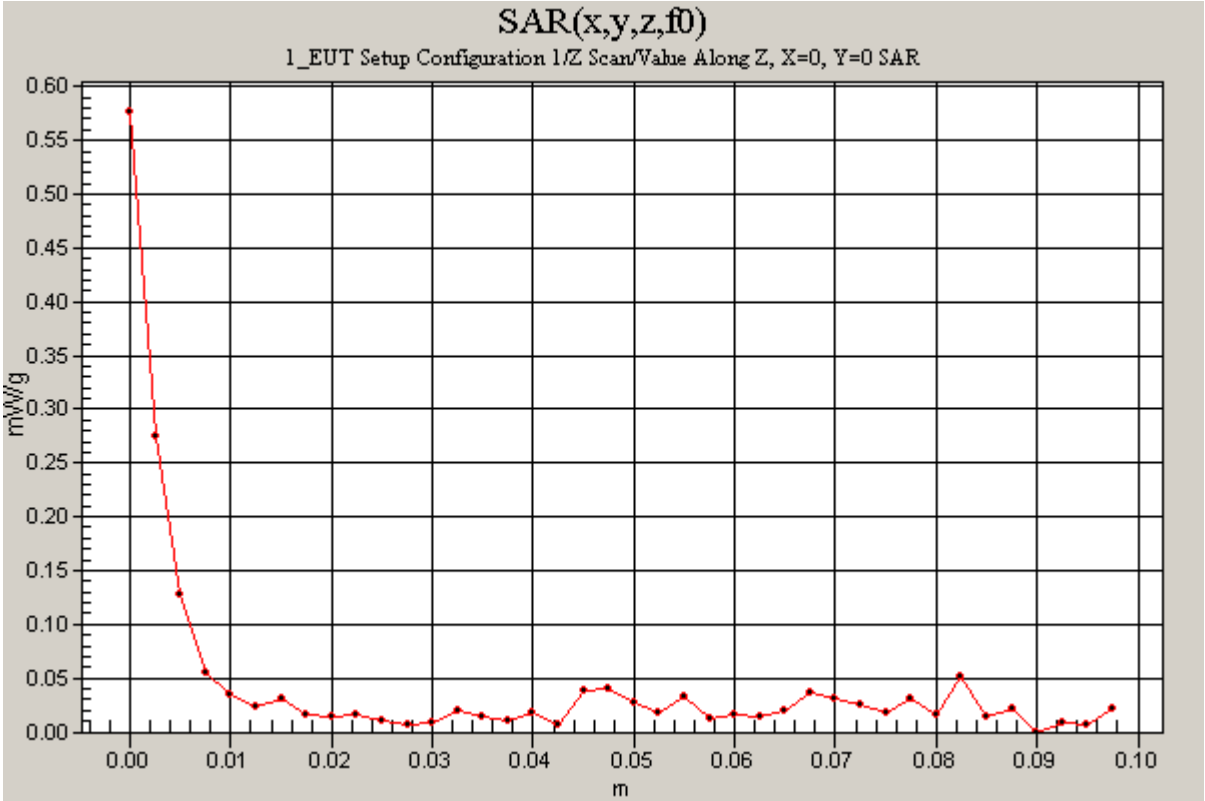

Date/Time: 03/12/04 12:25:01

Test Laboratory: The name of your organization

1_EUT Setup Configuration 1

DUT: Sony; Type: PCWA-C800S; Serial: N/A

Ambient temperature = 25.5 deg. C; Liquid temperature = 24.5 deg. C
Communication System: 802.11a; Frequency: 5290 MHz;Duty Cycle: 1:1
Medium parameters used (interpolated): f = 5290 MHz; σ = 5.56 mho/m; ε_r = 48.8; ρ = 1000 kg/m^3
Phantom section: Flat Section
Measurement Standard: DASY4 (High Precision Assessment)

DASY4 Configuration:

- Probe: ES3DV2 - SN3021; ConvF(1.4, 1.4, 1.4); Calibrated: 7/29/2003
- Sensor-Surface: 3mm (Mechanical Surface Detection)
- Electronics: DAE3 Sn500; Calibrated: 12/23/2003
- Phantom: SAM 2; Type: SAM 2; Serial: 1050
- Measurement SW: DASY4, V4.2 Build 37; Postprocessing SW: SEMCAD, V1.8 Build 109

Turbo mode; High; Antenna A/Area Scan (11x10x1): Measurement grid: dx=10mm, dy=10mm
Reference Value = 7 V/m; Power Drift = 0.12 dB
Maximum value of SAR (measured) = 0.980 mW/g

Turbo mode; High; Antenna A/Zoom Scan (7x7x8)/Cube 0: Measurement grid: dx=4.3mm, dy=4.3mm, dz=3mm
Reference Value = 7 V/m; Power Drift = 0.12 dB
Maximum value of SAR (measured) = 1.23 mW/g
Peak SAR (extrapolated) = 3.3 W/kg
SAR(1 g) = 0.816 mW/g; SAR(10 g) = 0.264 mW/g

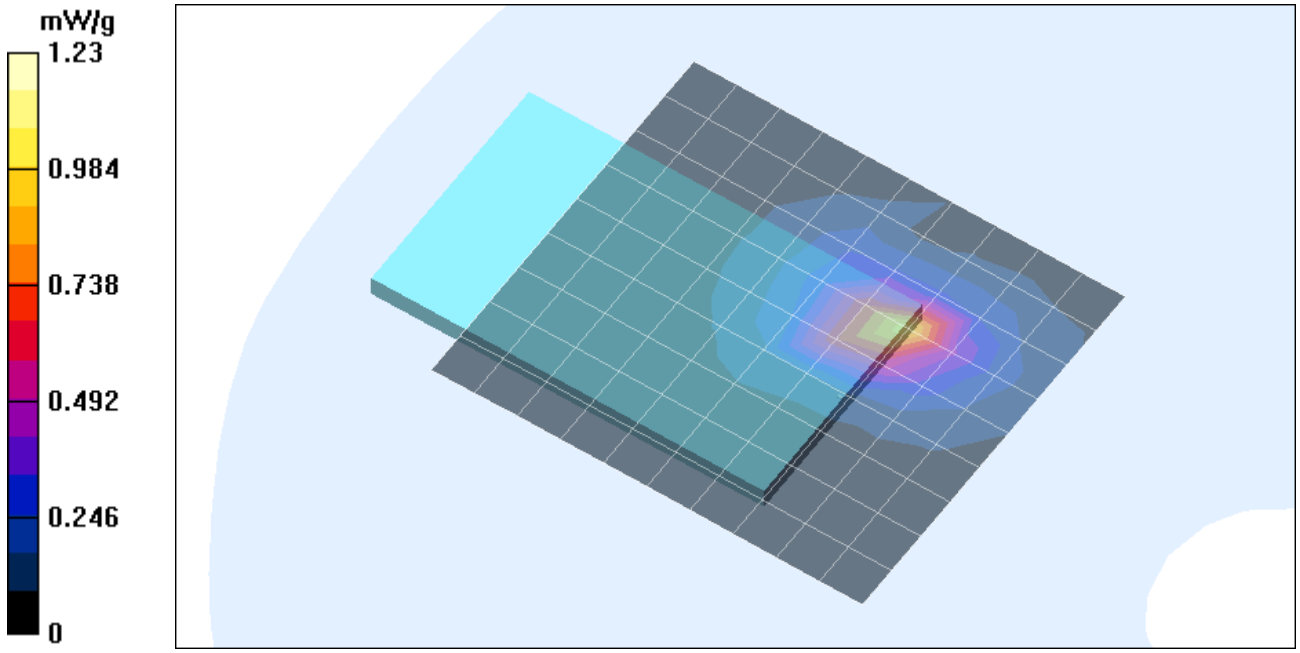

Date/Time: 03/12/04 16:55:32

Test Laboratory: The name of your organization

2_EUT Setup Configuration 2

DUT: Sony; Type: PCWA-C800S; Serial: N/A

Ambient temperature = 25.5 deg. C; Liquid temperature = 24.5 deg. C
Communication System: 802.11a; Frequency: 5260 MHz;Duty Cycle: 1:1
Medium parameters used (interpolated): f = 5260 MHz; σ = 5.56 mho/m; ε_r = 48.8; ρ = 1000 kg/m^3
Phantom section: Flat Section
Measurement Standard: DASY4 (High Precision Assessment)

DASY4 Configuration:

- Probe: ES3DV2 - SN3021; ConvF(1.4, 1.4, 1.4); Calibrated: 7/29/2003
- Sensor-Surface: 3mm (Mechanical Surface Detection)
- Electronics: DAE3 Sn500; Calibrated: 12/23/2003
- Phantom: SAM 2; Type: SAM 2; Serial: 1050
- Measurement SW: DASY4, V4.2 Build 37; Postprocessing SW: SEMCAD, V1.8 Build 109

Middle; Antenna A/Area Scan (10x13x1): Measurement grid: dx=10mm, dy=10mm
Reference Value = 3.95 V/m; Power Drift = 0.13 dB
Maximum value of SAR (measured) = 0.665 mW/g

Middle; Antenna A/Zoom Scan (7x7x8)/Cube 0: Measurement grid: dx=4.3mm, dy=4.3mm, dz=3mm
Reference Value = 3.95 V/m; Power Drift = 0.13 dB
Maximum value of SAR (measured) = 0.698 mW/g
Peak SAR (extrapolated) = 1.54 W/kg
SAR(1 g) = 0.516 mW/g; SAR(10 g) = 0.210 mW/g

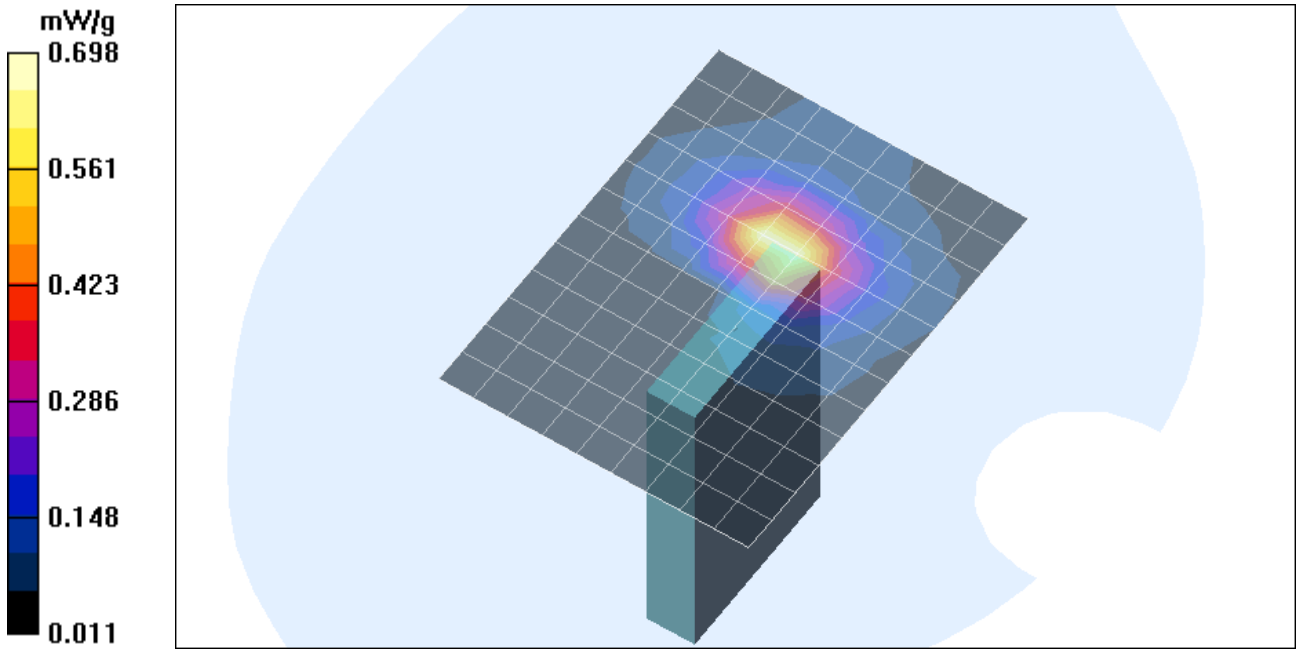

Date/Time: 03/12/04 16:55:32

Test Laboratory: The name of your organization

2_EUT Setup Configuration 2

DUT: Sony; Type: PCWA-C800S; Serial: N/A

DASY4 Configuration:

- Probe: ES3DV2 - SN3021; ConvF(1.4, 1.4, 1.4); Calibrated: 7/29/2003
- Sensor-Surface: 0mm (Fix Surface)
- Electronics: DAE3 Sn500; Calibrated: 12/23/2003
- Phantom: SAM 2; Type: SAM 2; Serial: 1050
- Measurement SW: DASY4, V4.2 Build 37; Postprocessing SW: SEMCAD, V1.8 Build 109

Middle; Antenna A/Z Scan (1x1x41): Measurement grid: dx=20mm, dy=20mm, dz=2.5mm
Reference Value = 3.95 V/m; Power Drift = 0.2 dB
Maximum value of SAR (measured) = 0.368 mW/g

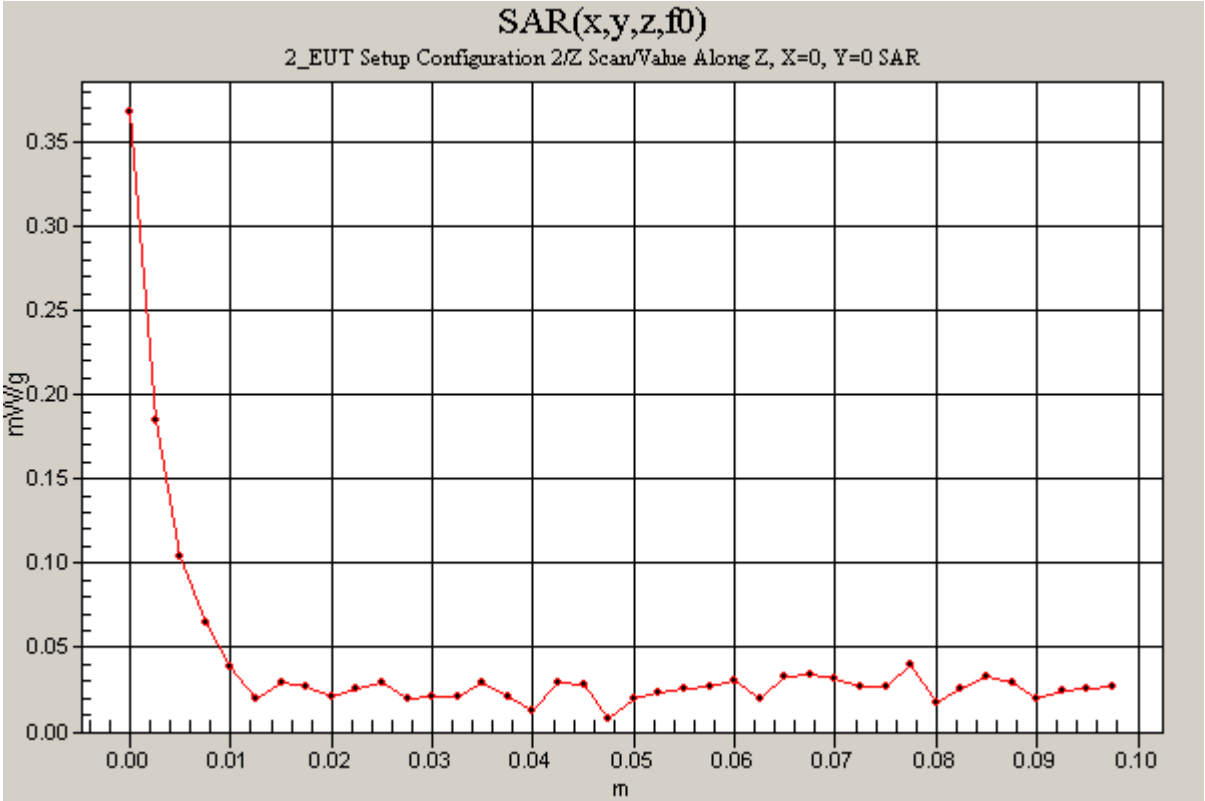

Date/Time: 03/12/04 16:55:32

Test Laboratory: The name of your organization

2_EUT Setup Configuration 2

DUT: Sony; Type: PCWA-C800S; Serial: N/A

Ambient temperature = 25.5 deg. C; Liquid temperature = 24.5 deg. C
Communication System: 802.11a; Frequency: 5260 MHz;Duty Cycle: 1:1
Medium parameters used (interpolated): f = 5260 MHz; σ = 5.56 mho/m; ε_r = 48.8; ρ = 1000 kg/m^3
Phantom section: Flat Section
Measurement Standard: DASY4 (High Precision Assessment)

DASY4 Configuration:

- Probe: ES3DV2 - SN3021; ConvF(1.4, 1.4, 1.4); Calibrated: 7/29/2003
- Sensor-Surface: 3mm (Mechanical Surface Detection)
- Electronics: DAE3 Sn500; Calibrated: 12/23/2003
- Phantom: SAM 2; Type: SAM 2; Serial: 1050
- Measurement SW: DASY4, V4.2 Build 37; Postprocessing SW: SEMCAD, V1.8 Build 109

Middle; Antenna B/Area Scan (9x13x1): Measurement grid: dx=10mm, dy=10mm
Reference Value = 10.1 V/m; Power Drift = -0.13 dB
Maximum value of SAR (measured) = 0.540 mW/g

Middle; Antenna B/Zoom Scan (7x7x8)/Cube 0: Measurement grid: dx=4.3mm, dy=4.3mm, dz=3mm
Reference Value = 10.1 V/m; Power Drift = -0.13 dB
Maximum value of SAR (measured) = 0.660 mW/g
Peak SAR (extrapolated) = 1.65 W/kg
SAR(1 g) = 0.482 mW/g; SAR(10 g) = 0.186 mW/g

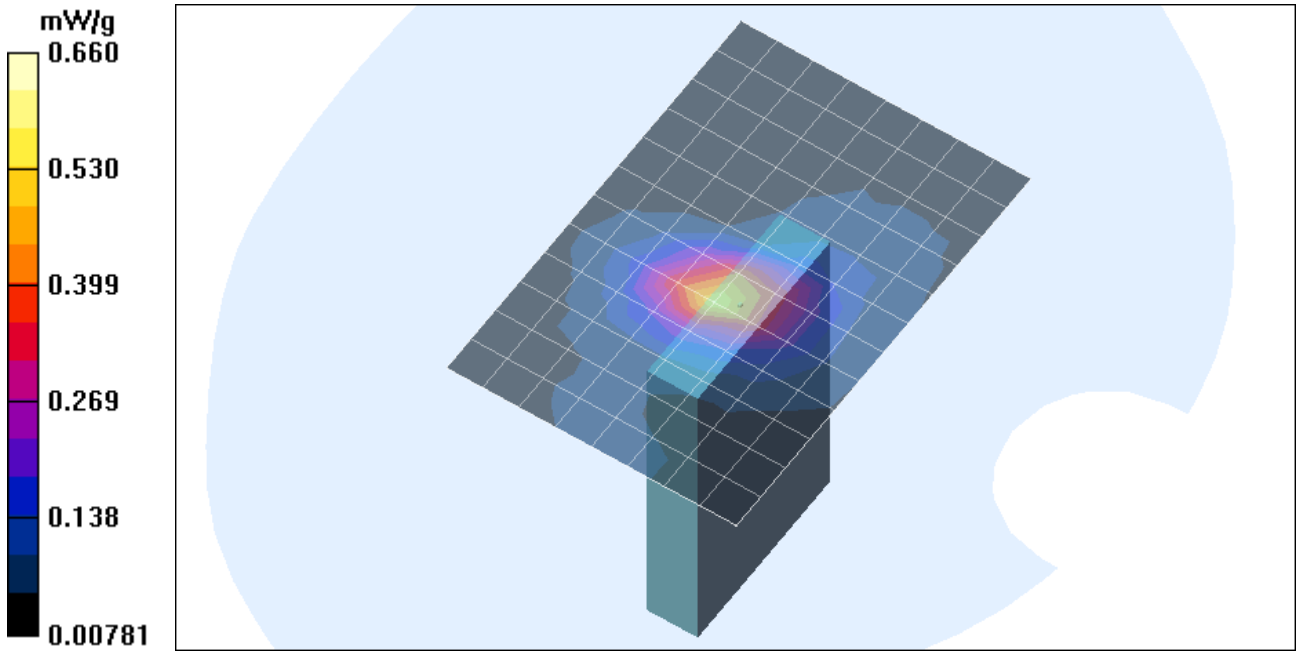

Date/Time: 03/12/04 16:55:32

Test Laboratory: The name of your organization

2_EUT Setup Configuration 2

DUT: Sony; Type: PCWA-C800S; Serial: N/A

Ambient temperature = 25.5 deg. C; Liquid temperature = 24.5 deg. C
Communication System: 802.11a; Frequency: 5250 MHz;Duty Cycle: 1:1
Medium parameters used: f = 5250 MHz; σ = 5.51 mho/m; ε_r = 48.9; ρ = 1000 kg/m^3
Phantom section: Flat Section
Measurement Standard: DASY4 (High Precision Assessment)

DASY4 Configuration:

- Probe: ES3DV2 - SN3021; ConvF(1.4, 1.4, 1.4); Calibrated: 7/29/2003
- Sensor-Surface: 3mm (Mechanical Surface Detection)
- Electronics: DAE3 Sn500; Calibrated: 12/23/2003
- Phantom: SAM 2; Type: SAM 2; Serial: 1050
- Measurement SW: DASY4, V4.2 Build 37; Postprocessing SW: SEMCAD, V1.8 Build 109

Turbo mode; Middle; Antenna A/Area Scan (9x13x1): Measurement grid: dx=10mm, dy=10mm
Reference Value = 4.02 V/m; Power Drift = -0.1 dB
Maximum value of SAR (measured) = 0.705 mW/g
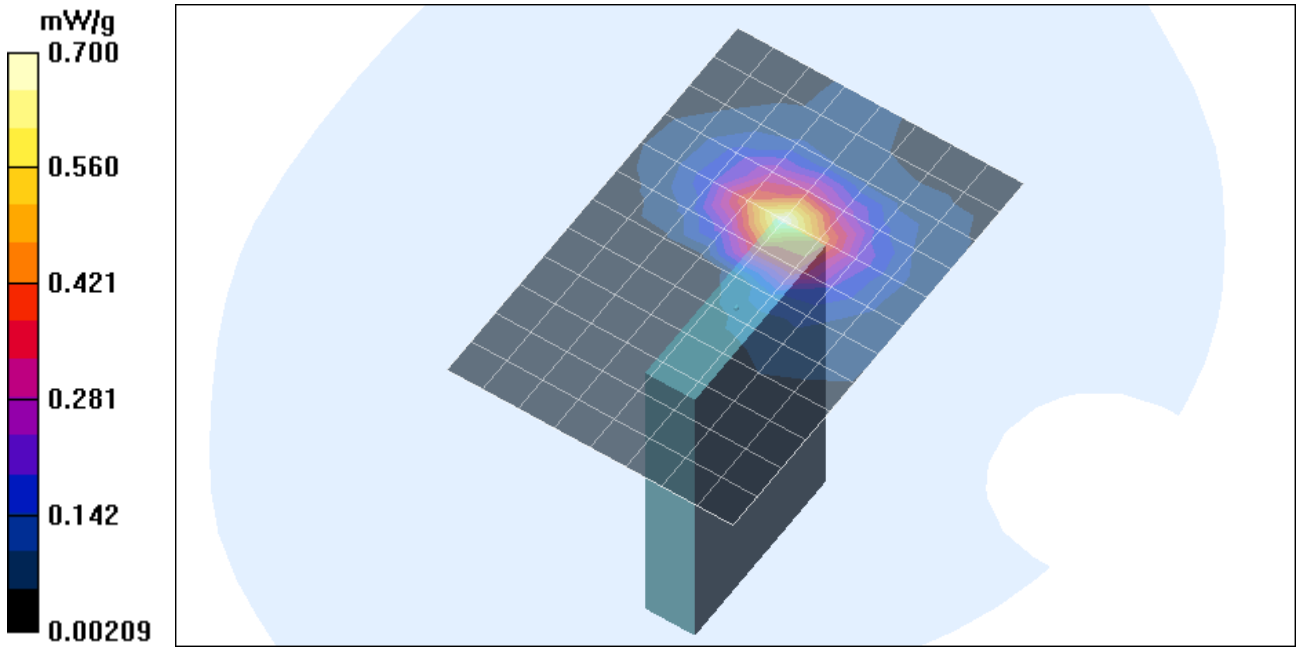
Turbo mode; Middle; Antenna A/Zoom Scan (7x7x8)/Cube 0: Measurement grid: dx=4.3mm, dy=4.3mm, dz=3mm
Reference Value = 4.02 V/m; Power Drift = -0.1 dB
Maximum value of SAR (measured) = 0.700 mW/g
Peak SAR (extrapolated) = 1.61 W/kg
SAR(1 g) = 0.497 mW/g; SAR(10 g) = 0.189 mW/g