Date/Time: 03/10/04 16:55:20

Test Laboratory: The name of your organization

1_EUT Setup Configuration 1_802.11b

DUT: Sony; Type: PCWA-C800S; Serial: N/A

Ambient temperature = 24.5 deg. C; Liquid temperature = 23.0 deg. C
Communication System: 802.11bg; Frequency: 2437 MHz;Duty Cycle: 1:1
Medium parameters used (interpolated): f = 2437 MHz; σ = 1.98 mho/m; ε_r = 52; ρ = 1000 kg/m^3
Phantom section: Flat Section
Measurement Standard: DASY4 (High Precision Assessment)

DASY4 Configuration:

- Probe: ES3DV2 - SN3021; ConvF(4.1, 4.1, 4.1); Calibrated: 7/29/2003
- Sensor-Surface: 4mm (Mechanical Surface Detection)
- Electronics: DAE3 Sn500; Calibrated: 12/23/2003
- Phantom: SAM 2; Type: SAM 2; Serial: 1050
- Measurement SW: DASY4, V4.2 Build 37; Postprocessing SW: SEMCAD, V1.8 Build 109

Middle; Antenna A/Area Scan (9x7x1): Measurement grid: dx=15mm, dy=15mm
Reference Value = 12.2 V/m; Power Drift = -0.1 dB
Maximum value of SAR (measured) = 0.239 mW/g

Middle; Antenna A/Zoom Scan (5x5x7)/Cube 0: Measurement grid: dx=7.5mm, dy=7.5mm, dz=5mm
Reference Value = 12.2 V/m; Power Drift = -0.1 dB
Maximum value of SAR (measured) = 0.324 mW/g
Peak SAR (extrapolated) = 0.571 W/kg
SAR(1 g) = 0.280 mW/g; SAR(10 g) = 0.136 mW/g

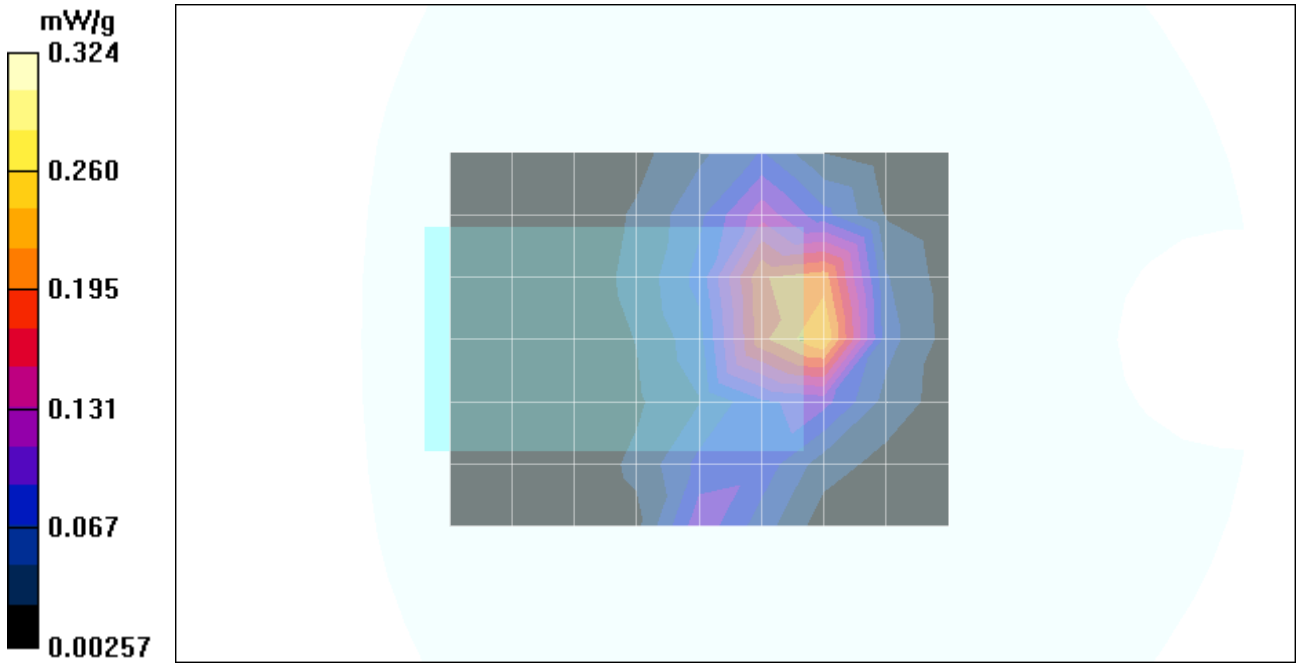

Date/Time: 03/10/04 16:55:20

Test Laboratory: The name of your organization

1_EUT Setup Configuration 1_802.11b

DUT: Sony; Type: PCWA-C800S; Serial: N/A

Ambient temperature = 24.5 deg. C; Liquid temperature = 23.0 deg. C
Communication System: 802.11bg; Frequency: 2412 MHz;Duty Cycle: 1:1
Medium parameters used (interpolated): f = 2412 MHz; σ = 1.96 mho/m; ε_r = 52; ρ = 1000 kg/m^3
Phantom section: Flat Section
Measurement Standard: DASY4 (High Precision Assessment)

DASY4 Configuration:

- Probe: ES3DV2 - SN3021; ConvF(4.1, 4.1, 4.1); Calibrated: 7/29/2003
- Sensor-Surface: 4mm (Mechanical Surface Detection)
- Electronics: DAE3 Sn500; Calibrated: 12/23/2003
- Phantom: SAM 2; Type: SAM 2; Serial: 1050
- Measurement SW: DASY4, V4.2 Build 37; Postprocessing SW: SEMCAD, V1.8 Build 109

Low; Antenna B/Area Scan (9x7x1): Measurement grid: dx=15mm, dy=15mm
Reference Value = 9.68 V/m; Power Drift = 0.0 dB
Maximum value of SAR (measured) = 0.145 mW/g

Low; Antenna B/Zoom Scan (5x5x7)/Cube 0: Measurement grid: dx=7.5mm, dy=7.5mm, dz=5mm
Reference Value = 9.68 V/m; Power Drift = 0.0 dB
Maximum value of SAR (measured) = 0.188 mW/g
Peak SAR (extrapolated) = 0.339 W/kg
SAR(1 g) = 0.163 mW/g; SAR(10 g) = 0.081 mW/g

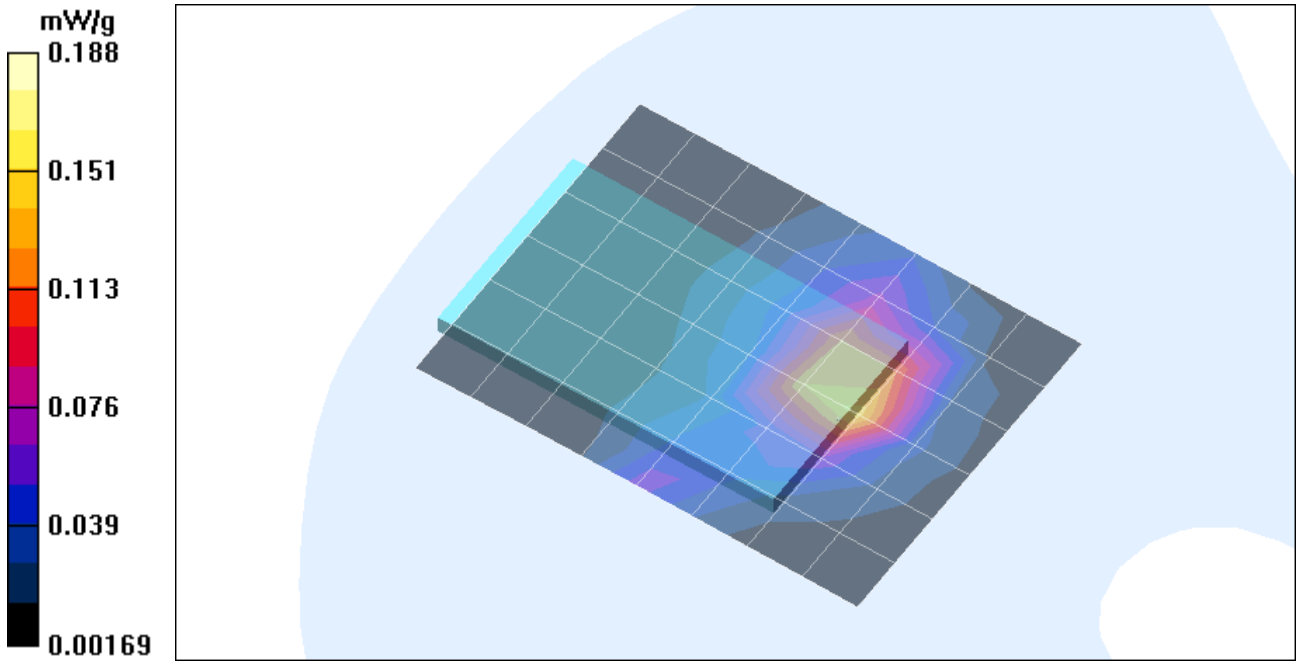

Date/Time: 03/10/04 16:55:20

Test Laboratory: The name of your organization

1_EUT Setup Configuration 1_802.11b

DUT: Sony; Type: PCWA-C800S; Serial: N/A

Ambient temperature = 24.5 deg. C; Liquid temperature = 23.0 deg. C
Communication System: 802.11bg; Frequency: 2437 MHz;Duty Cycle: 1:1
Medium parameters used (interpolated): f = 2437 MHz; σ = 1.98 mho/m; ε_r = 52; ρ = 1000 kg/m^3
Phantom section: Flat Section
Measurement Standard: DASY4 (High Precision Assessment)

DASY4 Configuration:

- Probe: ES3DV2 - SN3021; ConvF(4.1, 4.1, 4.1); Calibrated: 7/29/2003
- Sensor-Surface: 4mm (Mechanical Surface Detection)
- Electronics: DAE3 Sn500; Calibrated: 12/23/2003
- Phantom: SAM 2; Type: SAM 2; Serial: 1050
- Measurement SW: DASY4, V4.2 Build 37; Postprocessing SW: SEMCAD, V1.8 Build 109

Middle; Antenna B/Area Scan (9x7x1): Measurement grid: dx=15mm, dy=15mm
Reference Value = 12.4 V/m; Power Drift = -0.0 dB
Maximum value of SAR (measured) = 0.266 mW/g

Middle; Antenna B/Zoom Scan (5x5x7)/Cube 0: Measurement grid: dx=7.5mm, dy=7.5mm, dz=5mm
Reference Value = 12.4 V/m; Power Drift = -0.0 dB
Maximum value of SAR (measured) = 0.331 mW/g
Peak SAR (extrapolated) = 0.583 W/kg
SAR(1 g) = 0.287 mW/g; SAR(10 g) = 0.139 mW/g

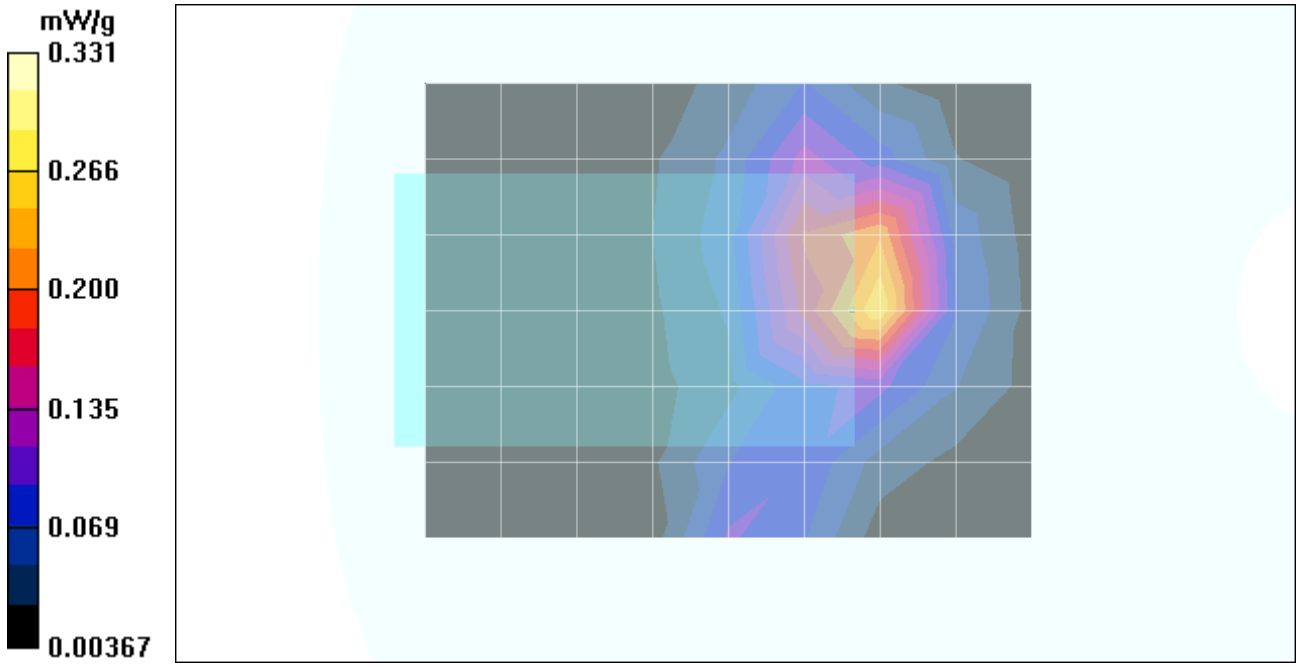

Date/Time: 03/10/04 16:55:20

Test Laboratory: The name of your organization

1_EUT Setup Configuration 1_802.11b

DUT: Sony; Type: PCWA-C800S; Serial: N/A

DASY4 Configuration:

- Probe: ES3DV2 - SN3021; ConvF(4.1, 4.1, 4.1); Calibrated: 7/29/2003
- Sensor-Surface: 0mm (Fix Surface)
- Electronics: DAE3 Sn500; Calibrated: 12/23/2003
- Phantom: SAM 2; Type: SAM 2; Serial: 1050
- Measurement SW: DASY4, V4.2 Build 37; Postprocessing SW: SEMCAD, V1.8 Build 109

Middle; Antenna B/Z Scan (1x1x51): Measurement grid: dx=20mm, dy=20mm, dz=2mm
Reference Value = 12.4 V/m; Power Drift = -0.0 dB
Maximum value of SAR (measured) = 0.347 mW/g

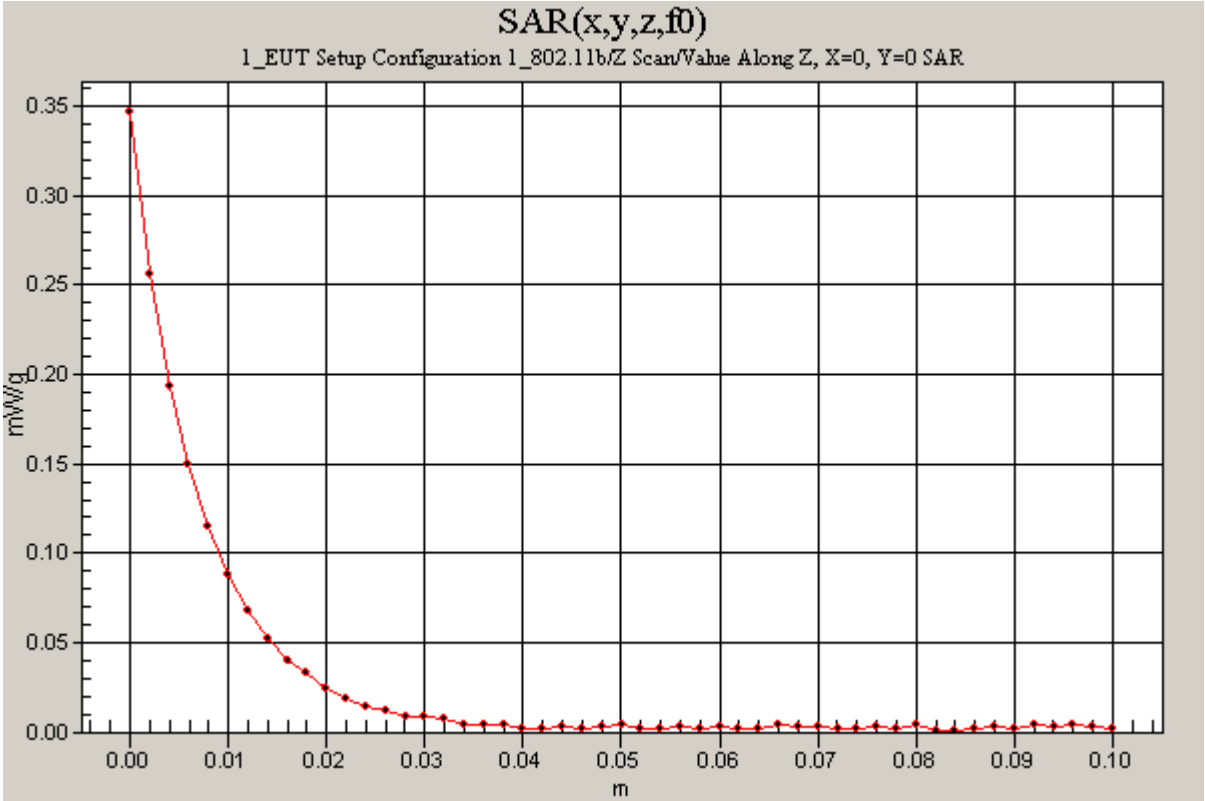

Date/Time: 03/10/04 16:55:20

Test Laboratory: The name of your organization

1_EUT Setup Configuration 1_802.11b

DUT: Sony; Type: PCWA-C800S; Serial: N/A

Ambient temperature = 24.5 deg. C; Liquid temperature = 23.0 deg. C
Communication System: 802.11bg; Frequency: 2462 MHz;Duty Cycle: 1:1
Medium parameters used (interpolated): f = 2462 MHz; σ = 2.03 mho/m; ε_r = 51.8; ρ = 1000 kg/m^3
Phantom section: Flat Section
Measurement Standard: DASY4 (High Precision Assessment)

DASY4 Configuration:

- Probe: ES3DV2 - SN3021; ConvF(4.1, 4.1, 4.1); Calibrated: 7/29/2003
- Sensor-Surface: 4mm (Mechanical Surface Detection)
- Electronics: DAE3 Sn500; Calibrated: 12/23/2003
- Phantom: SAM 2; Type: SAM 2; Serial: 1050
- Measurement SW: DASY4, V4.2 Build 37; Postprocessing SW: SEMCAD, V1.8 Build 109

High; Antenna B/Area Scan (9x7x1): Measurement grid: dx=15mm, dy=15mm
Reference Value = 9.29 V/m; Power Drift = 0.1 dB
Maximum value of SAR (measured) = 0.142 mW/g

High; Antenna B/Zoom Scan (5x5x7)/Cube 0: Measurement grid: dx=7.5mm, dy=7.5mm, dz=5mm
Reference Value = 9.29 V/m; Power Drift = 0.1 dB
Maximum value of SAR (measured) = 0.188 mW/g
Peak SAR (extrapolated) = 0.338 W/kg
SAR(1 g) = 0.163 mW/g; SAR(10 g) = 0.079 mW/g

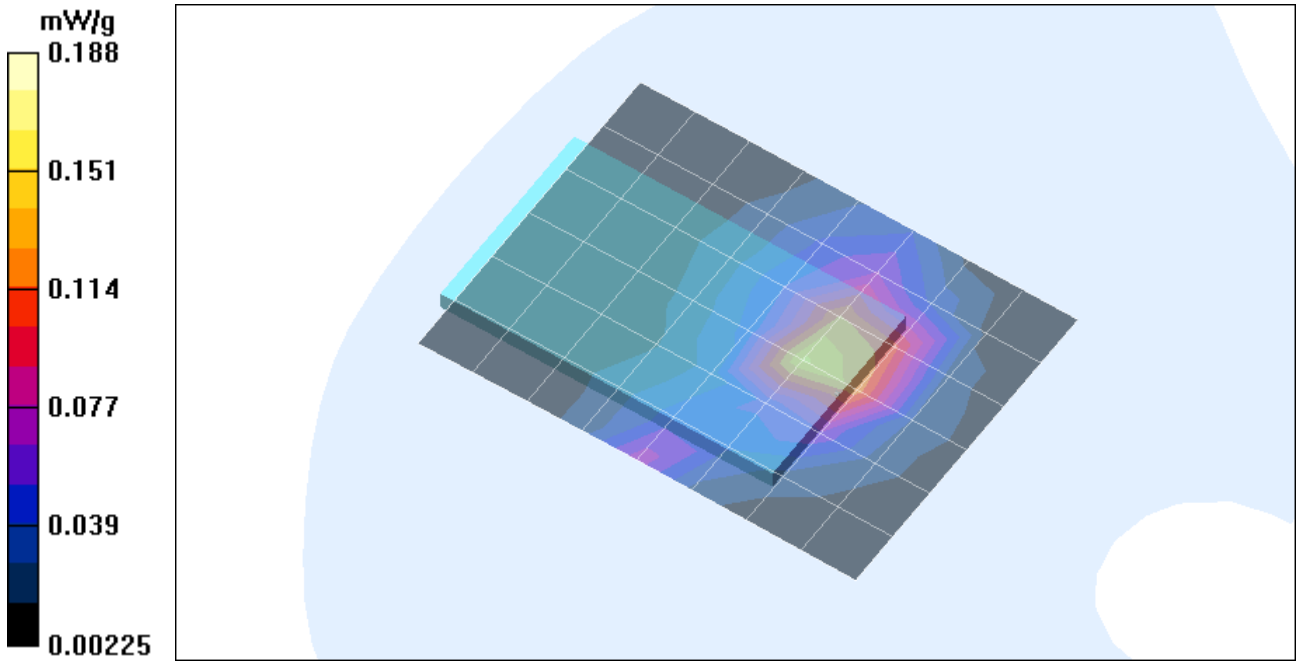

Date/Time: 04/26/04 15:51:23

Test Laboratory: The name of your organization

2_EUT Setup Configuration 2_802.11b

DUT: Sony; Type: PCWA-C800S; Serial: N/A

Ambient temperature = 23.0 deg. C; Liquid temperature = 22.0 deg. C
Communication System: 802.11bg; Frequency: 2437 MHz;Duty Cycle: 1:1
Medium parameters used (interpolated): f = 2437 MHz; σ = 1.95 mho/m; ε_r = 53; ρ = 1000 kg/m^3
Phantom section: Flat Section
Measurement Standard: DASY4 (High Precision Assessment)

DASY4 Configuration:

- Probe: ES3DV2 - SN3021; ConvF(4.1, 4.1, 4.1); Calibrated: 7/29/2003
- Sensor-Surface: 4mm (Mechanical Surface Detection)
- Electronics: DAE3 Sn500; Calibrated: 12/23/2003
- Phantom: SAM 2; Type: SAM 2; Serial: 1050
- Measurement SW: DASY4, V4.2 Build 44; Postprocessing SW: SEMCAD, V1.8 Build 112

Middle; Antenna A/Area Scan (7x9x1): Measurement grid: dx=15mm, dy=15mm
Reference Value = 13.8 V/m; Power Drift = 0.13 dB
Maximum value of SAR (measured) = 0.351 mW/g

Info: Interpolated medium parameters used for SAR evaluation!

Middle; Antenna A/Zoom Scan (5x5x7)/Cube 0: Measurement grid: dx=7.5mm, dy=7.5mm, dz=5mm
Reference Value = 13.8 V/m; Power Drift = 0.13 dB
Maximum value of SAR (measured) = 0.378 mW/g
Peak SAR (extrapolated) = 0.605 W/kg
SAR(1 g) = 0.340 mW/g; SAR(10 g) = 0.171 mW/g

Info: Interpolated medium parameters used for SAR evaluation!

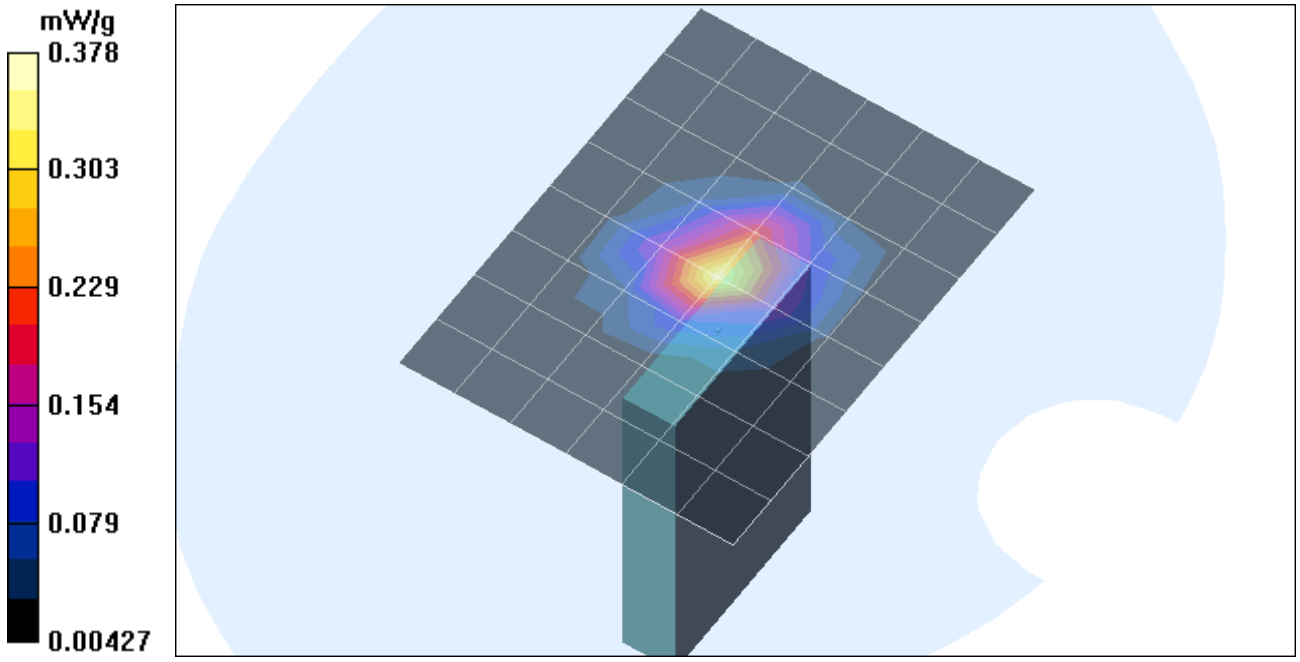

Date/Time: 04/26/04 15:51:23

Test Laboratory: The name of your organization

2_EUT Setup Configuration 2_802.11b

DUT: Sony; Type: PCWA-C800S; Serial: N/A

Ambient temperature = 23.0 deg. C; Liquid temperature = 22.0 deg. C
Communication System: 802.11bg; Frequency: 2437 MHz;Duty Cycle: 1:1
Medium parameters used (interpolated): f = 2437 MHz; σ = 1.95 mho/m; ε_r = 53; ρ = 1000 kg/m^3
Phantom section: Flat Section
Measurement Standard: DASY4 (High Precision Assessment)

DASY4 Configuration:

- Probe: ES3DV2 - SN3021; ConvF(4.1, 4.1, 4.1); Calibrated: 7/29/2003
- Sensor-Surface: 4mm (Mechanical Surface Detection)
- Electronics: DAE3 Sn500; Calibrated: 12/23/2003
- Phantom: SAM 2; Type: SAM 2; Serial: 1050
- Measurement SW: DASY4, V4.2 Build 44; Postprocessing SW: SEMCAD, V1.8 Build 112

Middle; Antenna B/Area Scan (7x9x1): Measurement grid: dx=15mm, dy=15mm
Reference Value = 15 V/m; Power Drift = -0.0 dB
Maximum value of SAR (measured) = 0.410 mW/g

Info: Interpolated medium parameters used for SAR evaluation!

Middle; Antenna B/Zoom Scan (5x5x7)/Cube 0: Measurement grid: dx=7.5mm, dy=7.5mm, dz=5mm
Reference Value = 15 V/m; Power Drift = -0.0 dB
Maximum value of SAR (measured) = 0.412 mW/g
Peak SAR (extrapolated) = 0.656 W/kg
SAR(1 g) = 0.369 mW/g; SAR(10 g) = 0.186 mW/g

Info: Interpolated medium parameters used for SAR evaluation!

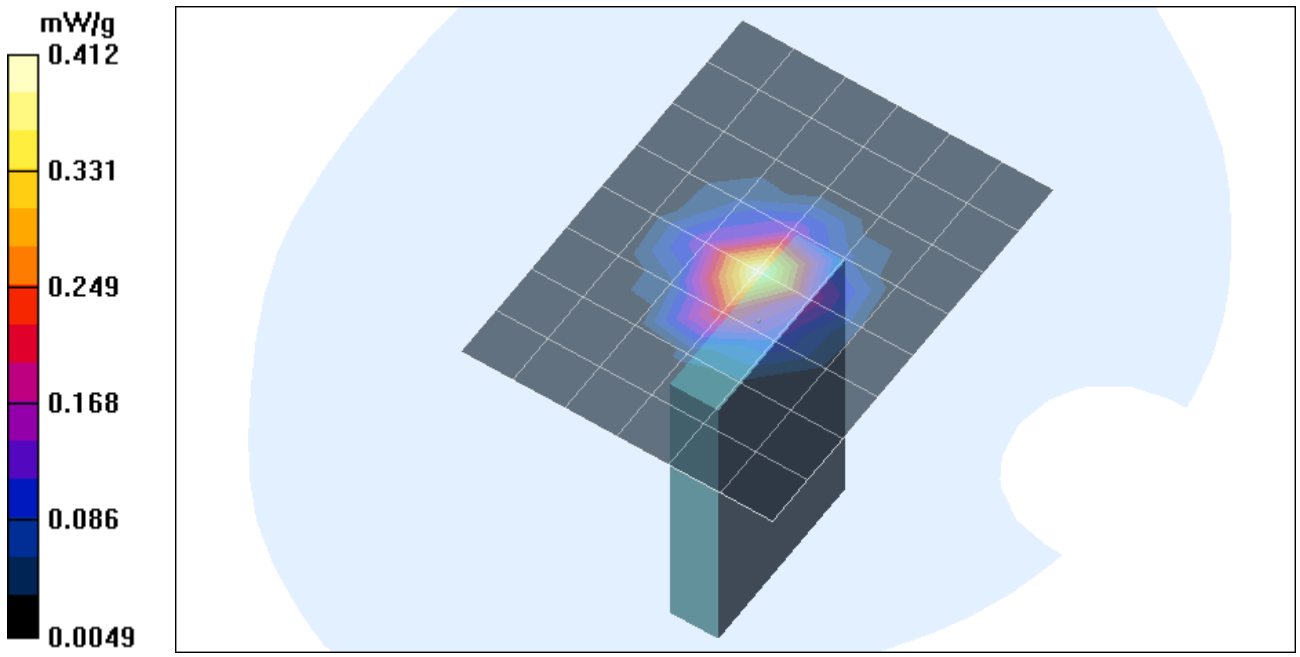

Date/Time: 04/26/04 15:51:23

Test Laboratory: The name of your organization

2_EUT Setup Configuration 2_802.11b

DUT: Sony; Type: PCWA-C800S; Serial: N/A

DASY4 Configuration:

- Probe: ES3DV2 - SN3021; ConvF(4.1, 4.1, 4.1); Calibrated: 7/29/2003
- Sensor-Surface: 0mm (Fix Surface)
- Electronics: DAE3 Sn500; Calibrated: 12/23/2003
- Phantom: SAM 2; Type: SAM 2; Serial: 1050
- Measurement SW: DASY4, V4.2 Build 44; Postprocessing SW: SEMCAD, V1.8 Build 112

Middle; Antenna B/Z Scan (1x1x51): Measurement grid: dx=20mm, dy=20mm, dz=2mm
Reference Value = 15 V/m; Power Drift = -0.0 dB
Maximum value of SAR (measured) = 0.292 mW/g
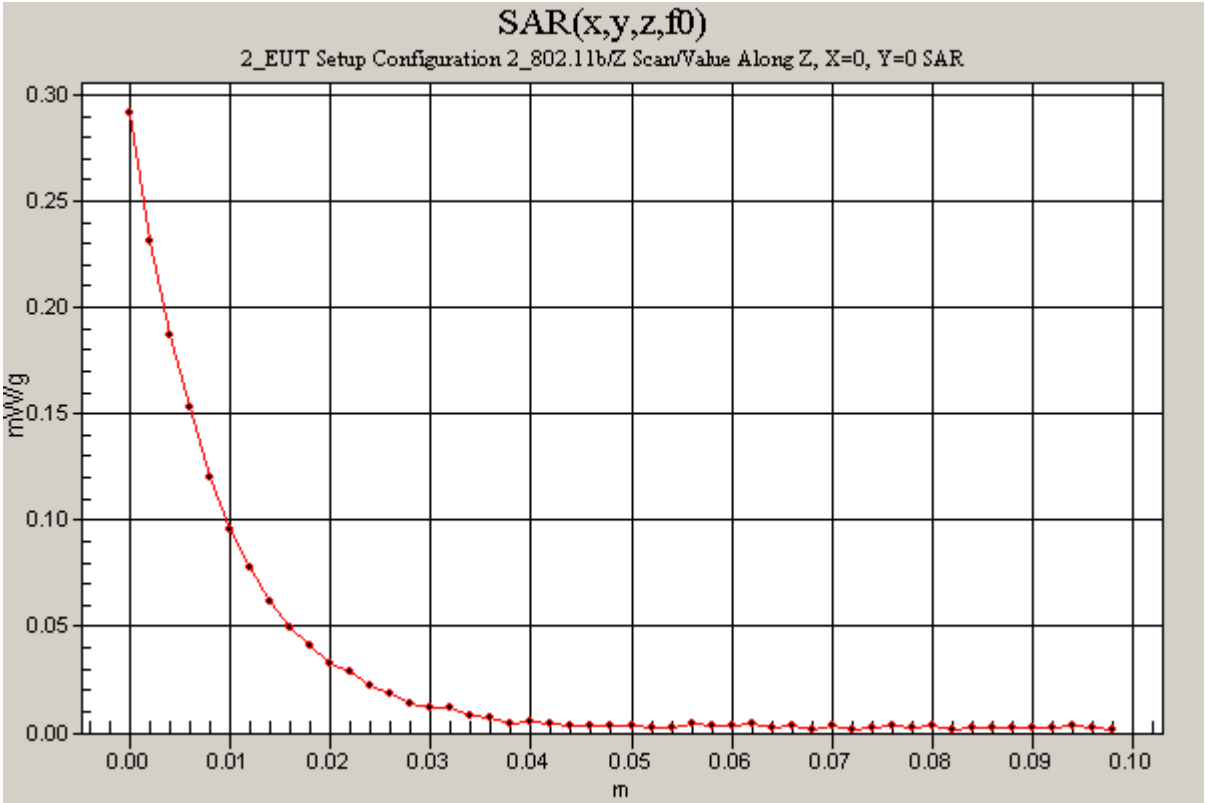
Info: Interpolated medium parameters used for SAR evaluation!