Date/Time: 03/10/04 16:55:20

Test Laboratory: The name of your organization

1_EUT Setup Configuration 1_802.11b

DUT: Sony; Type: PCWA-C800S; Serial: N/A

Ambient temperature = 24.5 deg. C; Liquid temperature = 23.0 deg. C
Communication System: 802.11bg; Frequency: 2437 MHz;Duty Cycle: 1:1
Medium parameters used (interpolated): f = 2437 MHz; σ = 1.98 mho/m; ε_r = 52; ρ = 1000 kg/m^3
Phantom section: Flat Section
Measurement Standard: DASY4 (High Precision Assessment)

DASY4 Configuration:

- Probe: ES3DV2 - SN3021; ConvF(4.1, 4.1, 4.1); Calibrated: 7/29/2003
- Sensor-Surface: 4mm (Mechanical Surface Detection)
- Electronics: DAE3 Sn500; Calibrated: 12/23/2003
- Phantom: SAM 2; Type: SAM 2; Serial: 1050
- Measurement SW: DASY4, V4.2 Build 37; Postprocessing SW: SEMCAD, V1.8 Build 109

Middle; Antenna A/Area Scan (9x7x1): Measurement grid: dx=15mm, dy=15mm
Reference Value = 12.2 V/m; Power Drift = -0.1 dB
Maximum value of SAR (measured) = 0.239 mW/g

Middle; Antenna A/Zoom Scan (5x5x7)/Cube 0: Measurement grid: dx=7.5mm, dy=7.5mm, dz=5mm
Reference Value = 12.2 V/m; Power Drift = -0.1 dB
Maximum value of SAR (measured) = 0.324 mW/g
Peak SAR (extrapolated) = 0.571 W/kg
SAR(1 g) = 0.280 mW/g; SAR(10 g) = 0.136 mW/g

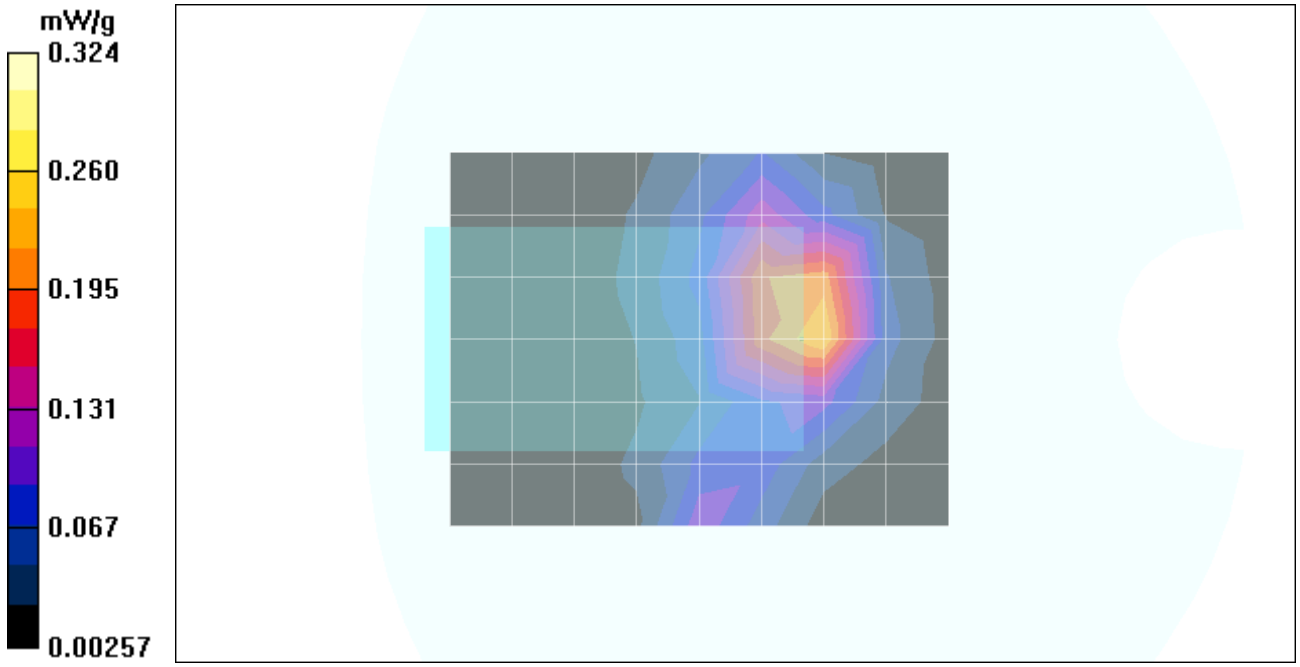

Date/Time: 03/10/04 16:55:20

Test Laboratory: The name of your organization

1_EUT Setup Configuration 1_802.11b

DUT: Sony; Type: PCWA-C800S; Serial: N/A

Ambient temperature = 24.5 deg. C; Liquid temperature = 23.0 deg. C
Communication System: 802.11bg; Frequency: 2412 MHz;Duty Cycle: 1:1
Medium parameters used (interpolated): f = 2412 MHz; σ = 1.96 mho/m; ε_r = 52; ρ = 1000 kg/m^3
Phantom section: Flat Section
Measurement Standard: DASY4 (High Precision Assessment)

DASY4 Configuration:

- Probe: ES3DV2 - SN3021; ConvF(4.1, 4.1, 4.1); Calibrated: 7/29/2003
- Sensor-Surface: 4mm (Mechanical Surface Detection)
- Electronics: DAE3 Sn500; Calibrated: 12/23/2003
- Phantom: SAM 2; Type: SAM 2; Serial: 1050
- Measurement SW: DASY4, V4.2 Build 37; Postprocessing SW: SEMCAD, V1.8 Build 109

Low; Antenna B/Area Scan (9x7x1): Measurement grid: dx=15mm, dy=15mm
Reference Value = 9.68 V/m; Power Drift = 0.0 dB
Maximum value of SAR (measured) = 0.145 mW/g

Low; Antenna B/Zoom Scan (5x5x7)/Cube 0: Measurement grid: dx=7.5mm, dy=7.5mm, dz=5mm
Reference Value = 9.68 V/m; Power Drift = 0.0 dB
Maximum value of SAR (measured) = 0.188 mW/g
Peak SAR (extrapolated) = 0.339 W/kg
SAR(1 g) = 0.163 mW/g; SAR(10 g) = 0.081 mW/g

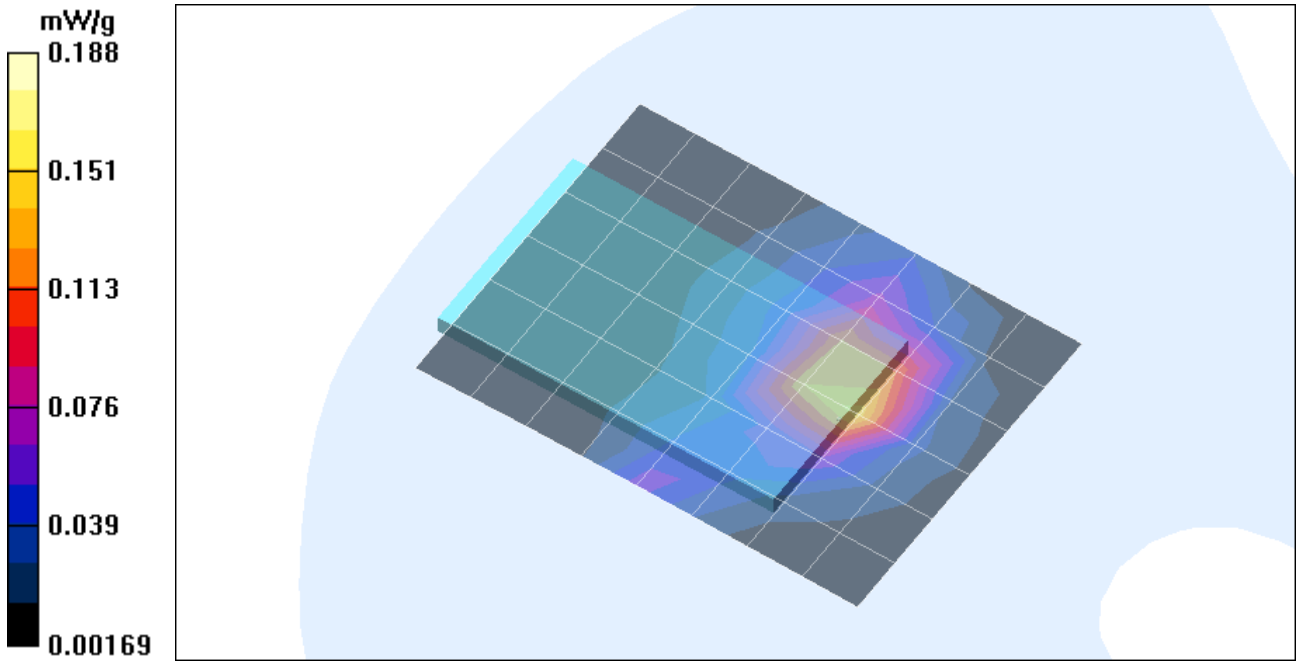

Date/Time: 03/10/04 16:55:20

Test Laboratory: The name of your organization

1_EUT Setup Configuration 1_802.11b

DUT: Sony; Type: PCWA-C800S; Serial: N/A

Ambient temperature = 24.5 deg. C; Liquid temperature = 23.0 deg. C
Communication System: 802.11bg; Frequency: 2437 MHz;Duty Cycle: 1:1
Medium parameters used (interpolated): f = 2437 MHz; σ = 1.98 mho/m; ε_r = 52; ρ = 1000 kg/m^3
Phantom section: Flat Section
Measurement Standard: DASY4 (High Precision Assessment)

DASY4 Configuration:

- Probe: ES3DV2 - SN3021; ConvF(4.1, 4.1, 4.1); Calibrated: 7/29/2003
- Sensor-Surface: 4mm (Mechanical Surface Detection)
- Electronics: DAE3 Sn500; Calibrated: 12/23/2003
- Phantom: SAM 2; Type: SAM 2; Serial: 1050
- Measurement SW: DASY4, V4.2 Build 37; Postprocessing SW: SEMCAD, V1.8 Build 109

Middle; Antenna B/Area Scan (9x7x1): Measurement grid: dx=15mm, dy=15mm
Reference Value = 12.4 V/m; Power Drift = -0.0 dB
Maximum value of SAR (measured) = 0.266 mW/g

Middle; Antenna B/Zoom Scan (5x5x7)/Cube 0: Measurement grid: dx=7.5mm, dy=7.5mm, dz=5mm
Reference Value = 12.4 V/m; Power Drift = -0.0 dB
Maximum value of SAR (measured) = 0.331 mW/g
Peak SAR (extrapolated) = 0.583 W/kg
SAR(1 g) = 0.287 mW/g; SAR(10 g) = 0.139 mW/g

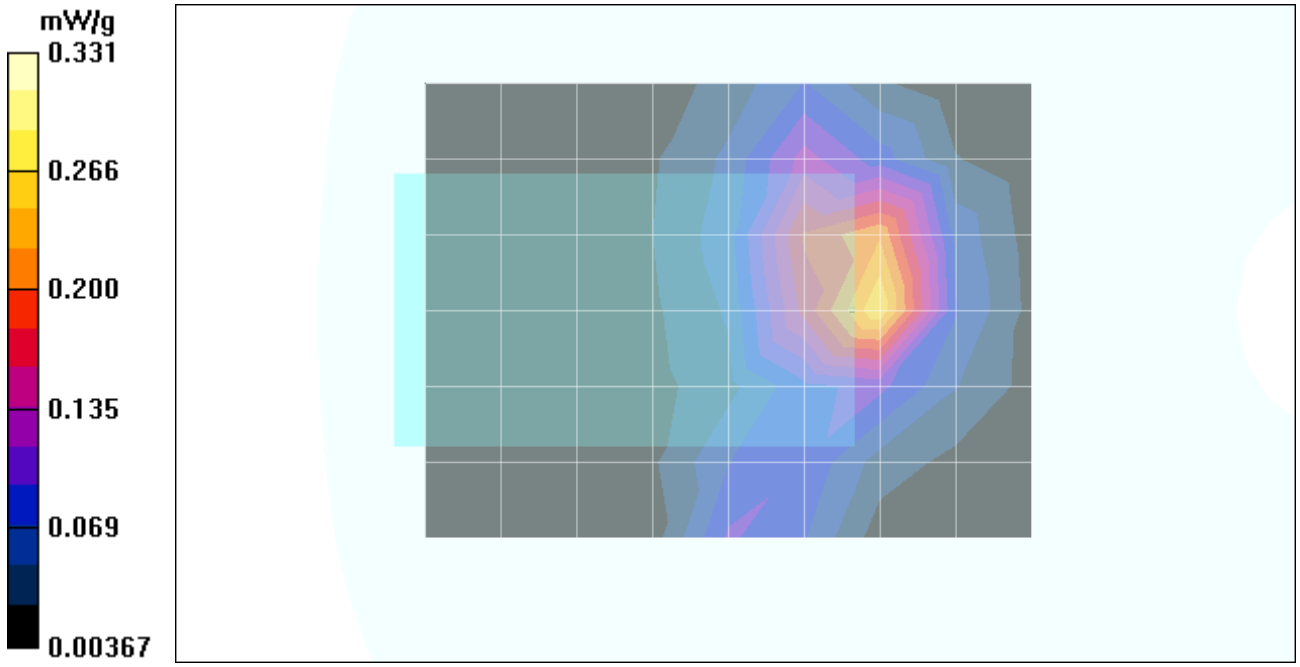

Date/Time: 03/10/04 16:55:20

Test Laboratory: The name of your organization

1_EUT Setup Configuration 1_802.11b

DUT: Sony; Type: PCWA-C800S; Serial: N/A

DASY4 Configuration:

- Probe: ES3DV2 - SN3021; ConvF(4.1, 4.1, 4.1); Calibrated: 7/29/2003
- Sensor-Surface: 0mm (Fix Surface)
- Electronics: DAE3 Sn500; Calibrated: 12/23/2003
- Phantom: SAM 2; Type: SAM 2; Serial: 1050
- Measurement SW: DASY4, V4.2 Build 37; Postprocessing SW: SEMCAD, V1.8 Build 109

Middle; Antenna B/Z Scan (1x1x51): Measurement grid: dx=20mm, dy=20mm, dz=2mm
Reference Value = 12.4 V/m; Power Drift = -0.0 dB
Maximum value of SAR (measured) = 0.347 mW/g

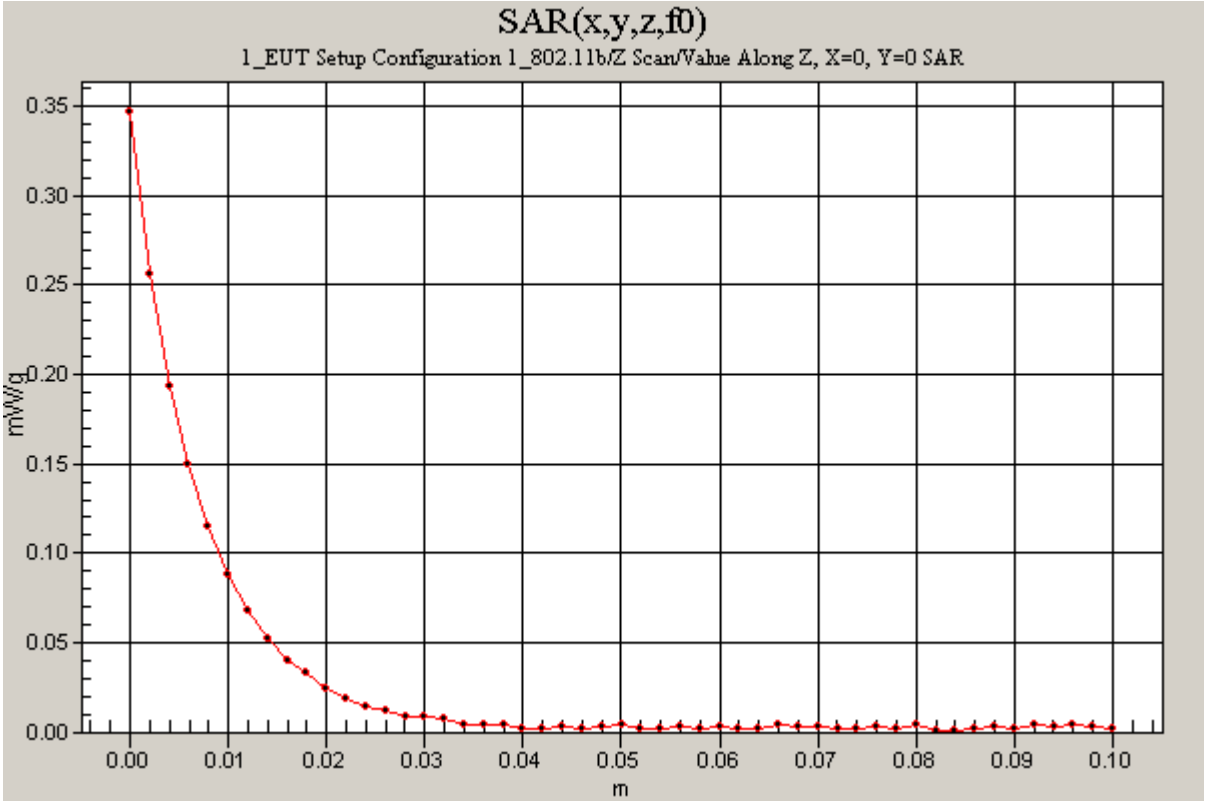

Date/Time: 03/10/04 16:55:20

Test Laboratory: The name of your organization

1_EUT Setup Configuration 1_802.11b

DUT: Sony; Type: PCWA-C800S; Serial: N/A

Ambient temperature = 24.5 deg. C; Liquid temperature = 23.0 deg. C
Communication System: 802.11bg; Frequency: 2462 MHz;Duty Cycle: 1:1
Medium parameters used (interpolated): f = 2462 MHz; σ = 2.03 mho/m; ε_r = 51.8; ρ = 1000 kg/m^3
Phantom section: Flat Section
Measurement Standard: DASY4 (High Precision Assessment)

DASY4 Configuration:

- Probe: ES3DV2 - SN3021; ConvF(4.1, 4.1, 4.1); Calibrated: 7/29/2003
- Sensor-Surface: 4mm (Mechanical Surface Detection)
- Electronics: DAE3 Sn500; Calibrated: 12/23/2003
- Phantom: SAM 2; Type: SAM 2; Serial: 1050
- Measurement SW: DASY4, V4.2 Build 37; Postprocessing SW: SEMCAD, V1.8 Build 109

High; Antenna B/Area Scan (9x7x1): Measurement grid: dx=15mm, dy=15mm
Reference Value = 9.29 V/m; Power Drift = 0.1 dB
Maximum value of SAR (measured) = 0.142 mW/g

High; Antenna B/Zoom Scan (5x5x7)/Cube 0: Measurement grid: dx=7.5mm, dy=7.5mm, dz=5mm
Reference Value = 9.29 V/m; Power Drift = 0.1 dB
Maximum value of SAR (measured) = 0.188 mW/g
Peak SAR (extrapolated) = 0.338 W/kg
SAR(1 g) = 0.163 mW/g; SAR(10 g) = 0.079 mW/g

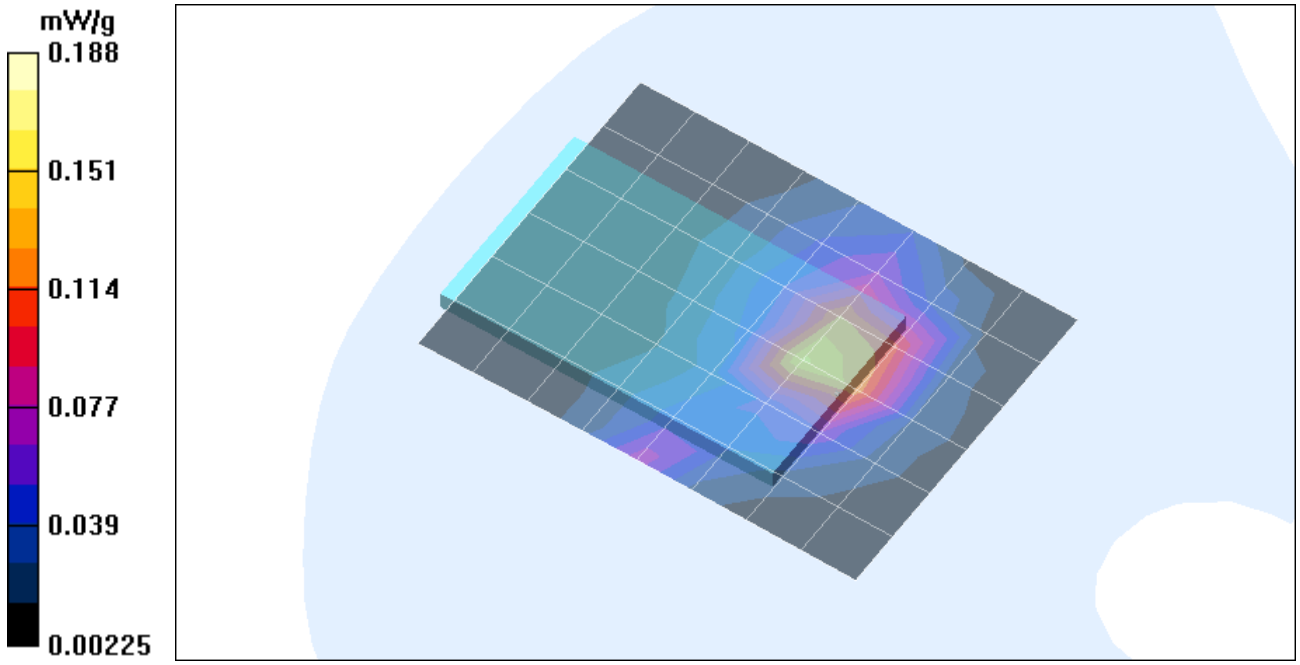

Date/Time: 03/11/04 10:44:35

Test Laboratory: The name of your organization

1-2_EUT Setup Configuration 1_802.11g

DUT: Sony; Type: PCWA-C800S; Serial: N/A

Ambient temperature = 24.5 deg. C; Liquid temperature = 23.0 deg. C
Communication System: 802.11bg; Frequency: 2437 MHz;Duty Cycle: 1:1
Medium parameters used (interpolated): f = 2437 MHz; σ = 1.98 mho/m; ε_r = 52; ρ = 1000 kg/m^3
Phantom section: Flat Section
Measurement Standard: DASY4 (High Precision Assessment)

DASY4 Configuration:

- Probe: ES3DV2 - SN3021; ConvF(4.1, 4.1, 4.1); Calibrated: 7/29/2003
- Sensor-Surface: 4mm (Mechanical Surface Detection)
- Electronics: DAE3 Sn500; Calibrated: 12/23/2003
- Phantom: SAM 2; Type: SAM 2; Serial: 1050
- Measurement SW: DASY4, V4.2 Build 37; Postprocessing SW: SEMCAD, V1.8 Build 109

Middle; Antenna A/Area Scan (9x7x1): Measurement grid: dx=15mm, dy=15mm
Reference Value = 5.52 V/m; Power Drift = -0.1 dB
Maximum value of SAR (measured) = 0.054 mW/g

Middle; Antenna A/Zoom Scan (5x5x7)/Cube 0: Measurement grid: dx=7.5mm, dy=7.5mm, dz=5mm
Reference Value = 5.52 V/m; Power Drift = -0.1 dB
Maximum value of SAR (measured) = 0.063 mW/g
Peak SAR (extrapolated) = 0.124 W/kg
SAR(1 g) = 0.055 mW/g; SAR(10 g) = 0.028 mW/g

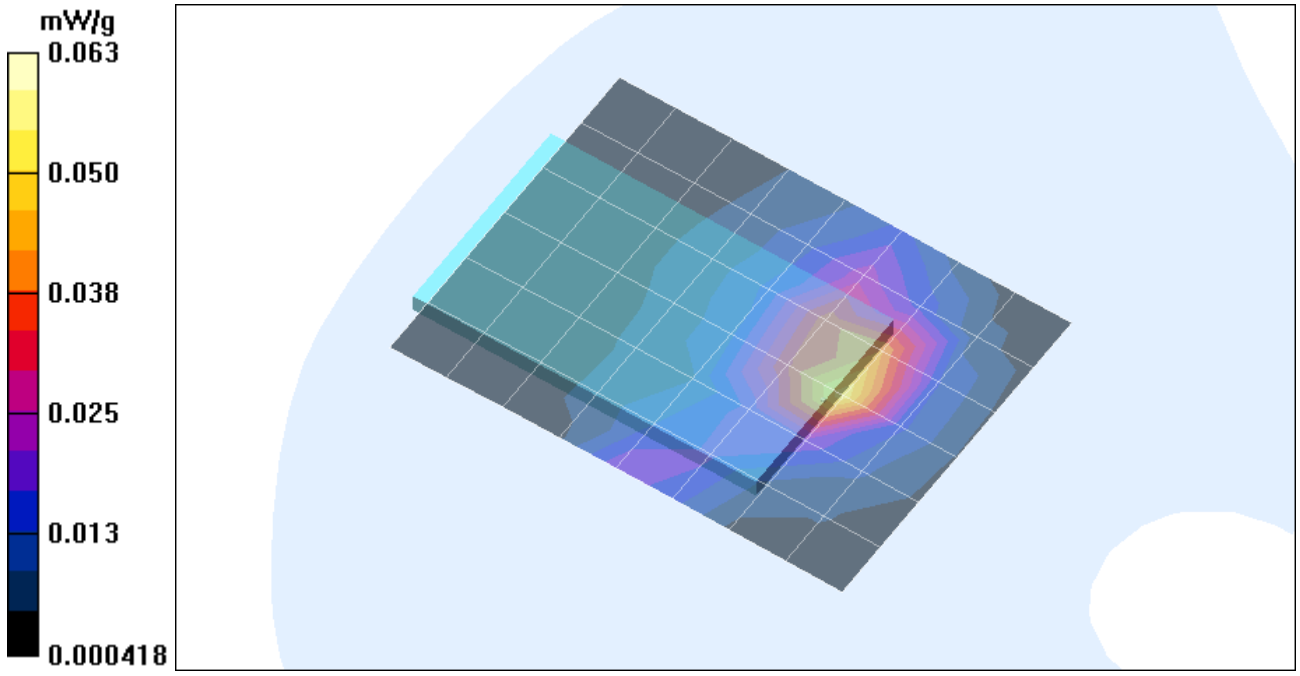

Date/Time: 03/11/04 10:44:35

Test Laboratory: The name of your organization

1-2_EUT Setup Configuration 1_802.11g

DUT: Sony; Type: PCWA-C800S; Serial: N/A

DASY4 Configuration:

- Probe: ES3DV2 - SN3021; ConvF(4.1, 4.1, 4.1); Calibrated: 7/29/2003
- Sensor-Surface: 0mm (Fix Surface)
- Electronics: DAE3 Sn500; Calibrated: 12/23/2003
- Phantom: SAM 2; Type: SAM 2; Serial: 1050
- Measurement SW: DASY4, V4.2 Build 37; Postprocessing SW: SEMCAD, V1.8 Build 109

Middle; Antenna A/Z Scan (1x1x51): Measurement grid: dx=20mm, dy=20mm, dz=2mm
Reference Value = 5.52 V/m; Power Drift = -0.1 dB
Maximum value of SAR (measured) = 0.065 mW/g

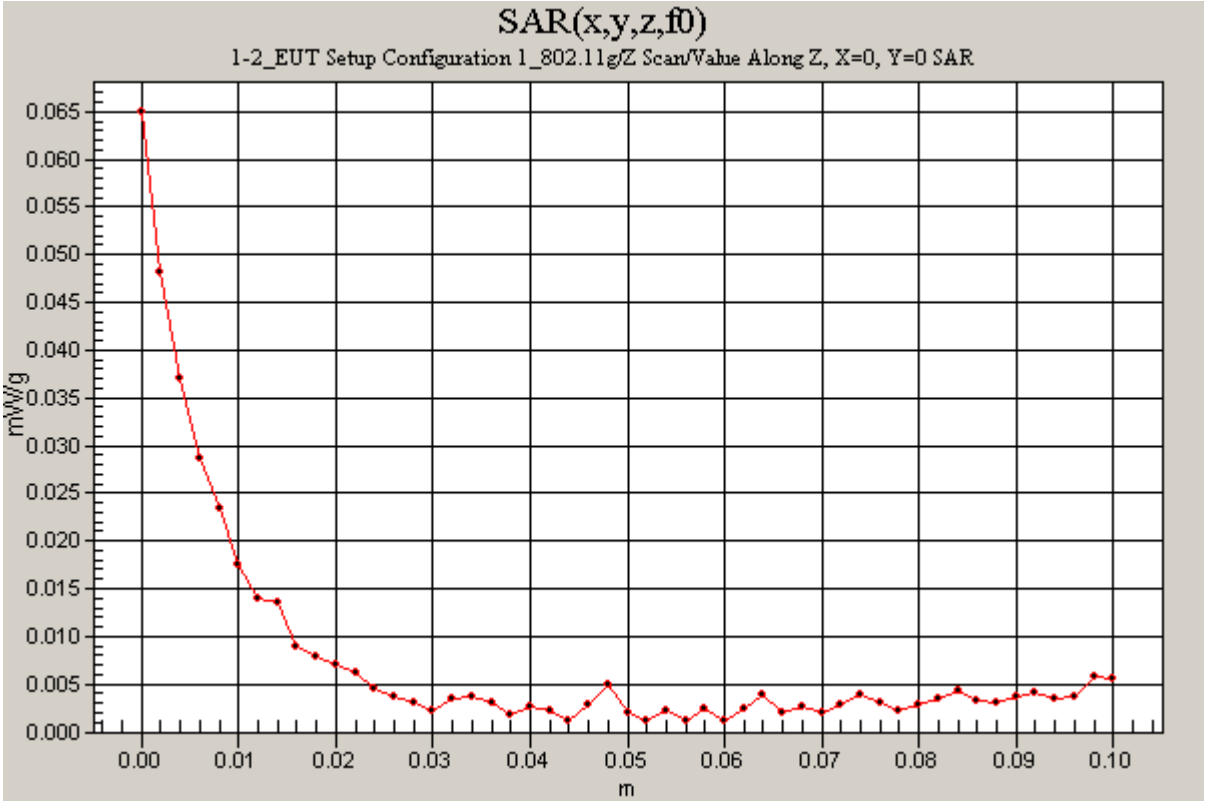

Test Laboratory: The name of your organization

1-2_EUT Setup Configuration 1_802.11g

DUT: Sony; Type: PCWA-C800S; Serial: N/A

Ambient temperature = 24.5 deg. C; Liquid temperature = 23.0 deg. C
Communication System: 802.11bg; Frequency: 2437 MHz;Duty Cycle: 1:1
Medium parameters used (interpolated): f = 2437 MHz; σ = 1.98 mho/m; ε_r = 52; ρ = 1000 kg/m^3
Phantom section: Flat Section
Measurement Standard: DASY4 (High Precision Assessment)

DASY4 Configuration:

- Probe: ES3DV2 - SN3021; ConvF(4.1, 4.1, 4.1); Calibrated: 7/29/2003
- Sensor-Surface: 4mm (Mechanical Surface Detection)
- Electronics: DAE3 Sn500; Calibrated: 12/23/2003
- Phantom: SAM 2; Type: SAM 2; Serial: 1050
- Measurement SW: DASY4, V4.2 Build 37; Postprocessing SW: SEMCAD, V1.8 Build 109

Turbo mode; Middle; Antenna A/Area Scan (9x7x1): Measurement grid: dx=15mm, dy=15mm
Reference Value = 4.14 V/m; Power Drift = 0.1 dB
Maximum value of SAR (measured) = 0.027 mW/g

Turbo mode; Middle; Antenna A/Zoom Scan (5x5x7)/Cube 0: Measurement grid: dx=7.5mm, dy=7.5mm, dz=5mm
Reference Value = 4.14 V/m; Power Drift = 0.1 dB
Maximum value of SAR (measured) = 0.037 mW/g
Peak SAR (extrapolated) = 0.068 W/kg
SAR(1 g) = 0.033 mW/g; SAR(10 g) = 0.017 mW/g

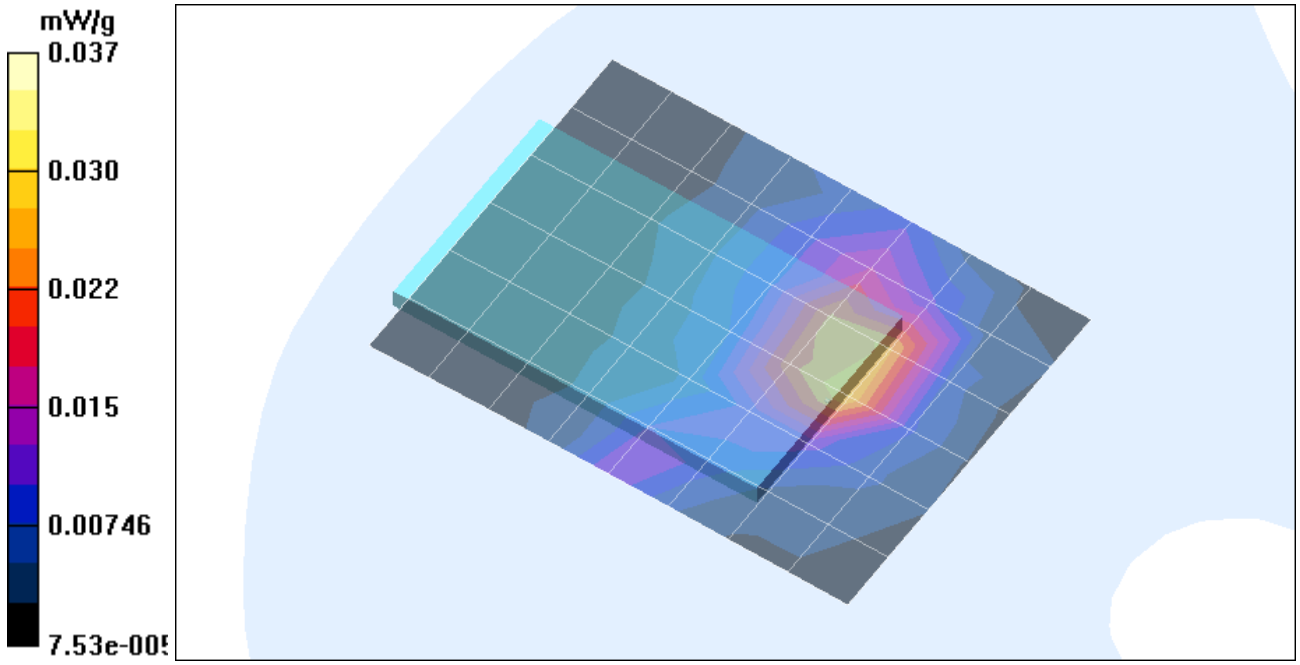

Date/Time: 03/11/04 10:44:35

Test Laboratory: The name of your organization

1-2_EUT Setup Configuration 1_802.11g

DUT: Sony; Type: PCWA-C800S; Serial: N/A

Ambient temperature = 24.5 deg. C; Liquid temperature = 23.0 deg. C
Communication System: 802.11bg; Frequency: 2437 MHz;Duty Cycle: 1:1
Medium parameters used (interpolated): f = 2437 MHz; σ = 1.98 mho/m; ε_r = 52; ρ = 1000 kg/m^3
Phantom section: Flat Section
Measurement Standard: DASY4 (High Precision Assessment)

DASY4 Configuration:

- Probe: ES3DV2 - SN3021; ConvF(4.1, 4.1, 4.1); Calibrated: 7/29/2003
- Sensor-Surface: 4mm (Mechanical Surface Detection)
- Electronics: DAE3 Sn500; Calibrated: 12/23/2003
- Phantom: SAM 2; Type: SAM 2; Serial: 1050
- Measurement SW: DASY4, V4.2 Build 37; Postprocessing SW: SEMCAD, V1.8 Build 109

Middle; Antenna B/Area Scan (9x7x1): Measurement grid: dx=15mm, dy=15mm
Reference Value = 5.48 V/m; Power Drift = 0.16 dB
Maximum value of SAR (measured) = 0.046 mW/g

Middle; Antenna B/Zoom Scan (5x5x7)/Cube 0: Measurement grid: dx=7.5mm, dy=7.5mm, dz=5mm
Reference Value = 5.48 V/m; Power Drift = 0.16 dB
Maximum value of SAR (measured) = 0.061 mW/g
Peak SAR (extrapolated) = 0.097 W/kg
SAR(1 g) = 0.053 mW/g; SAR(10 g) = 0.027 mW/g

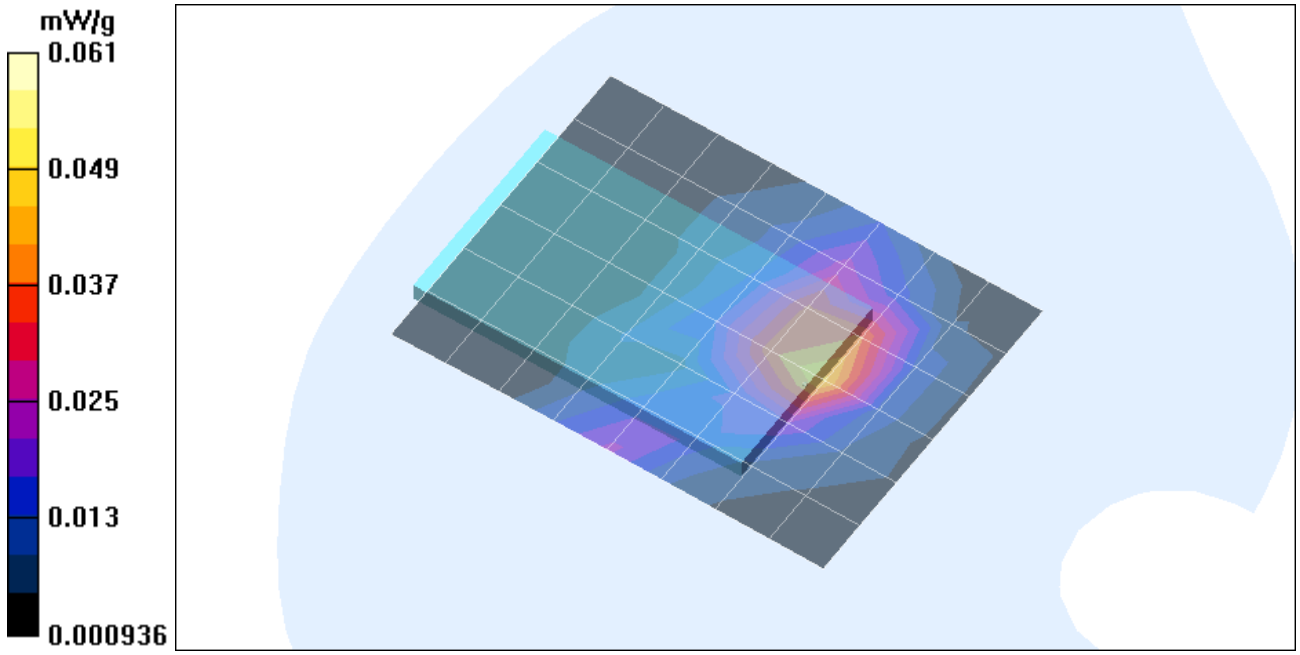

Date/Time: 03/11/04 10:44:35

Test Laboratory: The name of your organization

1-2_EUT Setup Configuration 1_802.11g

DUT: Sony; Type: PCWA-C800S; Serial: N/A

Ambient temperature = 24.5 deg. C; Liquid temperature = 23.0 deg. C
Communication System: 802.11bg; Frequency: 2437 MHz;Duty Cycle: 1:1
Medium parameters used (interpolated): f = 2437 MHz; σ = 1.98 mho/m; ε_r = 52; ρ = 1000 kg/m^3
Phantom section: Flat Section
Measurement Standard: DASY4 (High Precision Assessment)

DASY4 Configuration:

- Probe: ES3DV2 - SN3021; ConvF(4.1, 4.1, 4.1); Calibrated: 7/29/2003
- Sensor-Surface: 4mm (Mechanical Surface Detection)
- Electronics: DAE3 Sn500; Calibrated: 12/23/2003
- Phantom: SAM 2; Type: SAM 2; Serial: 1050
- Measurement SW: DASY4, V4.2 Build 37; Postprocessing SW: SEMCAD, V1.8 Build 109

Turbo mode; Middle; Antenna B/Area Scan (9x7x1): Measurement grid: dx=15mm, dy=15mm
Reference Value = 4.5 V/m; Power Drift = -0.17 dB
Maximum value of SAR (measured) = 0.027 mW/g

Turbo mode; Middle; Antenna B/Zoom Scan (5x5x7)/Cube 0: Measurement grid: dx=7.5mm, dy=7.5mm, dz=5mm
Reference Value = 4.5 V/m; Power Drift = -0.17 dB
Maximum value of SAR (measured) = 0.036 mW/g
Peak SAR (extrapolated) = 0.080 W/kg
SAR(1 g) = 0.033 mW/g; SAR(10 g) = 0.017 mW/g

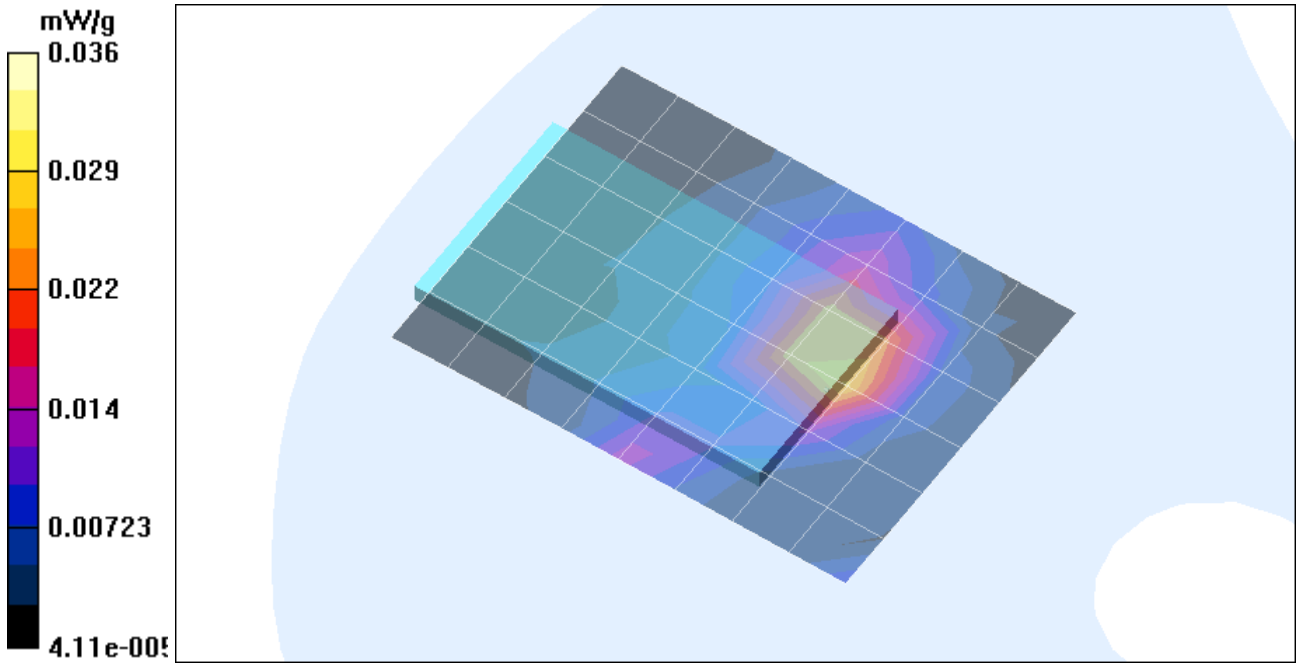

Date/Time: 03/11/04 13:45:05

Test Laboratory: The name of your organization

2_EUT Setup Configuration 2_802.11b

DUT: Sony; Type: PCWA-C800S; Serial: N/A

Ambient temperature = 24.5 deg. C; Liquid temperature = 23.0 deg. C
Communication System: 802.11bg; Frequency: 2437 MHz;Duty Cycle: 1:1
Medium parameters used (interpolated): f = 2437 MHz; σ = 1.98 mho/m; ε_r = 52; ρ = 1000 kg/m^3
Phantom section: Flat Section
Measurement Standard: DASY4 (High Precision Assessment)

DASY4 Configuration:

- Probe: ES3DV2 - SN3021; ConvF(4.1, 4.1, 4.1); Calibrated: 7/29/2003
- Sensor-Surface: 4mm (Mechanical Surface Detection)
- Electronics: DAE3 Sn500; Calibrated: 12/23/2003
- Phantom: SAM 2; Type: SAM 2; Serial: 1050
- Measurement SW: DASY4, V4.2 Build 37; Postprocessing SW: SEMCAD, V1.8 Build 109

Middle; Antenna A/Area Scan (7x11x1): Measurement grid: dx=15mm, dy=15mm
Middle; Antenna A/Zoom Scan (5x5x7)/Cube 0: Measurement grid: dx=7.5mm, dy=7.5mm, dz=5mm
Reference Value = 4.91 V/m; Power Drift = 0.12 dB
Maximum value of SAR (measured) = 0.053 mW/g
Peak SAR (extrapolated) = 0.090 W/kg
SAR(1 g) = 0.050 mW/g; SAR(10 g) = 0.028 mW/g

Middle; Antenna A/Zoom Scan (5x5x7)/Cube 1: Measurement grid: dx=7.5mm, dy=7.5mm, dz=5mm
Reference Value = 4.91 V/m; Power Drift = 0.12 dB
Maximum value of SAR (measured) = 0.048 mW/g
Peak SAR (extrapolated) = 0.072 W/kg
SAR(1 g) = 0.044 mW/g; SAR(10 g) = 0.027 mW/g

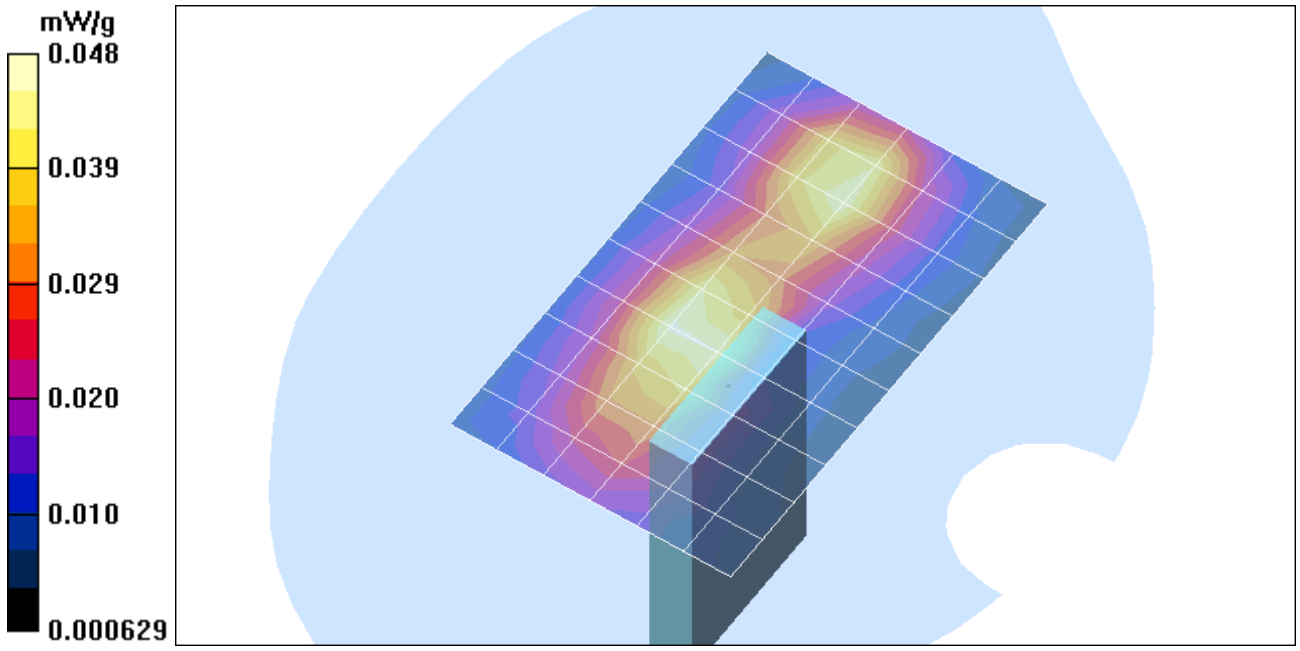

Date/Time: 03/11/04 13:45:05

Test Laboratory: The name of your organization

2_EUT Setup Configuration 2_802.11b

DUT: Sony; Type: PCWA-C800S; Serial: N/A

Ambient temperature = 24.5 deg. C; Liquid temperature = 23.0 deg. C
Communication System: 802.11bg; Frequency: 2437 MHz;Duty Cycle: 1:1
Medium parameters used (interpolated): f = 2437 MHz; σ = 1.98 mho/m; ε_r = 52; ρ = 1000 kg/m^3
Phantom section: Flat Section
Measurement Standard: DASY4 (High Precision Assessment)

DASY4 Configuration:

- Probe: ES3DV2 - SN3021; ConvF(4.1, 4.1, 4.1); Calibrated: 7/29/2003
- Sensor-Surface: 4mm (Mechanical Surface Detection)
- Electronics: DAE3 Sn500; Calibrated: 12/23/2003
- Phantom: SAM 2; Type: SAM 2; Serial: 1050
- Measurement SW: DASY4, V4.2 Build 37; Postprocessing SW: SEMCAD, V1.8 Build 109

Middle; Antenna B/Area Scan (7x11x1): Measurement grid: dx=15mm, dy=15mm
Middle; Antenna B/Zoom Scan (5x5x7)/Cube 0: Measurement grid: dx=7.5mm, dy=7.5mm, dz=5mm
Reference Value = 4.87 V/m; Power Drift = 0.13 dB
Maximum value of SAR (measured) = 0.055 mW/g
Peak SAR (extrapolated) = 0.091 W/kg
SAR(1 g) = 0.050 mW/g; SAR(10 g) = 0.028 mW/g

Middle; Antenna B/Zoom Scan (5x5x7)/Cube 1: Measurement grid: dx=7.5mm, dy=7.5mm, dz=5mm
Reference Value = 4.87 V/m; Power Drift = 0.13 dB
Maximum value of SAR (measured) = 0.049 mW/g
Peak SAR (extrapolated) = 0.076 W/kg
SAR(1 g) = 0.045 mW/g; SAR(10 g) = 0.027 mW/g

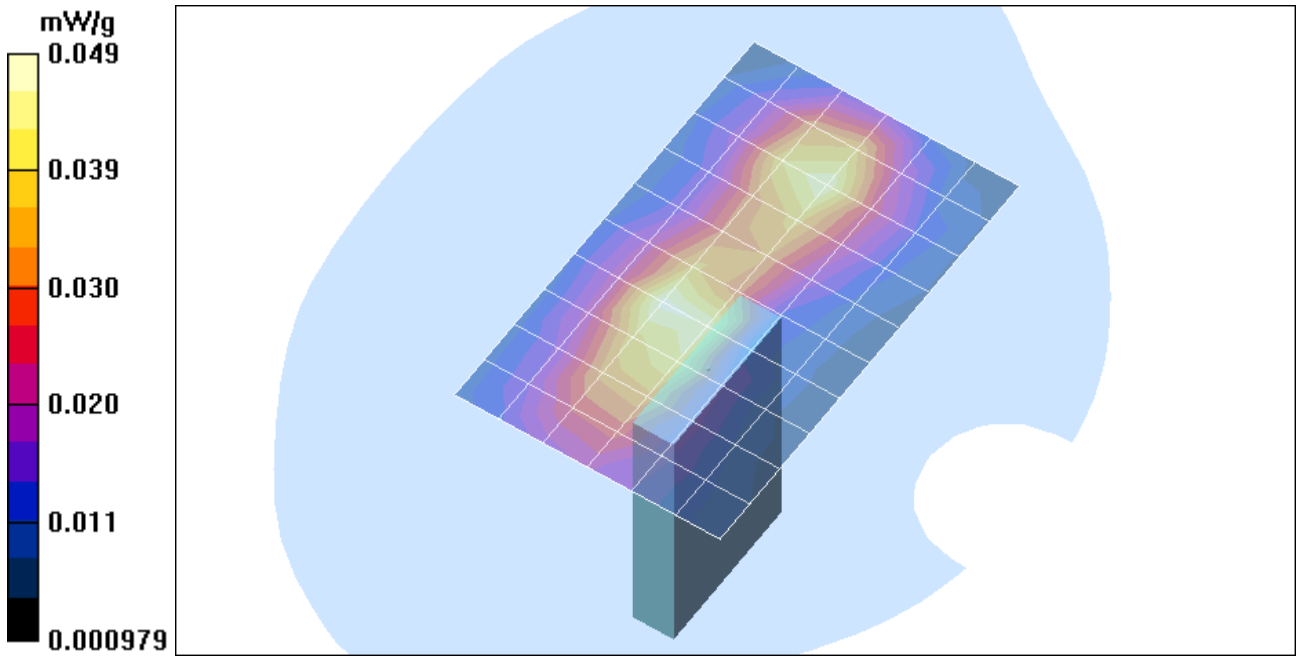

Date/Time: 03/11/04 13:45:05

Test Laboratory: The name of your organization

2_EUT Setup Configuration 2_802.11b

DUT: Sony; Type: PCWA-C800S; Serial: N/A

DASY4 Configuration:

- Probe: ES3DV2 - SN3021; ConvF(4.1, 4.1, 4.1); Calibrated: 7/29/2003
- Sensor-Surface: 0mm (Fix Surface)
- Electronics: DAE3 Sn500; Calibrated: 12/23/2003
- Phantom: SAM 2; Type: SAM 2; Serial: 1050
- Measurement SW: DASY4, V4.2 Build 37; Postprocessing SW: SEMCAD, V1.8 Build 109

Middle; Antenna B/Z Scan (1x1x51): Measurement grid: dx=20mm, dy=20mm, dz=2mm
Reference Value = 4.87 V/m; Power Drift = 0.12 dB
Maximum value of SAR (measured) = 0.044 mW/g

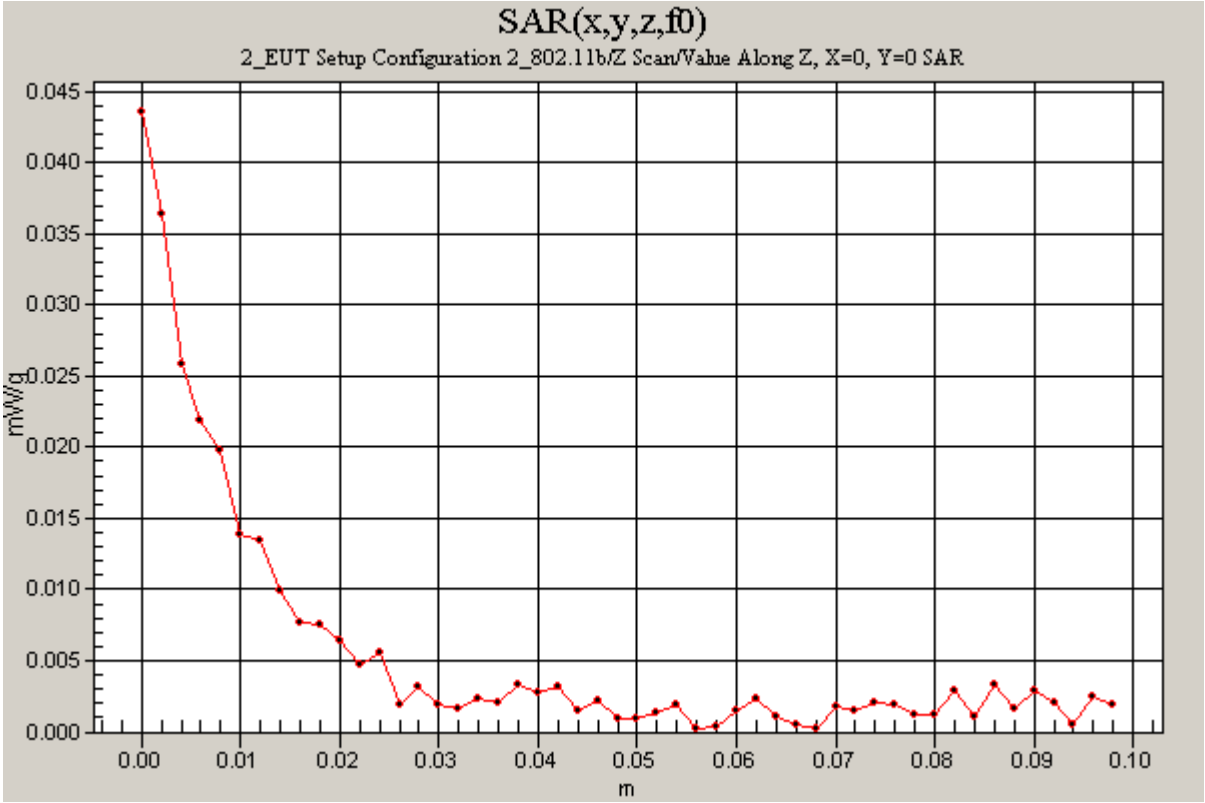

Date/Time: 03/11/04 15:05:46

Test Laboratory: The name of your organization

2-2_EUT Setup Configuration 2_802.11g

DUT: Sony; Type: PCWA-C800S; Serial: N/A

Ambient temperature = 24.5 deg. C; Liquid temperature = 23.0 deg. C
Communication System: 802.11bg; Frequency: 2437 MHz;Duty Cycle: 1:1
Medium parameters used (interpolated): f = 2437 MHz; σ = 1.98 mho/m; ε_r = 52; ρ = 1000 kg/m^3
Phantom section: Flat Section
Measurement Standard: DASY4 (High Precision Assessment)

DASY4 Configuration:

- Probe: ES3DV2 - SN3021; ConvF(4.1, 4.1, 4.1); Calibrated: 7/29/2003
- Sensor-Surface: 4mm (Mechanical Surface Detection)
- Electronics: DAE3 Sn500; Calibrated: 12/23/2003
- Phantom: SAM 2; Type: SAM 2; Serial: 1050
- Measurement SW: DASY4, V4.2 Build 37; Postprocessing SW: SEMCAD, V1.8 Build 109

Middle; Antenna A/Area Scan (7x11x1): Measurement grid: dx=15mm, dy=15mm
Middle; Antenna A/Zoom Scan (5x5x7)/Cube 0: Measurement grid: dx=7.5mm, dy=7.5mm, dz=5mm
Reference Value = 2.11 V/m; Power Drift = 0.17 dB
Maximum value of SAR (measured) = 0.011 mW/g
Peak SAR (extrapolated) = 0.031 W/kg
SAR(1 g) = 0.011 mW/g; SAR(10 g) = 0.00673 mW/g

Middle; Antenna A/Zoom Scan (5x5x7)/Cube 1: Measurement grid: dx=7.5mm, dy=7.5mm, dz=5mm
Reference Value = 2.11 V/m; Power Drift = 0.17 dB
Maximum value of SAR (measured) = 0.011 mW/g
Peak SAR (extrapolated) = 0.019 W/kg
SAR(1 g) = 0.010 mW/g; SAR(10 g) = 0.00669 mW/g

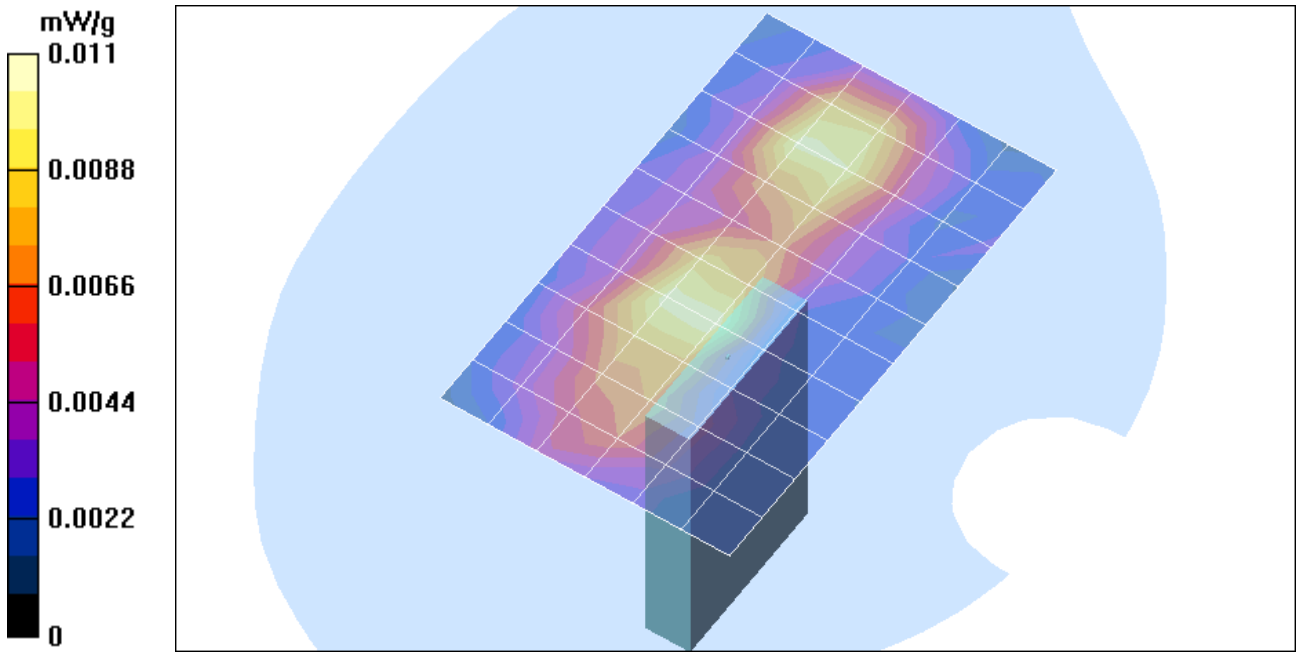

Date/Time: 03/11/04 15:05:46

Test Laboratory: The name of your organization

2-2_EUT Setup Configuration 2_802.11g

DUT: Sony; Type: PCWA-C800S; Serial: N/A

DASY4 Configuration:

- Probe: ES3DV2 - SN3021; ConvF(4.1, 4.1, 4.1); Calibrated: 7/29/2003
- Sensor-Surface: 0mm (Fix Surface)
- Electronics: DAE3 Sn500; Calibrated: 12/23/2003
- Phantom: SAM 2; Type: SAM 2; Serial: 1050
- Measurement SW: DASY4, V4.2 Build 37; Postprocessing SW: SEMCAD, V1.8 Build 109

Middle; Antenna A/Z Scan (1x1x51): Measurement grid: dx=20mm, dy=20mm, dz=2mm
Reference Value = 2.11 V/m; Power Drift = 0.16 dB
Maximum value of SAR (measured) = 0.00964 mW/g

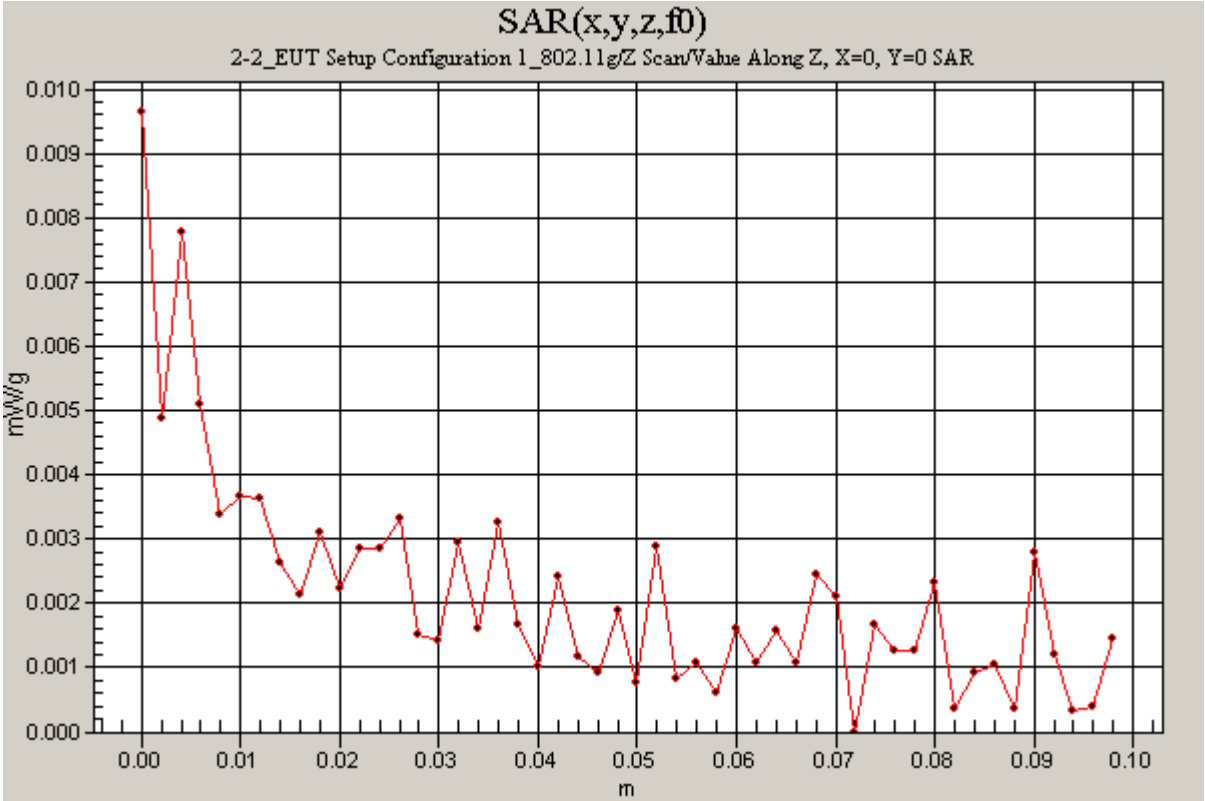

Test Laboratory: The name of your organization

2-2_EUT Setup Configuration 2_802.11g

DUT: Sony; Type: PCWA-C800S; Serial: N/A

Ambient temperature = 24.5 deg. C; Liquid temperature = 23.0 deg. C
Communication System: 802.11bg; Frequency: 2437 MHz;Duty Cycle: 1:1
Medium parameters used (interpolated): f = 2437 MHz; σ = 1.98 mho/m; ε_r = 52; ρ = 1000 kg/m^3
Phantom section: Flat Section
Measurement Standard: DASY4 (High Precision Assessment)

DASY4 Configuration:

- Probe: ES3DV2 - SN3021; ConvF(4.1, 4.1, 4.1); Calibrated: 7/29/2003
- Sensor-Surface: 4mm (Mechanical Surface Detection)
- Electronics: DAE3 Sn500; Calibrated: 12/23/2003
- Phantom: SAM 2; Type: SAM 2; Serial: 1050
- Measurement SW: DASY4, V4.2 Build 37; Postprocessing SW: SEMCAD, V1.8 Build 109

Turbo mode: Middle; Antenna A/Area Scan (7x11x1): Measurement grid: dx=15mm, dy=15mm
Turbo mode: Middle; Antenna A/Zoom Scan (5x5x7)/Cube 0: Measurement grid: dx=7.5mm, dy=7.5mm, dz=5mm
Reference Value = 1.78 V/m; Power Drift = 0.1 dB
Maximum value of SAR (measured) = 0.00767 mW/g
Peak SAR (extrapolated) = 0.014 W/kg
SAR(1 g) = 0.00669 mW/g; SAR(10 g) = 0.00467 mW/g

Turbo mode: Middle; Antenna A/Zoom Scan (5x5x7)/Cube 1: Measurement grid: dx=7.5mm, dy=7.5mm, dz=5mm
Reference Value = 1.78 V/m; Power Drift = 0.1 dB
Maximum value of SAR (measured) = 0.00698 mW/g
Peak SAR (extrapolated) = 0.011 W/kg
SAR(1 g) = 0.0063 mW/g; SAR(10 g) = 0.00399 mW/g

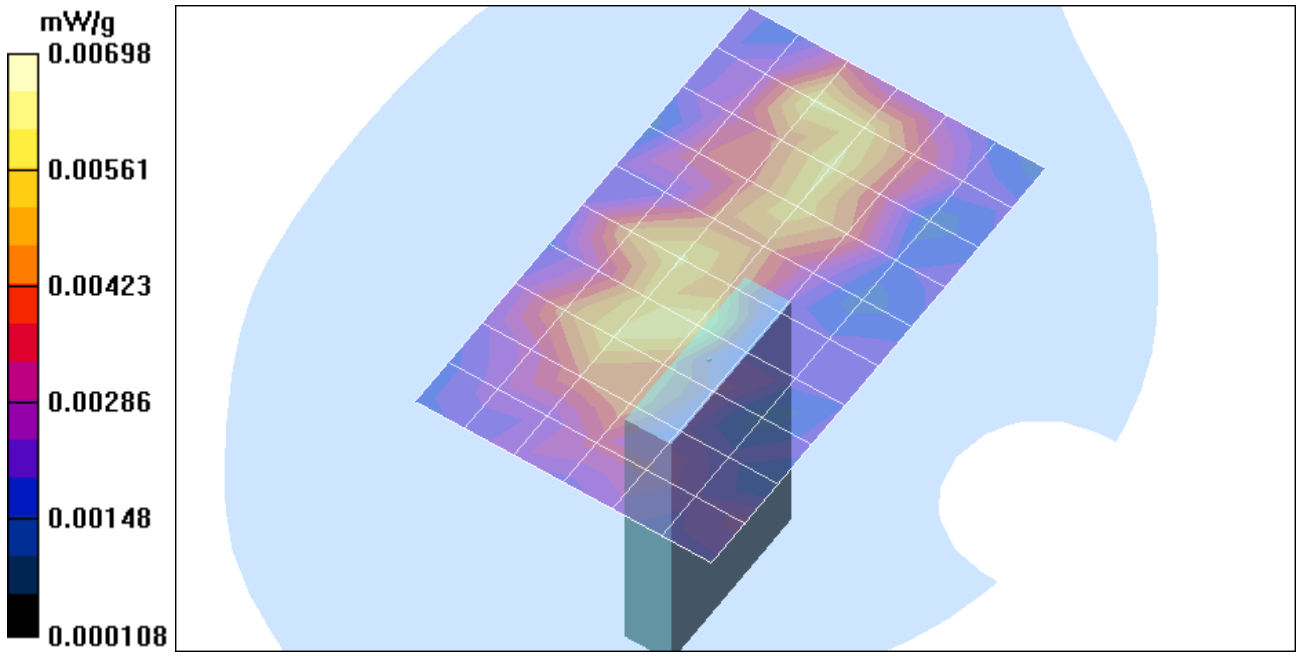

Date/Time: 03/11/04 15:05:46

Test Laboratory: The name of your organization

2-2_EUT Setup Configuration 2_802.11g

DUT: Sony; Type: PCWA-C800S; Serial: N/A

Ambient temperature = 24.5 deg. C; Liquid temperature = 23.0 deg. C
Communication System: 802.11bg; Frequency: 2437 MHz;Duty Cycle: 1:1
Medium parameters used (interpolated): f = 2437 MHz; σ = 1.98 mho/m; ε_r = 52; ρ = 1000 kg/m^3
Phantom section: Flat Section
Measurement Standard: DASY4 (High Precision Assessment)

DASY4 Configuration:

- Probe: ES3DV2 - SN3021; ConvF(4.1, 4.1, 4.1); Calibrated: 7/29/2003
- Sensor-Surface: 4mm (Mechanical Surface Detection)
- Electronics: DAE3 Sn500; Calibrated: 12/23/2003
- Phantom: SAM 2; Type: SAM 2; Serial: 1050
- Measurement SW: DASY4, V4.2 Build 37; Postprocessing SW: SEMCAD, V1.8 Build 109

Middle; Antenna B/Area Scan (7x11x1): Measurement grid: dx=15mm, dy=15mm
Middle; Antenna B/Zoom Scan (5x5x7)/Cube 0: Measurement grid: dx=7.5mm, dy=7.5mm, dz=5mm
Reference Value = 2.25 V/m; Power Drift = 0.16 dB
Maximum value of SAR (measured) = 0.011 mW/g
Peak SAR (extrapolated) = 0.023 W/kg
SAR(1 g) = 0.010 mW/g; SAR(10 g) = 0.0066 mW/g

Middle; Antenna B/Zoom Scan (5x5x7)/Cube 1: Measurement grid: dx=7.5mm, dy=7.5mm, dz=5mm
Reference Value = 2.25 V/m; Power Drift = 0.16 dB
Maximum value of SAR (measured) = 0.010 mW/g
Peak SAR (extrapolated) = 0.018 W/kg
SAR(1 g) = 0.00953 mW/g; SAR(10 g) = 0.00624 mW/g

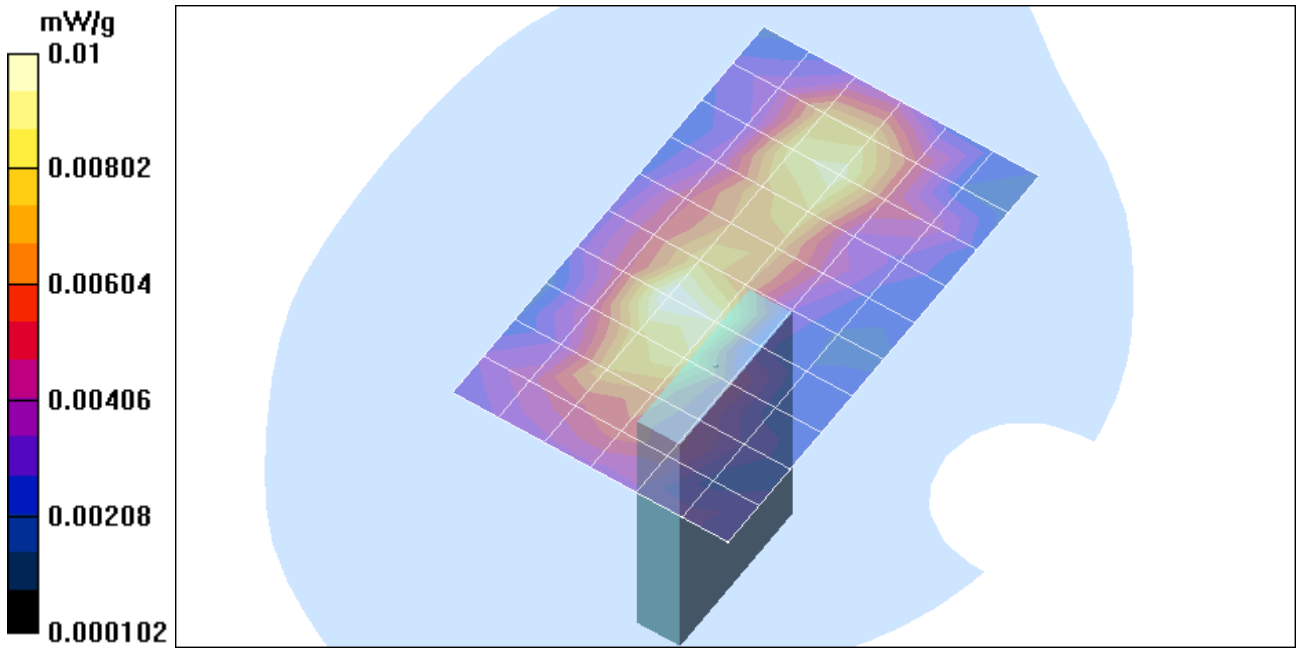

Test Laboratory: The name of your organization

2-2_EUT Setup Configuration 2_802.11g

DUT: Sony; Type: PCWA-C800S; Serial: N/A

Ambient temperature = 24.5 deg. C; Liquid temperature = 23.0 deg. C
Communication System: 802.11bg; Frequency: 2437 MHz;Duty Cycle: 1:1
Medium parameters used (interpolated): f = 2437 MHz; σ = 1.98 mho/m; ε_r = 52; ρ = 1000 kg/m^3
Phantom section: Flat Section
Measurement Standard: DASY4 (High Precision Assessment)

DASY4 Configuration:

- Probe: ES3DV2 - SN3021; ConvF(4.1, 4.1, 4.1); Calibrated: 7/29/2003
- Sensor-Surface: 4mm (Mechanical Surface Detection)
- Electronics: DAE3 Sn500; Calibrated: 12/23/2003
- Phantom: SAM 2; Type: SAM 2; Serial: 1050
- Measurement SW: DASY4, V4.2 Build 37; Postprocessing SW: SEMCAD, V1.8 Build 109

Turbo mode: Middle; Antenna B/Area Scan (7x11x1): Measurement grid: dx=15mm, dy=15mm
Turbo mode: Middle; Antenna B/Zoom Scan (5x5x7)/Cube 0: Measurement grid: dx=7.5mm, dy=7.5mm, dz=5mm
Reference Value = 1.68 V/m; Power Drift = 0.1 dB
Maximum value of SAR (measured) = 0.00917 mW/g
Peak SAR (extrapolated) = 0.017 W/kg
SAR(1 g) = 0.00705 mW/g; SAR(10 g) = 0.00483 mW/g
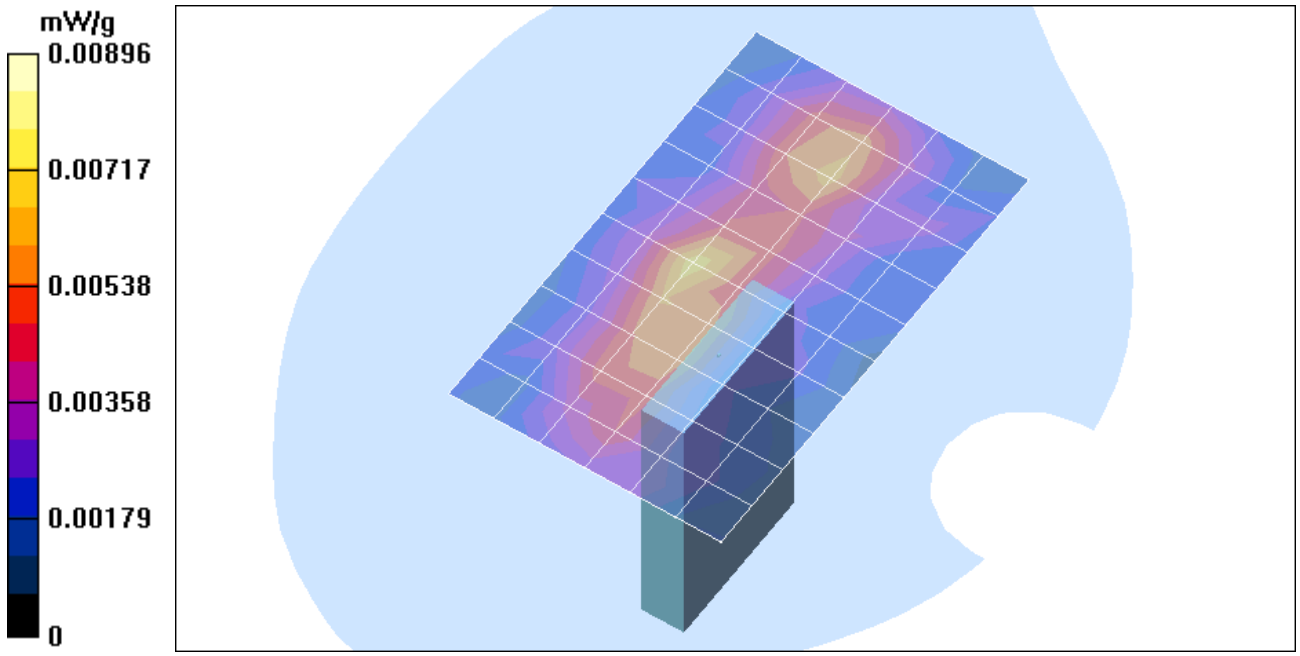
Turbo mode: Middle; Antenna B/Zoom Scan (5x5x7)/Cube 1: Measurement grid: dx=7.5mm, dy=7.5mm, dz=5mm
Reference Value = 1.68 V/m; Power Drift = 0.1 dB
Maximum value of SAR (measured) = 0.00896 mW/g
Peak SAR (extrapolated) = 0.054 W/kg
SAR(1 g) = 0.00704 mW/g; SAR(10 g) = 0.00502 mW/g