RADIO TEST REPORT

CONFIDENTIAL

Project No.	:	JB-Z0035-C
Client	:	Sony Corporation
Address	:	1-7-1 Konan, Minato-ku Tokyo 108-0075, Japan
Type of Equipment	:	SmartEyeglass (for WLAN part)
Model No.	:	SED-E1
Serial No.	:	K300136, K300137
FCC ID	:	AK8SEDE1
Regulation Applied	:	47 CFR Part 15 Subpart C
Final Judgment	:	**Passed**
Sample Receipt	:	December 15, 2014
Testing	:	December 22, 2014 - December 24, 2014
Reported	:	February 02, 2015

Reported by :

T. Oho

Takanori Oho
Test Engineer
EMC/ RF Test Laboratory Main Lab.
Design Technology Division
Sony EMCS Corporation

Approved Signatory :

T. Kurihara

Teruki Kurihara
Technical Manager
EMC/ RF Test Laboratory Main Lab.
Design Technology Division
Sony EMCS Corporation

Notice

* *These test results relate only to the items (combination equipment, test configuration, operation condition etc.) tested.*
* *This report shall not be reproduced except in full, without written approval of the laboratory.*
* *This report must not be used by the client to claim product endorsement by A2LA or any agency of the U.S. Government.*
* *All test results are traceable to the national and / or international standards.*

The testing in which "Non-accreditation" is displayed is outside the accreditation scopes in Sony EMCS EMC/ RF Test Laboratory.

ACCREDITED

TESTING CERT #3203.01

TABLE OF CONTENTS

1. General Information 3
   1.1. Description of Equipment Under Test (EUT) 3
   1.2. Summary of Test Result 3
   1.3. Tested Methodology 4
   1.4. Measurement Procedures 4
   1.5. Test Facility 7
   1.6. Uncertainty 7
2. System Test Configuration 8
   2.1. Validation 8
   2.2. Test Operating Conditions 8
   2.3. Special Accessories 8
   2.4. EUT Modifications 8
   2.5. Configuration of Tested System 9
3. Test Data 10
   3.1. AC Power-line Conducted Emissions 10
   3.2. 6dB Bandwidth 11
   3.3. Maximum Peak Conducted Output Power 13
   3.4. Power Density 14
   3.5. Radiated Spurious Emissions 16
   3.6. Conducted Spurious Emissions for Band Edge 88
4. Method of Calculation 89
5. List of Test Equipment 91
   5.1. AC Power-line Conducted Emissions 91
   5.2. Antenna-port Conducted Measurements 91
   5.3. Radiated Spurious Emissions 91
6. Photographs of test setup 92
   6.1. AC Power-line Conducted Emissions Measurement Photo(s) 92
   6.2. Antenna-port Conducted Measurements Photo(s) 92
   6.3. Radiated Spurious Emissions Measurement Photo(s) 93

Note

☒-indicates that be listed condition, standard or equipment is applicable for this report.

☐-indicates that be listed condition, standard or equipment is not applicable for this report.

1. General Information

1.1. Description of Equipment Under Test (EUT)

General specification

Test Sample Condition : ☐ Prototype ☒ Pre-production ☐ Mass-production
Type of Equipment : SmartEyeglass
Trade Name : SONY
Model No. : SED-E1
Serial No. : K300136, K300137
Power Rating : DC 3.6V (The EUT was supplied with the power from built-in battery)
DC 5V / 1A (Built-in battery was charged through USB input port)
Clock Frequency in used : 810 MHz (*Highest Frequency)

Radio specification

Function of the Equipment : Transceiver
Operating Frequency : 2412 - 2462MHz (EUT doesn't operate in 2467 - 2472MHz for passive scanning)
Modulation Type:

IEEE Standard	Type of modulation		Channel spacing	Bandwidth
IEEE802.11b	DSSS	(DBPSK, DQPSK, CCK)	5MHz	20MHz
IEEE802.11g	OFDM	(BPSK, QPSK, 16QAM, 64QAM)	5MHz	20MHz
IEEE802.11n	OFDM	(BPSK, QPSK, 16QAM, 64QAM)	5MHz	20MHz

Antenna Type : Chip Antenna
Antenna connector Type : None
Antenna Gain : +2.5 dBi
Operating Temperature : +5 to +35 deg.C

1.2. Summary of Test Result

Test Item	Worst Margin	Measurement Detector	Test Frequency band	Results
AC Power-line Conducted Emissions	15.9 dB (QP) 0.199 MHz L1	Average, Quasi-peak	150 kHz - 30 MHz	Complied
6dB Bandwidth	Refer to the test data	Peak	Carrier	Complied
Maximum Peak Conducted Output Power	6.43 dB	Peak	Carrier	Complied
Power Density	1.76 dB	Peak	Carrier	Complied
Radiated Spurious Emissions	5.7 dB (AV) 2389.75 MHz Horizontal	Below 1GHz: QP or Average Above 1GHz: Peak, Average	9 kHz - 25 GHz (excluding carrier and band edge)	Complied
Conducted Spurious Emissions for Band Edge *1	11.75 dB 2399.96 MHz	Peak	Carrier band edge	Complied

*1: Conducted Spurious Emission was tested for the only frequencies in the non-restricted carrier band edges, since the spurious emissions in other non-restricted band were complied with Radiated Spurious Emission measurement.

Other requirements

Part 15.31(e) Supply voltage requirement
: Complied (The EUT was tested with a new battery)
Part 15.203 / 212 Antenna requirement
: Complied (The EUT has an internal antenna which cannot be replaced by users)

1.3. Tested Methodology

Test Standard : 47 CFR Part15 Subpart C Section 15.207 / 15.247
Test Method : ANSI C63.4 - 2009
KDB 558074 D01 DTS Meas. Guidance v03r02

Test Distance for Radiated Spurious Emissions : ☒ 3 m ☐ 10m (9kHz - 30 MHz)
☒ 3 m ☐ 10m (30 - 1000 MHz)
☒ 3 m ☐ 10m (1 - 25 GHz)

1.4. Measurement Procedures

We performed the measurements in accordance with NV3-06, available upon the request.
☒ No deviation
☐ Deviation from the above procedure

The summary of the above procedure is mentioned below

AC Power-line Conducted Emissions

1. The non-conductive table (EUT table) made of (☒ FRP, ☐ wood, ☐ other non-conductive material) was placed 0.4 m from its rear to the vertical reference ground plane.

2. The dimensions of the EUT table were 0.8 m height, 2.0m width and 1.0 m depth.

3. The EUT was placed on the center of tabletop and its rear was flush with the rear of the table, connected through a LISN to the input power mains.

4. The LISN was placed in 80 cm from the nearest part of the EUT chassis.

5. The excess length of the AC cable between the EUT and the LISN receptacle, or an adaptor or extension cable connected to and measured with LISN, was folded back and forth at the center of the lead to form a bundle not exceeding 40 cm in length.

6. The connection of the all other equipment to the second LISN was performed. The second LISN was terminated with a 50-ohm terminator.

7. Interconnecting cables that hang closer than 40 cm to the horizontal reference ground plane was folded back and forth forming a bundle 30 to 40 cm long, hanging approximately in the middle between the horizontal reference ground plane and the tabletop.

8. Find the worst mode and arrangement of the EUT according to the follows;
   - Connecting all peripherals and change the position of peripherals and cables.
   - Changing the all test operation modes of the EUT.
   - On every condition, exploring the highest emissions with the spectrum analyzer. (150kHz - 30MHz, peak detector, RBW: 10 kHz)

9. On the worst condition of the EUT found in above, choose the 6 highest emissions on the spectrum data. The final measurements carried out on these emissions with EMI test receiver. (quasi-peak and average detector, RBW: 9 kHz)

6dB Bandwidth

1. Antenna-port of the EUT was connected to the spectrum analyzer.

2. On every test operating mode of the EUT, the 6dB Bandwidth was measured with spectrum analyzer.
   Detector type : Peak
   RBW : 100kHz

Maximum Peak Conducted Output Power

1. Antenna-port of the EUT was connected to the peak power meter and sensor.

2. On every test operating mode of the EUT, the Maximum Peak Conducted Output Power was measured with peak power meter and sensor.
   Detector type : Peak (and Average for SAR measurement)
   VBW : 30MHz

Power Density

1. Antenna-port of the EUT was connected to the spectrum analyzer.

2. On every test operating mode of the EUT, the Power Density was measured with a spectrum analyzer.
   Detector type : Peak
   RBW : 100kHz

3. In case of the result exceeded the limit, the measurement is carried out additionally with follows;
   Detector type : Peak
   RBW : 3kHz

Radiated Spurious Emissions

1. The non-conductive table (EUT table) made of (☐ FRP, ☒ Styrene Foam, ☐ other non-conductive material) was placed in the center of the turntable.

2. The dimensions of the EUT table were 0.8 m height, 2.0 m width and 1.0 m depth.

3. The EUT was placed on the center of the tabletop and its rear was flush with the rear of the table.

4. The test antenna was placed away from the EUT at 3m distance.

5. The limits compensated the distance factor with follows;
   9 kHz - 490 kHz [Limit at 3m] = [Limit at 300m] + 40log (300[m] / 3[m])
   490 kHz - 30 MHz [Limit at 3m] = [Limit at 30m] + 40log (30[m] / 3[m])

6. Interconnecting cables that hang closer than 40 cm to the ground plane was folded back and forth forming a bundle 30 to 40 cm long, hanging approximately in the middle between the ground plane and the tabletop.

7. Find the worst arrangement of the EUT as follows;
   - Connect all peripherals and change the position of EUT, peripherals and cables.
   - Rotate the turntable and/or scanning the antenna.
   - On every condition, explore the highest emissions with the spectrum analyzer. (9 kHz - 24.835 GHz, peak detector)

8. On the worst arrangement of the EUT found in above, choose the three highest harmonics or spurious emissions on the spectrum data.(*excluding carrier band edges)
   The final measurements are performed with all test operating modes for these emissions as follows;

The test antenna and the turntable were performed with follows;

	9kHz - 30MHz	30MHz - 1000MHz	above 1GHz
Antenna	Loop Antenna	Bi-conical Antenna, Log-periodic Antenna	Horn Antenna
Antenna scanning range	1m, Vertical, 360 degrees	1 - 4m, Horizontal and Vertical	1 - 4m *, Horizontal and Vertical
Turntable rotating range	360 degrees	360 degrees	360 degrees

*: When the measurement frequencies above 1GHz, final measurements are performed keeping the antenna in the "cone of radiation" from EUT area and pointed at the area both in azimuth and elevation, with polarization oriented for maximum response.

Instruments settings were carried out with follows;

	9 kHz - 90 kHz 110 kHz - 490 kHz	90 kHz- 110 kHz 490 kHz - 30 MHz	30 MHz - 1000 MHz	above 1GHz
Detector	peak / average	quasi-peak	quasi-peak	peak / average
RBW	200 Hz (6dB) or 9 kHz (6dB) *1	200 Hz (6dB) or 9 kHz (6dB) *1	120 kHz (6dB)	1 MHz (3dB)
VBW	N/A	N/A	N/A	3 MHz (for peak) 10 kHz (for average) *2
Instrument	EMI test receiver	EMI test receiver	EMI test receiver	Spectrum analyzer

*1: When the measurement frequencies below 150 kHz, RBW: 200 Hz was used.
*2: VBW setting (for average) was higher than 1/T. (T is the minimum transmission duration)

9. If the final measurement result exceeded the limit in non-restricted band(excluding carrier band edges), the measurement is carried out additionally with follows;

Measurement points
- Fundamental Frequency
- Frequency that exceeded the limit in non-restricted band (excluding carrier band edges)

	9 kHz - 150 kHz	150 kHz - 30MHz	above 30MHz
Detector	peak	peak	peak
RBW	3 dB RBW: 300 Hz *	3 dB RBW: 10 kHz *	3 dB RBW: 100 kHz
Instrument	Spectrum analyzer	Spectrum analyzer	Spectrum analyzer

*: Correction factor of RBW was compensated to a measurement result by the following formula.
C.F. of RBW [dB] = 10*log (100kHz / used RBW)

10. These tests were performed in semi anechoic chamber. Therefore the measured level of emissions may be higher than if measurements were made without a ground plane. However test results were confirmed to pass against standard limit.

Conducted Spurious Emissions for Band Edge

1. Antenna-port of the EUT was connected to the spectrum analyzer.

2. On every test operation modes of the EUT, the Conducted Spurious Emissions for Band Edge was measured with a spectrum analyzer.
   Detector type : Peak
   RBW : 100kHz

1.5. Test Facility

Address of Test Facility

Test Facility Name : Sony EMCS EMC/ RF Test Laboratory Main Lab.
Address : Kisarazu Site 8-4 Shiomi Kisarazu-shi, Chiba, 292-0834 Japan
Phone : +81 438 37 2750

AC Power-line Conducted Emissions
Shielded Room
☒ 4th Site

Radiated Spurious Emission
Semi-Anechoic chamber
☒ 4th Site

Antenna-port Conducted Measurements *
Shielded Room
☒ 4th Site SR1

*Note: This item contains the following-
-6dB Bandwidth
-Maximum Peak Conducted Output Power
-Power Density
-Conducted Spurious Emissions for Band Edge

A2LA Accreditation for Test Facility
The above test facility has been fully reported to A2LA and accepted as follows:
Effective dates: 2013-09-30 through 2015-10-31

1.6. Uncertainty

Test Item	Frequency	4th Site SR1
Conducted Output Power	1 - 6GHz	± 0.82 dB
Power Density, Conducted Spurious Emissions	below 6GHz	± 1.25 dB
	6 - 25GHz	± 1.75 dB

Test Item	Frequency	4th Site	
AC Power-line Conducted Emissions	150kHz - 30MHz	± 2.57 dB	
Radiated Emissions (EUT height 0.8m)	below 30 MHz	3m	± 2.60 dB
	30 - 300 MHz	3m	± 3.70 dB
	300 - 1000 MHz	3m	± 5.23 dB
	1 - 6 GHz	3m	± 5.15 dB
	6 - 18 GHz	3m	± 5.24 dB
	18 - 26.5 GHz	3m	± 4.33 dB

2. System Test Configuration

2.1. Validation

The system was configured for testing in a typical (as a customer would normally use it).
The tests were conducted with the worst case modes as follows.

2.2. Test Operating Conditions

The tests have been carried out the following conditions.

Test Items	Operating Mode	Data Rate *1	Test Channels
AC Power-line Conducted Emissions	802.11b *2	1 Mbps	2412MHz *2
6dB Bandwidth, Maximum Peak Conducted Output Power, Power Density, Radiated Spurious Emissions	802.11b	1 Mbps	2412MHz, 2437MHz, 2462MHz
	802.11g	48 Mbps	
	802.11n (HT20)	MCS6	
Conducted Spurious Emissions for Band Edge	802.11b	1 Mbps	2412MHz
	802.11g	48 Mbps	
	802.11n (HT20)	MCS6	

Note:
*1: The worst data rate has been decided based on the result of Maximum Peak Conducted Output Power.
*2: The test was performed with the representative mode that had been found as the worst emissions while exploratory testing.

2.3. Special Accessories

Special accessories needed for connecting the EUT to achieve compliance:

Item	Manufacturer	Model No.	Serial No.	Remark
Personal Computer	SONY	PCG-61212W	27606971 7002183	Installation software : GNOME terminal Ver.3.4.2
AC Adaptor	SONY	VGP-AC19V37	148737021 0486914	-

2.4. EUT Modifications

☒ No equipment modification to achieve compliance to the standard levels was done during the tests.
☐ Equipment was modified to achieve compliance to the standard level as below.

Responsible Party Signature

_____

Typed/ Print Name :
Responsible Party :
Position :
Date :

2.5. Configuration of Tested System

AC Power-line Conducted Emissions and Radiated Spurious Emissions Measurement

The equipment under test (EUT) consists of :

Symbol	Item	Manufacturer	Model No.	FCC ID	Serial No.
A-1	SmartEyeglass (Eyewear)	SONY	SED-E1	AK8SEDE1	K300136
A-2	SmartEyeglass (Controller)	SONY	SED-E1	AK8SEDE1	K300136

The measurement was carried out with the following support equipment connected

Symbol	Item	Manufacturer	Model No.	FCC ID	Serial No.
B	AC Adaptor	SONY	AC-UD20	N/A	11106003236

Type of Cable

Symbol	Description	Identification (Manufacturer etc.)	Shielded YES / NO	Ferrite Core	Bundled	Length (m)
1	SmartEyeglass Cable	-	NO	NO	-	0.66
2	USB Cable	-	YES	NO	-	0.6
3	Extension AC Cable	-	NO	NO	-	1.0

System configuration

*: EUT

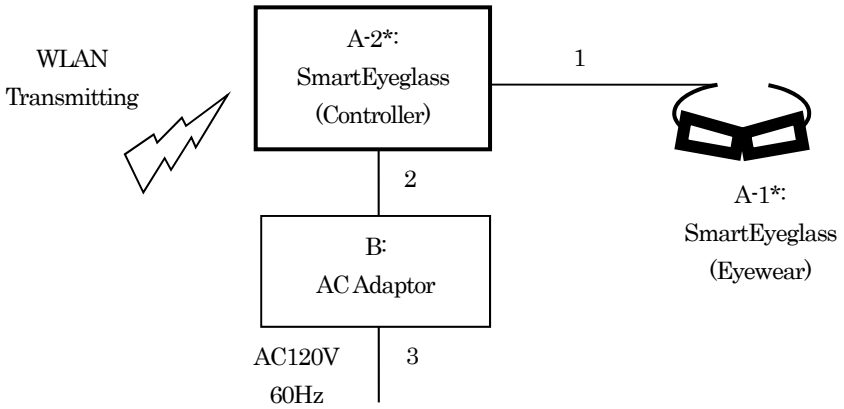

Antenna-port Conducted Measurements

The equipment under test (EUT) consists of :

Symbol	Item	Manufacturer	Model No.	FCC ID	Serial No.
A-1	SmartEyeglass (Eyewear)	SONY	SED-E1	AK8SEDE1	K300137
A-2	SmartEyeglass (Controller)	SONY	SED-E1	AK8SEDE1	K300137

Type of Cable

Symbol	Description	Identification (Manufacturer etc.)	Shielded YES / NO	Ferrite Core	Bundled	Length (m)
1	SmartEyeglass Cable	-	NO	NO	-	0.66

System configuration

*: EUT

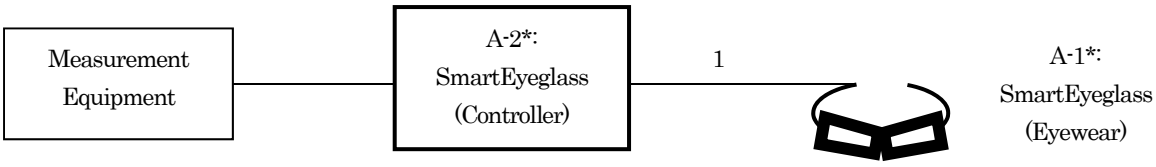

3. Test Data

3.1. AC Power-line Conducted Emissions

[IEEE802.11b / 2412MHz]

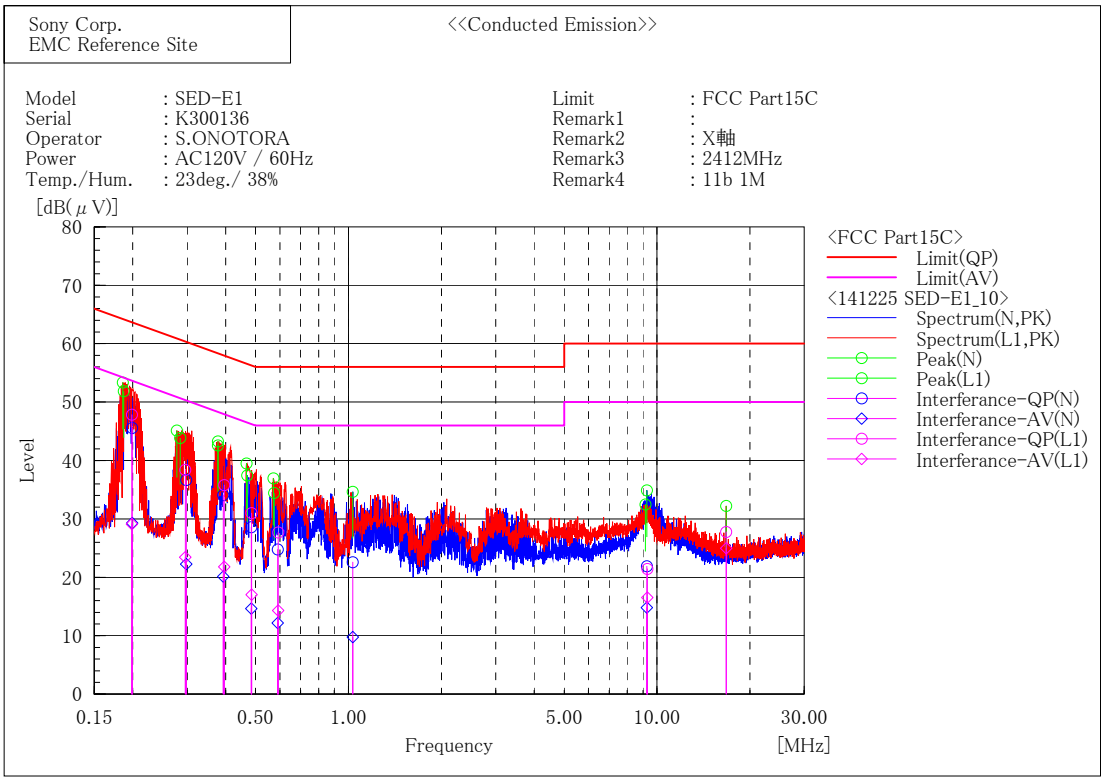

Final Result

--- N Phase ---

No.	Frequency [MHz]	Reading QP [dB(μV)]	Reading AV [dB(μV)]	c.f [dB]	Result QP [dB(μV)]	Result AV [dB(μV)]	Limit QP [dB(μV)]	Limit AV [dB(μV)]	Margin QP [dB]	Margin AV [dB]
1	0.199	29.7	13.4	15.9	45.6	29.3	63.6	53.6	18.0	24.3
2	0.298	20.8	6.5	15.8	36.6	22.3	60.3	50.3	23.7	28.0
3	0.393	18.1	4.1	16.0	34.1	20.1	58.0	48.0	23.9	27.9
4	0.485	12.5	-1.5	16.1	28.6	14.6	56.3	46.3	27.7	31.7
5	0.591	8.8	-3.8	16.0	24.8	12.2	56.0	46.0	31.2	33.8
6	1.032	6.7	-6.2	15.9	22.6	9.7	56.0	46.0	33.4	36.3
7	9.277	5.8	-1.3	16.1	21.9	14.8	60.0	50.0	38.1	35.2

--- L1 Phase ---

No.	Frequency [MHz]	Reading QP [dB(μV)]	Reading AV [dB(μV)]	c.f [dB]	Result QP [dB(μV)]	Result AV [dB(μV)]	Limit QP [dB(μV)]	Limit AV [dB(μV)]	Margin QP [dB]	Margin AV [dB]
1	0.199	31.9	13.2	15.9	47.8	29.1	63.7	53.7	15.9	24.6
2	0.296	22.6	7.7	15.8	38.4	23.5	60.4	50.4	22.0	26.9
3	0.396	19.8	5.8	16.0	35.8	21.8	57.9	47.9	22.1	26.1
4	0.485	14.9	0.9	16.1	31.0	17.0	56.2	46.2	25.2	29.2
5	0.593	11.7	-1.7	16.0	27.7	14.3	56.0	46.0	28.3	31.7
6	9.302	5.3	0.4	16.1	21.4	16.5	60.0	50.0	38.6	33.5
7	16.751	11.6	8.8	16.2	27.8	25.0	60.0	50.0	32.2	25.0

3.2. 6dB Bandwidth

1) Ambient temperature : 24.9deg.C
2) Relative humidity : 29.2%
3) Date of measurement : December 24, 2014
4) Measured by : T.OHO
5) Operating mode : Transmitting mode

Mode	Rate [Mbps]	Channel [MHz]	Result [MHz]	Limit [MHz]
11b	1	2412	7.097	0.5
		2437	7.118	0.5
		2462	7.100	0.5
11g	48	2412	16.430	0.5
		2437	16.439	0.5
		2462	16.446	0.5
11n (HT20)	MCS6	2412	17.661	0.5
		2437	17.664	0.5
		2462	17.668	0.5

[IEEE802.11b / 2412MHz]

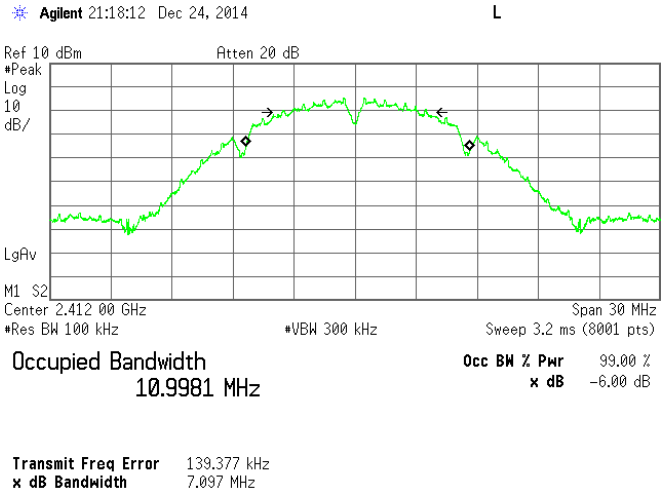

[IEEE802.11b / 2437MHz]

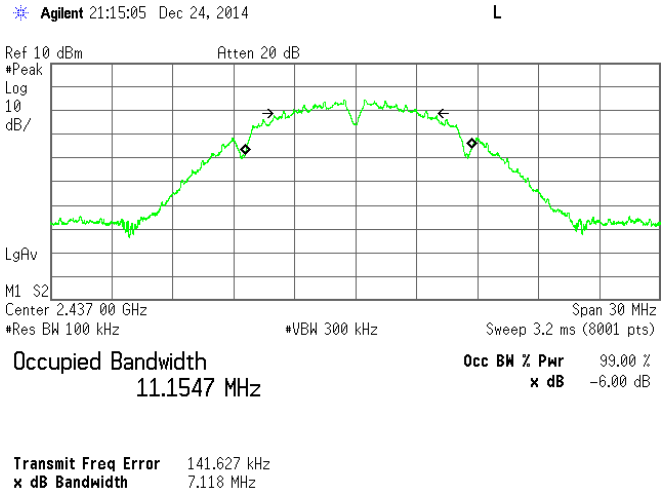

[IEEE802.11b / 2462MHz]

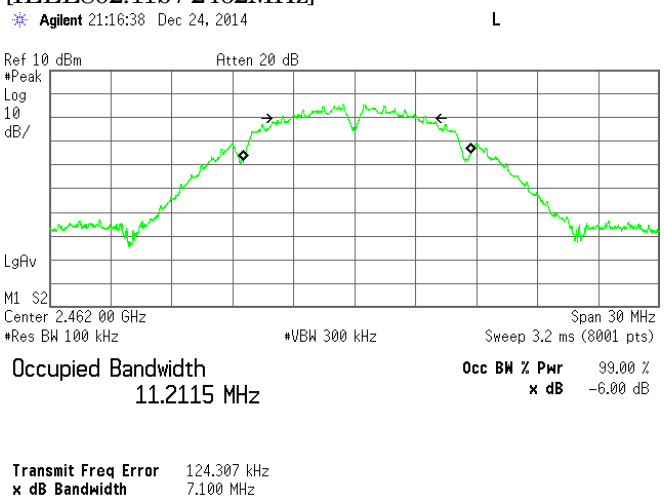

[IEEE802.11g / 2412MHz]

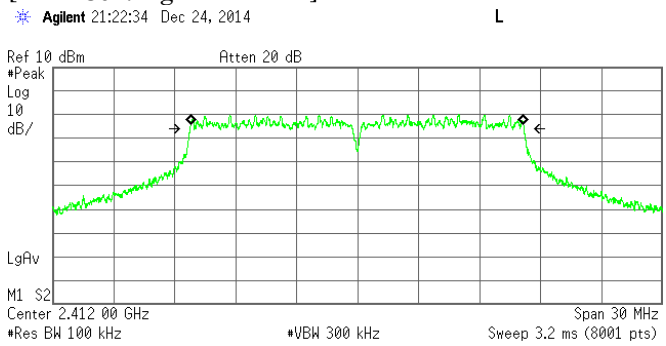

[IEEE802.11g / 2437MHz]

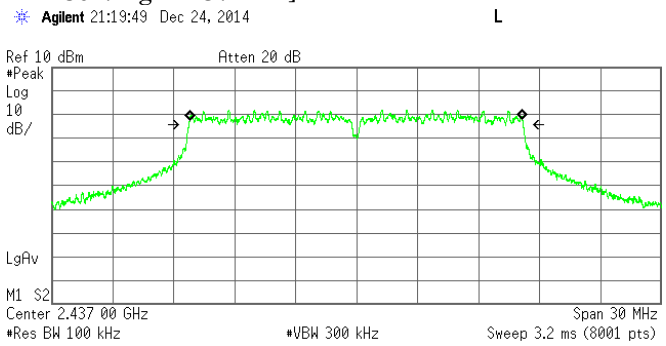

[IEEE802.11g / 2462MHz]

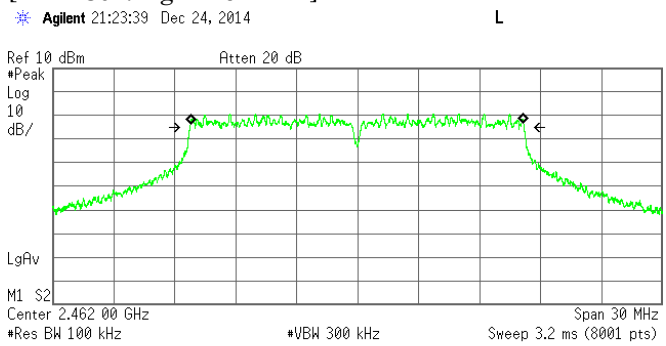

[IEEE802.11n (HT20) / 2412MHz]

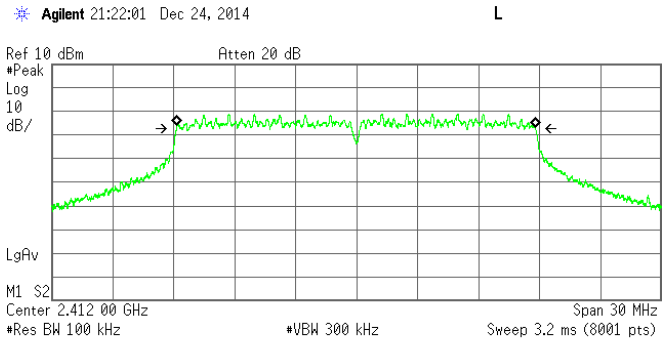

[IEEE802.11n (HT20) / 2437MHz]

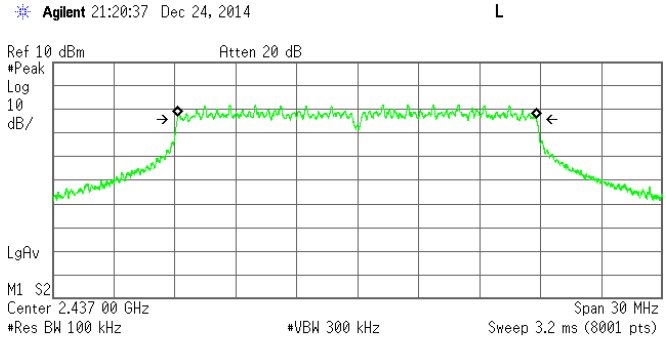

[IEEE802.11n (HT20) / 2462MHz]

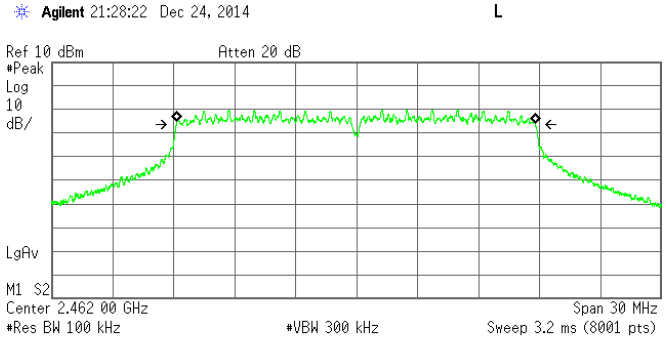

3.3. Maximum Peak Conducted Output Power

1) Ambient temperature : 24.9deg.C
2) Relative humidity : 29.2%
3) Date of measurement : December 24, 2014
4) Measured by : T.OHO
5) Operating mode : Transmitting mode

Maximum Peak Conducted Output Power

Mode	Rate [Mbps]	Channel [MHz]	Reading(PK) [dBm]	C.F. [dB]	Result(PK) [dBm]	Limit [dBm]	Margin [dB]
11b	1	2412	7.51	10.33	17.84	30.0	12.16
		2437	7.54	10.33	17.87	30.0	12.13
		2462	8.29	10.33	18.62	30.0	11.38
11g	48	2412	11.87	10.33	22.20	30.0	7.80
		2437	13.11	10.33	23.44	30.0	6.56
		2462	12.46	10.33	22.79	30.0	7.21
11n (HT20)	MCS6	2412	11.71	10.33	22.04	30.0	7.96
		2437	13.24	10.33	23.57	30.0	6.43
		2462	12.36	10.33	22.69	30.0	7.31

Maximum Conducted Output Power (Average result for SAR measurement)

Mode	Rate [Mbps]	Channel [MHz]	Reading(AV) [dBm]	C.F. [dB]	Duty Factor [dB]	Result(AV) [dBm]	Limit [dBm]	Margin [dB]
11b	1	2412	4.03	10.33	0.01	14.37	30.0	15.63
		2437	3.98	10.33	0.01	14.32	30.0	15.68
		2462	4.79	10.33	0.01	15.13	30.0	14.87
11g	48	2412	1.52	10.33	0.48	12.33	30.0	17.67
		2437	3.19	10.33	0.48	14.00	30.0	16.00
		2462	1.81	10.33	0.48	12.62	30.0	17.38
11n (HT20)	MCS6	2412	0.37	10.33	0.56	11.26	30.0	18.74
		2437	2.91	10.33	0.56	13.80	30.0	16.20
		2462	0.67	10.33	0.56	11.56	30.0	18.44

Worst Rate check

Mode	Rate [Mbps]	Channel [MHz]	Reading(AV) [dBm]	Reading(PK) [dBm]	Duty Factor [dB]	C.F. [dB]	Result(AV) [dBm]	Result(PK) [dBm]
11b	1	2437	3.98	7.54	0.01	10.33	14.32	17.87
	2	2437	3.96	7.53	0.02	10.33	14.31	17.86
	5.5	2437	3.86	7.44	0.05	10.33	14.24	17.77
	11	2437	3.86	7.45	0.09	10.33	14.28	17.78
11g	6	2437	3.52	13.09	0.07	10.33	13.92	23.42
	9	2437	3.47	12.88	0.10	10.33	13.90	23.21
	12	2437	3.43	12.96	0.13	10.33	13.89	23.29
	18	2437	3.43	12.35	0.20	10.33	13.96	22.68
	24	2437	3.31	13.09	0.25	10.33	13.89	23.42
	36	2437	3.19	13.07	0.37	10.33	13.89	23.40
	48	2437	3.19	13.11	0.48	10.33	14.00	23.44
	54	2437	3.11	12.79	0.56	10.33	14.00	23.12
11n (HT20)	MCS0	2437	3.07	12.54	0.07	10.33	13.47	22.87
	MCS1	2437	2.97	12.42	0.16	10.33	13.46	22.75
	MCS2	2437	3.00	12.57	0.22	10.33	13.55	22.90
	MCS3	2437	3.00	12.34	0.28	10.33	13.61	22.67
	MCS4	2437	2.91	12.36	0.40	10.33	13.64	22.69
	MCS5	2437	2.90	12.60	0.53	10.33	13.76	22.93
	MCS6	2437	2.91	13.24	0.56	10.33	13.80	23.57
	MCS7	2437	2.38	12.50	0.57	10.33	13.28	22.83

3.4. Power Density

1) Ambient temperature : 24.9deg.C
2) Relative humidity : 29.2%
3) Date of measurement : December 24, 2014
4) Measured by : T.OHO
5) Operating mode : Transmitting mode

Mode	Rate [Mbps]	Channel [MHz]	Reading(PK) [dBm]	C.F. [dB]	Result(PK) [dBm]	Limit [dBm]	Margin [dB]
11b	1	2412	-4.59	10.70	6.11	8.0	1.89
		2437	-5.29	10.70	5.41	8.0	2.59
		2462	-4.46	10.70	6.24	8.0	1.76
11g	48	2412	-9.97	10.70	0.73	8.0	7.27
		2437	-7.98	10.70	2.72	8.0	5.28
		2462	-9.66	10.70	1.04	8.0	6.96
11n (HT20)	MCS6	2412	-11.04	10.70	-0.34	8.0	8.34
		2437	-8.02	10.70	2.68	8.0	5.32
		2462	-10.80	10.70	-0.10	8.0	8.10

[IEEE802.11b / 2412MHz]

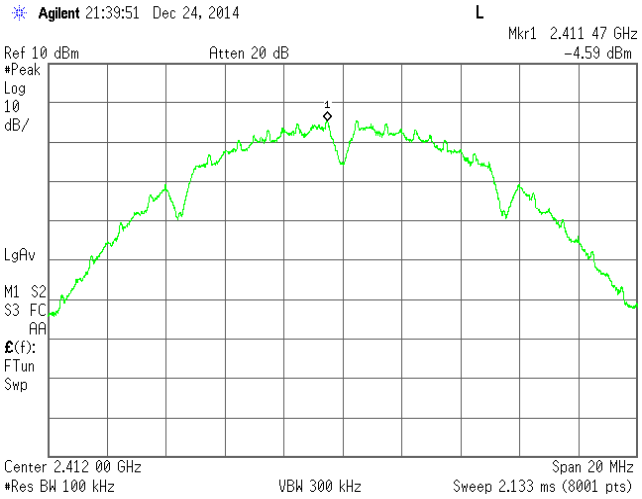

[IEEE802.11b / 2437MHz]

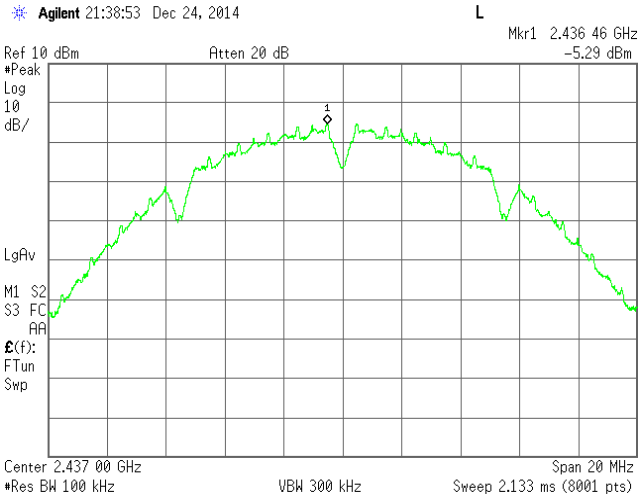

[IEEE802.11b / 2462MHz]

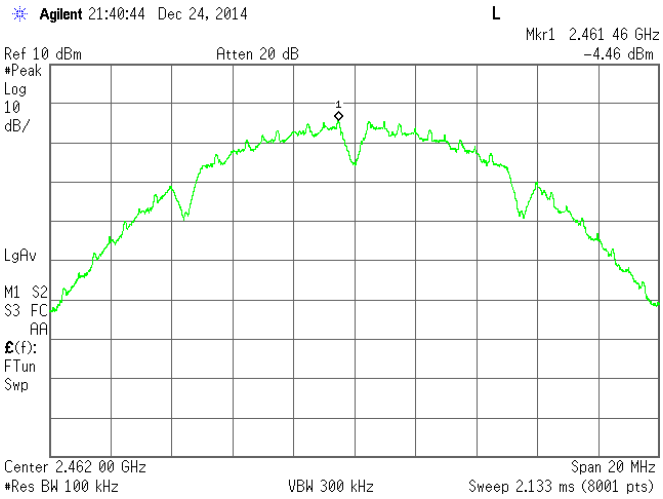

[IEEE802.11g / 2412MHz]

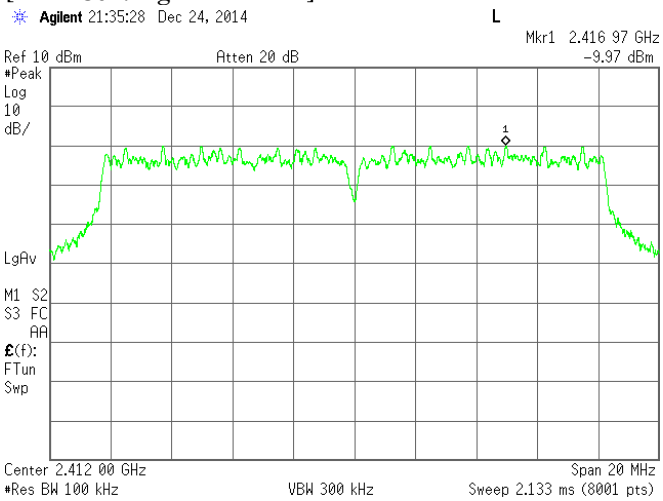

[IEEE802.11g / 2437MHz]

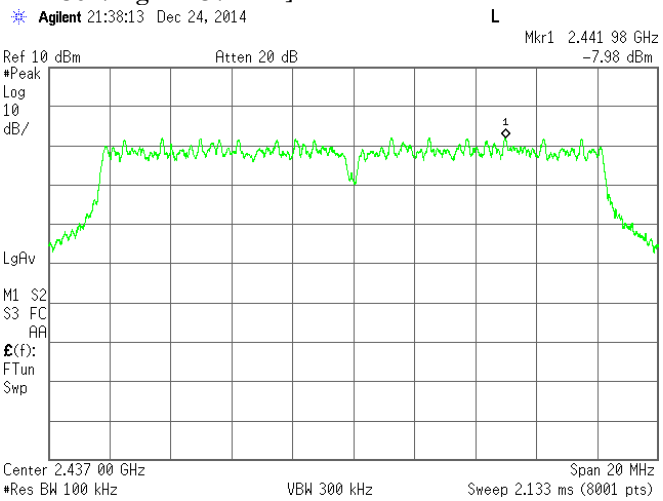

[IEEE802.11g / 2462MHz]

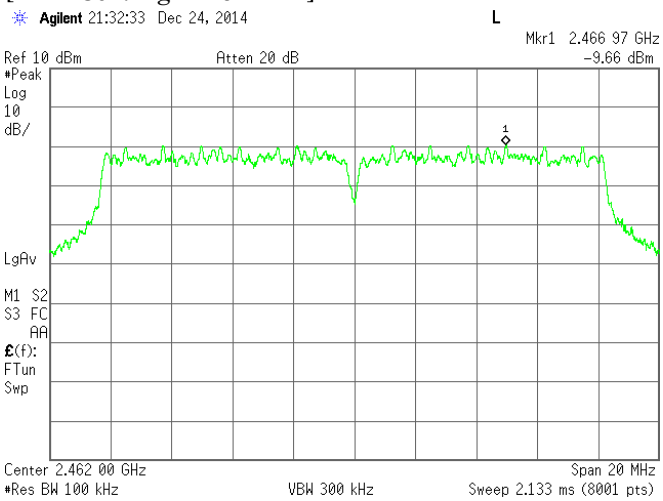

[IEEE802.11n / 2412MHz]

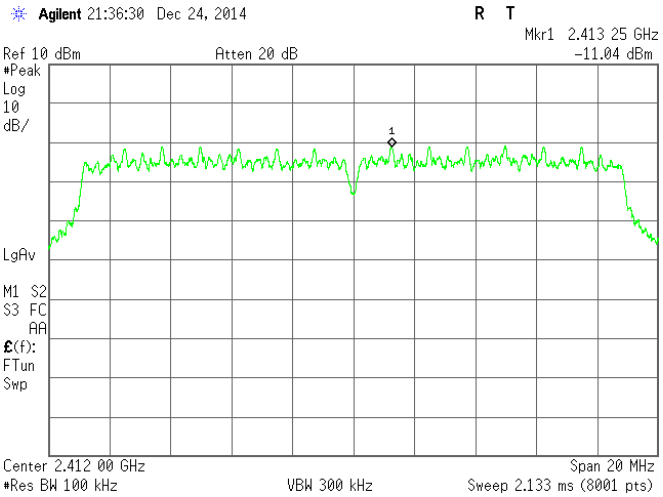

[IEEE802.11n / 2437MHz]

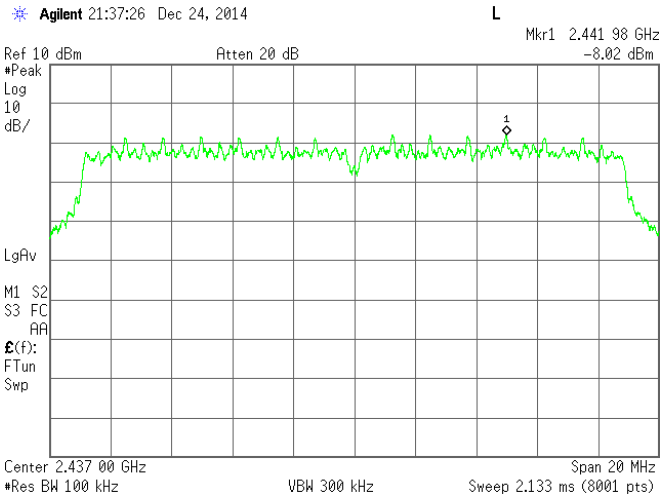

[IEEE802.11n / 2462MHz]

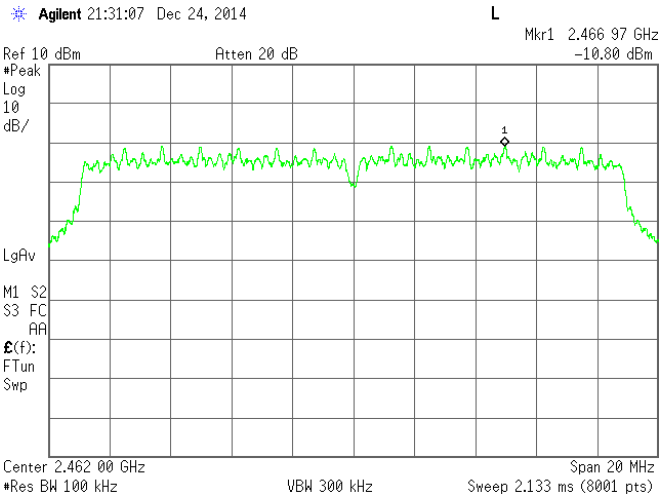

3.5. Radiated Spurious Emissions

9 kHz - 30 MHz

[IEEE802.11b / 2412MHz]

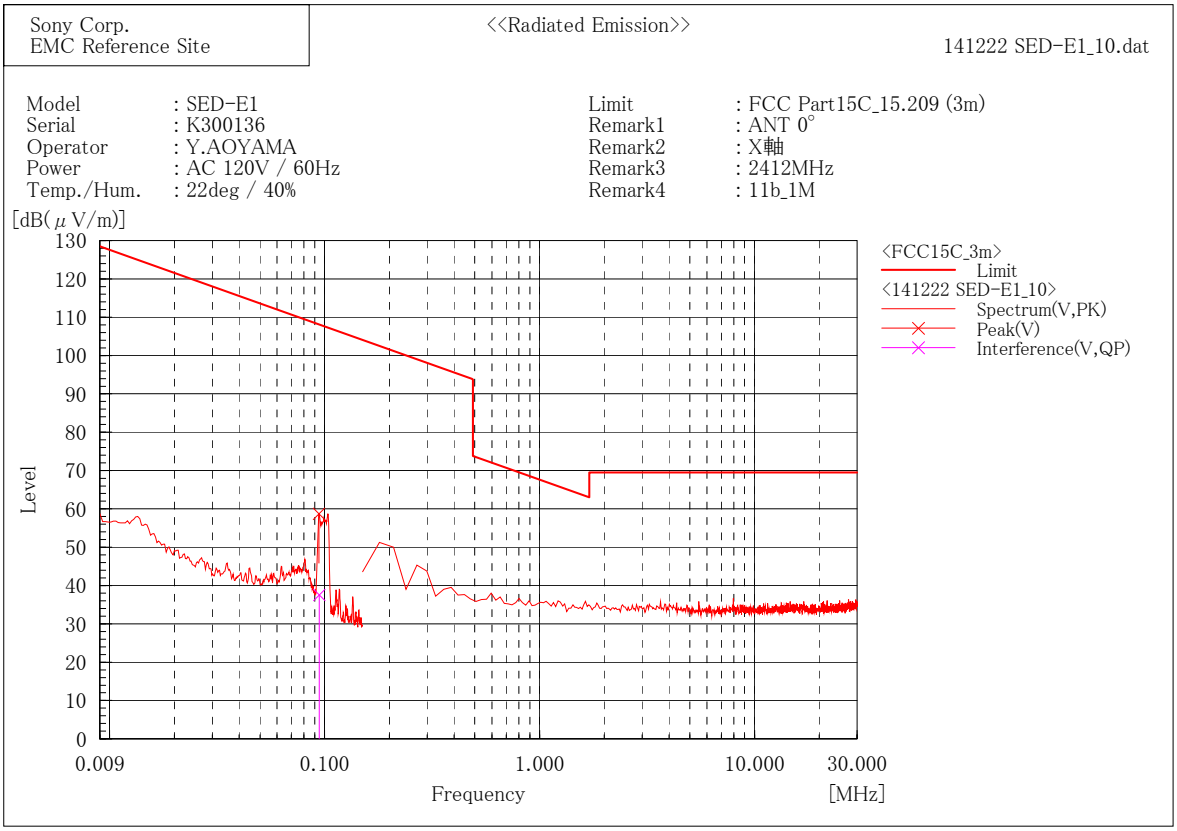

Final Result

--- Vertical Polarization (QP)---

No.	Frequency [MHz]	Reading [dB(μV)]	c.f [dB(1/m)]	Result [dB(μV/m)]	Limit [dB(μV/m)]	Margin [dB]	Height [cm]	Angle [°]
1	0.094	18.0	19.6	37.6	108.1	70.5	100.0	160.8

[IEEE802.11b / 2437MHz]

Sony Corp.
EMC Reference Site

<<Radiated Emission>>

141222 SED-E1_14.dat

Model	: SED-E1	Limit	: FCC Part15C_15.209 (3m)
Serial	: K300136	Remark1	: ANT 0°
Operator	: Y.AOYAMA	Remark2	: X軸
Power	: AC 120V / 60Hz	Remark3	: 2437MHz
Temp./Hum.	: 22deg / 40%	Remark4	: 11b_1M

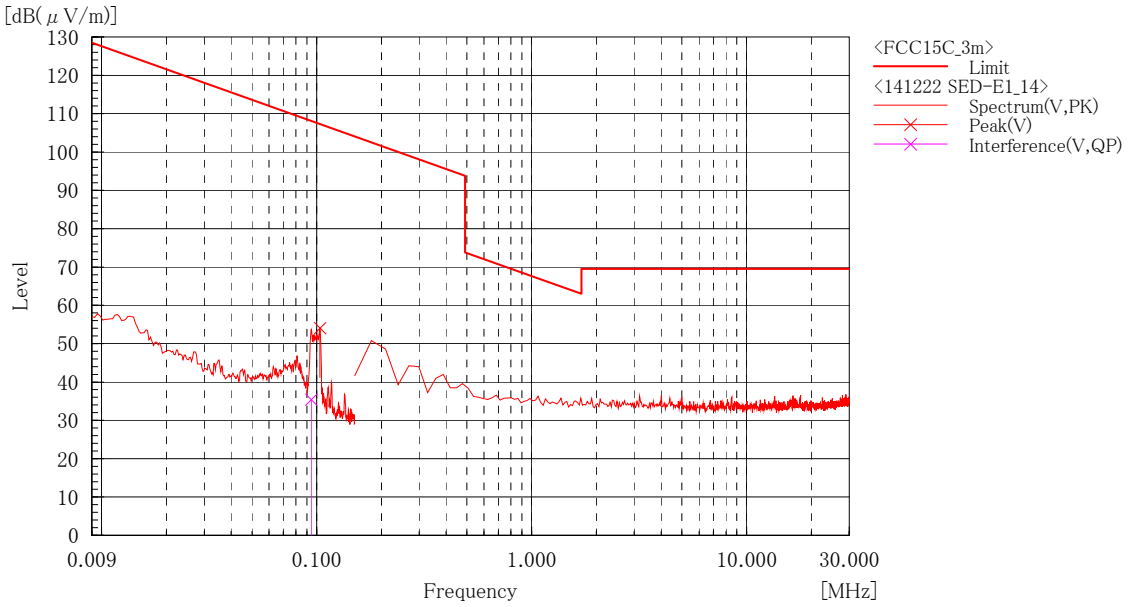

Final Result

--- Vertical Polarization (QP)---

No.	Frequency [MHz]	Reading [dB(μV)]	c.f [dB(1/m)]	Result [dB(μV/m)]	Limit [dB(μV/m)]	Margin [dB]	Height [cm]	Angle [°]
1	0.094	15.8	19.6	35.4	108.1	72.7	100.0	177.4

[IEEE802.11b / 2462MHz]

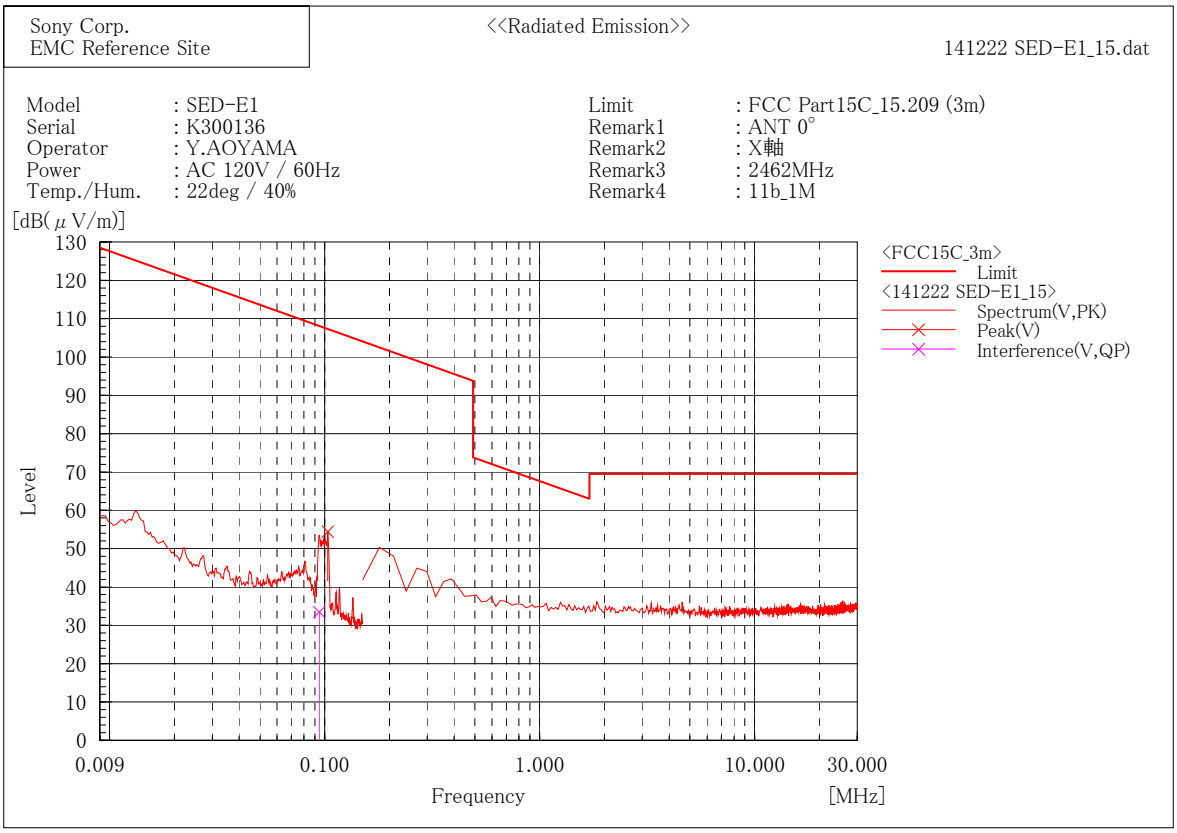

Final Result

--- Vertical Polarization (QP)---

No.	Frequency [MHz]	Reading [dB(μV)]	c.f [dB(1/m)]	Result [dB(μV/m)]	Limit [dB(μV/m)]	Margin [dB]	Height [cm]	Angle [°]
1	0.094	13.9	19.6	33.5	108.1	74.6	100.0	176.8

[IEEE802.11g / 2412MHz]

Sony Corp.
EMC Reference Site

<<Radiated Emission>>

141222 SED-E1_18.dat

Model	: SED-E1	Limit	: FCC Part15C_15.209 (3m)
Serial	: K300136	Remark1	: ANT 0°
Operator	: Y.AOYAMA	Remark2	: X軸
Power	: AC 120V / 60Hz	Remark3	: 2412MHz
Temp./Hum.	: 22deg / 40%	Remark4	: 11g_48M

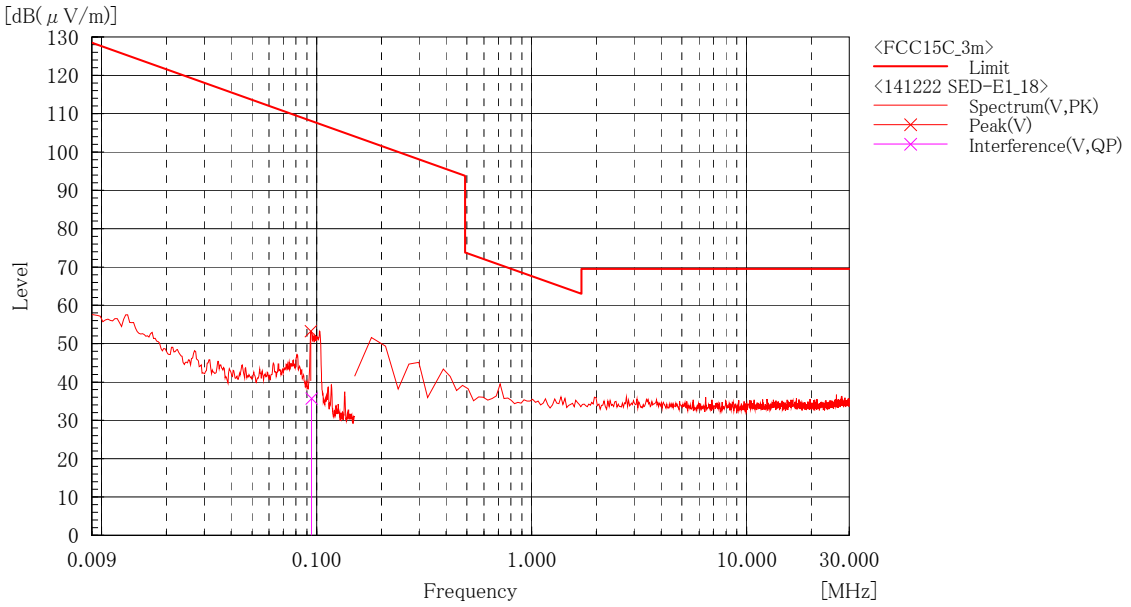

Final Result

--- Vertical Polarization (QP)---

No.	Frequency [MHz]	Reading [dB(μV)]	c.f [dB(1/m)]	Result [dB(μV/m)]	Limit [dB(μV/m)]	Margin [dB]	Height [cm]	Angle [°]
1	0.094	16.1	19.6	35.7	108.1	72.4	100.0	170.2

[IEEE802.11g / 2437MHz]

Sony Corp.
EMC Reference Site

<<Radiated Emission>>

141222 SED-E1_17.dat

Model	: SED-E1	Limit	: FCC Part15C_15.209 (3m)
Serial	: K300136	Remark1	: ANT 0°
Operator	: Y.AOYAMA	Remark2	: X軸
Power	: AC 120V / 60Hz	Remark3	: 2437MHz
Temp./Hum.	: 22deg / 40%	Remark4	: 11g_48M

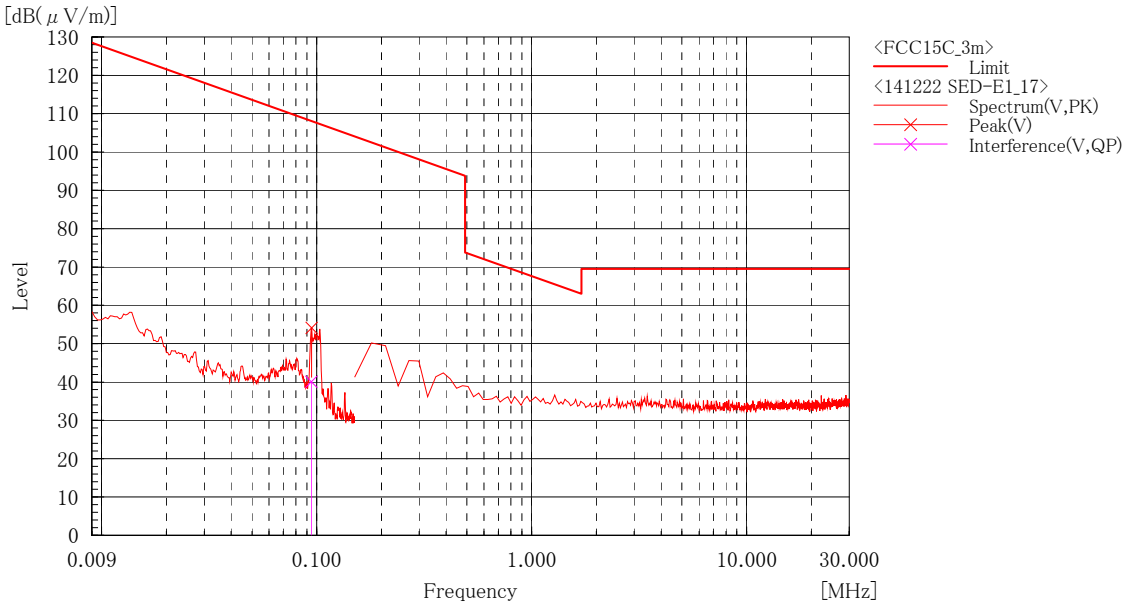

Final Result

--- Vertical Polarization (QP)---

No.	Frequency [MHz]	Reading [dB(μV)]	c.f [dB(1/m)]	Result [dB(μV/m)]	Limit [dB(μV/m)]	Margin [dB]	Height [cm]	Angle [°]
1	0.094	20.5	19.6	40.1	108.1	68.0	100.0	178.0

[IEEE802.11g / 2462MHz]

Sony Corp.
EMC Reference Site

<<Radiated Emission>>

141222 SED-E1_16.dat

Model	: SED-E1	Limit	: FCC Part15C_15.209 (3m)
Serial	: K300136	Remark1	: ANT 0°
Operator	: Y.AOYAMA	Remark2	: X軸
Power	: AC 120V / 60Hz	Remark3	: 2462MHz
Temp./Hum.	: 22deg / 40%	Remark4	: 11g_48M

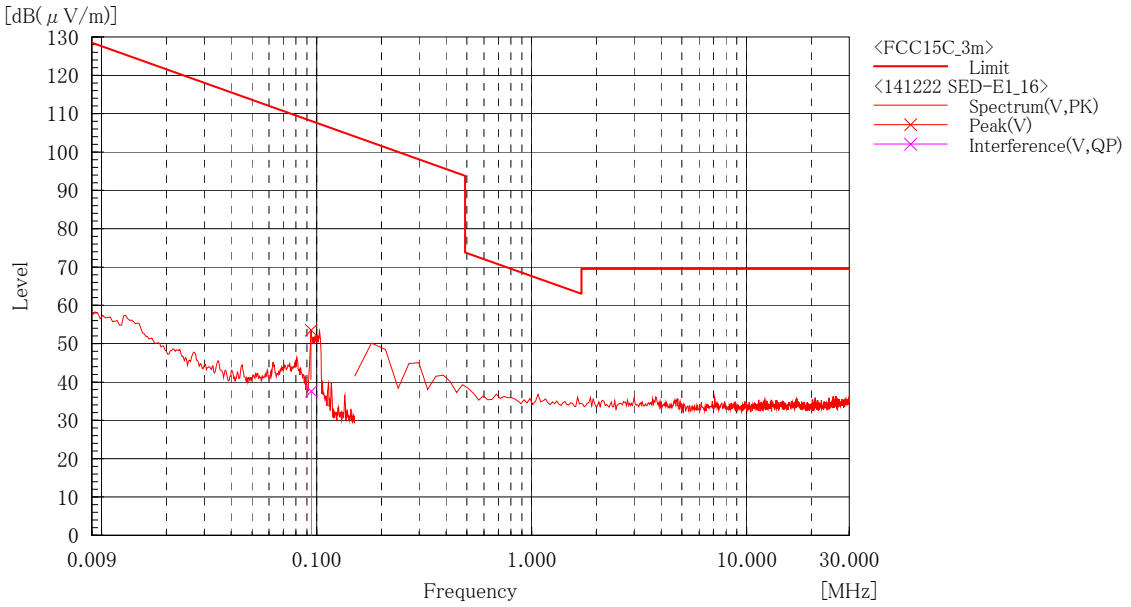

Final Result

--- Vertical Polarization (QP)---

No.	Frequency [MHz]	Reading [dB(μV)]	c.f [dB(1/m)]	Result [dB(μV/m)]	Limit [dB(μV/m)]	Margin [dB]	Height [cm]	Angle [°]
1	0.094	18.1	19.6	37.7	108.1	70.4	100.0	169.0

[IEEE802.11n (HT20) / 2412MHz]

Sony Corp.
EMC Reference Site

<<Radiated Emission>>

141222 SED-E1_19.dat

Model	: SED-E1	Limit	: FCC Part15C_15.209 (3m)
Serial	: K300136	Remark1	: ANT 0°
Operator	: Y.AOYAMA	Remark2	: X軸
Power	: AC 120V / 60Hz	Remark3	: 2412MHz
Temp./Hum.	: 22deg / 40%	Remark4	: 11n_MCS6

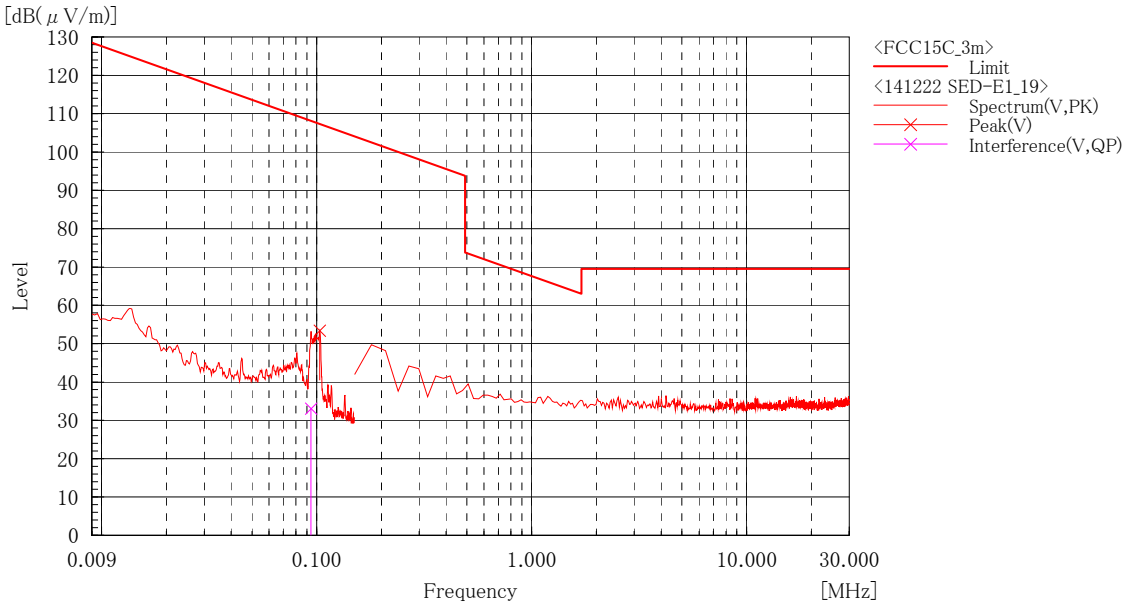

Final Result

--- Vertical Polarization (QP)---

No.	Frequency [MHz]	Reading [dB(μV)]	c.f [dB(1/m)]	Result [dB(μV/m)]	Limit [dB(μV/m)]	Margin [dB]	Height [cm]	Angle [°]
1	0.094	13.5	19.6	33.1	108.1	75.0	100.0	177.0

[IEEE802.11n (HT20) / 2437MHz]

Sony Corp.
EMC Reference Site

<<Radiated Emission>>

141222 SED-E1_20.dat

Model	: SED-E1	Limit	: FCC Part15C_15.209 (3m)
Serial	: K300136	Remark1	: ANT 0°
Operator	: Y.AOYAMA	Remark2	: X軸
Power	: AC 120V / 60Hz	Remark3	: 2437MHz
Temp./Hum.	: 22deg / 40%	Remark4	: 11n_MCS6

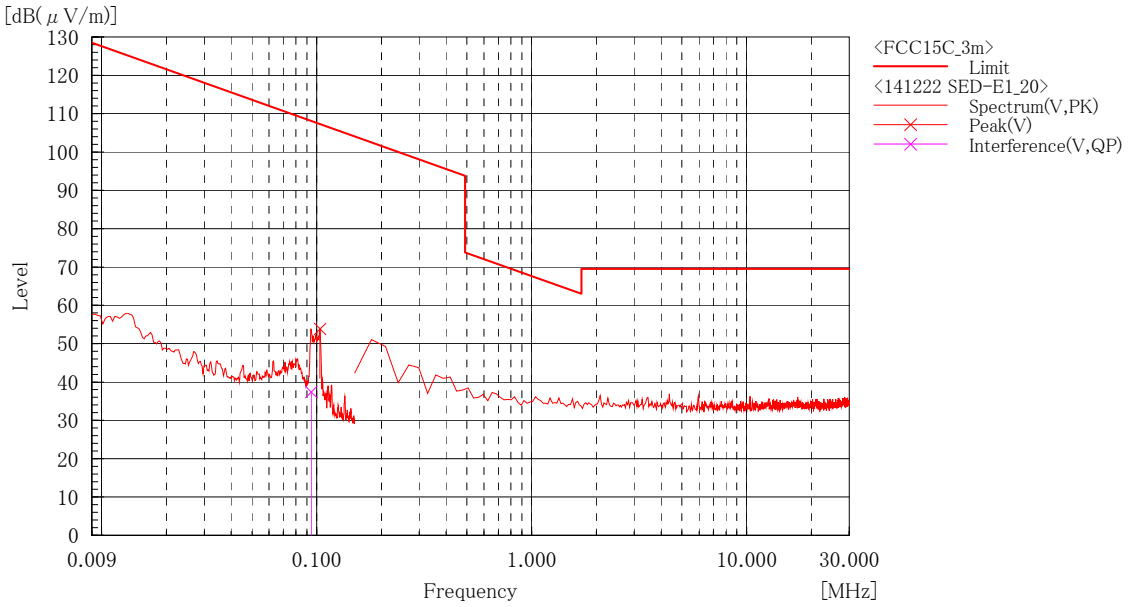

Final Result

--- Vertical Polarization (QP)---

No.	Frequency [MHz]	Reading [dB(μV)]	c.f [dB(1/m)]	Result [dB(μV/m)]	Limit [dB(μV/m)]	Margin [dB]	Height [cm]	Angle [°]
1	0.094	17.8	19.6	37.4	108.1	70.7	100.0	169.5

[IEEE802.11n (HT20) / 2462MHz]

Sony Corp.
EMC Reference Site

<<Radiated Emission>>

141222 SED-E1_21.dat

Model	: SED-E1	Limit	: FCC Part15C_15.209 (3m)
Serial	: K300136	Remark1	: ANT 0°
Operator	: Y.AOYAMA	Remark2	: X軸
Power	: AC 120V / 60Hz	Remark3	: 2462MHz
Temp./Hum.	: 22deg / 40%	Remark4	: 11n_MCS6

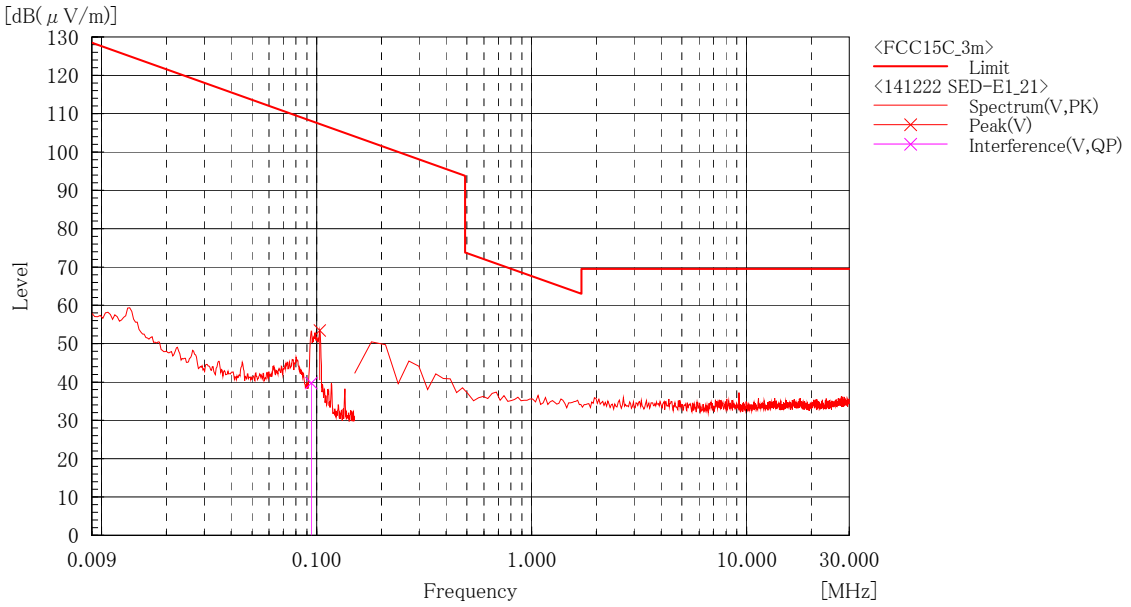

Final Result

--- Vertical Polarization (QP)---

No.	Frequency [MHz]	Reading [dB(μV)]	c.f [dB(1/m)]	Result [dB(μV/m)]	Limit [dB(μV/m)]	Margin [dB]	Height [cm]	Angle [°]
1	0.094	20.2	19.6	39.8	108.1	68.3	100.0	170.3

30 MHz - 1000 MHz
[IEEE802.11b / 2412MHz]

Sony Corp.
EMC Reference Site

<<Radiated Emission>>

141222 SED-E1_25.dat

Model	: SED-E1	Limit	: FCC Part15C 15.209(a) 3m
Serial	: K300136	Remark1	:
Operator	: S.ONOTORA	Remark2	: X軸
Power	: AC 120V / 60Hz	Remark3	: 2412MHz
Temp./Hum.	: 22deg / 40%	Remark4	: 11b_1M

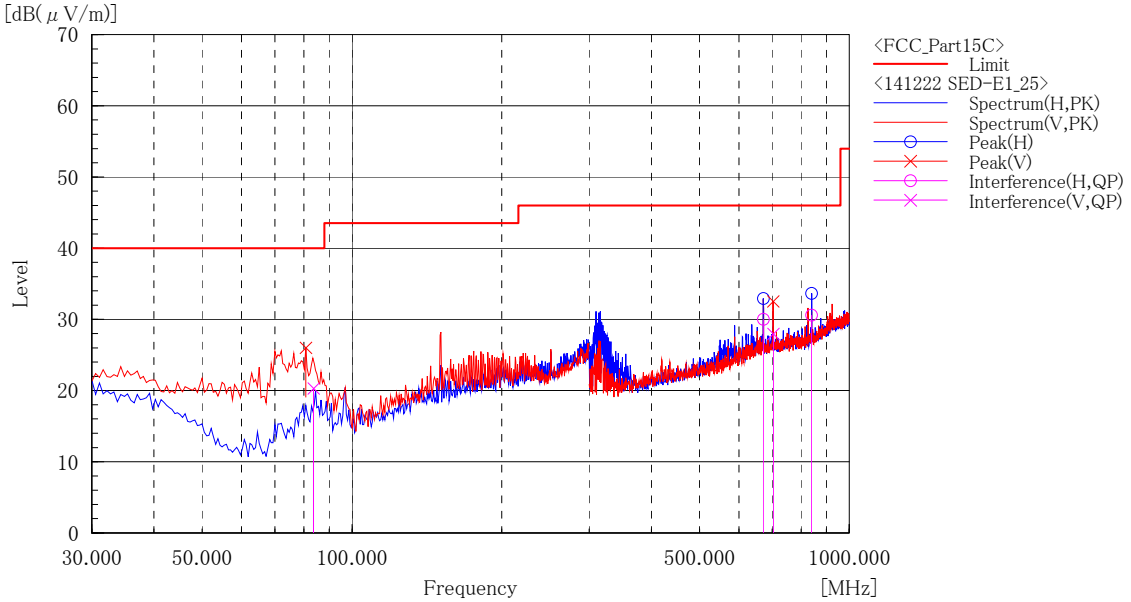

Final Result

--- Horizontal Polarization (QP)---

No.	Frequency [MHz]	Reading [dB(μV)]	c.f [dB(1/m)]	Result [dB(μV/m)]	Limit [dB(μV/m)]	Margin [dB]	Height [cm]	Angle [°]
1	671.992	35.4	-5.4	30.0	46.0	16.0	144.2	216.7
2	840.000	34.3	-3.7	30.6	46.0	15.4	105.3	192.0

--- Vertical Polarization (QP)---

No.	Frequency [MHz]	Reading [dB(μV)]	c.f [dB(1/m)]	Result [dB(μV/m)]	Limit [dB(μV/m)]	Margin [dB]	Height [cm]	Angle [°]
1	83.752	40.2	-19.9	20.3	40.0	19.7	111.7	147.4
2	703.600	32.9	-4.9	28.0	46.0	18.0	100.0	214.6

[IEEE802.11b / 2437MHz]

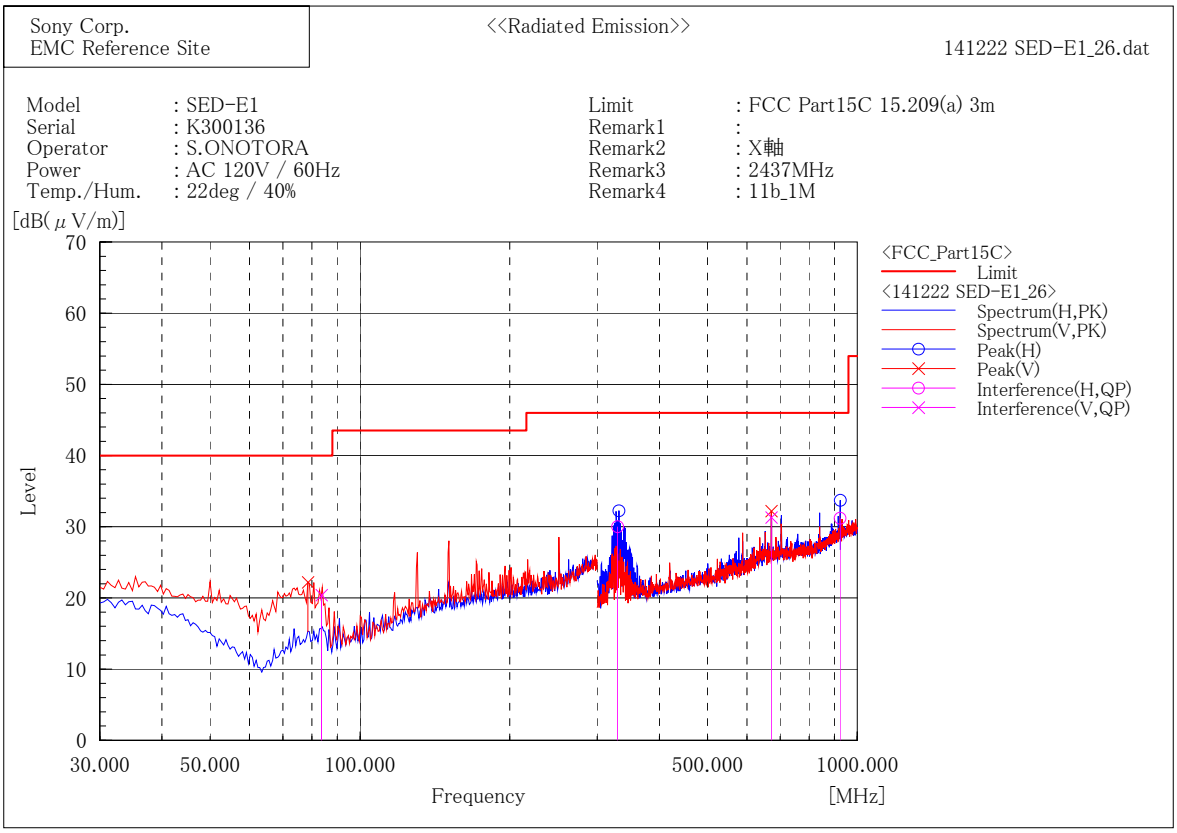

Final Result

--- Horizontal Polarization (QP)---

No.	Frequency [MHz]	Reading [dB(μV)]	c.f [dB(1/m)]	Result [dB(μV/m)]	Limit [dB(μV/m)]	Margin [dB]	Height [cm]	Angle [°]
1	329.584	41.1	-11.1	30.0	46.0	16.0	100.0	142.6
2	924.000	32.8	-1.6	31.2	46.0	14.8	100.0	204.6

--- Vertical Polarization (QP)---

No.	Frequency [MHz]	Reading [dB(μV)]	c.f [dB(1/m)]	Result [dB(μV/m)]	Limit [dB(μV/m)]	Margin [dB]	Height [cm]	Angle [°]
1	83.755	40.3	-19.9	20.4	40.0	19.6	110.3	149.5
2	672.004	36.7	-5.4	31.3	46.0	14.7	100.0	248.1

[IEEE802.11b / 2462MHz]

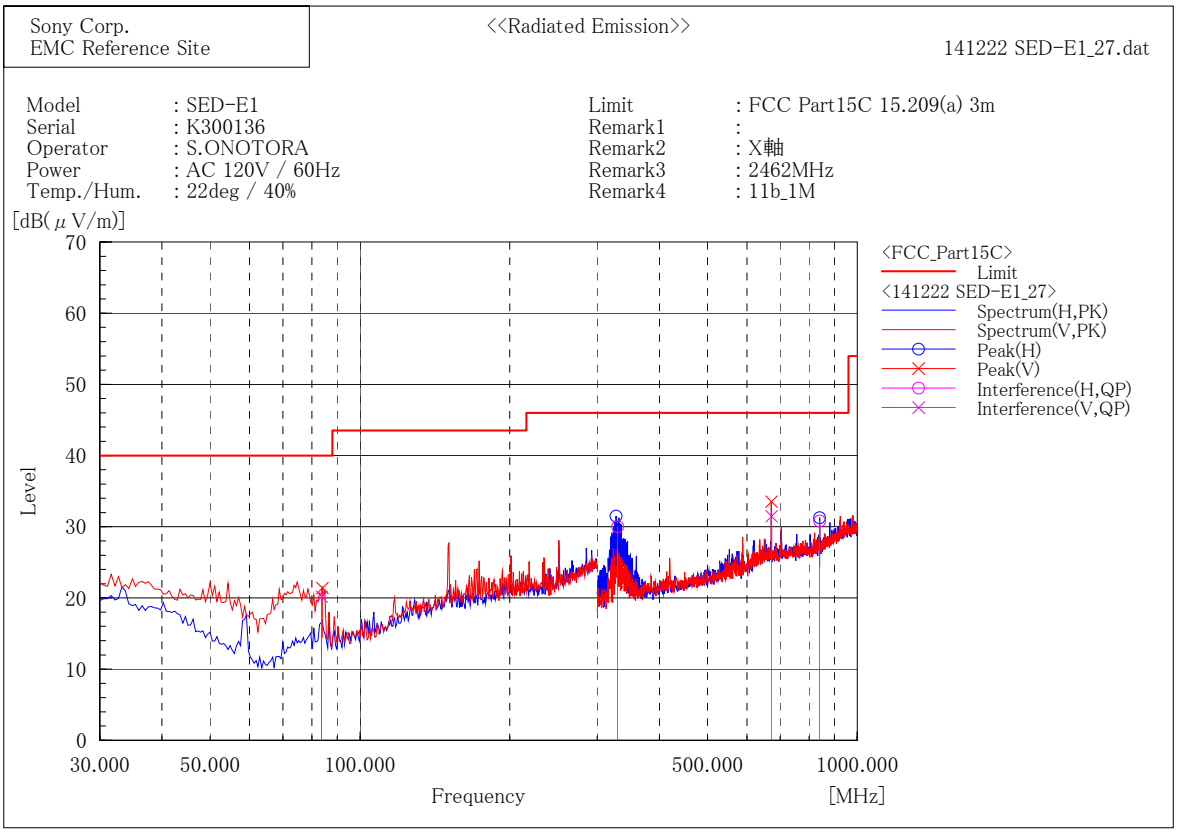

Final Result

--- Horizontal Polarization (QP)---

No.	Frequency [MHz]	Reading [dB(μV)]	c.f [dB(1/m)]	Result [dB(μV/m)]	Limit [dB(μV/m)]	Margin [dB]	Height [cm]	Angle [°]
1	329.528	41.1	-11.1	30.0	46.0	16.0	100.0	124.9
2	839.990	34.5	-3.7	30.8	46.0	15.2	100.0	191.1

--- Vertical Polarization (QP)---

No.	Frequency [MHz]	Reading [dB(μV)]	c.f [dB(1/m)]	Result [dB(μV/m)]	Limit [dB(μV/m)]	Margin [dB]	Height [cm]	Angle [°]
1	83.752	40.1	-19.9	20.2	40.0	19.8	107.7	147.8
2	671.992	36.9	-5.4	31.5	46.0	14.5	100.0	241.2

[IEEE802.11g / 2412MHz]

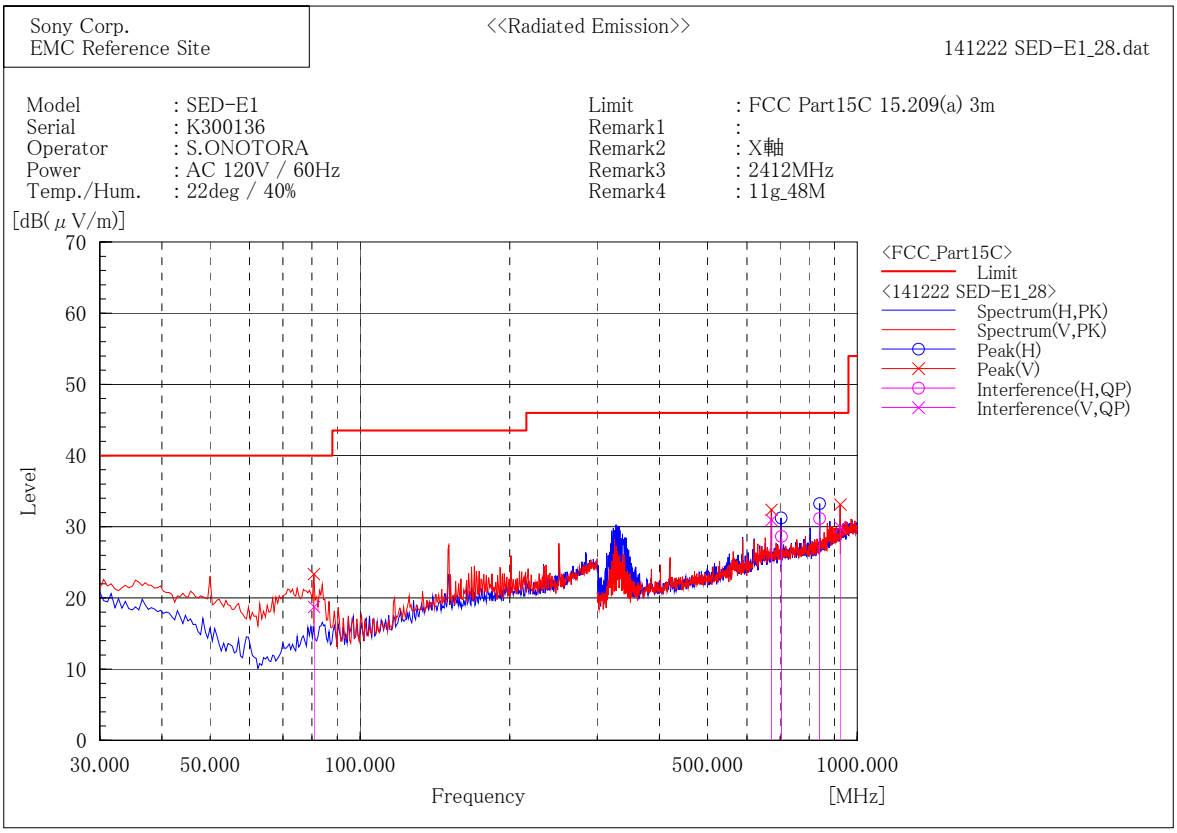

Final Result

--- Horizontal Polarization (QP)---

No.	Frequency [MHz]	Reading [dB(μV)]	c.f [dB(1/m)]	Result [dB(μV/m)]	Limit [dB(μV/m)]	Margin [dB]	Height [cm]	Angle [°]
1	703.500	33.6	-4.9	28.7	46.0	17.3	133.0	207.1
2	839.980	34.9	-3.7	31.2	46.0	14.8	100.0	193.1

--- Vertical Polarization (QP)---

No.	Frequency [MHz]	Reading [dB(μV)]	c.f [dB(1/m)]	Result [dB(μV/m)]	Limit [dB(μV/m)]	Margin [dB]	Height [cm]	Angle [°]
1	80.920	39.1	-20.4	18.7	40.0	21.3	100.2	157.1
2	672.004	36.4	-5.4	31.0	46.0	15.0	100.0	255.1
3	924.010	31.5	-1.6	29.9	46.0	16.1	109.4	156.2

[IEEE802.11g / 2437MHz]

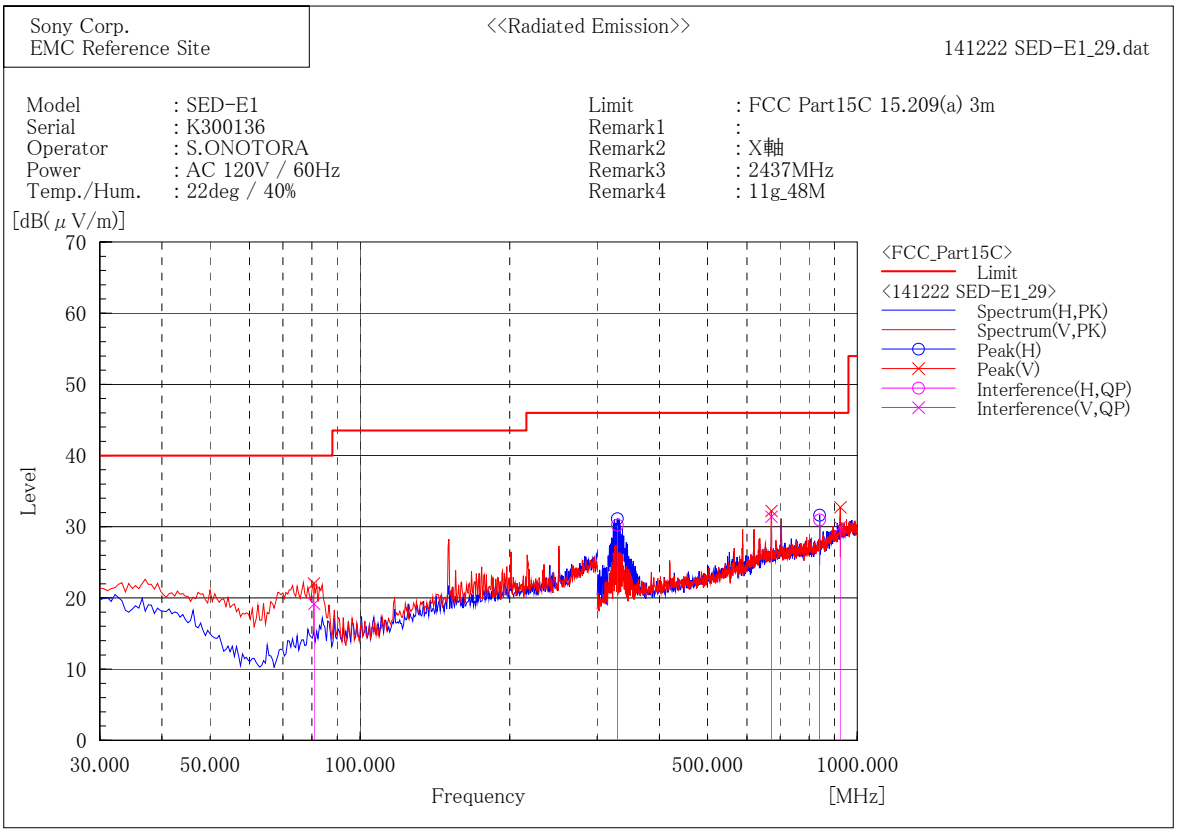

Final Result

--- Horizontal Polarization (QP)---

No.	Frequency [MHz]	Reading [dB(μV)]	c.f [dB(1/m)]	Result [dB(μV/m)]	Limit [dB(μV/m)]	Margin [dB]	Height [cm]	Angle [°]
1	329.500	41.3	-11.1	30.2	46.0	15.8	100.0	134.2
2	839.990	34.7	-3.7	31.0	46.0	15.0	100.0	190.2

--- Vertical Polarization (QP)---

No.	Frequency [MHz]	Reading [dB(μV)]	c.f [dB(1/m)]	Result [dB(μV/m)]	Limit [dB(μV/m)]	Margin [dB]	Height [cm]	Angle [°]
1	80.906	39.6	-20.4	19.2	40.0	20.8	100.0	185.9
2	671.990	36.8	-5.4	31.4	46.0	14.6	100.0	243.4
3	924.000	31.5	-1.6	29.9	46.0	16.1	118.6	155.8

[IEEE802.11g / 2462MHz]

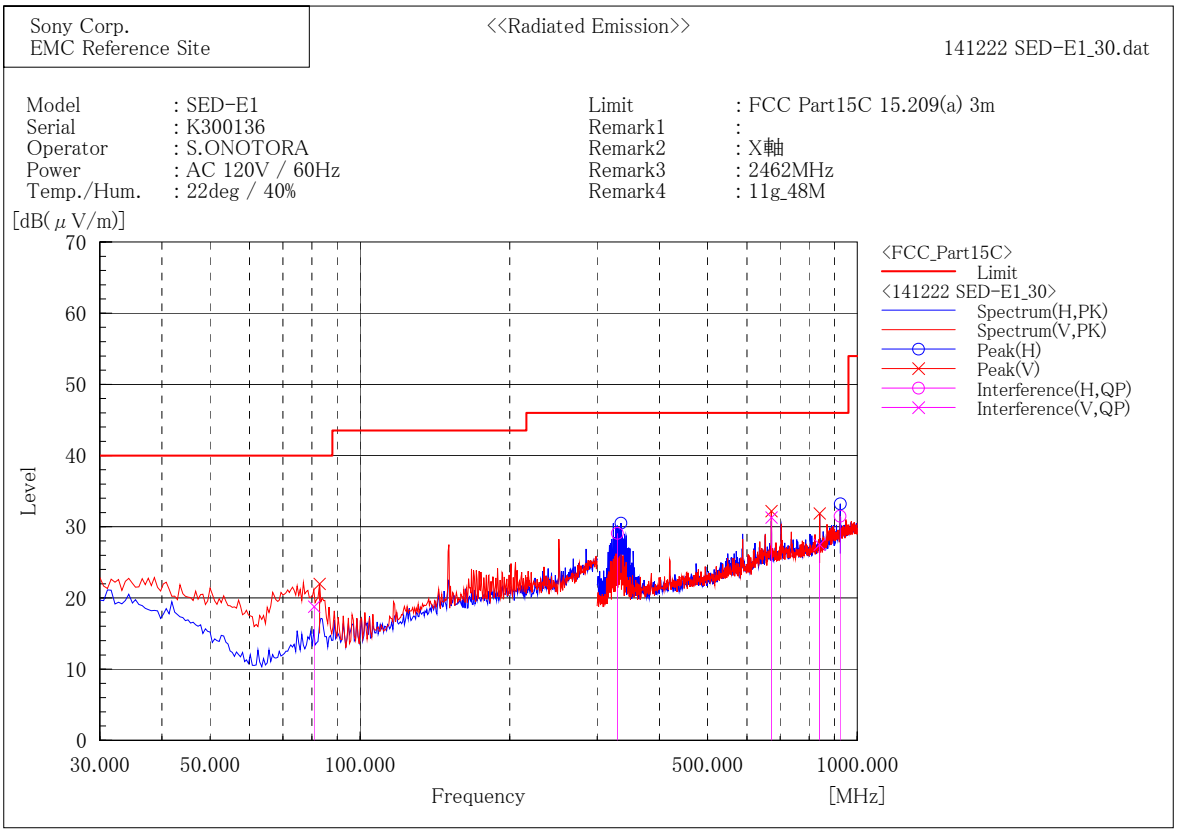

Final Result

--- Horizontal Polarization (QP)---

No.	Frequency [MHz]	Reading [dB(μV)]	c.f [dB(1/m)]	Result [dB(μV/m)]	Limit [dB(μV/m)]	Margin [dB]	Height [cm]	Angle [°]
1	329.340	40.2	-11.1	29.1	46.0	16.9	100.0	129.7
2	923.980	33.1	-1.6	31.5	46.0	14.5	100.0	207.0

--- Vertical Polarization (QP)---

No.	Frequency [MHz]	Reading [dB(μV)]	c.f [dB(1/m)]	Result [dB(μV/m)]	Limit [dB(μV/m)]	Margin [dB]	Height [cm]	Angle [°]
1	80.866	39.2	-20.4	18.8	40.0	21.2	100.0	147.2
2	672.010	36.7	-5.4	31.3	46.0	14.7	100.0	239.9
3	840.000	31.2	-3.7	27.5	46.0	18.5	100.0	293.2

[IEEE802.11n (HT20) / 2412MHz]

Sony Corp.
EMC Reference Site

<<Radiated Emission>>

141222 SED-E1_31.dat

Model	: SED-E1	Limit	: FCC Part15C 15.209(a) 3m
Serial	: K300136	Remark1	:
Operator	: S.ONOTORA	Remark2	: X軸
Power	: AC 120V / 60Hz	Remark3	: 2412MHz
Temp./Hum.	: 22deg / 40%	Remark4	: 11n_MCS6

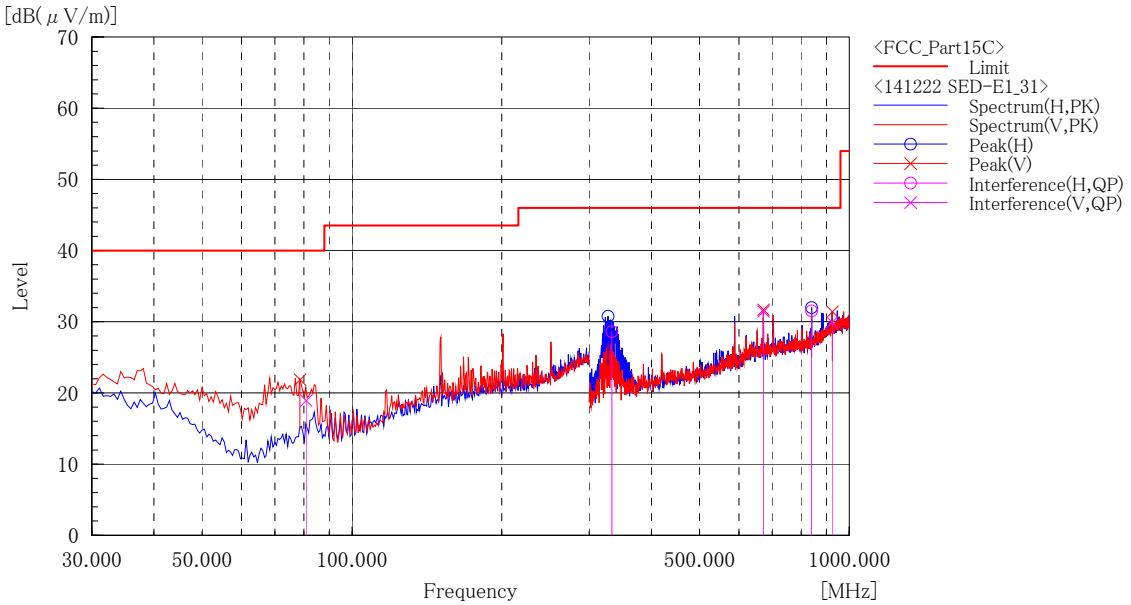

Final Result

--- Horizontal Polarization (QP)---

No.	Frequency [MHz]	Reading [dB(μV)]	c.f [dB(1/m)]	Result [dB(μV/m)]	Limit [dB(μV/m)]	Margin [dB]	Height [cm]	Angle [°]
1	333.310	39.6	-11.0	28.6	46.0	17.4	100.0	125.2
2	840.010	35.2	-3.7	31.5	46.0	14.5	100.0	191.1

--- Vertical Polarization (QP)---

No.	Frequency [MHz]	Reading [dB(μV)]	c.f [dB(1/m)]	Result [dB(μV/m)]	Limit [dB(μV/m)]	Margin [dB]	Height [cm]	Angle [°]
1	80.918	39.3	-20.4	18.9	40.0	21.1	100.0	197.8
2	671.980	36.9	-5.4	31.5	46.0	14.5	100.0	241.1
3	924.010	31.6	-1.6	30.0	46.0	16.0	111.8	160.7

[IEEE802.11n (HT20) / 2437MHz]

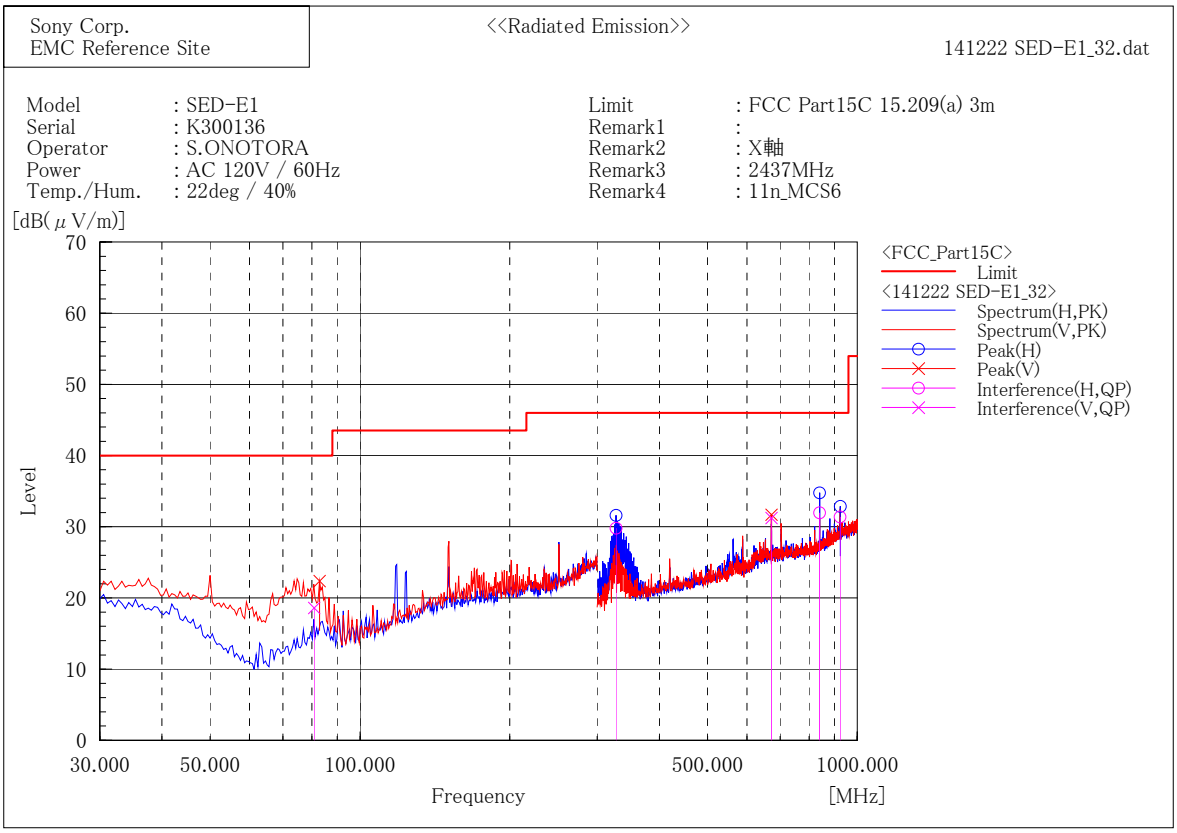

Final Result

--- Horizontal Polarization (QP)---

No.	Frequency [MHz]	Reading [dB(μV)]	c.f [dB(1/m)]	Result [dB(μV/m)]	Limit [dB(μV/m)]	Margin [dB]	Height [cm]	Angle [°]
1	327.500	40.9	-11.1	29.8	46.0	16.2	100.0	137.3
2	840.000	35.7	-3.7	32.0	46.0	14.0	100.0	199.9
3	923.960	33.0	-1.6	31.4	46.0	14.6	100.0	207.9

--- Vertical Polarization (QP)---

No.	Frequency [MHz]	Reading [dB(μV)]	c.f [dB(1/m)]	Result [dB(μV/m)]	Limit [dB(μV/m)]	Margin [dB]	Height [cm]	Angle [°]
1	80.918	39.0	-20.4	18.6	40.0	21.4	100.0	218.9
2	672.000	36.6	-5.4	31.2	46.0	14.8	100.0	249.4

[IEEE802.11n (HT20) / 2462MHz]

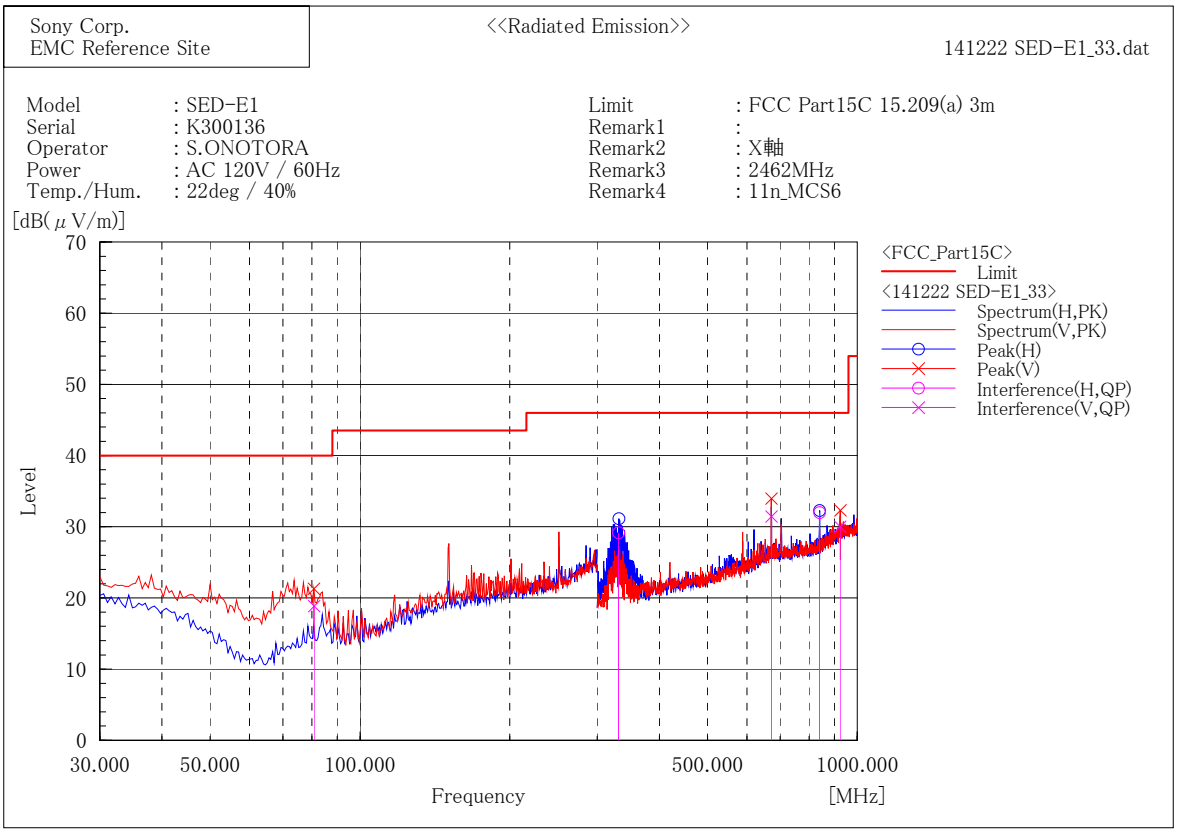

Final Result

--- Horizontal Polarization (QP)---

No.	Frequency [MHz]	Reading [dB(μV)]	c.f [dB(1/m)]	Result [dB(μV/m)]	Limit [dB(μV/m)]	Margin [dB]	Height [cm]	Angle [°]
1	331.360	40.3	-11.1	29.2	46.0	16.8	100.0	125.4
2	839.990	35.7	-3.7	32.0	46.0	14.0	100.0	194.7

--- Vertical Polarization (QP)---

No.	Frequency [MHz]	Reading [dB(μV)]	c.f [dB(1/m)]	Result [dB(μV/m)]	Limit [dB(μV/m)]	Margin [dB]	Height [cm]	Angle [°]
1	80.888	39.3	-20.4	18.9	40.0	21.1	100.0	181.1
2	671.998	36.8	-5.4	31.4	46.0	14.6	100.0	241.0
3	924.000	31.6	-1.6	30.0	46.0	16.0	117.2	143.2

1GHz - 6 GHz
[IEEE802.11b / 2412MHz]

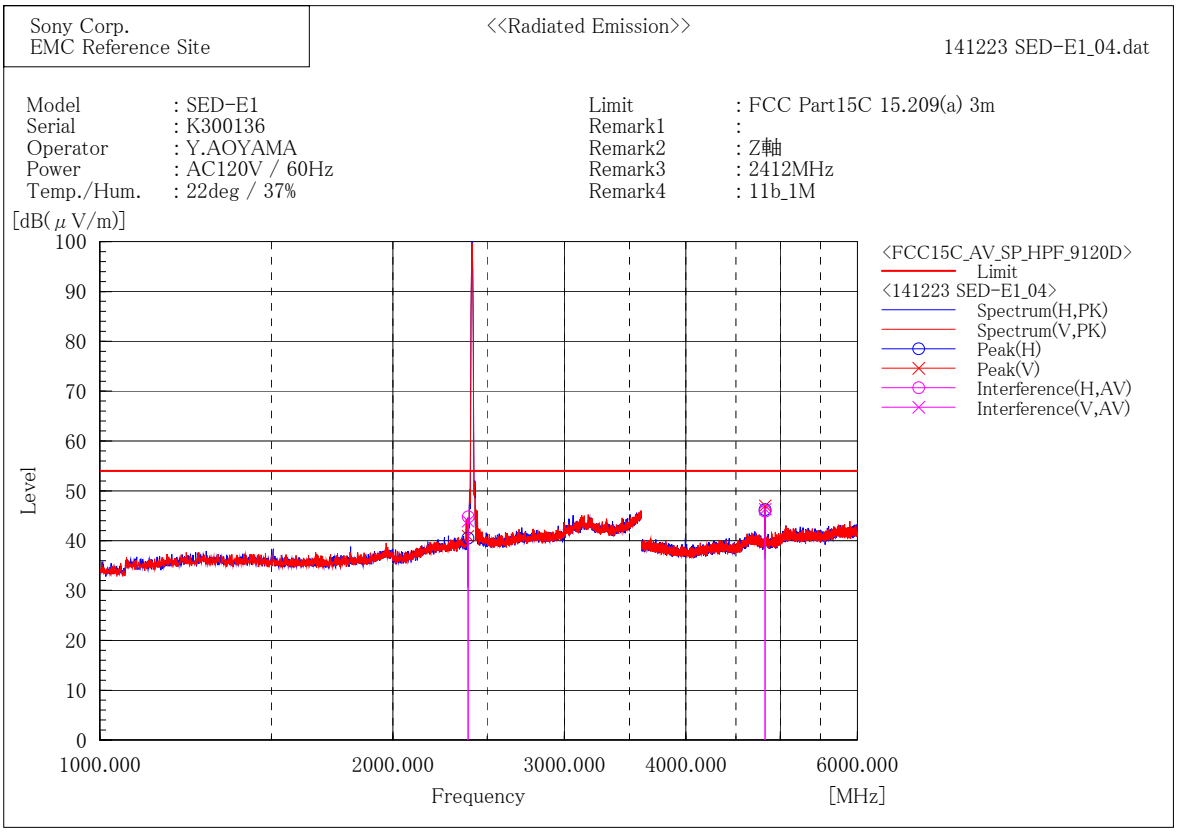

Final Result

--- Horizontal Polarization (AV)---

No.	Frequency [MHz]	Reading [dB(μV)]	c.f [dB(1/m)]	Result [dB(μV/m)]	Limit [dB(μV/m)]	Margin [dB]	Height [cm]	Angle [°]
1	2390.000	45.7	-0.9	44.8	54.0	9.2	323.0	320.3
2	4823.960	41.0	4.9	45.9	54.0	8.1	357.5	198.0

--- Vertical Polarization (AV)---

No.	Frequency [MHz]	Reading [dB(μV)]	c.f [dB(1/m)]	Result [dB(μV/m)]	Limit [dB(μV/m)]	Margin [dB]	Height [cm]	Angle [°]
1	2389.227	44.8	-0.9	43.9	54.0	10.1	350.6	305.5
2	4823.958	41.4	4.9	46.3	54.0	7.7	213.9	193.1

Sony Corp.
EMC Reference Site

<<Radiated Emission>>

141223 SED-E1_05.dat

Model	: SED-E1	Limit	: FCC Part15C 15.209(a) 3m
Serial	: K300136	Remark1	:
Operator	: Y.AOYAMA	Remark2	: Z軸
Power	: AC120V / 60Hz	Remark3	: 2412MHz
Temp./Hum.	: 22deg / 37%	Remark4	: 11b_1M

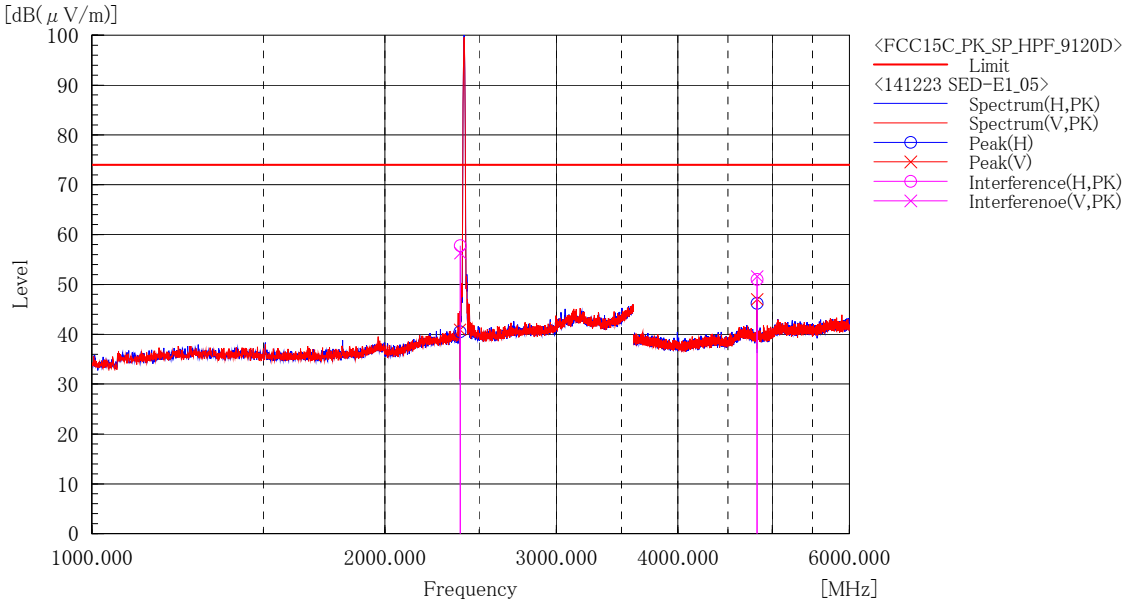

Final Result

--- Horizontal Polarization (PK)---

No.	Frequency [MHz]	Reading [dB(μV)]	c.f [dB(1/m)]	Result [dB(μV/m)]	Limit [dB(μV/m)]	Margin [dB]	Height [cm]	Angle [°]
1	2390.000	58.7	-0.9	57.8	74.0	16.2	323.0	320.3
2	4823.951	46.1	4.9	51.0	74.0	23.0	351.3	191.1

--- Vertical Polarization (PK)---

No.	Frequency [MHz]	Reading [dB(μV)]	c.f [dB(1/m)]	Result [dB(μV/m)]	Limit [dB(μV/m)]	Margin [dB]	Height [cm]	Angle [°]
1	2390.000	57.2	-0.9	56.3	74.0	17.7	332.6	306.4
2	4823.976	46.7	4.9	51.6	74.0	22.4	212.3	198.1

[IEEE802.11b / 2437MHz]

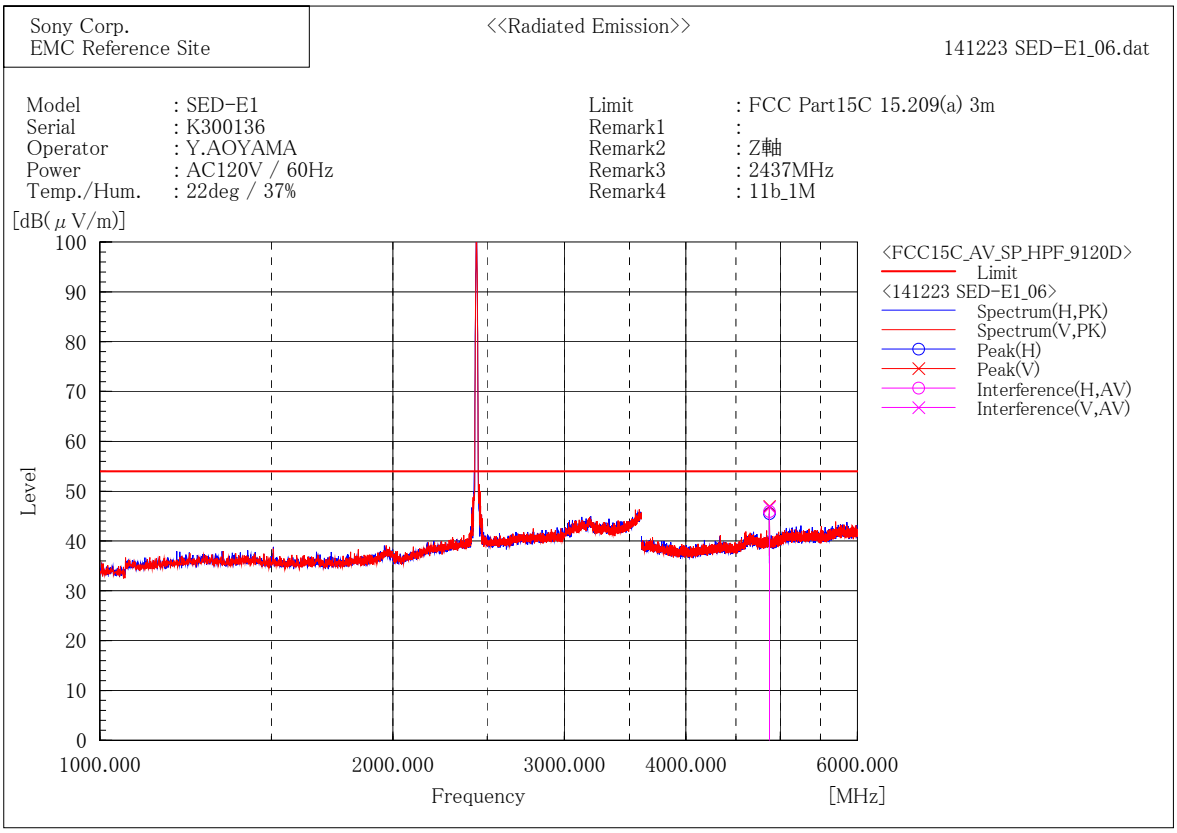

Final Result

--- Horizontal Polarization (AV)---

No.	Frequency [MHz]	Reading [dB(μV)]	c.f [dB(1/m)]	Result [dB(μV/m)]	Limit [dB(μV/m)]	Margin [dB]	Height [cm]	Angle [°]
1	4873.963	41.0	4.9	45.9	54.0	8.1	431.0	197.7

--- Vertical Polarization (AV)---

No.	Frequency [MHz]	Reading [dB(μV)]	c.f [dB(1/m)]	Result [dB(μV/m)]	Limit [dB(μV/m)]	Margin [dB]	Height [cm]	Angle [°]
1	4873.961	41.9	4.9	46.8	54.0	7.2	232.0	203.1

Sony Corp.
EMC Reference Site

<<Radiated Emission>>

141223 SED-E1_07.dat

Model	: SED-E1	Limit	: FCC Part15C 15.209(a) 3m
Serial	: K300136	Remark1	:
Operator	: Y.AOYAMA	Remark2	: Z軸
Power	: AC120V / 60Hz	Remark3	: 2437MHz
Temp./Hum.	: 22deg / 37%	Remark4	: 11b_1M

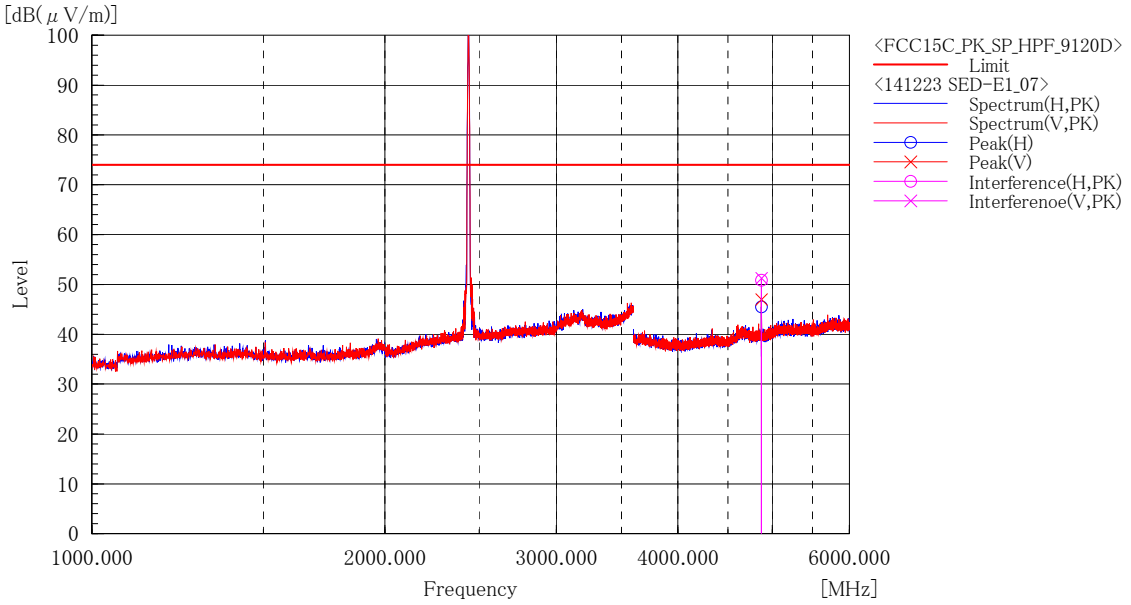

Final Result

--- Horizontal Polarization (PK)---

No.	Frequency [MHz]	Reading [dB(μV)]	c.f [dB(1/m)]	Result [dB(μV/m)]	Limit [dB(μV/m)]	Margin [dB]	Height [cm]	Angle [°]
1	4873.966	46.0	4.9	50.9	74.0	23.1	431.0	197.1

--- Vertical Polarization (PK)---

No.	Frequency [MHz]	Reading [dB(μV)]	c.f [dB(1/m)]	Result [dB(μV/m)]	Limit [dB(μV/m)]	Margin [dB]	Height [cm]	Angle [°]
1	4873.956	46.3	4.9	51.2	74.0	22.8	230.6	194.7

[IEEE802.11b / 2462MHz]

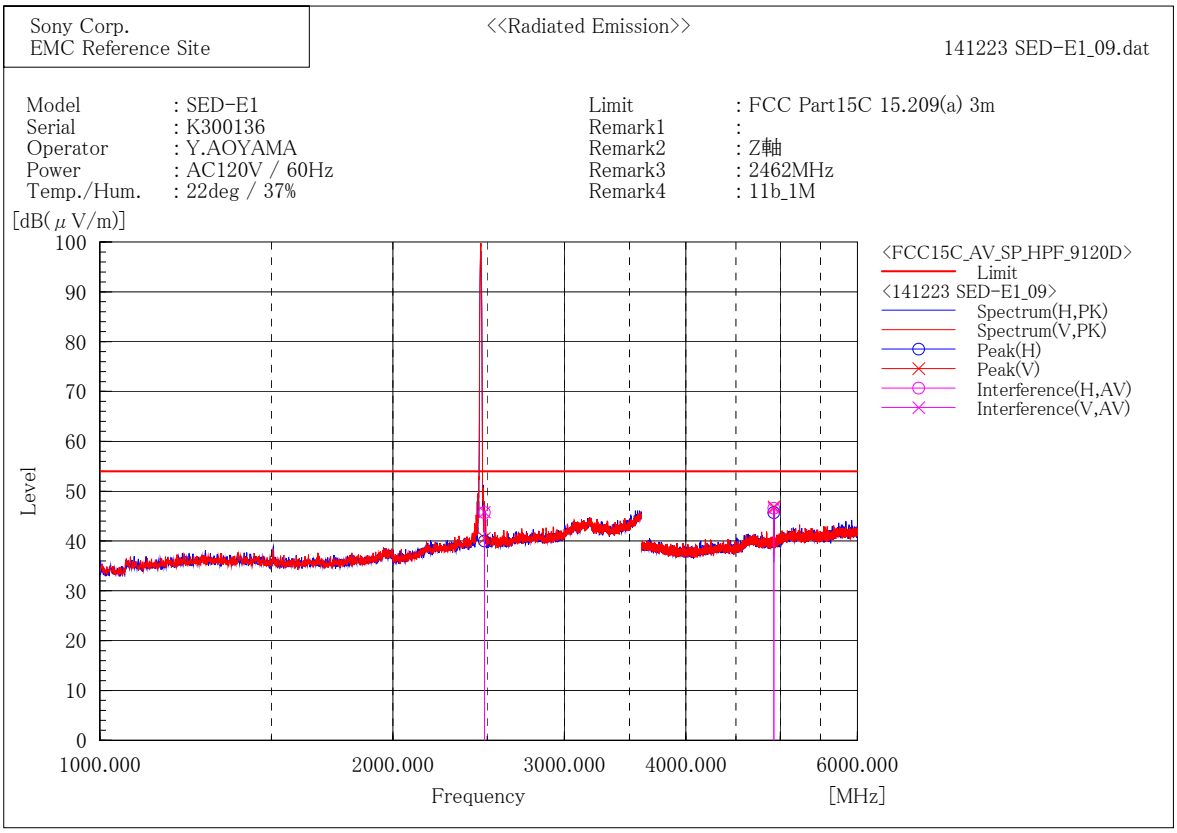

Final Result

--- Horizontal Polarization (AV)---

No.	Frequency [MHz]	Reading [dB(μV)]	c.f [dB(1/m)]	Result [dB(μV/m)]	Limit [dB(μV/m)]	Margin [dB]	Height [cm]	Angle [°]
1	2483.500	46.6	-0.9	45.7	54.0	8.3	431.0	301.7
2	4923.961	41.6	5.0	46.6	54.0	7.4	296.0	177.1

--- Vertical Polarization (AV)---

No.	Frequency [MHz]	Reading [dB(μV)]	c.f [dB(1/m)]	Result [dB(μV/m)]	Limit [dB(μV/m)]	Margin [dB]	Height [cm]	Angle [°]
1	2483.500	46.7	-0.9	45.8	54.0	8.2	160.4	16.4
2	4923.957	41.6	5.0	46.6	54.0	7.4	178.6	222.2

Sony Corp.
EMC Reference Site

<<Radiated Emission>>

141223 SED-E1_08.dat

Model	: SED-E1	Limit	: FCC Part15C 15.209(a) 3m
Serial	: K300136	Remark1	:
Operator	: Y.AOYAMA	Remark2	: Z軸
Power	: AC120V / 60Hz	Remark3	: 2462MHz
Temp./Hum.	: 22deg / 37%	Remark4	: 11b_1M

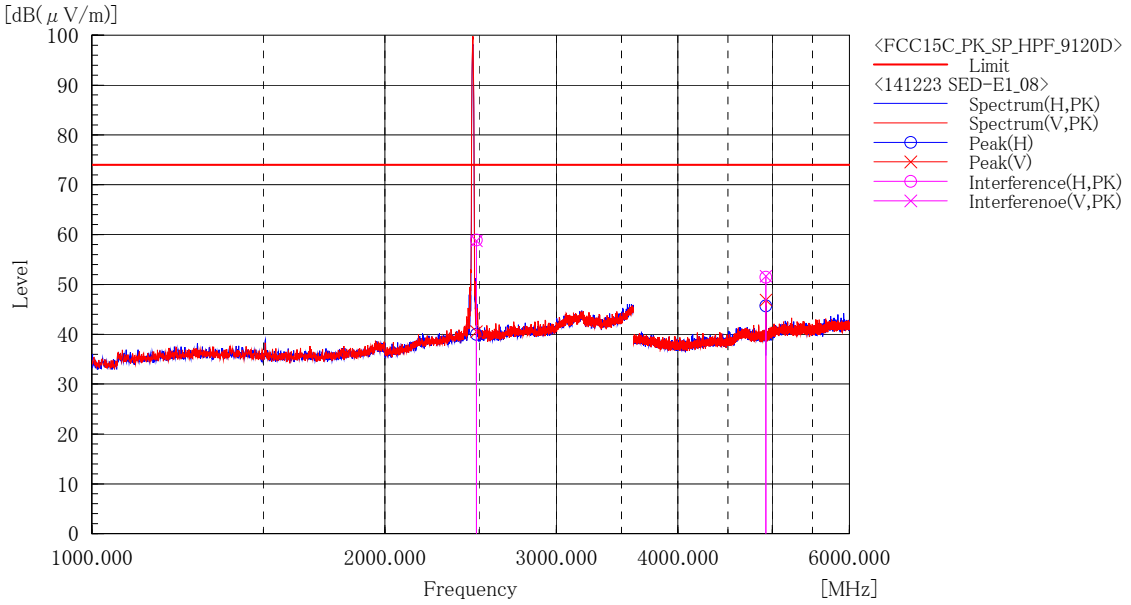

Final Result

--- Horizontal Polarization (PK)---

No.	Frequency [MHz]	Reading [dB(μV)]	c.f [dB(1/m)]	Result [dB(μV/m)]	Limit [dB(μV/m)]	Margin [dB]	Height [cm]	Angle [°]
1	2483.500	59.8	-0.9	58.9	74.0	15.1	431.0	301.4
2	4923.951	46.5	5.0	51.5	74.0	22.5	297.9	178.2

--- Vertical Polarization (PK)---

No.	Frequency [MHz]	Reading [dB(μV)]	c.f [dB(1/m)]	Result [dB(μV/m)]	Limit [dB(μV/m)]	Margin [dB]	Height [cm]	Angle [°]
1	2483.500	59.7	-0.9	58.8	74.0	15.2	163.9	11.9
2	4923.969	46.7	5.0	51.7	74.0	22.3	182.3	223.4

[IEEE802.11g / 2412MHz]

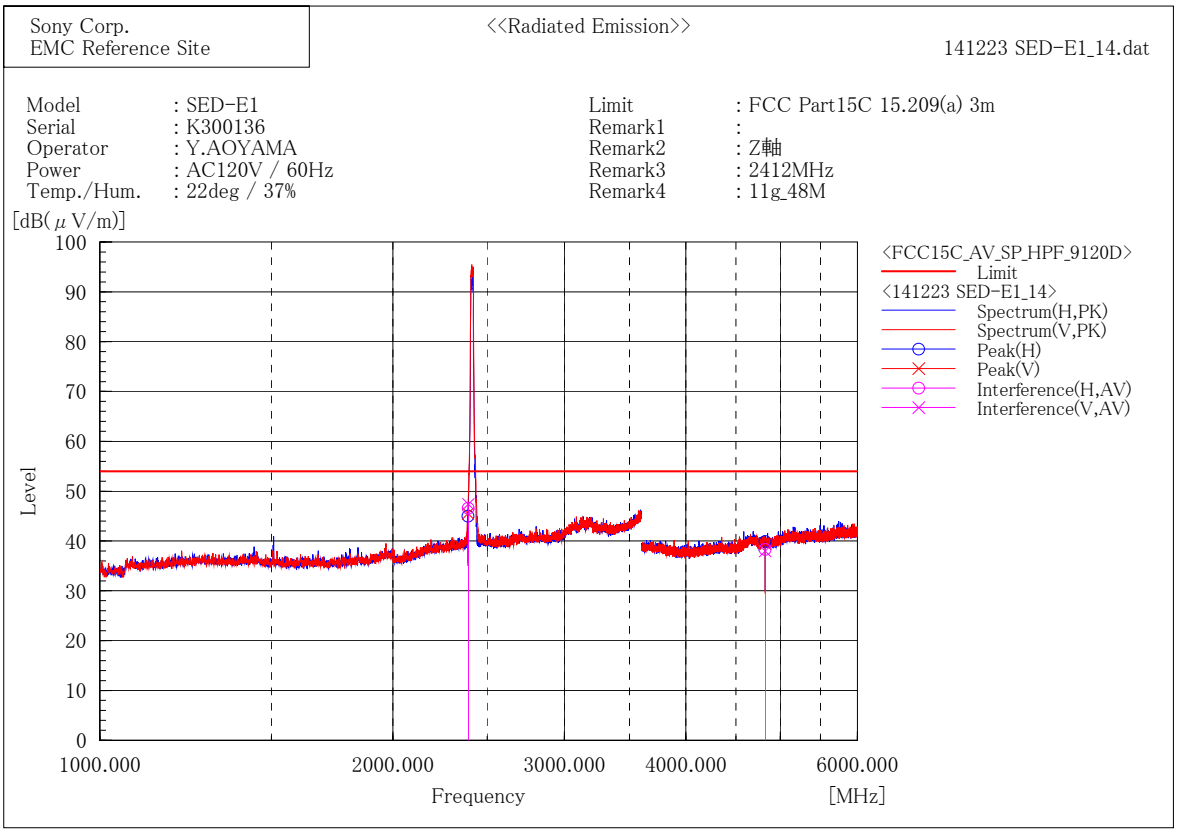

Final Result

--- Horizontal Polarization (AV)---

No.	Frequency [MHz]	Reading [dB(μV)]	c.f [dB(1/m)]	Result [dB(μV/m)]	Limit [dB(μV/m)]	Margin [dB]	Height [cm]	Angle [°]
1	2390.000	47.5	-0.9	46.6	54.0	7.4	260.8	294.6
2	4823.871	33.4	4.9	38.3	54.0	15.7	189.0	151.8

--- Vertical Polarization (AV)---

No.	Frequency [MHz]	Reading [dB(μV)]	c.f [dB(1/m)]	Result [dB(μV/m)]	Limit [dB(μV/m)]	Margin [dB]	Height [cm]	Angle [°]
1	2390.000	48.3	-0.9	47.4	54.0	6.6	418.3	305.1
2	4823.957	33.1	4.9	38.0	54.0	16.0	113.3	144.8

Sony Corp.
EMC Reference Site

<<Radiated Emission>>

141223 SED-E1_15.dat

Model	: SED-E1	Limit	: FCC Part15C 15.209(a) 3m
Serial	: K300136	Remark1	:
Operator	: Y.AOYAMA	Remark2	: Z軸
Power	: AC120V / 60Hz	Remark3	: 2412MHz
Temp./Hum.	: 22deg / 37%	Remark4	: 11g_48M

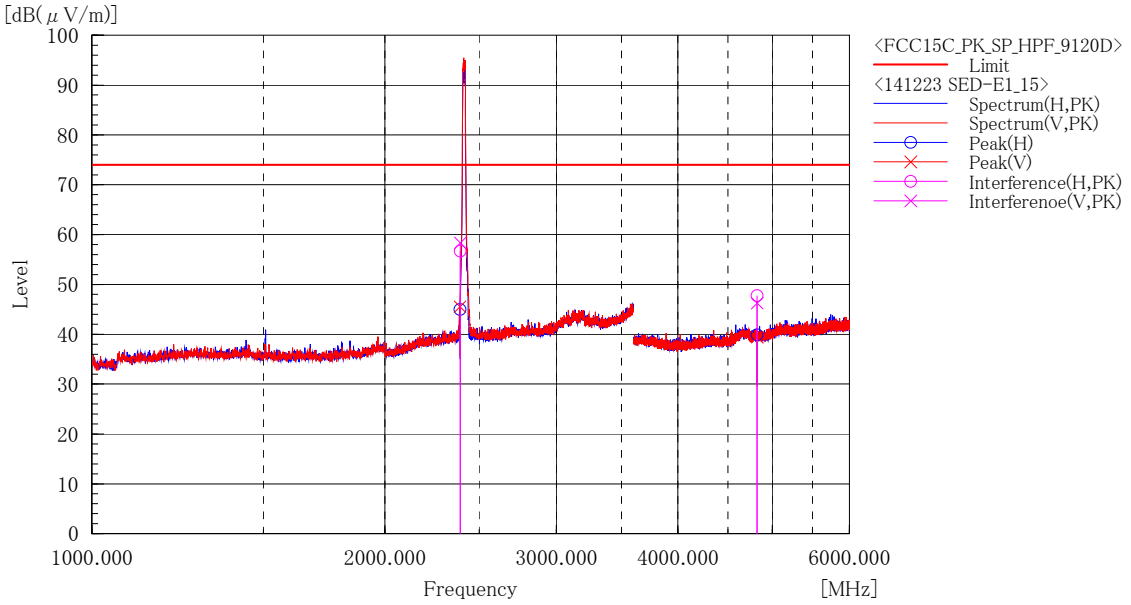

Final Result

--- Horizontal Polarization (PK)---

No.	Frequency [MHz]	Reading [dB(μV)]	c.f [dB(1/m)]	Result [dB(μV/m)]	Limit [dB(μV/m)]	Margin [dB]	Height [cm]	Angle [°]
1	2390.000	57.6	-0.9	56.7	74.0	17.3	260.8	282.4
2	4824.022	42.8	4.9	47.7	74.0	26.3	207.1	174.7

--- Vertical Polarization (PK)---

No.	Frequency [MHz]	Reading [dB(μV)]	c.f [dB(1/m)]	Result [dB(μV/m)]	Limit [dB(μV/m)]	Margin [dB]	Height [cm]	Angle [°]
1	2390.000	59.2	-0.9	58.3	74.0	15.7	407.4	282.2
2	4823.949	41.4	4.9	46.3	74.0	27.7	120.5	123.5

[IEEE802.11g / 2437MHz]

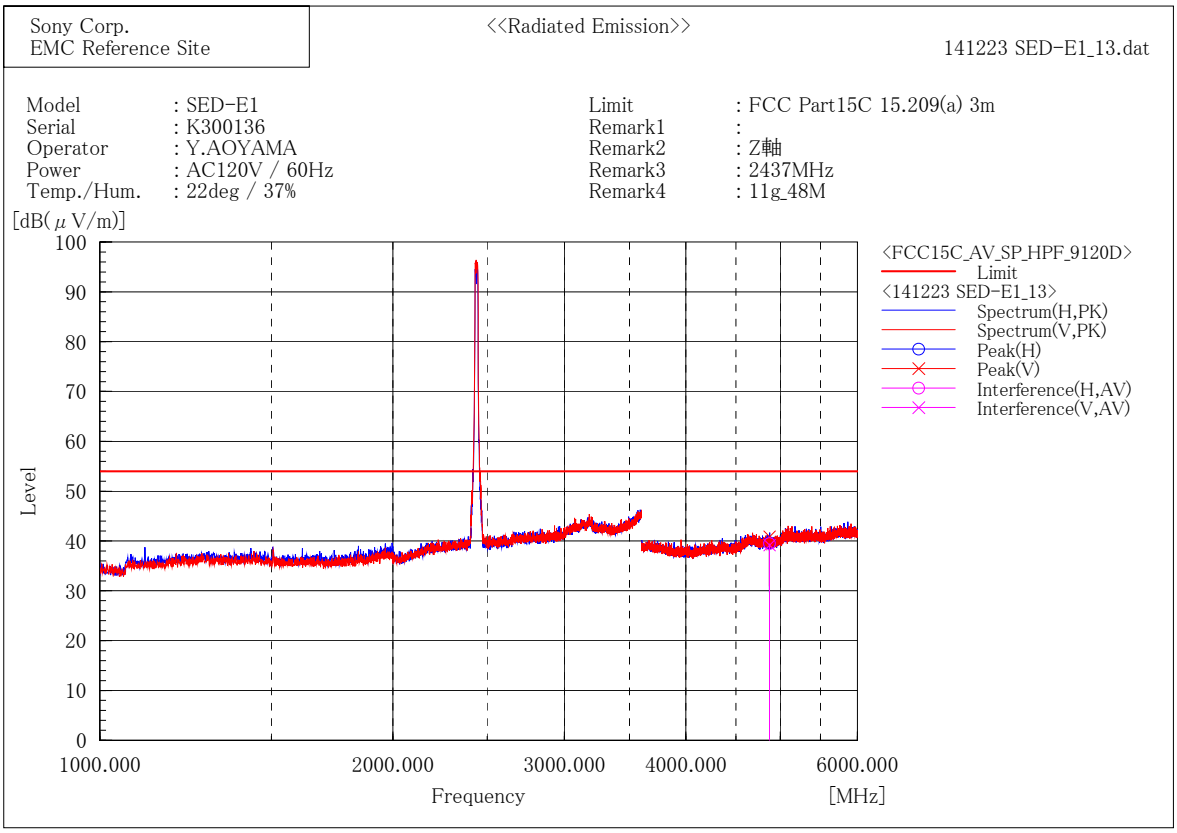

Final Result

--- Horizontal Polarization (AV)---

No.	Frequency [MHz]	Reading [dB(μV)]	c.f [dB(1/m)]	Result [dB(μV/m)]	Limit [dB(μV/m)]	Margin [dB]	Height [cm]	Angle [°]
1	4872.692	34.6	4.9	39.5	54.0	14.5	237.3	159.9

--- Vertical Polarization (AV)---

No.	Frequency [MHz]	Reading [dB(μV)]	c.f [dB(1/m)]	Result [dB(μV/m)]	Limit [dB(μV/m)]	Margin [dB]	Height [cm]	Angle [°]
1	4872.693	34.3	4.9	39.2	54.0	14.8	301.0	237.9

Sony Corp.
EMC Reference Site

<<Radiated Emission>>

141223 SED-E1_12.dat

Model	: SED-E1	Limit	: FCC Part15C 15.209(a) 3m
Serial	: K300136	Remark1	:
Operator	: Y.AOYAMA	Remark2	: Z軸
Power	: AC120V / 60Hz	Remark3	: 2437MHz
Temp./Hum.	: 22deg / 37%	Remark4	: 11g_48M

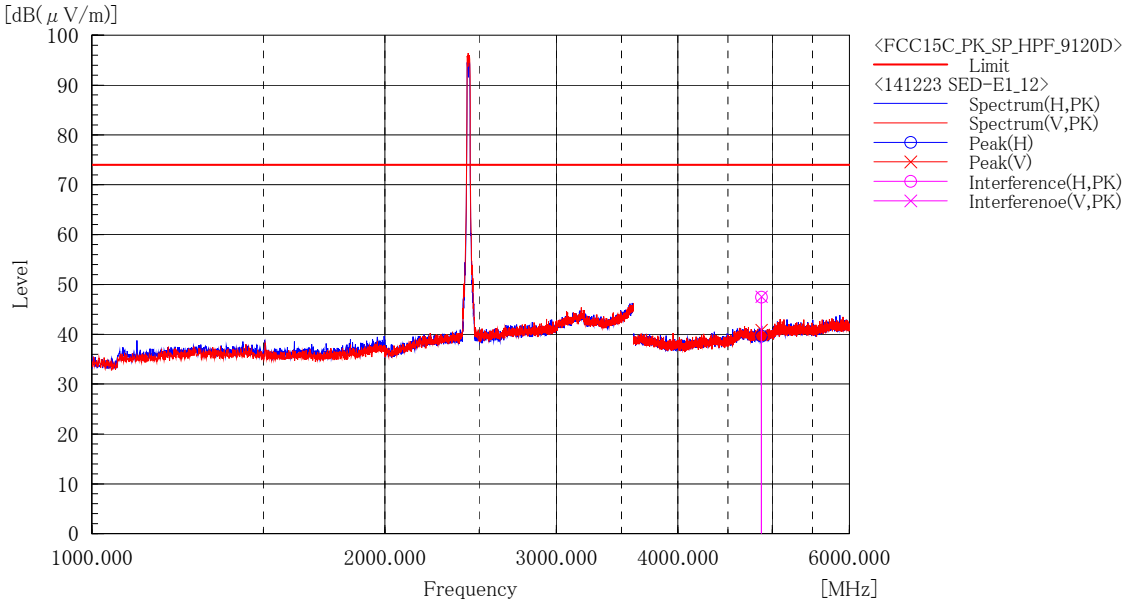

Final Result

--- Horizontal Polarization (PK)---

No.	Frequency [MHz]	Reading [dB(μV)]	c.f [dB(1/m)]	Result [dB(μV/m)]	Limit [dB(μV/m)]	Margin [dB]	Height [cm]	Angle [°]
1	4872.719	42.5	4.9	47.4	74.0	26.6	232.6	164.5

--- Vertical Polarization (PK)---

No.	Frequency [MHz]	Reading [dB(μV)]	c.f [dB(1/m)]	Result [dB(μV/m)]	Limit [dB(μV/m)]	Margin [dB]	Height [cm]	Angle [°]
1	4872.746	42.7	4.9	47.6	74.0	26.4	307.6	216.9

[IEEE802.11g / 2462MHz]

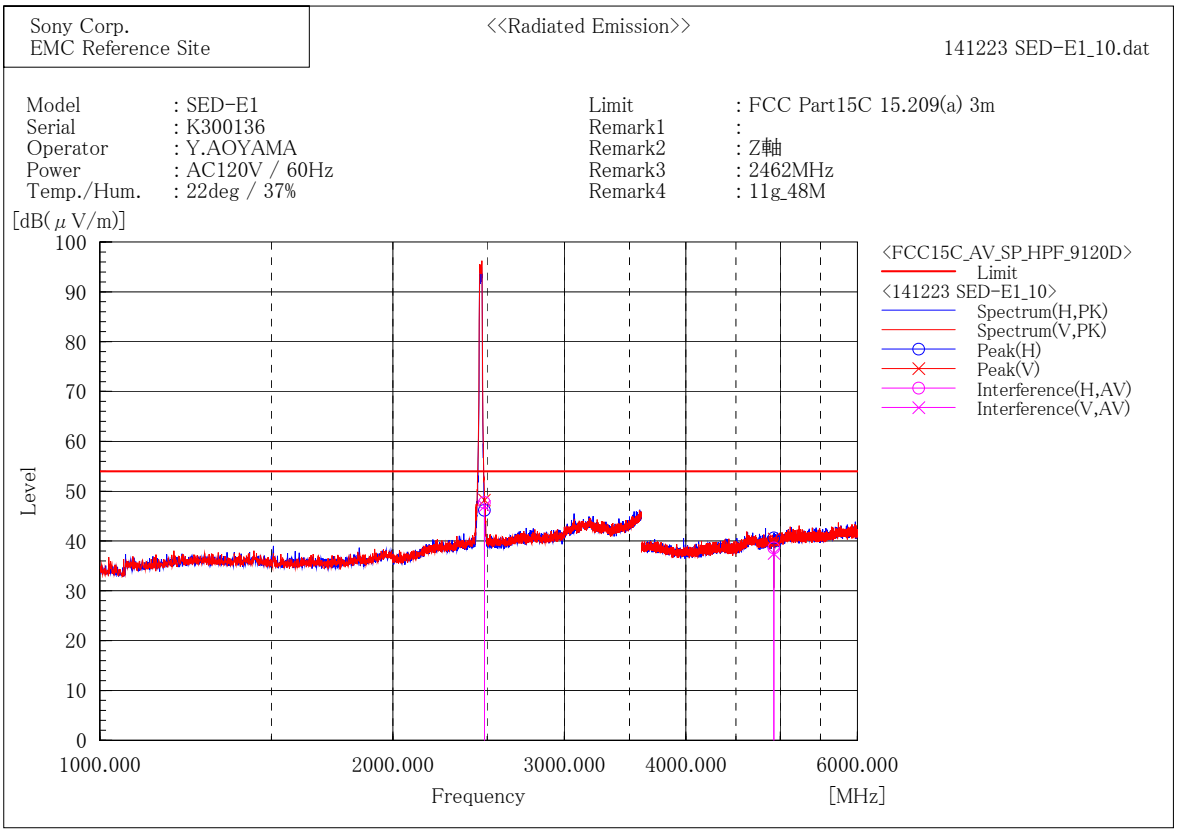

Final Result

--- Horizontal Polarization (AV)---

No.	Frequency [MHz]	Reading [dB(μV)]	c.f [dB(1/m)]	Result [dB(μV/m)]	Limit [dB(μV/m)]	Margin [dB]	Height [cm]	Angle [°]
1	2483.500	48.6	-0.9	47.7	54.0	6.3	291.8	276.4
2	4923.963	33.6	5.0	38.6	54.0	15.4	384.0	192.2

--- Vertical Polarization (AV)---

No.	Frequency [MHz]	Reading [dB(μV)]	c.f [dB(1/m)]	Result [dB(μV/m)]	Limit [dB(μV/m)]	Margin [dB]	Height [cm]	Angle [°]
1	2483.500	47.9	-0.9	47.0	54.0	7.0	107.3	176.2
2	4923.958	32.5	5.0	37.5	54.0	16.5	316.0	65.5

Sony Corp.
EMC Reference Site

<<Radiated Emission>>

141223 SED-E1_11.dat

Model	: SED-E1	Limit	: FCC Part15C 15.209(a) 3m
Serial	: K300136	Remark1	:
Operator	: Y.AOYAMA	Remark2	: Z軸
Power	: AC120V / 60Hz	Remark3	: 2462MHz
Temp./Hum.	: 22deg / 37%	Remark4	: 11g_48M

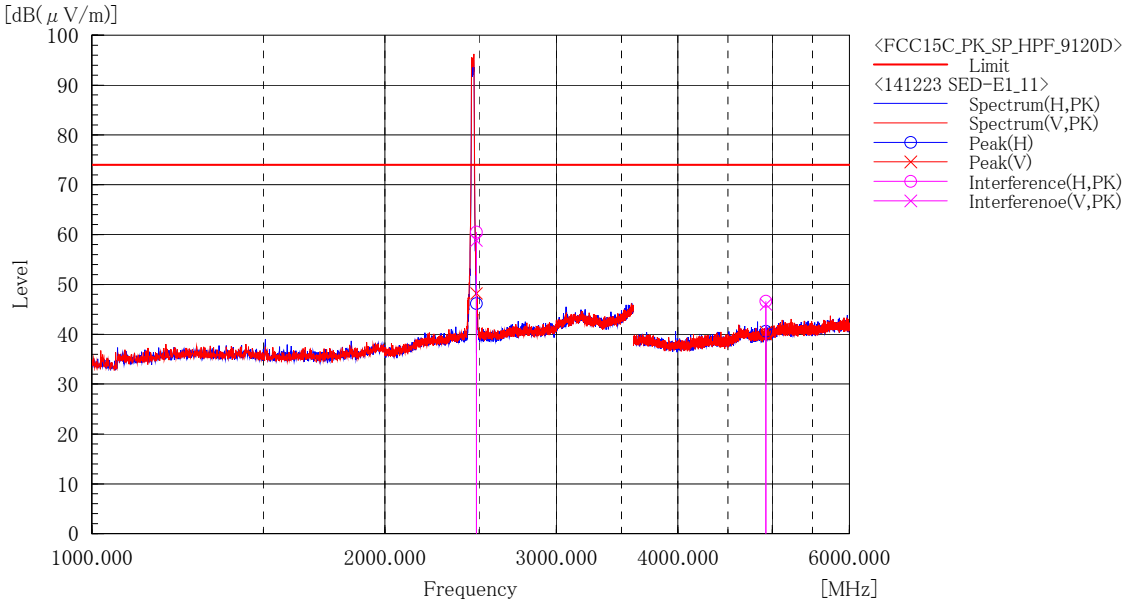

Final Result

--- Horizontal Polarization (PK)---

No.	Frequency [MHz]	Reading [dB(μV)]	c.f [dB(1/m)]	Result [dB(μV/m)]	Limit [dB(μV/m)]	Margin [dB]	Height [cm]	Angle [°]
1	2483.500	61.4	-0.9	60.5	74.0	13.5	288.5	286.7
2	4923.958	41.6	5.0	46.6	74.0	27.4	386.6	168.8

--- Vertical Polarization (PK)---

No.	Frequency [MHz]	Reading [dB(μV)]	c.f [dB(1/m)]	Result [dB(μV/m)]	Limit [dB(μV/m)]	Margin [dB]	Height [cm]	Angle [°]
1	2483.500	59.7	-0.9	58.8	74.0	15.2	101.1	179.4
2	4923.958	41.0	5.0	46.0	74.0	28.0	319.7	52.4

[IEEE802.11n (HT20) / 2412MHz]

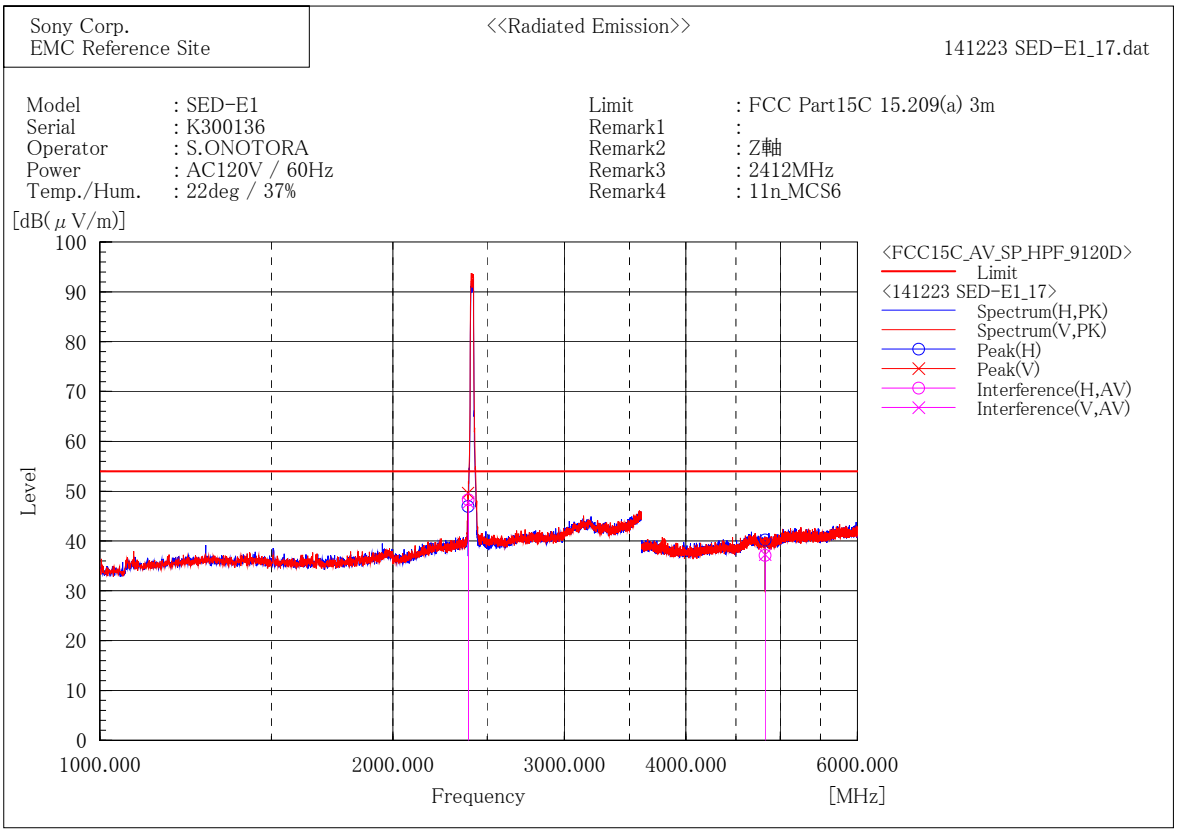

Final Result

--- Horizontal Polarization (AV)---

No.	Frequency [MHz]	Reading [dB(μV)]	c.f [dB(1/m)]	Result [dB(μV/m)]	Limit [dB(μV/m)]	Margin [dB]	Height [cm]	Angle [°]
1	2389.750	49.2	-0.9	48.3	54.0	5.7	328.1	320.4
2	4823.983	32.2	4.9	37.1	54.0	16.9	148.4	56.3

--- Vertical Polarization (AV)---

No.	Frequency [MHz]	Reading [dB(μV)]	c.f [dB(1/m)]	Result [dB(μV/m)]	Limit [dB(μV/m)]	Margin [dB]	Height [cm]	Angle [°]
1	2389.770	48.6	-0.9	47.7	54.0	6.3	265.3	172.8
2	4823.705	32.4	4.9	37.3	54.0	16.7	133.9	294.4

Sony Corp.
EMC Reference Site

<<Radiated Emission>>

141223 SED-E1_16.dat

Model	: SED-E1	Limit	: FCC Part15C 15.209(a) 3m
Serial	: K300136	Remark1	:
Operator	: S.ONOTORA	Remark2	: Z軸
Power	: AC120V / 60Hz	Remark3	: 2412MHz
Temp./Hum.	: 22deg / 37%	Remark4	: 11n_MCS6

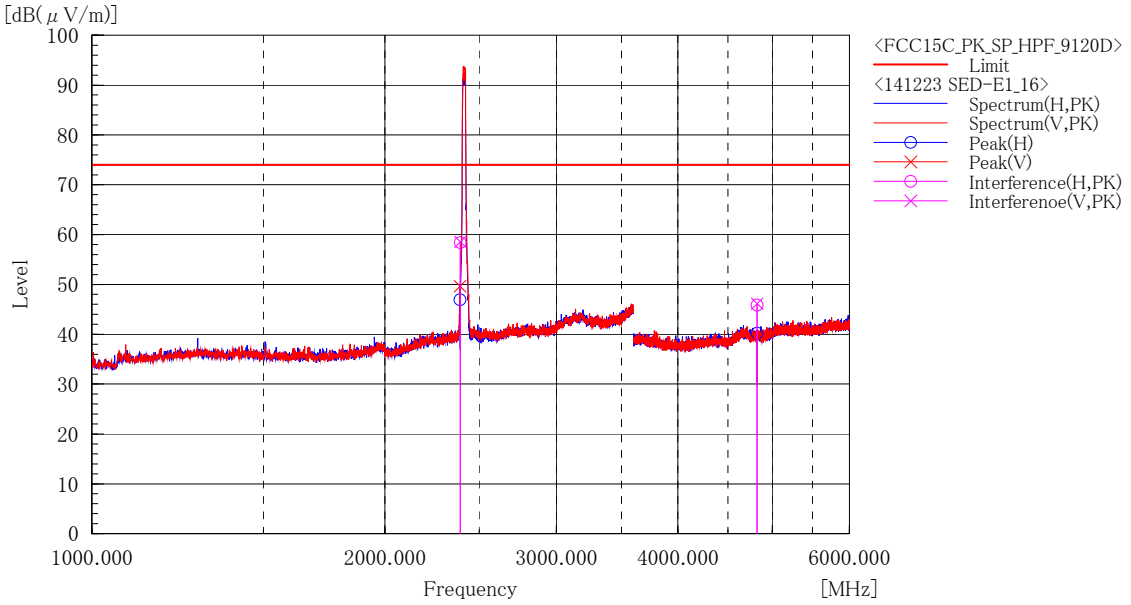

Final Result

--- Horizontal Polarization (PK)---

No.	Frequency [MHz]	Reading [dB(μV)]	c.f [dB(1/m)]	Result [dB(μV/m)]	Limit [dB(μV/m)]	Margin [dB]	Height [cm]	Angle [°]
1	2389.750	59.3	-0.9	58.4	74.0	15.6	328.1	320.3
2	4823.983	41.0	4.9	45.9	74.0	28.1	148.4	56.2

--- Vertical Polarization (PK)---

No.	Frequency [MHz]	Reading [dB(μV)]	c.f [dB(1/m)]	Result [dB(μV/m)]	Limit [dB(μV/m)]	Margin [dB]	Height [cm]	Angle [°]
1	2389.770	59.4	-0.9	58.5	74.0	15.5	265.3	172.7
2	4823.705	41.3	4.9	46.2	74.0	27.8	133.9	294.3

[IEEE802.11n (HT20) / 2437MHz]

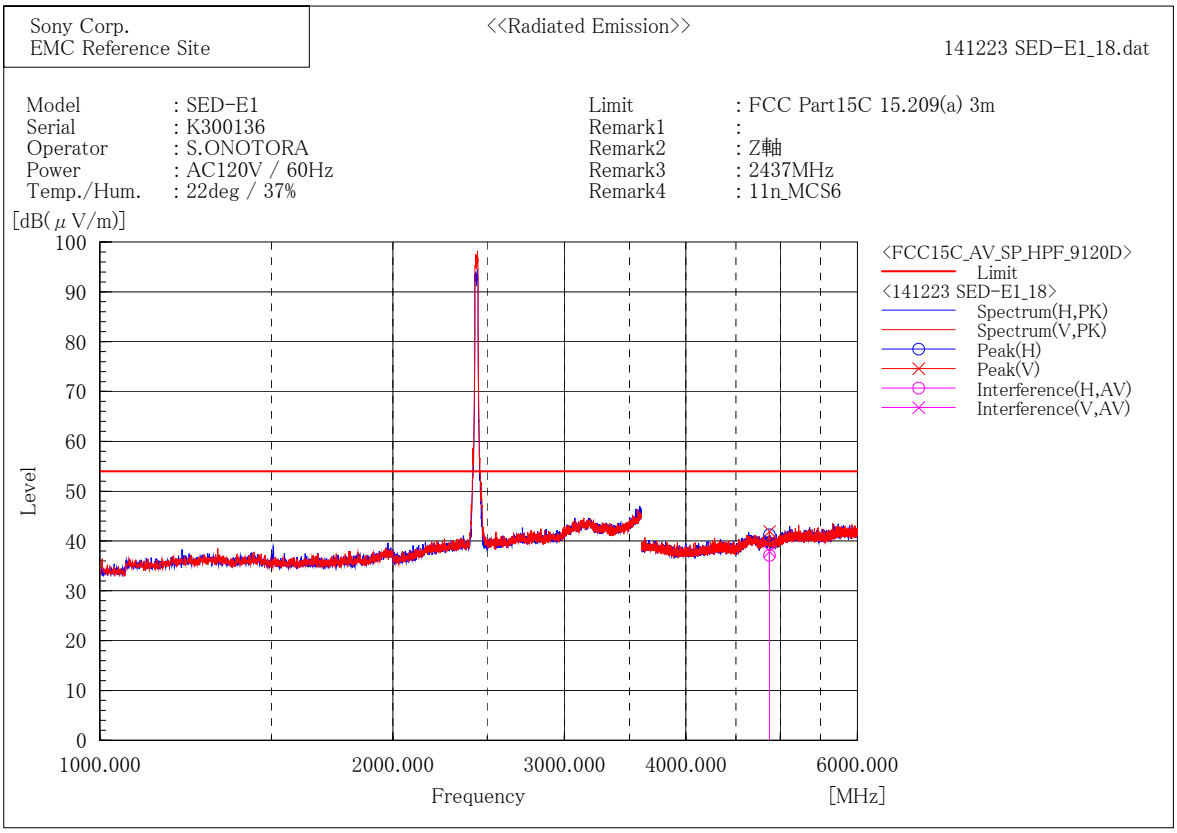

Final Result

--- Horizontal Polarization (AV)---

No.	Frequency [MHz]	Reading [dB(μV)]	c.f [dB(1/m)]	Result [dB(μV/m)]	Limit [dB(μV/m)]	Margin [dB]	Height [cm]	Angle [°]
1	4873.611	32.2	4.9	37.1	54.0	16.9	274.1	281.4

--- Vertical Polarization (AV)---

No.	Frequency [MHz]	Reading [dB(μV)]	c.f [dB(1/m)]	Result [dB(μV/m)]	Limit [dB(μV/m)]	Margin [dB]	Height [cm]	Angle [°]
1	4873.600	33.0	4.9	37.9	54.0	16.1	210.0	286.5

Sony Corp.
EMC Reference Site

<<Radiated Emission>>

141223 SED-E1_19.dat

Model	: SED-E1	Limit	: FCC Part15C 15.209(a) 3m
Serial	: K300136	Remark1	:
Operator	: S.ONOTORA	Remark2	: Z軸
Power	: AC120V / 60Hz	Remark3	: 2437MHz
Temp./Hum.	: 22deg / 37%	Remark4	: 11n_MCS6

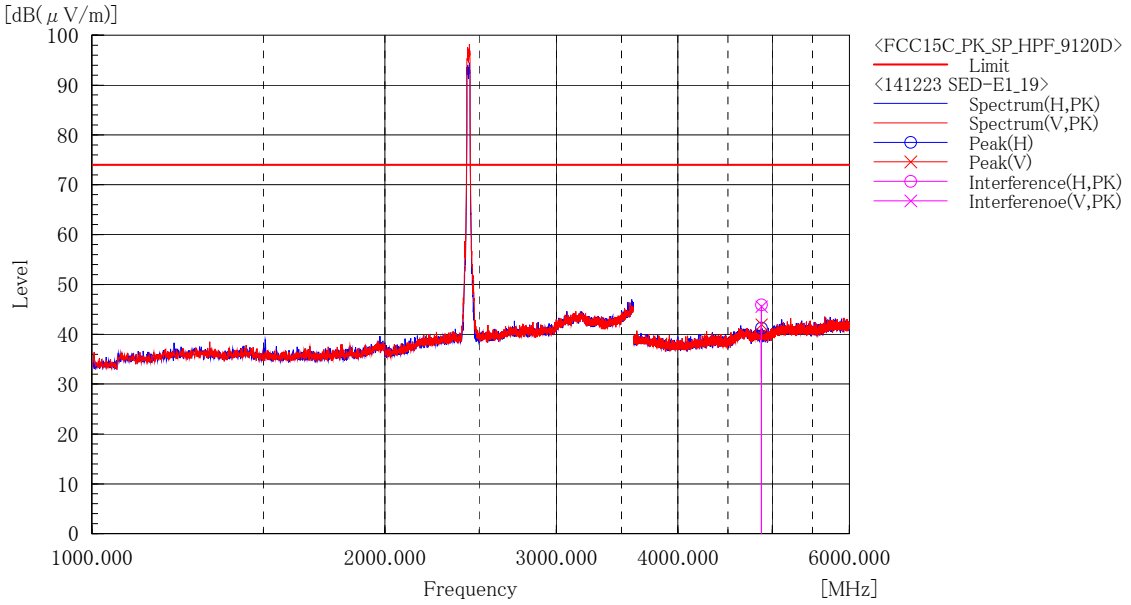

Final Result

--- Horizontal Polarization (PK)---

No.	Frequency [MHz]	Reading [dB(μV)]	c.f [dB(1/m)]	Result [dB(μV/m)]	Limit [dB(μV/m)]	Margin [dB]	Height [cm]	Angle [°]
1	4873.611	41.0	4.9	45.9	74.0	28.1	274.1	281.4

--- Vertical Polarization (PK)---

No.	Frequency [MHz]	Reading [dB(μV)]	c.f [dB(1/m)]	Result [dB(μV/m)]	Limit [dB(μV/m)]	Margin [dB]	Height [cm]	Angle [°]
1	4873.600	40.7	4.9	45.6	74.0	28.4	210.0	286.6

[IEEE802.11n (HT20) / 2462MHz]

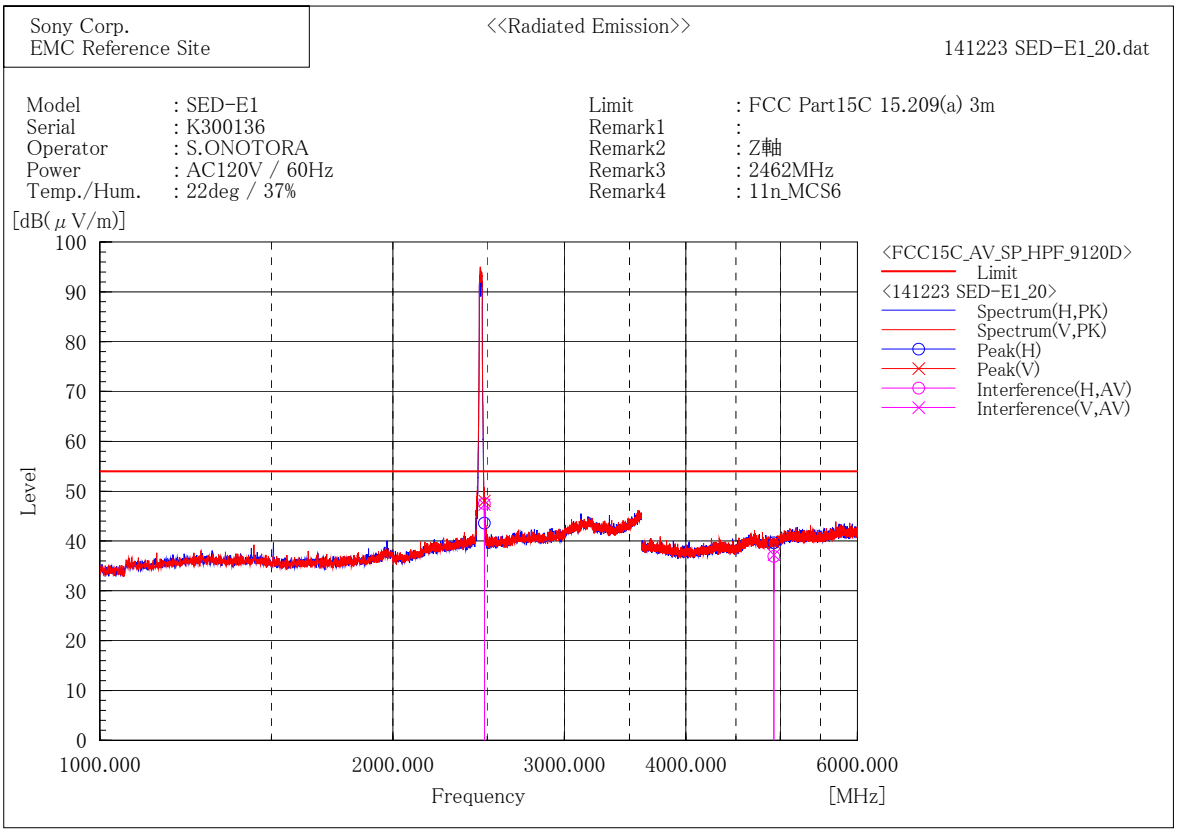

Final Result

--- Horizontal Polarization (AV)---

No.	Frequency [MHz]	Reading [dB(μV)]	c.f [dB(1/m)]	Result [dB(μV/m)]	Limit [dB(μV/m)]	Margin [dB]	Height [cm]	Angle [°]
1	2483.500	48.4	-0.9	47.5	54.0	6.5	293.5	282.5
2	4923.688	31.9	5.0	36.9	54.0	17.1	101.8	326.5

--- Vertical Polarization (AV)---

No.	Frequency [MHz]	Reading [dB(μV)]	c.f [dB(1/m)]	Result [dB(μV/m)]	Limit [dB(μV/m)]	Margin [dB]	Height [cm]	Angle [°]
1	2483.500	48.2	-0.9	47.3	54.0	6.7	311.5	140.8
2	4923.894	32.2	5.0	37.2	54.0	16.8	360.9	207.7

Sony Corp.
EMC Reference Site

<<Radiated Emission>>

141223 SED-E1_21.dat

Model	: SED-E1	Limit	: FCC Part15C 15.209(a) 3m
Serial	: K300136	Remark1	:
Operator	: S.ONOTORA	Remark2	: Z軸
Power	: AC120V / 60Hz	Remark3	: 2462MHz
Temp./Hum.	: 22deg / 37%	Remark4	: 11n_MCS6

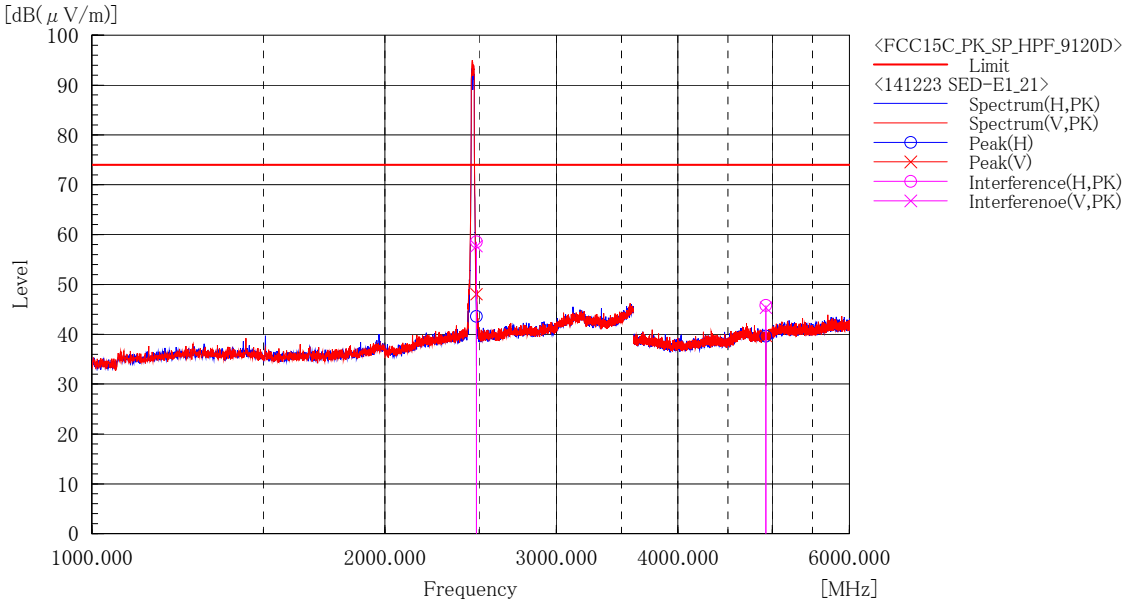

Final Result

--- Horizontal Polarization (PK)---

No.	Frequency [MHz]	Reading [dB(μV)]	c.f [dB(1/m)]	Result [dB(μV/m)]	Limit [dB(μV/m)]	Margin [dB]	Height [cm]	Angle [°]
1	2483.500	59.5	-0.9	58.6	74.0	15.4	293.5	282.6
2	4923.688	40.8	5.0	45.8	74.0	28.2	101.8	326.6

--- Vertical Polarization (PK)---

No.	Frequency [MHz]	Reading [dB(μV)]	c.f [dB(1/m)]	Result [dB(μV/m)]	Limit [dB(μV/m)]	Margin [dB]	Height [cm]	Angle [°]
1	2483.500	58.6	-0.9	57.7	74.0	16.3	311.5	140.9
2	4924.131	40.4	5.0	45.4	74.0	28.6	360.9	207.8

6 GHz - 18 GHz
[IEEE802.11b / 2412MHz]

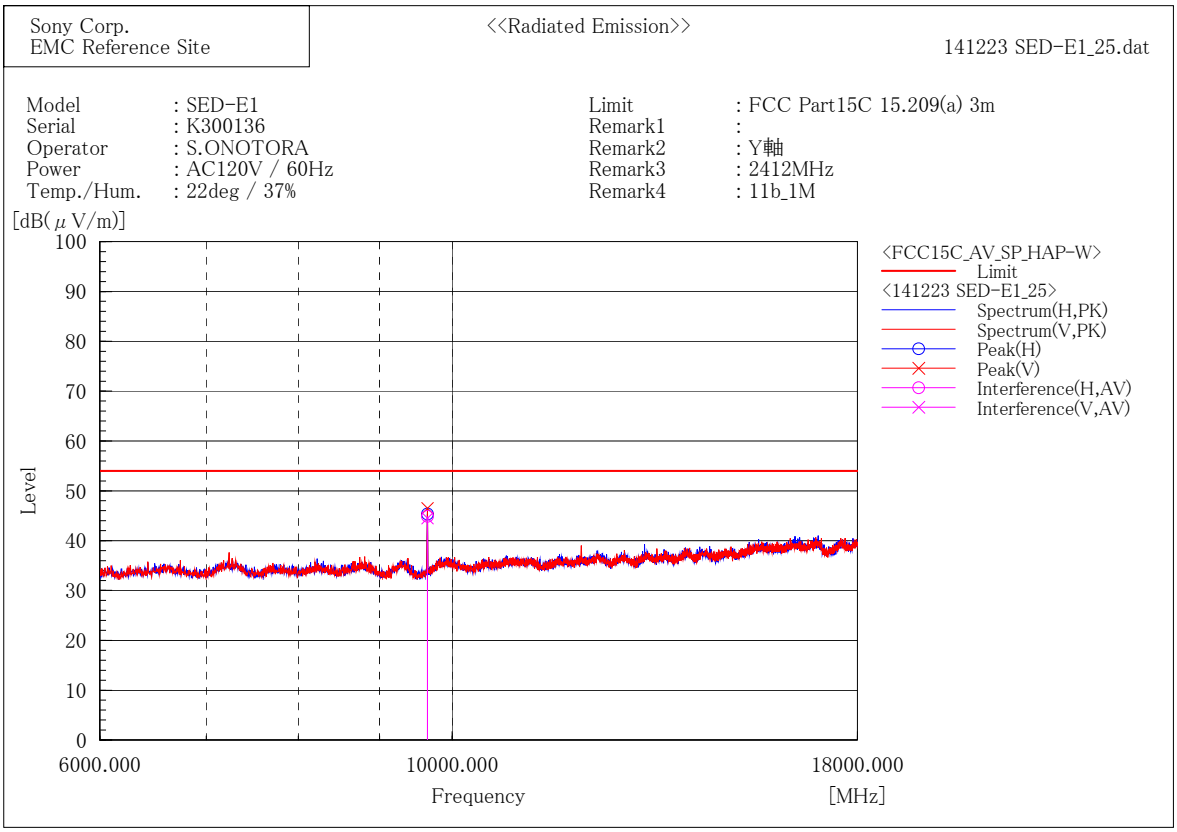

Final Result

--- Horizontal Polarization (AV)---

No.	Frequency [MHz]	Reading [dB(μV)]	c.f [dB(1/m)]	Result [dB(μV/m)]	Limit [dB(μV/m)]	Margin [dB]	Height [cm]	Angle [°]
1	9647.900	52.1	-7.2	44.9	54.0	9.1	100.0	202.7

--- Vertical Polarization (AV)---

No.	Frequency [MHz]	Reading [dB(μV)]	c.f [dB(1/m)]	Result [dB(μV/m)]	Limit [dB(μV/m)]	Margin [dB]	Height [cm]	Angle [°]
1	9647.920	51.7	-7.2	44.5	54.0	9.5	302.4	179.4

Sony Corp.
EMC Reference Site

<<Radiated Emission>>

141223 SED-E1_26.dat

Model	: SED-E1	Limit	: FCC Part15C 15.209(a) 3m
Serial	: K300136	Remark1	:
Operator	: S.ONOTORA	Remark2	: Y軸
Power	: AC120V / 60Hz	Remark3	: 2412MHz
Temp./Hum.	: 22deg / 37%	Remark4	: 11b_1M

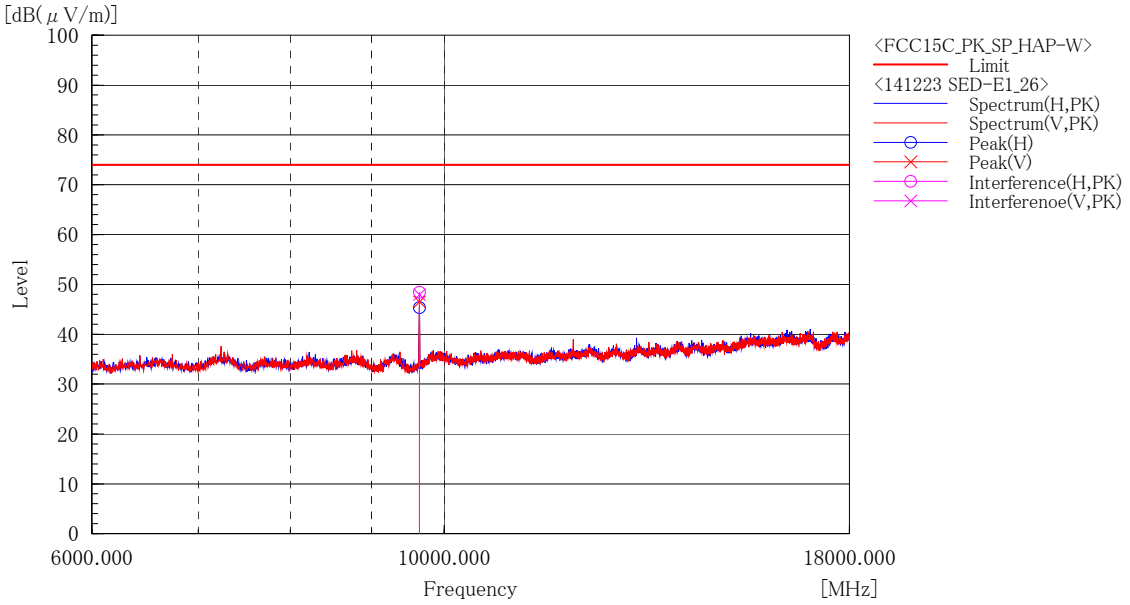

Final Result

--- Horizontal Polarization (PK)---

No.	Frequency [MHz]	Reading [dB(μV)]	c.f [dB(1/m)]	Result [dB(μV/m)]	Limit [dB(μV/m)]	Margin [dB]	Height [cm]	Angle [°]
1	9647.744	55.6	-7.2	48.4	74.0	25.6	100.0	202.8

--- Vertical Polarization (PK)---

No.	Frequency [MHz]	Reading [dB(μV)]	c.f [dB(1/m)]	Result [dB(μV/m)]	Limit [dB(μV/m)]	Margin [dB]	Height [cm]	Angle [°]
1	9647.887	55.2	-7.2	48.0	74.0	26.0	302.4	179.4

[IEEE802.11b / 2437MHz]

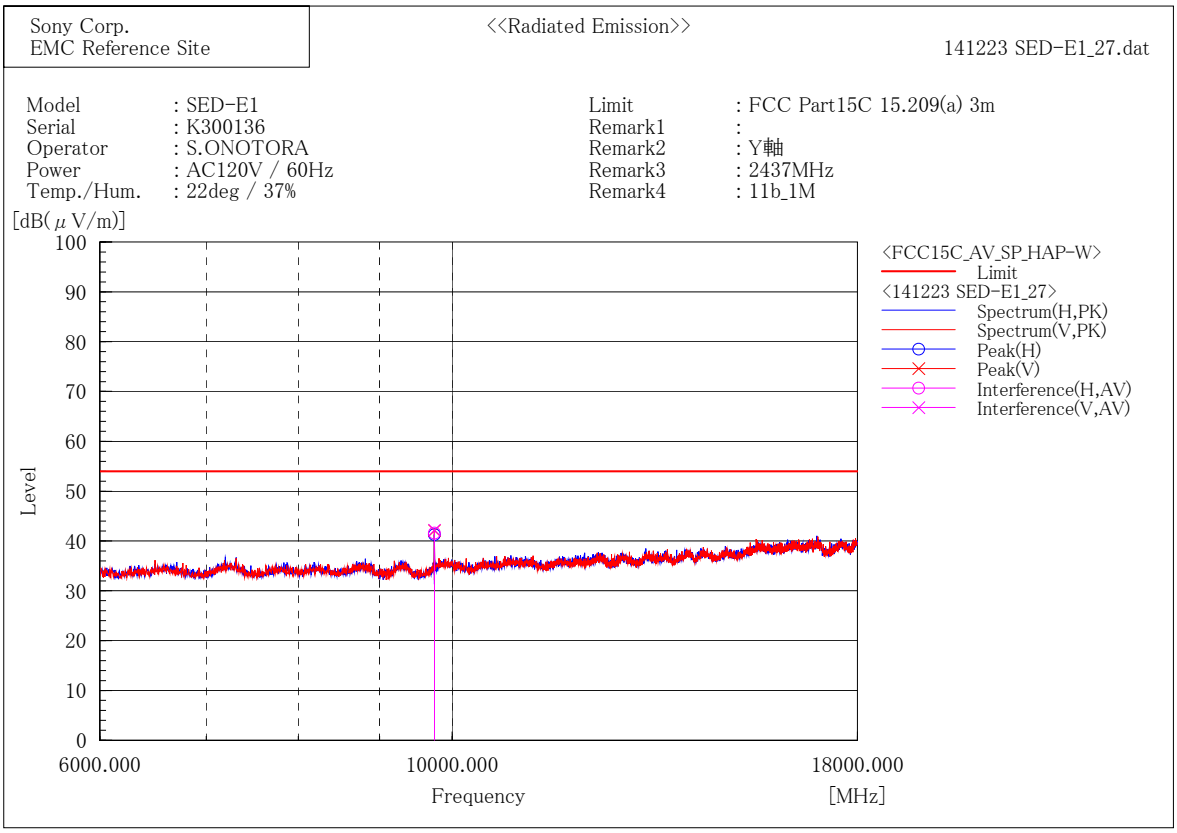

Final Result

--- Horizontal Polarization (AV)---

No.	Frequency [MHz]	Reading [dB(μV)]	c.f [dB(1/m)]	Result [dB(μV/m)]	Limit [dB(μV/m)]	Margin [dB]	Height [cm]	Angle [°]
1	9747.957	48.7	-7.1	41.6	54.0	12.4	100.0	206.1

--- Vertical Polarization (AV)---

No.	Frequency [MHz]	Reading [dB(μV)]	c.f [dB(1/m)]	Result [dB(μV/m)]	Limit [dB(μV/m)]	Margin [dB]	Height [cm]	Angle [°]
1	9747.946	49.3	-7.1	42.2	54.0	11.8	309.0	168.6

Sony Corp.
EMC Reference Site

<<Radiated Emission>>

141223 SED-E1_28.dat

Model	: SED-E1	Limit	: FCC Part15C 15.209(a) 3m
Serial	: K300136	Remark1	:
Operator	: S.ONOTORA	Remark2	: Y軸
Power	: AC120V / 60Hz	Remark3	: 2437MHz
Temp./Hum.	: 22deg / 37%	Remark4	: 11b_1M

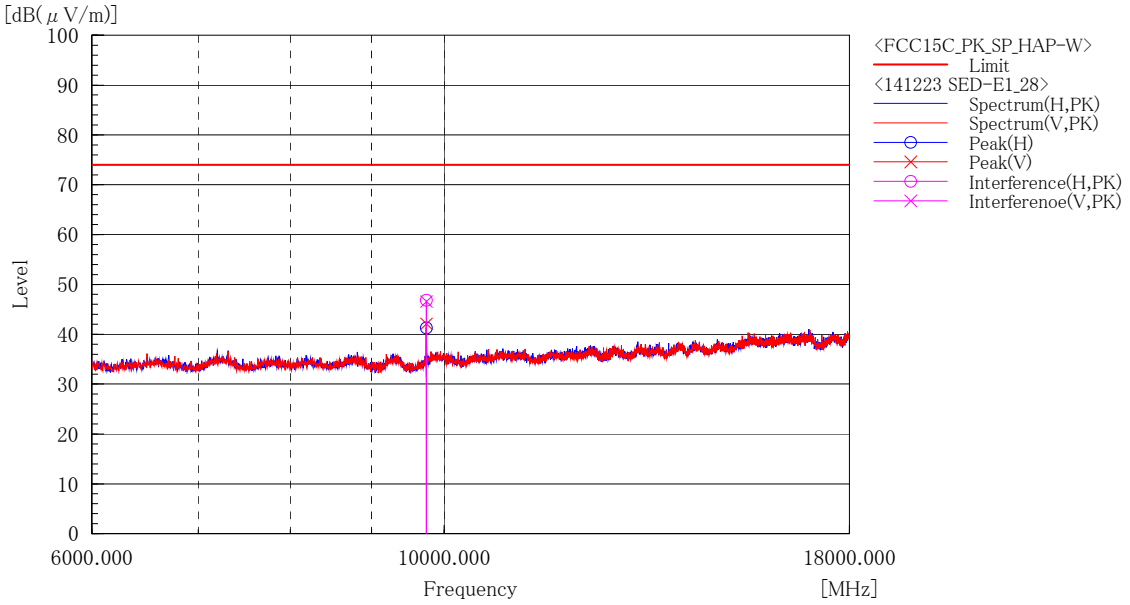

Final Result

--- Horizontal Polarization (PK)---

No.	Frequency [MHz]	Reading [dB(μV)]	c.f [dB(1/m)]	Result [dB(μV/m)]	Limit [dB(μV/m)]	Margin [dB]	Height [cm]	Angle [°]
1	9747.862	53.9	-7.1	46.8	74.0	27.2	100.0	206.1

--- Vertical Polarization (PK)---

No.	Frequency [MHz]	Reading [dB(μV)]	c.f [dB(1/m)]	Result [dB(μV/m)]	Limit [dB(μV/m)]	Margin [dB]	Height [cm]	Angle [°]
1	9747.893	53.7	-7.1	46.6	74.0	27.4	309.0	168.7

[IEEE802.11b / 2462MHz]

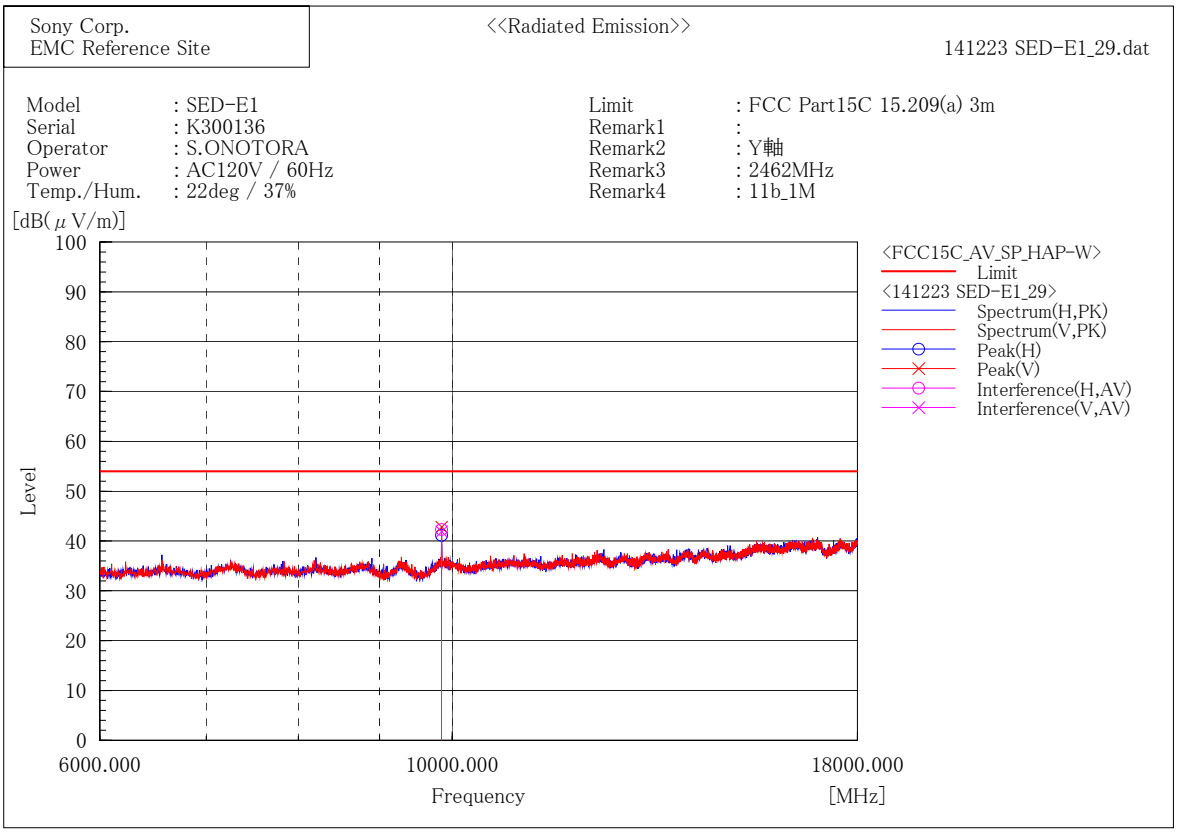

Final Result

--- Horizontal Polarization (AV)---

No.	Frequency [MHz]	Reading [dB(μV)]	c.f [dB(1/m)]	Result [dB(μV/m)]	Limit [dB(μV/m)]	Margin [dB]	Height [cm]	Angle [°]
1	9847.899	49.1	-6.8	42.3	54.0	11.7	117.0	201.6

--- Vertical Polarization (AV)---

No.	Frequency [MHz]	Reading [dB(μV)]	c.f [dB(1/m)]	Result [dB(μV/m)]	Limit [dB(μV/m)]	Margin [dB]	Height [cm]	Angle [°]
1	9847.945	48.7	-6.8	41.9	54.0	12.1	239.2	291.8

Sony Corp.
EMC Reference Site

<<Radiated Emission>>

141223 SED-E1_30.dat

Model	: SED-E1	Limit	: FCC Part15C 15.209(a) 3m
Serial	: K300136	Remark1	:
Operator	: S.ONOTORA	Remark2	: Y軸
Power	: AC120V / 60Hz	Remark3	: 2462MHz
Temp./Hum.	: 22deg / 37%	Remark4	: 11b_1M

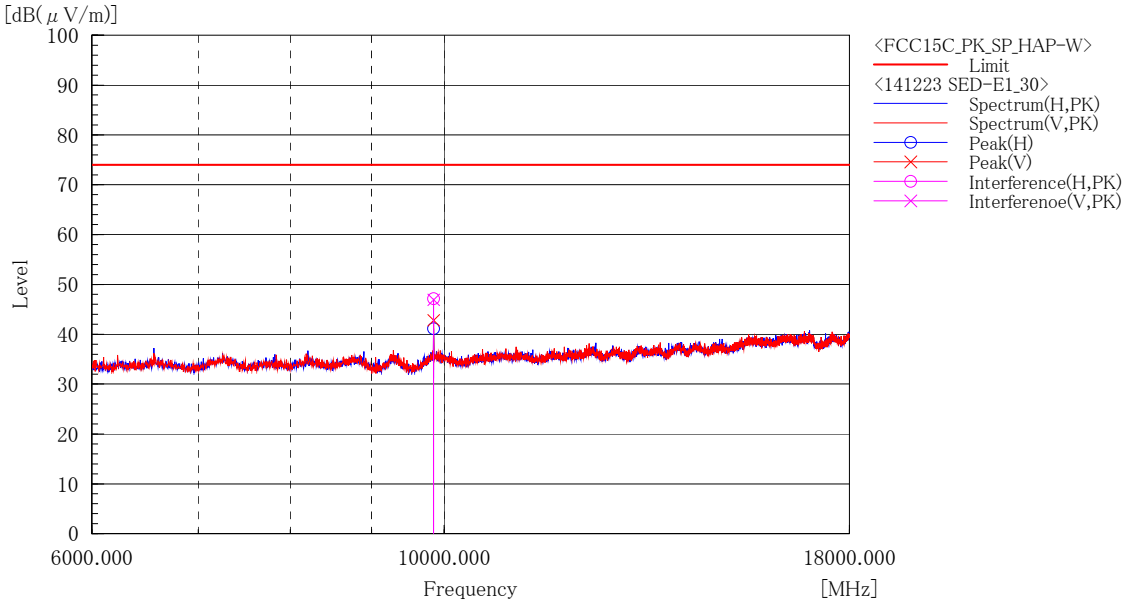

Final Result

--- Horizontal Polarization (PK)---

No.	Frequency [MHz]	Reading [dB(μV)]	c.f [dB(1/m)]	Result [dB(μV/m)]	Limit [dB(μV/m)]	Margin [dB]	Height [cm]	Angle [°]
1	9847.704	54.0	-6.8	47.2	74.0	26.8	117.0	201.6

--- Vertical Polarization (PK)---

No.	Frequency [MHz]	Reading [dB(μV)]	c.f [dB(1/m)]	Result [dB(μV/m)]	Limit [dB(μV/m)]	Margin [dB]	Height [cm]	Angle [°]
1	9847.868	53.7	-6.8	46.9	74.0	27.1	239.2	291.9

[IEEE802.11g / 2412MHz]

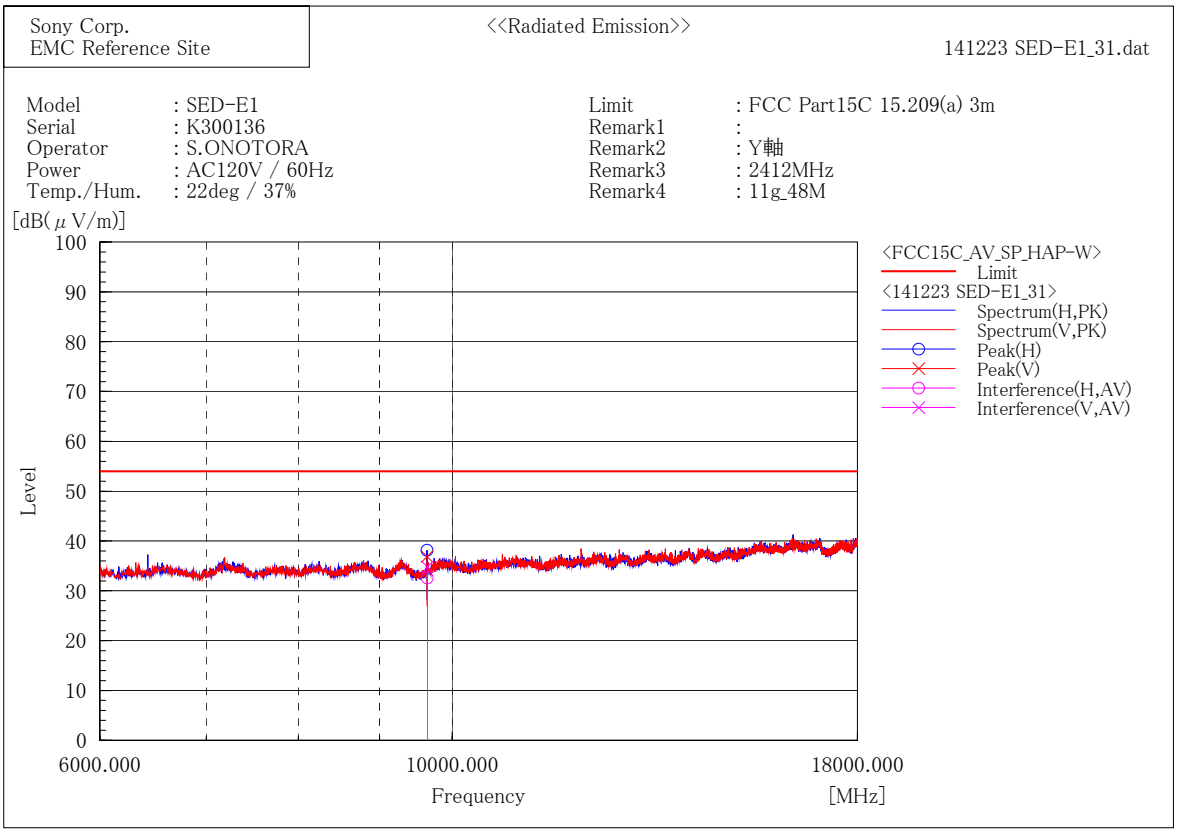

Final Result

--- Horizontal Polarization (AV)---

No.	Frequency [MHz]	Reading [dB(μV)]	c.f [dB(1/m)]	Result [dB(μV/m)]	Limit [dB(μV/m)]	Margin [dB]	Height [cm]	Angle [°]
1	9645.863	39.8	-7.2	32.6	54.0	21.4	331.5	139.0

--- Vertical Polarization (AV)---

No.	Frequency [MHz]	Reading [dB(μV)]	c.f [dB(1/m)]	Result [dB(μV/m)]	Limit [dB(μV/m)]	Margin [dB]	Height [cm]	Angle [°]
1	9644.351	42.0	-7.2	34.8	54.0	19.2	332.4	171.8

Sony Corp.
EMC Reference Site

<<Radiated Emission>>

141223 SED-E1_32.dat

Model	: SED-E1	Limit	: FCC Part15C 15.209(a) 3m
Serial	: K300136	Remark1	:
Operator	: S.ONOTORA	Remark2	: Y軸
Power	: AC120V / 60Hz	Remark3	: 2412MHz
Temp./Hum.	: 22deg / 37%	Remark4	: 11g_48M

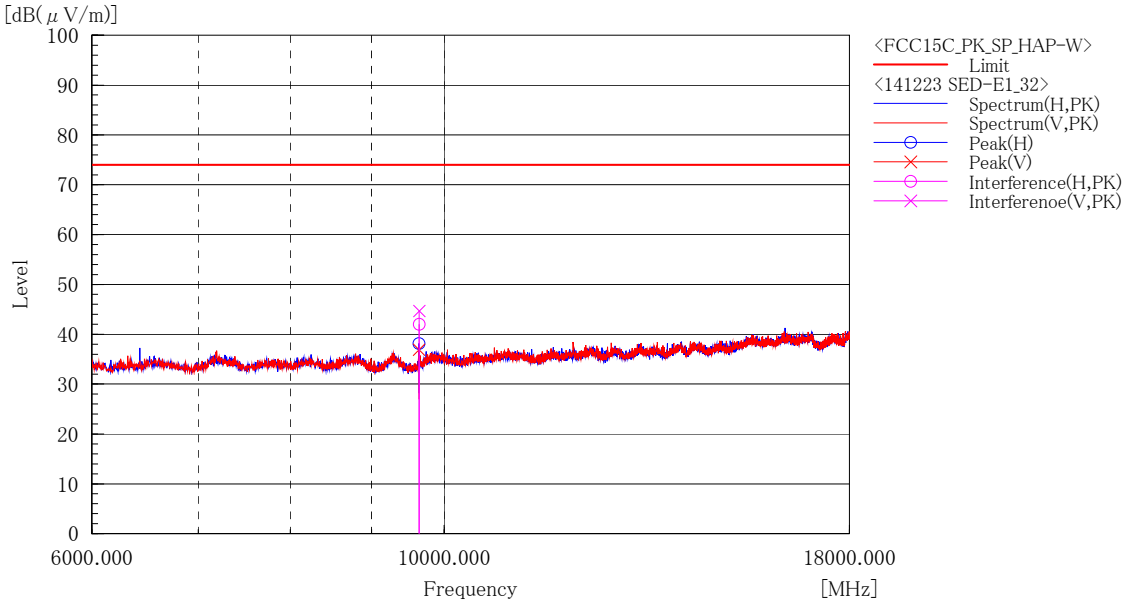

Final Result

--- Horizontal Polarization (PK)---

No.	Frequency [MHz]	Reading [dB(μV)]	c.f [dB(1/m)]	Result [dB(μV/m)]	Limit [dB(μV/m)]	Margin [dB]	Height [cm]	Angle [°]
1	9644.934	49.2	-7.2	42.0	74.0	32.0	331.5	139.0

--- Vertical Polarization (PK)---

No.	Frequency [MHz]	Reading [dB(μV)]	c.f [dB(1/m)]	Result [dB(μV/m)]	Limit [dB(μV/m)]	Margin [dB]	Height [cm]	Angle [°]
1	9644.942	51.9	-7.2	44.7	74.0	29.3	332.4	171.9

[IEEE802.11g / 2437MHz]

Sony Corp.
EMC Reference Site

<<Radiated Emission>>

141223 SED-E1_33.dat

Model	: SED-E1	Limit	: FCC Part15C 15.209(a) 3m
Serial	: K300136	Remark1	:
Operator	: S.ONOTORA	Remark2	: Y軸
Power	: AC120V / 60Hz	Remark3	: 2437MHz
Temp./Hum.	: 22deg / 37%	Remark4	: 11g_48M

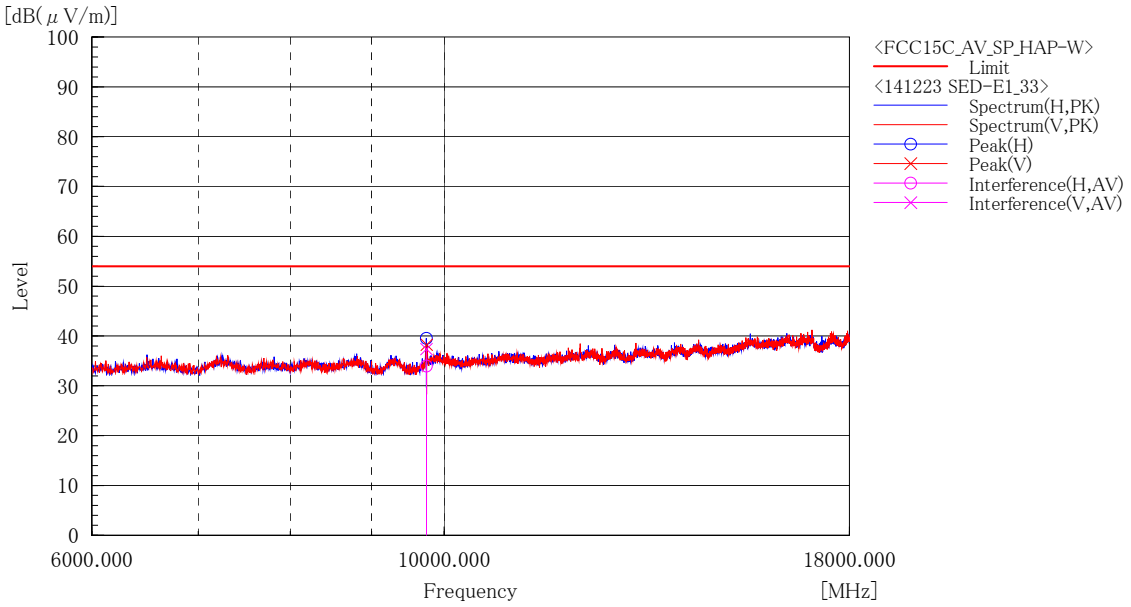

Final Result

--- Horizontal Polarization (AV)---

No.	Frequency [MHz]	Reading [dB(μV)]	c.f [dB(1/m)]	Result [dB(μV/m)]	Limit [dB(μV/m)]	Margin [dB]	Height [cm]	Angle [°]
1	9748.171	41.1	-7.1	34.0	54.0	20.0	349.4	134.4

--- Vertical Polarization (AV)---

No.	Frequency [MHz]	Reading [dB(μV)]	c.f [dB(1/m)]	Result [dB(μV/m)]	Limit [dB(μV/m)]	Margin [dB]	Height [cm]	Angle [°]
1	9747.951	44.5	-7.1	37.4	54.0	16.6	359.4	199.8

Sony Corp.
EMC Reference Site

<<Radiated Emission>>

141223 SED-E1_34.dat

Model	: SED-E1	Limit	: FCC Part15C 15.209(a) 3m
Serial	: K300136	Remark1	:
Operator	: S.ONOTORA	Remark2	: Y軸
Power	: AC120V / 60Hz	Remark3	: 2437MHz
Temp./Hum.	: 22deg / 37%	Remark4	: 11g_48M

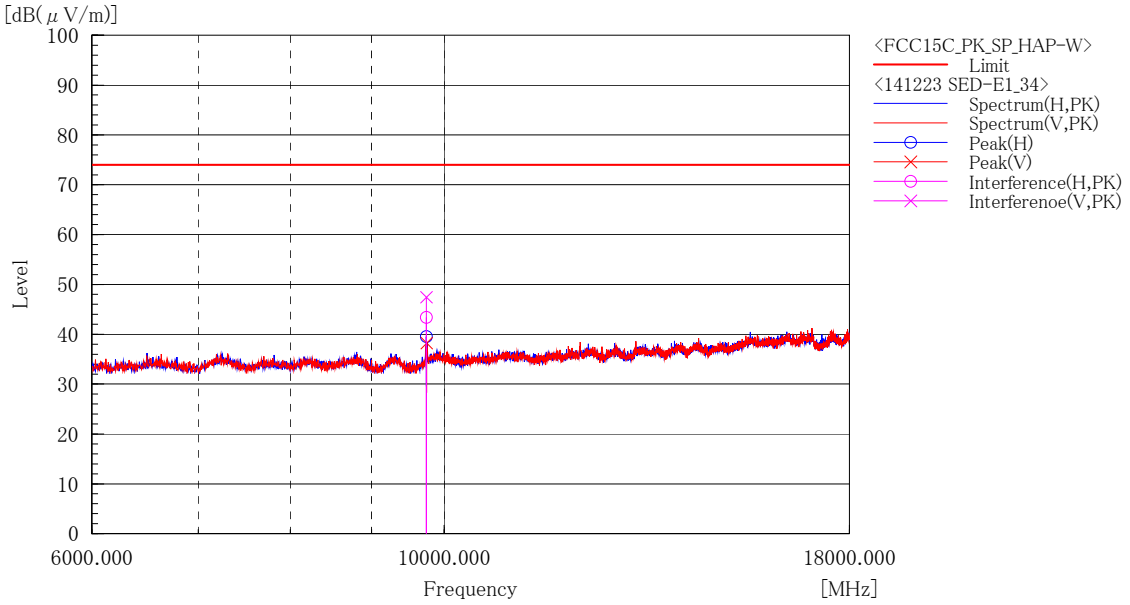

Final Result

--- Horizontal Polarization (PK)---

No.	Frequency [MHz]	Reading [dB(μV)]	c.f [dB(1/m)]	Result [dB(μV/m)]	Limit [dB(μV/m)]	Margin [dB]	Height [cm]	Angle [°]
1	9748.514	50.5	-7.1	43.4	74.0	30.6	349.4	134.4

--- Vertical Polarization (PK)---

No.	Frequency [MHz]	Reading [dB(μV)]	c.f [dB(1/m)]	Result [dB(μV/m)]	Limit [dB(μV/m)]	Margin [dB]	Height [cm]	Angle [°]
1	9748.154	54.5	-7.1	47.4	74.0	26.6	359.4	199.9

[IEEE802.11g / 2462MHz]

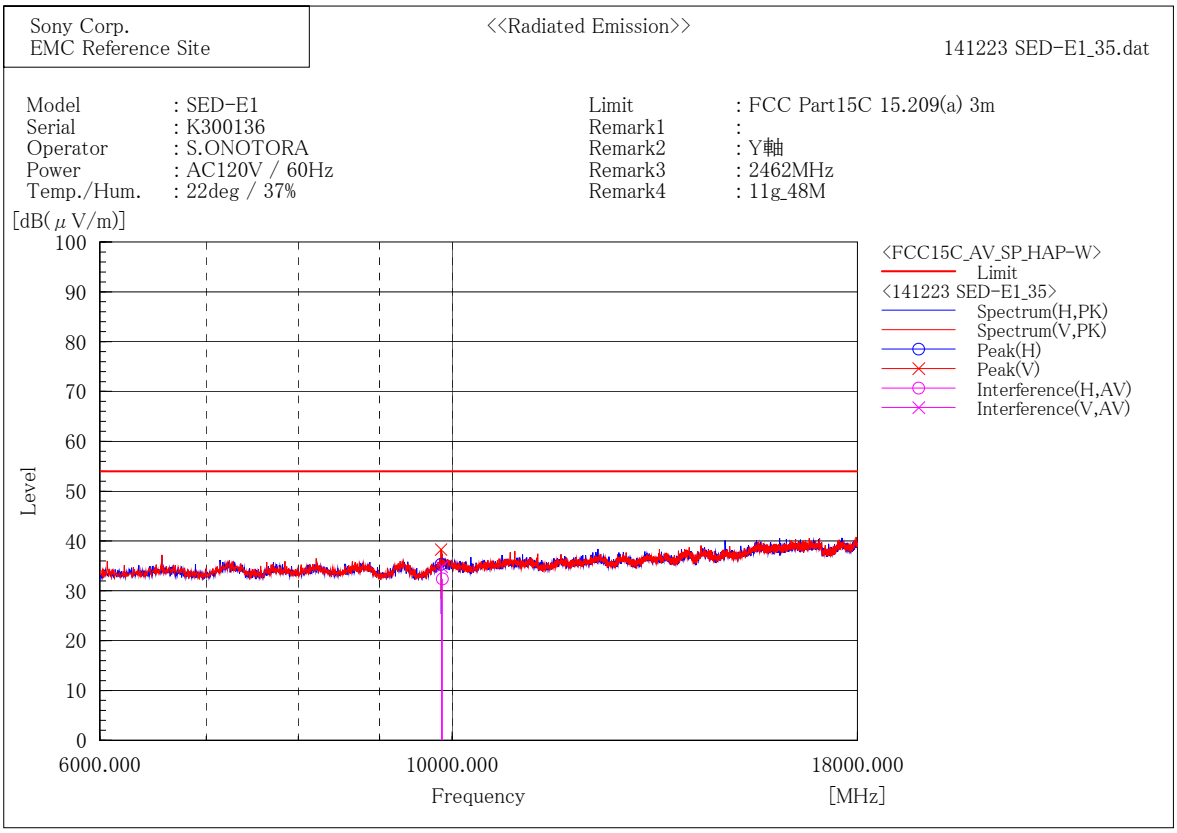

Final Result

--- Horizontal Polarization (AV)---

No.	Frequency [MHz]	Reading [dB(μV)]	c.f [dB(1/m)]	Result [dB(μV/m)]	Limit [dB(μV/m)]	Margin [dB]	Height [cm]	Angle [°]
1	9858.423	39.2	-6.8	32.4	54.0	21.6	349.0	126.3

--- Vertical Polarization (AV)---

No.	Frequency [MHz]	Reading [dB(μV)]	c.f [dB(1/m)]	Result [dB(μV/m)]	Limit [dB(μV/m)]	Margin [dB]	Height [cm]	Angle [°]
1	9848.649	41.6	-6.8	34.8	54.0	19.2	321.4	166.0

Sony Corp.
EMC Reference Site

<<Radiated Emission>>

141223 SED-E1_36.dat

Model	: SED-E1	Limit	: FCC Part15C 15.209(a) 3m
Serial	: K300136	Remark1	:
Operator	: S.ONOTORA	Remark2	: Y軸
Power	: AC120V / 60Hz	Remark3	: 2462MHz
Temp./Hum.	: 22deg / 37%	Remark4	: 11g_48M

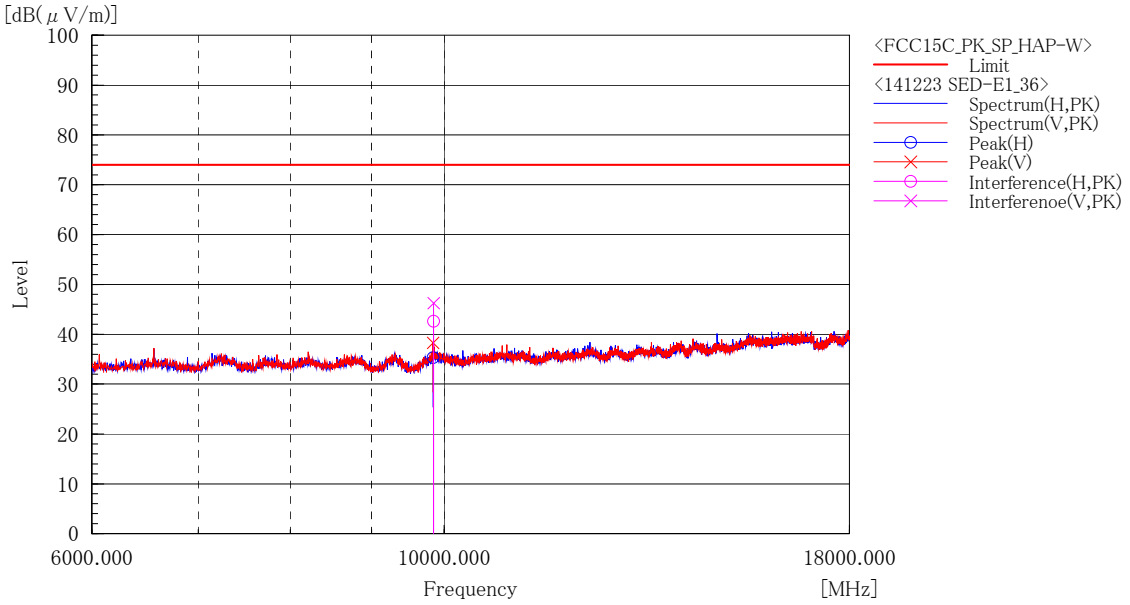

Final Result

--- Horizontal Polarization (PK)---

No.	Frequency [MHz]	Reading [dB(μV)]	c.f [dB(1/m)]	Result [dB(μV/m)]	Limit [dB(μV/m)]	Margin [dB]	Height [cm]	Angle [°]
1	9848.984	49.4	-6.8	42.6	74.0	31.4	349.0	126.4

--- Vertical Polarization (PK)---

No.	Frequency [MHz]	Reading [dB(μV)]	c.f [dB(1/m)]	Result [dB(μV/m)]	Limit [dB(μV/m)]	Margin [dB]	Height [cm]	Angle [°]
1	9848.120	53.1	-6.8	46.3	74.0	27.7	321.4	166.1

[IEEE802.11n (HT20) / 2412MHz]

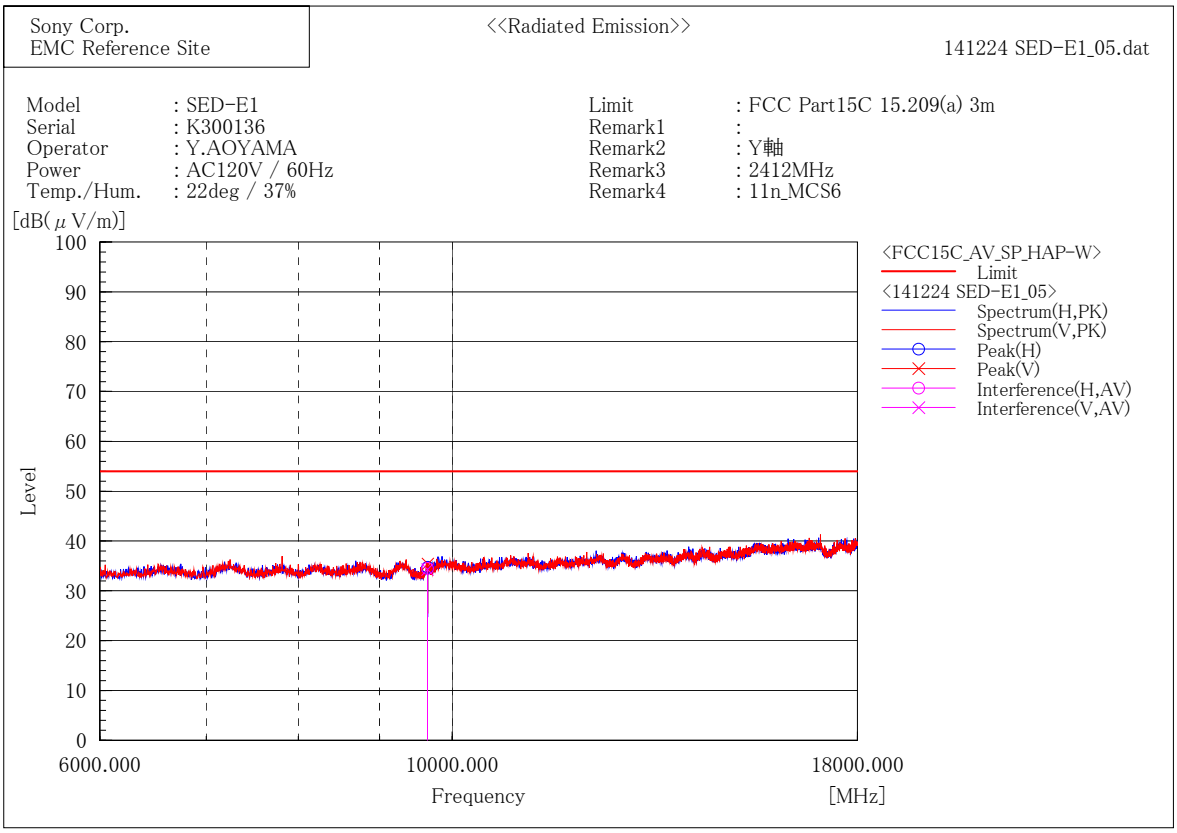

Final Result

--- Horizontal Polarization (AV)---

No.	Frequency [MHz]	Reading [dB(μV)]	c.f [dB(1/m)]	Result [dB(μV/m)]	Limit [dB(μV/m)]	Margin [dB]	Height [cm]	Angle [°]
1	9647.697	41.7	-7.2	34.5	54.0	19.5	100.0	199.5

--- Vertical Polarization (AV)---

No.	Frequency [MHz]	Reading [dB(μV)]	c.f [dB(1/m)]	Result [dB(μV/m)]	Limit [dB(μV/m)]	Margin [dB]	Height [cm]	Angle [°]
1	9647.801	41.5	-7.2	34.3	54.0	19.7	225.1	185.3

Sony Corp.
EMC Reference Site

<<Radiated Emission>>

141224 SED-E1_06.dat

Model	: SED-E1	Limit	: FCC Part15C 15.209(a) 3m
Serial	: K300136	Remark1	:
Operator	: Y.AOYAMA	Remark2	: Y軸
Power	: AC120V / 60Hz	Remark3	: 2412MHz
Temp./Hum.	: 22deg / 37%	Remark4	: 11n_MCS6

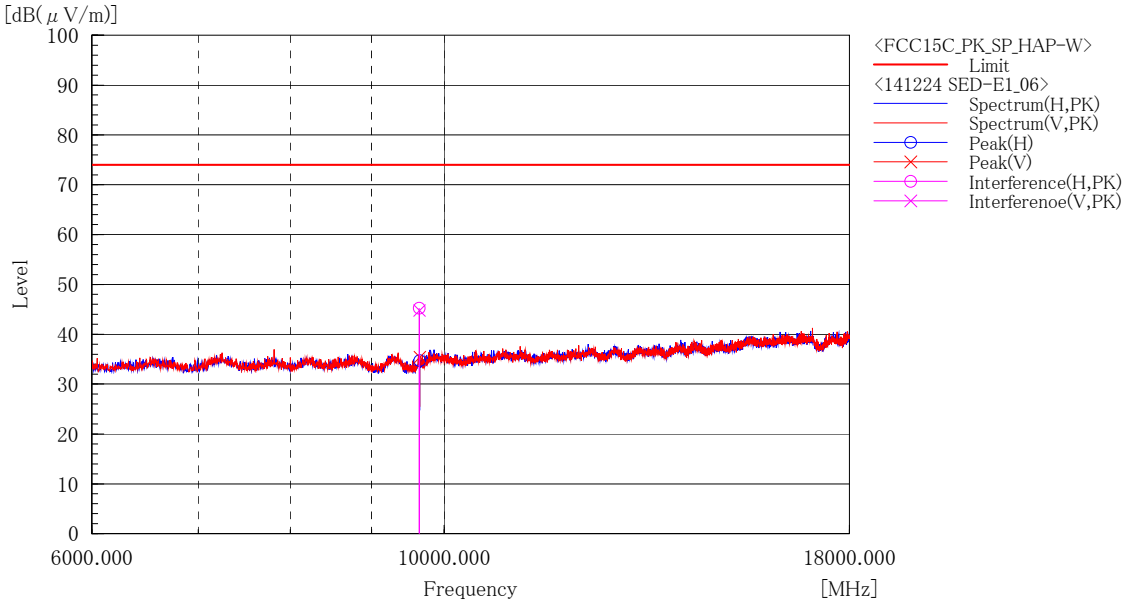

Final Result

--- Horizontal Polarization (PK)---

No.	Frequency [MHz]	Reading [dB(μV)]	c.f [dB(1/m)]	Result [dB(μV/m)]	Limit [dB(μV/m)]	Margin [dB]	Height [cm]	Angle [°]
1	9646.983	52.5	-7.2	45.3	74.0	28.7	100.0	206.2

--- Vertical Polarization (PK)---

No.	Frequency [MHz]	Reading [dB(μV)]	c.f [dB(1/m)]	Result [dB(μV/m)]	Limit [dB(μV/m)]	Margin [dB]	Height [cm]	Angle [°]
1	9647.961	52.0	-7.2	44.8	74.0	29.2	227.5	184.1

[IEEE802.11n (HT20) / 2437MHz]

Sony Corp.
EMC Reference Site

<<Radiated Emission>>

141224 SED-E1_04.dat

Model	: SED-E1	Limit	: FCC Part15C 15.209(a) 3m
Serial	: K300136	Remark1	:
Operator	: Y.AOYAMA	Remark2	: Y軸
Power	: AC120V / 60Hz	Remark3	: 2437MHz
Temp./Hum.	: 22deg / 37%	Remark4	: 11n_MCS6

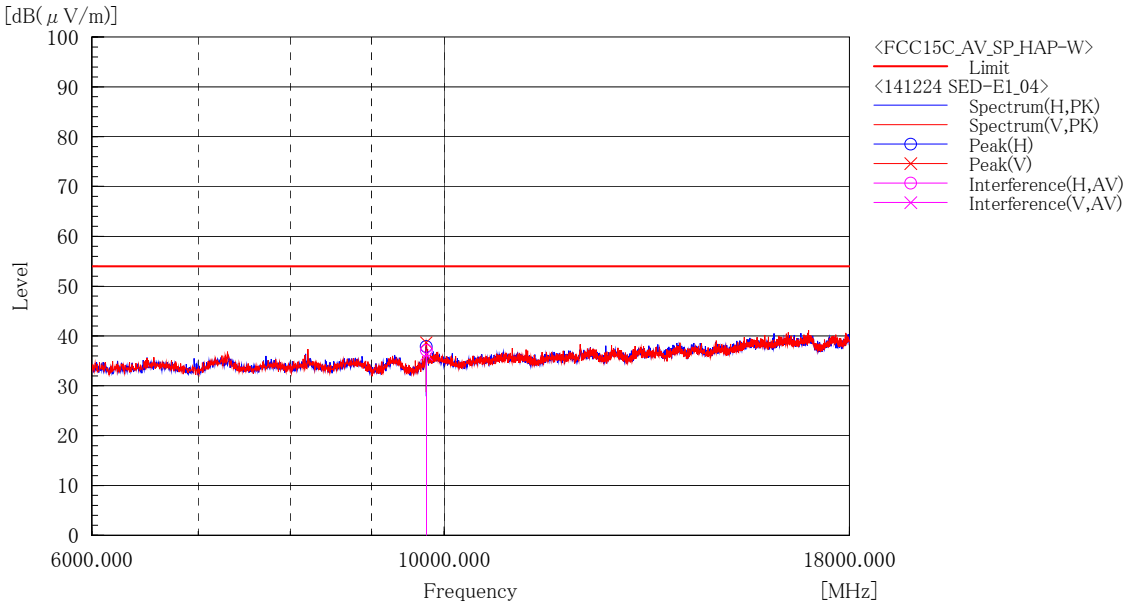

Final Result

--- Horizontal Polarization (AV)---

No.	Frequency [MHz]	Reading [dB(μV)]	c.f [dB(1/m)]	Result [dB(μV/m)]	Limit [dB(μV/m)]	Margin [dB]	Height [cm]	Angle [°]
1	9748.188	44.2	-7.1	37.1	54.0	16.9	133.0	202.9

--- Vertical Polarization (AV)---

No.	Frequency [MHz]	Reading [dB(μV)]	c.f [dB(1/m)]	Result [dB(μV/m)]	Limit [dB(μV/m)]	Margin [dB]	Height [cm]	Angle [°]
1	9747.249	43.4	-7.1	36.3	54.0	17.7	308.3	172.4

Sony Corp.
EMC Reference Site

<<Radiated Emission>>

141224 SED-E1_03.dat

Model	: SED-E1	Limit	: FCC Part15C 15.209(a) 3m
Serial	: K300136	Remark1	:
Operator	: Y.AOYAMA	Remark2	: Y軸
Power	: AC120V / 60Hz	Remark3	: 2437MHz
Temp./Hum.	: 22deg / 37%	Remark4	: 11n_MCS6

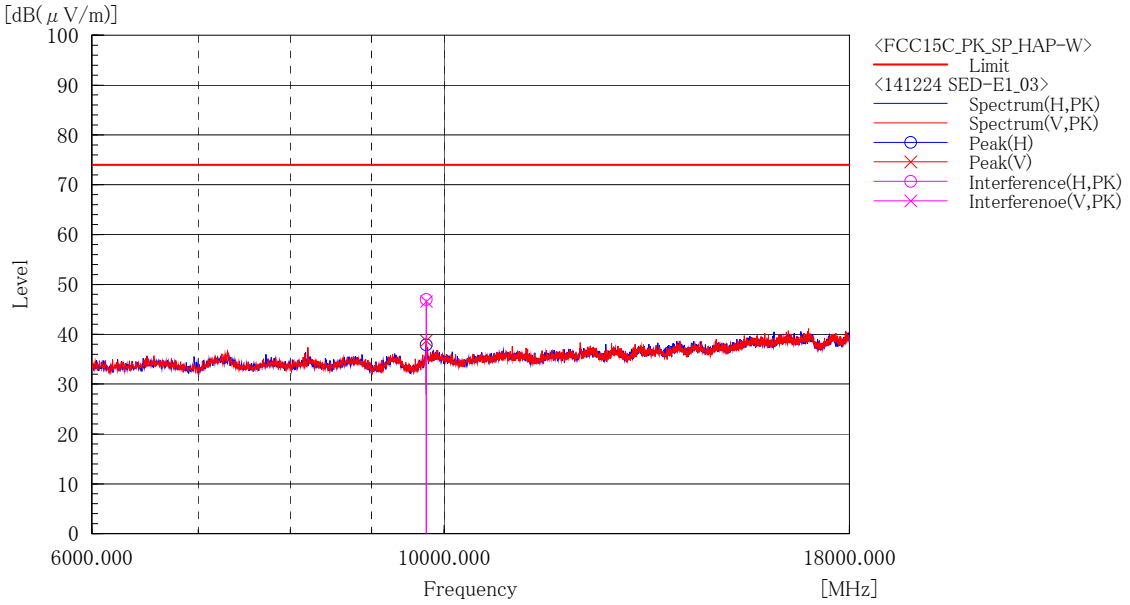

Final Result

--- Horizontal Polarization (PK)---

No.	Frequency [MHz]	Reading [dB(μV)]	c.f [dB(1/m)]	Result [dB(μV/m)]	Limit [dB(μV/m)]	Margin [dB]	Height [cm]	Angle [°]
1	9743.635	54.1	-7.1	47.0	74.0	27.0	136.6	204.9

--- Vertical Polarization (PK)---

No.	Frequency [MHz]	Reading [dB(μV)]	c.f [dB(1/m)]	Result [dB(μV/m)]	Limit [dB(μV/m)]	Margin [dB]	Height [cm]	Angle [°]
1	9748.235	53.7	-7.1	46.6	74.0	27.4	297.4	175.1

[IEEE802.11n (HT20) / 2462MHz]

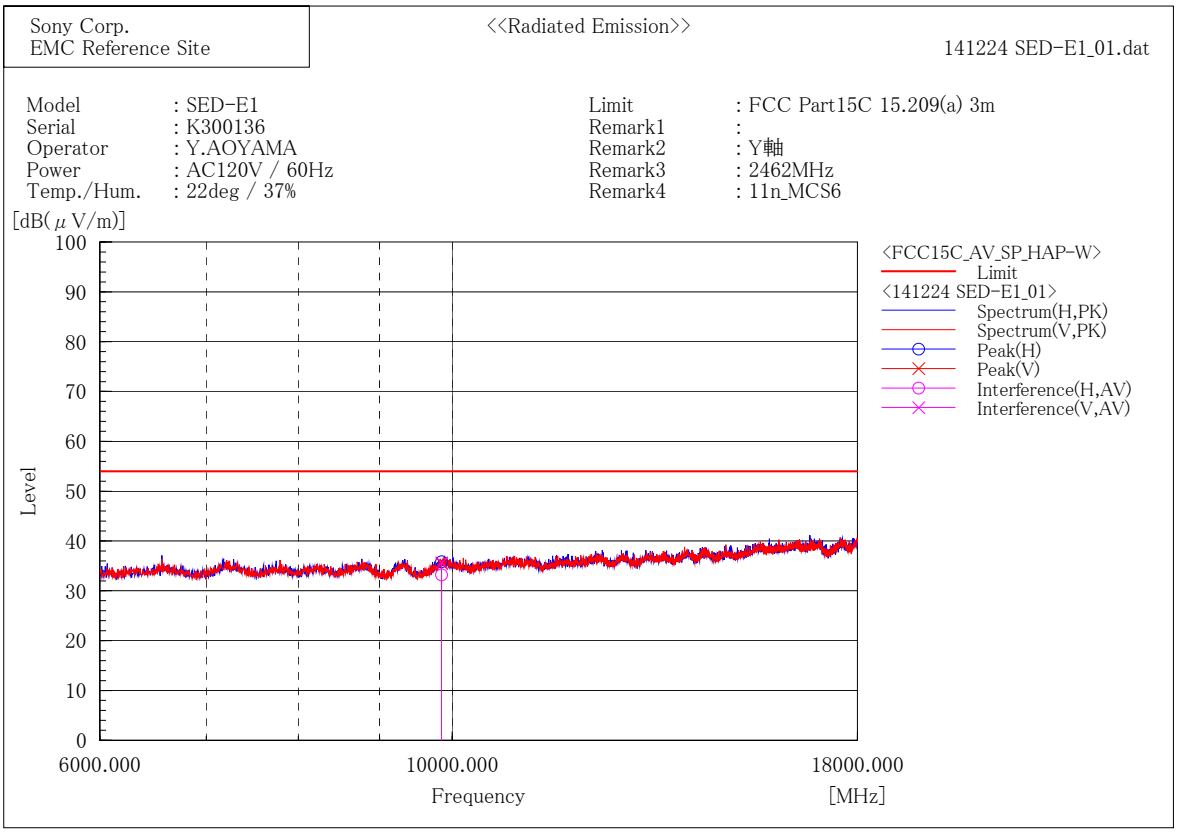

Final Result

--- Horizontal Polarization (AV)---

No.	Frequency [MHz]	Reading [dB(μV)]	c.f [dB(1/m)]	Result [dB(μV/m)]	Limit [dB(μV/m)]	Margin [dB]	Height [cm]	Angle [°]
1	9848.513	40.0	-6.8	33.2	54.0	20.8	203.7	184.8

--- Vertical Polarization (AV)---

No.	Frequency [MHz]	Reading [dB(μV)]	c.f [dB(1/m)]	Result [dB(μV/m)]	Limit [dB(μV/m)]	Margin [dB]	Height [cm]	Angle [°]
1	9847.790	42.5	-6.8	35.7	54.0	18.3	250.9	176.8

Sony Corp.
EMC Reference Site

<<Radiated Emission>>

141224 SED-E1_02.dat

Model	: SED-E1	Limit	: FCC Part15C 15.209(a) 3m
Serial	: K300136	Remark1	:
Operator	: Y.AOYAMA	Remark2	: Y軸
Power	: AC120V / 60Hz	Remark3	: 2462MHz
Temp./Hum.	: 22deg / 37%	Remark4	: 11n_MCS6

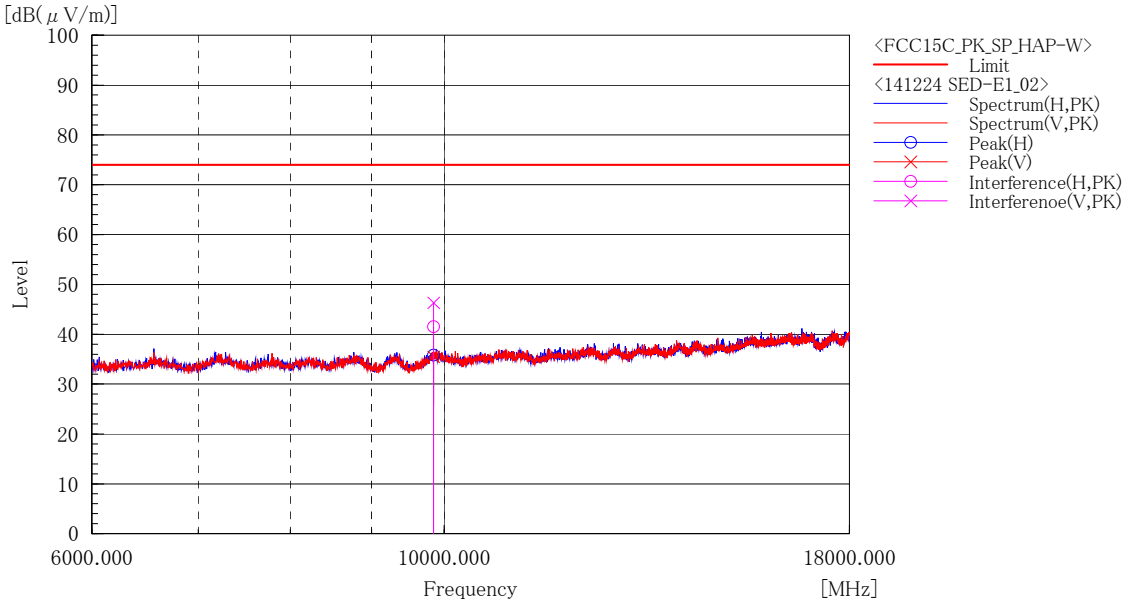

Final Result

--- Horizontal Polarization (PK)---

No.	Frequency [MHz]	Reading [dB(μV)]	c.f [dB(1/m)]	Result [dB(μV/m)]	Limit [dB(μV/m)]	Margin [dB]	Height [cm]	Angle [°]
1	9848.292	48.3	-6.8	41.5	74.0	32.5	203.8	184.6

--- Vertical Polarization (PK)---

No.	Frequency [MHz]	Reading [dB(μV)]	c.f [dB(1/m)]	Result [dB(μV/m)]	Limit [dB(μV/m)]	Margin [dB]	Height [cm]	Angle [°]
1	9847.259	53.1	-6.8	46.3	74.0	27.7	245.4	178.2

18 GHz - 26 GHz
[IEEE802.11b / 2412MHz]

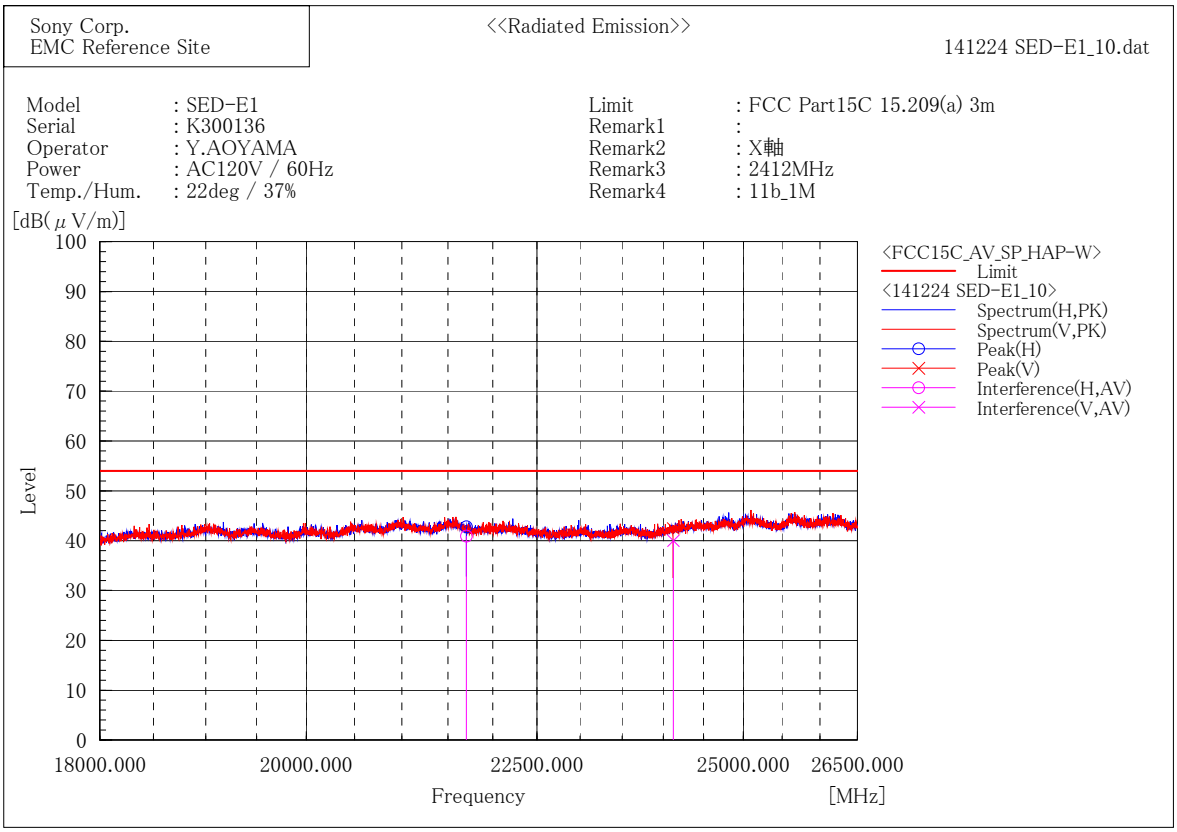

Final Result

--- Horizontal Polarization (AV)---

No.	Frequency [MHz]	Reading [dB(μV)]	c.f [dB(1/m)]	Result [dB(μV/m)]	Limit [dB(μV/m)]	Margin [dB]	Height [cm]	Angle [°]
1	21704.370	41.4	-0.5	40.9	54.0	13.1	206.0	244.3

--- Vertical Polarization (AV)---

No.	Frequency [MHz]	Reading [dB(μV)]	c.f [dB(1/m)]	Result [dB(μV/m)]	Limit [dB(μV/m)]	Margin [dB]	Height [cm]	Angle [°]
1	24124.234	41.9	-1.9	40.0	54.0	14.0	223.4	317.9

Sony Corp.
EMC Reference Site

<<Radiated Emission>>

141224 SED-E1_11.dat

Model	: SED-E1	Limit	: FCC Part15C 15.209(a) 3m
Serial	: K300136	Remark1	:
Operator	: Y.AOYAMA	Remark2	: X軸
Power	: AC120V / 60Hz	Remark3	: 2412MHz
Temp./Hum.	: 22deg / 37%	Remark4	: 11b_1M

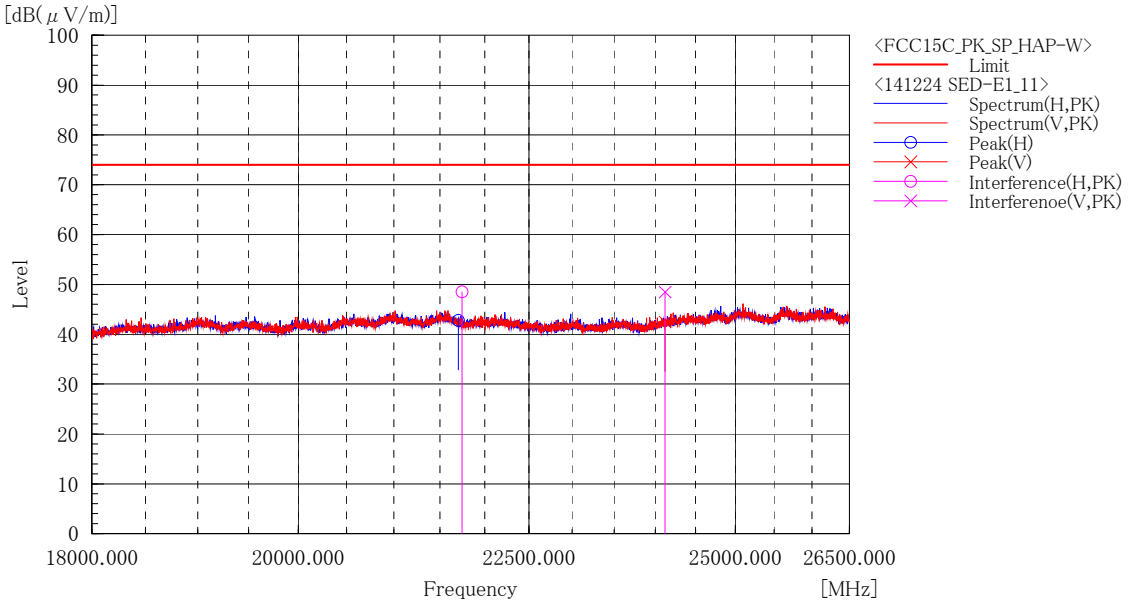

Final Result

--- Horizontal Polarization (PK)---

No.	Frequency [MHz]	Reading [dB(μV)]	c.f [dB(1/m)]	Result [dB(μV/m)]	Limit [dB(μV/m)]	Margin [dB]	Height [cm]	Angle [°]
1	21744.594	49.0	-0.5	48.5	74.0	25.5	206.0	244.3

--- Vertical Polarization (PK)---

No.	Frequency [MHz]	Reading [dB(μV)]	c.f [dB(1/m)]	Result [dB(μV/m)]	Limit [dB(μV/m)]	Margin [dB]	Height [cm]	Angle [°]
1	24119.666	50.4	-1.9	48.5	74.0	25.5	223.4	318.0

[IEEE802.11b / 2437MHz]

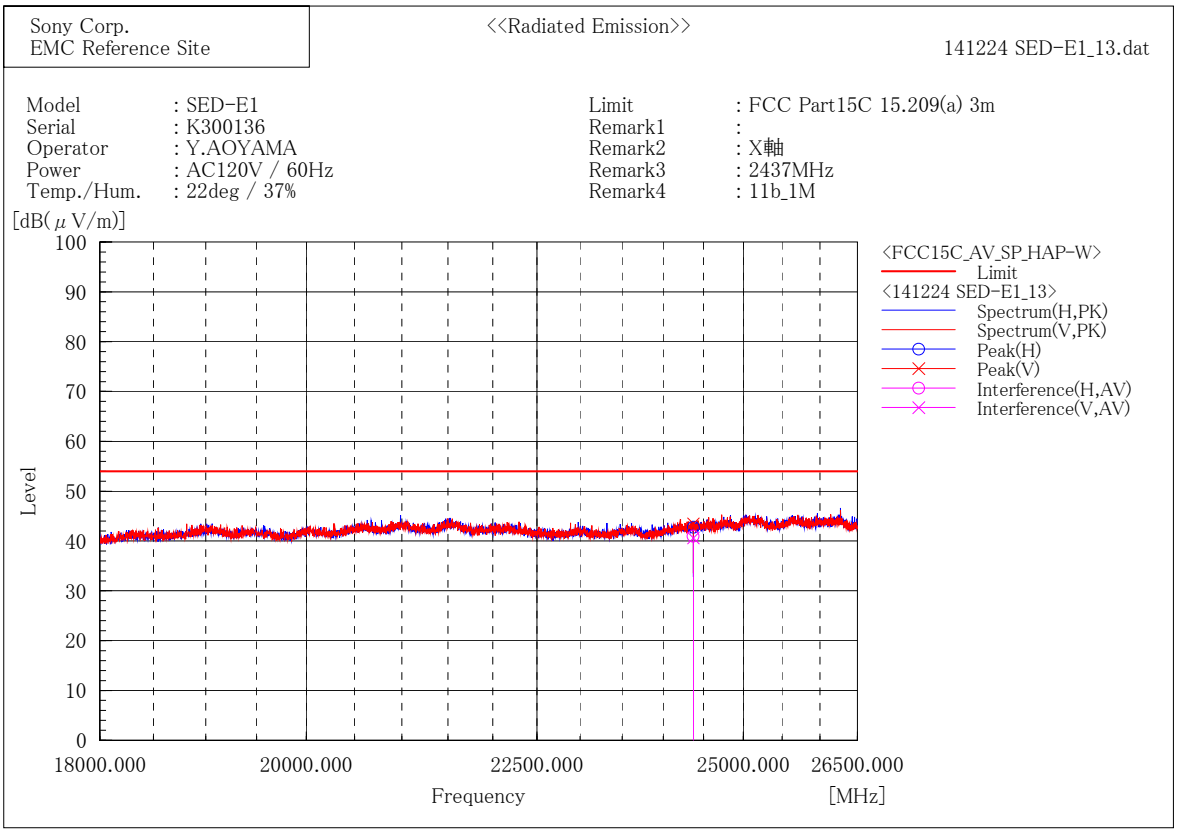

Final Result

--- Horizontal Polarization (AV)---

No.	Frequency [MHz]	Reading [dB(μV)]	c.f [dB(1/m)]	Result [dB(μV/m)]	Limit [dB(μV/m)]	Margin [dB]	Height [cm]	Angle [°]
1	24365.884	42.8	-1.8	41.0	54.0	13.0	136.3	66.2

--- Vertical Polarization (AV)---

No.	Frequency [MHz]	Reading [dB(μV)]	c.f [dB(1/m)]	Result [dB(μV/m)]	Limit [dB(μV/m)]	Margin [dB]	Height [cm]	Angle [°]
1	24370.092	42.4	-1.8	40.6	54.0	13.4	154.0	283.5

Sony Corp.
EMC Reference Site

<<Radiated Emission>>

141224 SED-E1_12.dat

Model	: SED-E1	Limit	: FCC Part15C 15.209(a) 3m
Serial	: K300136	Remark1	:
Operator	: Y.AOYAMA	Remark2	: X軸
Power	: AC120V / 60Hz	Remark3	: 2437MHz
Temp./Hum.	: 22deg / 37%	Remark4	: 11b_1M

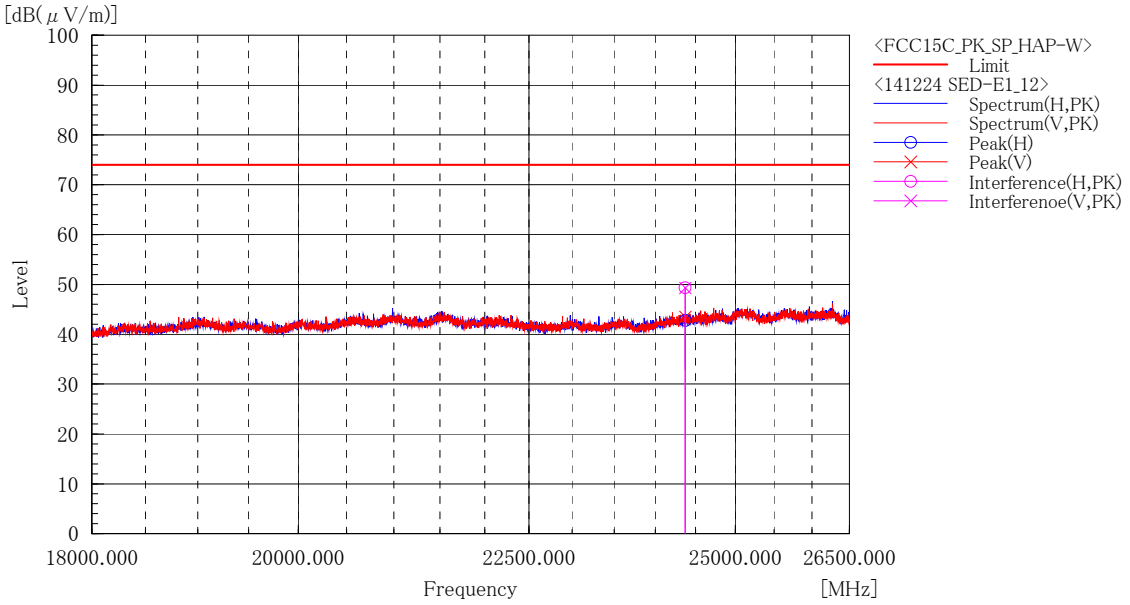

Final Result

--- Horizontal Polarization (PK)---

No.	Frequency [MHz]	Reading [dB(μV)]	c.f [dB(1/m)]	Result [dB(μV/m)]	Limit [dB(μV/m)]	Margin [dB]	Height [cm]	Angle [°]
1	24366.368	51.1	-1.8	49.3	74.0	24.7	136.3	66.1

--- Vertical Polarization (PK)---

No.	Frequency [MHz]	Reading [dB(μV)]	c.f [dB(1/m)]	Result [dB(μV/m)]	Limit [dB(μV/m)]	Margin [dB]	Height [cm]	Angle [°]
1	24370.602	51.1	-1.8	49.3	74.0	24.7	154.0	283.5

[IEEE802.11b / 2462MHz]

Sony Corp.
EMC Reference Site

<<Radiated Emission>>

141224 SED-E1_14.dat

Model	: SED-E1	Limit	: FCC Part15C 15.209(a) 3m
Serial	: K300136	Remark1	:
Operator	: Y.AOYAMA	Remark2	: X軸
Power	: AC120V / 60Hz	Remark3	: 2462MHz
Temp./Hum.	: 22deg / 37%	Remark4	: 11b_1M

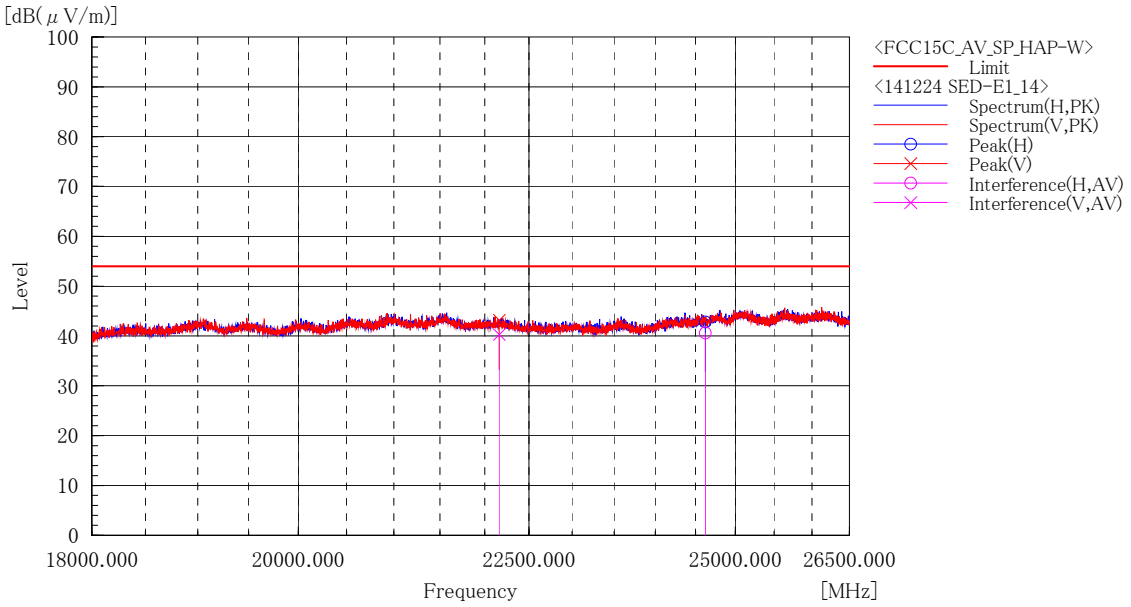

Final Result

--- Horizontal Polarization (AV)---

No.	Frequency [MHz]	Reading [dB(μV)]	c.f [dB(1/m)]	Result [dB(μV/m)]	Limit [dB(μV/m)]	Margin [dB]	Height [cm]	Angle [°]
1	24620.764	42.2	-1.6	40.6	54.0	13.4	261.0	259.9

--- Vertical Polarization (AV)---

No.	Frequency [MHz]	Reading [dB(μV)]	c.f [dB(1/m)]	Result [dB(μV/m)]	Limit [dB(μV/m)]	Margin [dB]	Height [cm]	Angle [°]
1	22160.586	40.9	-0.6	40.3	54.0	13.7	336.5	7.4

Sony Corp.
EMC Reference Site

<<Radiated Emission>>

141224 SED-E1_15.dat

Model	: SED-E1	Limit	: FCC Part15C 15.209(a) 3m
Serial	: K300136	Remark1	:
Operator	: Y.AOYAMA	Remark2	: X軸
Power	: AC120V / 60Hz	Remark3	: 2462MHz
Temp./Hum.	: 22deg / 37%	Remark4	: 11b_1M

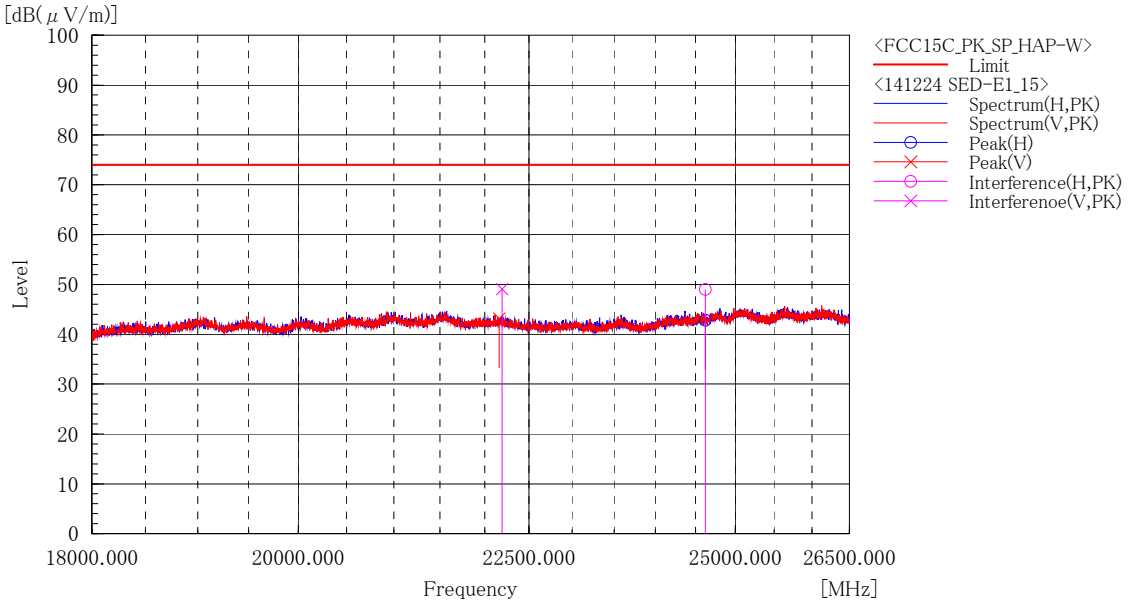

Final Result

--- Horizontal Polarization (PK)---

No.	Frequency [MHz]	Reading [dB(μV)]	c.f [dB(1/m)]	Result [dB(μV/m)]	Limit [dB(μV/m)]	Margin [dB]	Height [cm]	Angle [°]
1	24619.348	50.6	-1.6	49.0	74.0	25.0	261.0	259.9

--- Vertical Polarization (PK)---

No.	Frequency [MHz]	Reading [dB(μV)]	c.f [dB(1/m)]	Result [dB(μV/m)]	Limit [dB(μV/m)]	Margin [dB]	Height [cm]	Angle [°]
1	22192.324	49.7	-0.6	49.1	74.0	24.9	336.5	7.5

[IEEE802.11g / 2412MHz]

Sony Corp.
EMC Reference Site

<<Radiated Emission>>

141224 SED-E1_21.dat

Model	: SED-E1	Limit	: FCC Part15C 15.209(a) 3m
Serial	: K300136	Remark1	:
Operator	: Y.AOYAMA	Remark2	: X軸
Power	: AC120V / 60Hz	Remark3	: 2412MHz
Temp./Hum.	: 22deg / 37%	Remark4	: 11g_48M

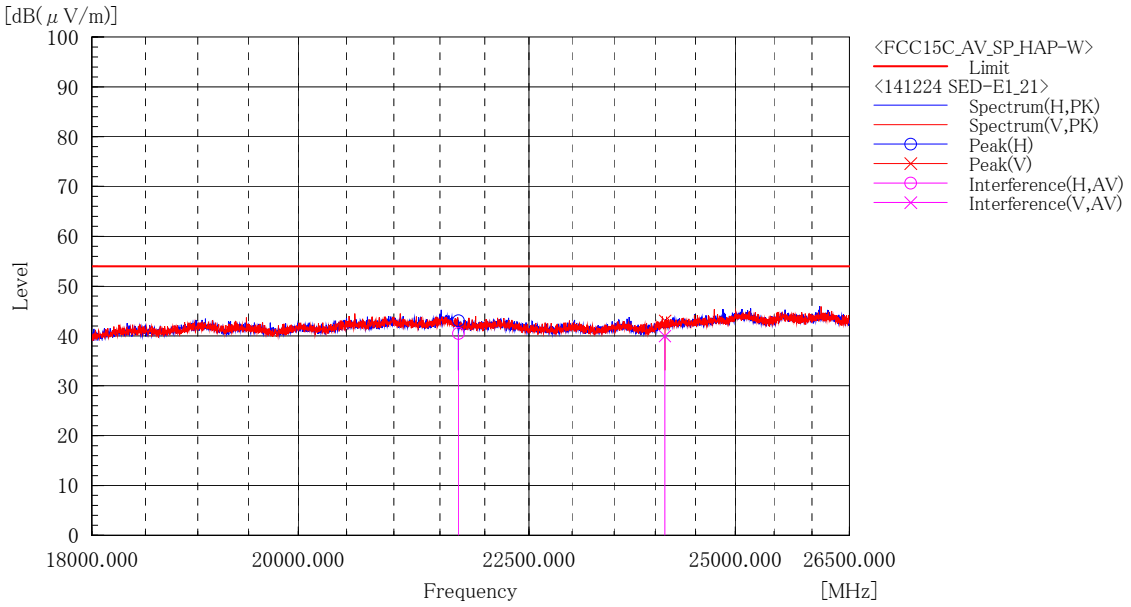

Final Result

--- Horizontal Polarization (AV)---

No.	Frequency [MHz]	Reading [dB(μV)]	c.f [dB(1/m)]	Result [dB(μV/m)]	Limit [dB(μV/m)]	Margin [dB]	Height [cm]	Angle [°]
1	21705.296	41.0	-0.5	40.5	54.0	13.5	296.1	109.3

--- Vertical Polarization (AV)---

No.	Frequency [MHz]	Reading [dB(μV)]	c.f [dB(1/m)]	Result [dB(μV/m)]	Limit [dB(μV/m)]	Margin [dB]	Height [cm]	Angle [°]
1	24118.118	42.0	-2.0	40.0	54.0	14.0	140.5	166.8

Sony Corp.
EMC Reference Site

<<Radiated Emission>>

141224 SED-E1_20.dat

Model	: SED-E1	Limit	: FCC Part15C 15.209(a) 3m
Serial	: K300136	Remark1	:
Operator	: Y.AOYAMA	Remark2	: X軸
Power	: AC120V / 60Hz	Remark3	: 2412MHz
Temp./Hum.	: 22deg / 37%	Remark4	: 11g_48M

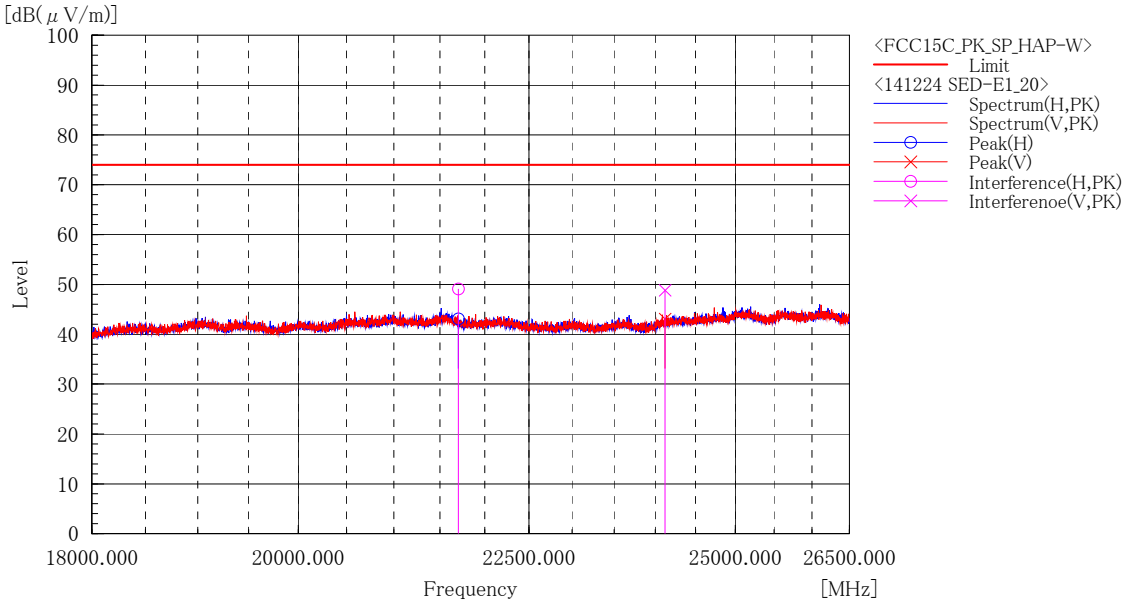

Final Result

--- Horizontal Polarization (PK)---

No.	Frequency [MHz]	Reading [dB(μV)]	c.f [dB(1/m)]	Result [dB(μV/m)]	Limit [dB(μV/m)]	Margin [dB]	Height [cm]	Angle [°]
1	21705.680	49.6	-0.5	49.1	74.0	24.9	296.1	109.2

--- Vertical Polarization (PK)---

No.	Frequency [MHz]	Reading [dB(μV)]	c.f [dB(1/m)]	Result [dB(μV/m)]	Limit [dB(μV/m)]	Margin [dB]	Height [cm]	Angle [°]
1	24118.780	50.8	-2.0	48.8	74.0	25.2	140.5	166.8

[IEEE802.11g / 2437MHz]

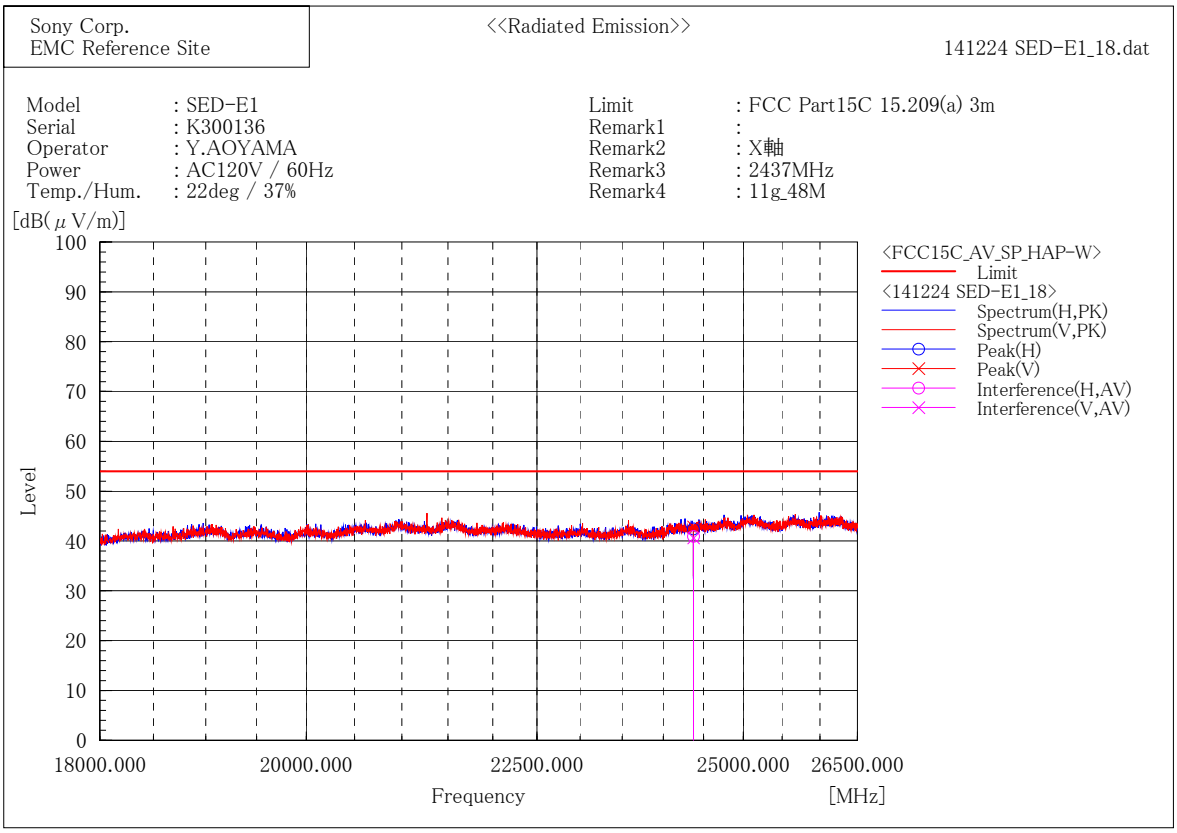

Final Result

--- Horizontal Polarization (AV)---

No.	Frequency [MHz]	Reading [dB(μV)]	c.f [dB(1/m)]	Result [dB(μV/m)]	Limit [dB(μV/m)]	Margin [dB]	Height [cm]	Angle [°]
1	24373.094	42.7	-1.8	40.9	54.0	13.1	245.7	349.8

--- Vertical Polarization (AV)---

No.	Frequency [MHz]	Reading [dB(μV)]	c.f [dB(1/m)]	Result [dB(μV/m)]	Limit [dB(μV/m)]	Margin [dB]	Height [cm]	Angle [°]
1	24372.362	42.4	-1.8	40.6	54.0	13.4	274.1	278.1

Sony Corp.
EMC Reference Site

<<Radiated Emission>>

141224 SED-E1_19.dat

Model	: SED-E1	Limit	: FCC Part15C 15.209(a) 3m
Serial	: K300136	Remark1	:
Operator	: Y.AOYAMA	Remark2	: X軸
Power	: AC120V / 60Hz	Remark3	: 2437MHz
Temp./Hum.	: 22deg / 37%	Remark4	: 11g_48M

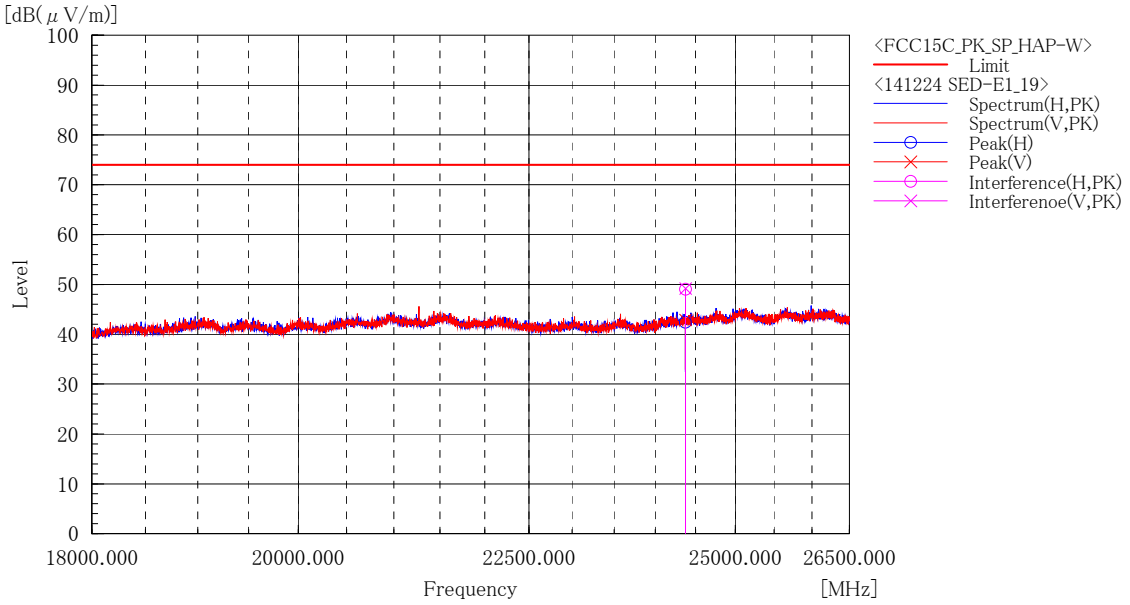

Final Result

--- Horizontal Polarization (PK)---

No.	Frequency [MHz]	Reading [dB(μV)]	c.f [dB(1/m)]	Result [dB(μV/m)]	Limit [dB(μV/m)]	Margin [dB]	Height [cm]	Angle [°]
1	24372.712	50.8	-1.8	49.0	74.0	25.0	245.7	349.8

--- Vertical Polarization (PK)---

No.	Frequency [MHz]	Reading [dB(μV)]	c.f [dB(1/m)]	Result [dB(μV/m)]	Limit [dB(μV/m)]	Margin [dB]	Height [cm]	Angle [°]
1	24372.216	51.0	-1.8	49.2	74.0	24.8	274.1	278.2

[IEEE802.11g / 2462MHz]

Sony Corp.
EMC Reference Site

<<Radiated Emission>>

141224 SED-E1_17.dat

Model	: SED-E1	Limit	: FCC Part15C 15.209(a) 3m
Serial	: K300136	Remark1	:
Operator	: Y.AOYAMA	Remark2	: X軸
Power	: AC120V / 60Hz	Remark3	: 2462MHz
Temp./Hum.	: 22deg / 37%	Remark4	: 11g_48M

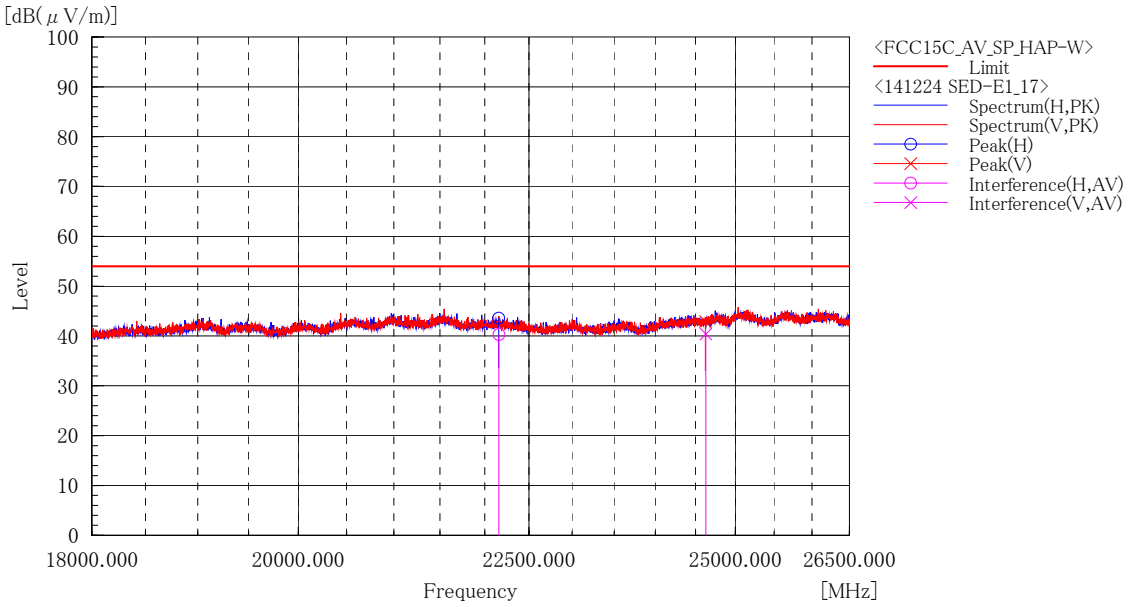

Final Result

--- Horizontal Polarization (AV)---

No.	Frequency [MHz]	Reading [dB(μV)]	c.f [dB(1/m)]	Result [dB(μV/m)]	Limit [dB(μV/m)]	Margin [dB]	Height [cm]	Angle [°]
1	22158.318	40.9	-0.6	40.3	54.0	13.7	252.6	93.6

--- Vertical Polarization (AV)---

No.	Frequency [MHz]	Reading [dB(μV)]	c.f [dB(1/m)]	Result [dB(μV/m)]	Limit [dB(μV/m)]	Margin [dB]	Height [cm]	Angle [°]
1	24626.094	42.0	-1.6	40.4	54.0	13.6	215.5	227.1

Sony Corp.
EMC Reference Site

<<Radiated Emission>>

141224 SED-E1_16.dat

Model	: SED-E1	Limit	: FCC Part15C 15.209(a) 3m
Serial	: K300136	Remark1	:
Operator	: Y.AOYAMA	Remark2	: X軸
Power	: AC120V / 60Hz	Remark3	: 2462MHz
Temp./Hum.	: 22deg / 37%	Remark4	: 11g_48M

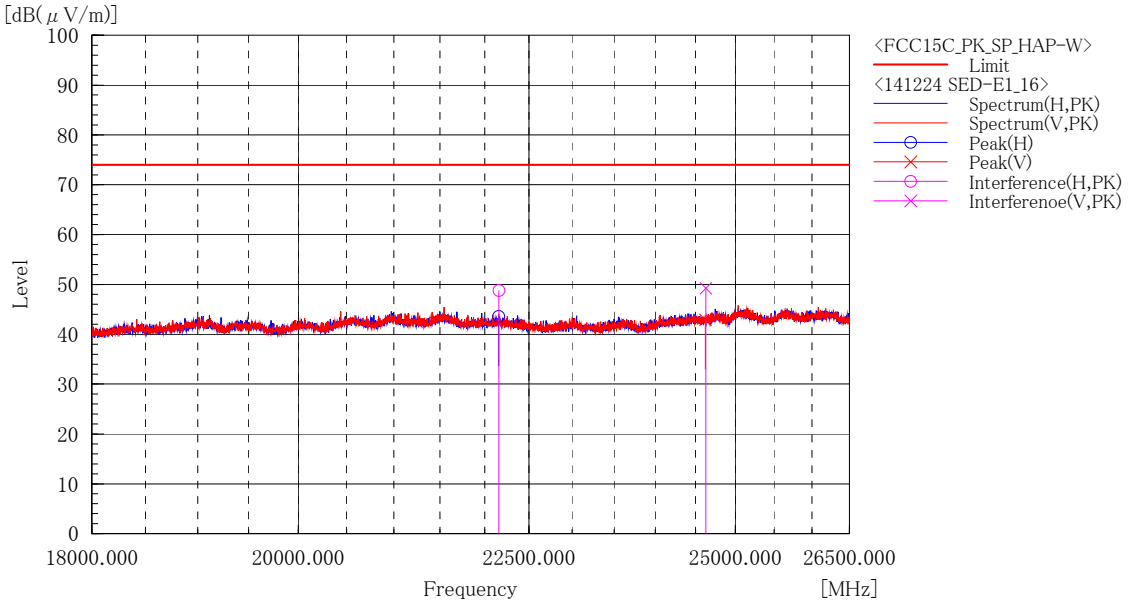

Final Result

--- Horizontal Polarization (PK)---

No.	Frequency [MHz]	Reading [dB(μV)]	c.f [dB(1/m)]	Result [dB(μV/m)]	Limit [dB(μV/m)]	Margin [dB]	Height [cm]	Angle [°]
1	22157.800	49.4	-0.6	48.8	74.0	25.2	252.6	93.5

--- Vertical Polarization (PK)---

No.	Frequency [MHz]	Reading [dB(μV)]	c.f [dB(1/m)]	Result [dB(μV/m)]	Limit [dB(μV/m)]	Margin [dB]	Height [cm]	Angle [°]
1	24625.796	50.9	-1.6	49.3	74.0	24.7	215.5	227.1

[IEEE802.11n (HT20) / 2412MHz]

Sony Corp.
EMC Reference Site

<<Radiated Emission>>

141224 SED-E1_22.dat

Model	: SED-E1	Limit	: FCC Part15C 15.209(a) 3m
Serial	: K300136	Remark1	:
Operator	: Y.AOYAMA	Remark2	: X軸
Power	: AC120V / 60Hz	Remark3	: 2412MHz
Temp./Hum.	: 22deg / 37%	Remark4	: 11n_MCS6

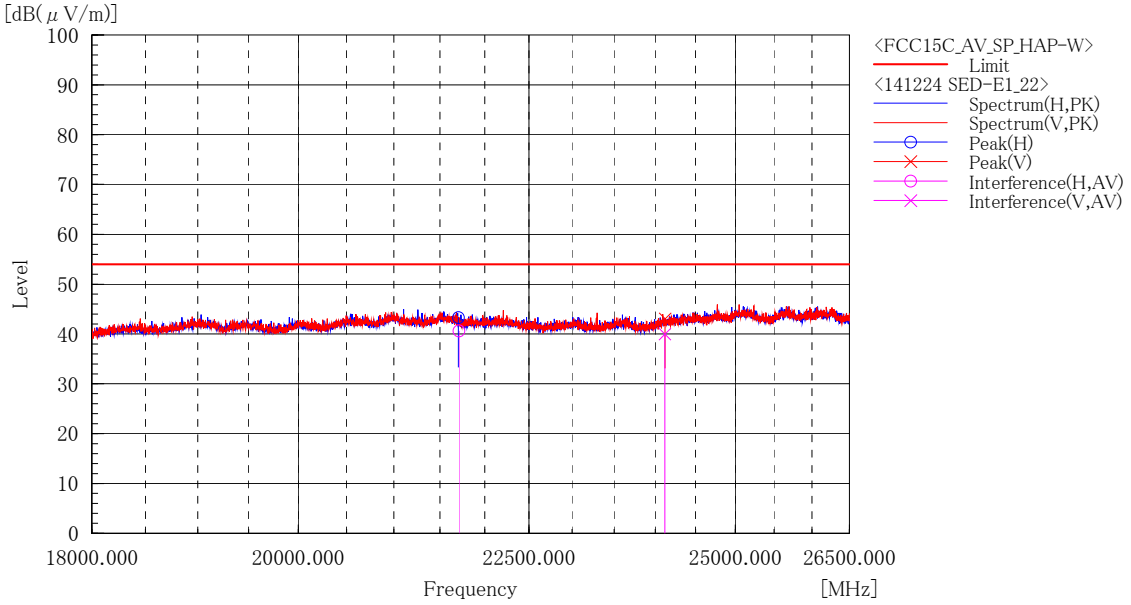

Final Result

--- Horizontal Polarization (AV)---

No.	Frequency [MHz]	Reading [dB(μV)]	c.f [dB(1/m)]	Result [dB(μV/m)]	Limit [dB(μV/m)]	Margin [dB]	Height [cm]	Angle [°]
1	21709.896	41.1	-0.5	40.6	54.0	13.4	291.7	333.3

--- Vertical Polarization (AV)---

No.	Frequency [MHz]	Reading [dB(μV)]	c.f [dB(1/m)]	Result [dB(μV/m)]	Limit [dB(μV/m)]	Margin [dB]	Height [cm]	Angle [°]
1	24116.114	42.0	-2.0	40.0	54.0	14.0	309.6	184.7

Sony Corp.
EMC Reference Site

<<Radiated Emission>>

141224 SED-E1_23.dat

Model	: SED-E1	Limit	: FCC Part15C 15.209(a) 3m
Serial	: K300136	Remark1	:
Operator	: Y.AOYAMA	Remark2	: X軸
Power	: AC120V / 60Hz	Remark3	: 2412MHz
Temp./Hum.	: 22deg / 37%	Remark4	: 11n_MCS6

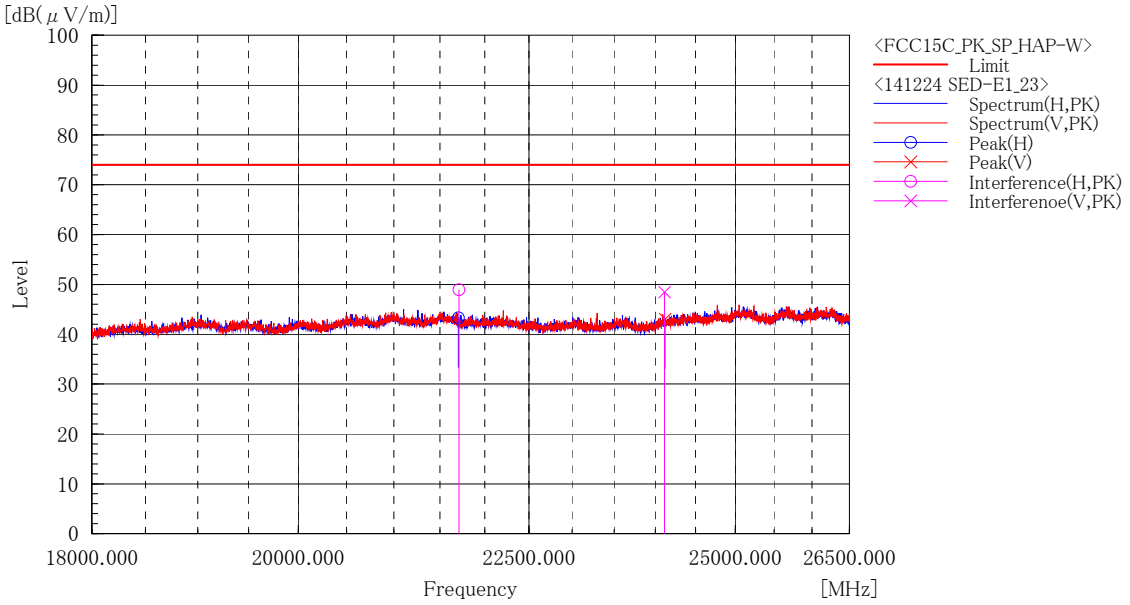

Final Result

--- Horizontal Polarization (PK)---

No.	Frequency [MHz]	Reading [dB(μV)]	c.f [dB(1/m)]	Result [dB(μV/m)]	Limit [dB(μV/m)]	Margin [dB]	Height [cm]	Angle [°]
1	21709.406	49.5	-0.5	49.0	74.0	25.0	291.7	333.3

--- Vertical Polarization (PK)---

No.	Frequency [MHz]	Reading [dB(μV)]	c.f [dB(1/m)]	Result [dB(μV/m)]	Limit [dB(μV/m)]	Margin [dB]	Height [cm]	Angle [°]
1	24114.524	50.5	-2.0	48.5	74.0	25.5	309.6	184.8

[IEEE802.11n (HT20) / 2437MHz]

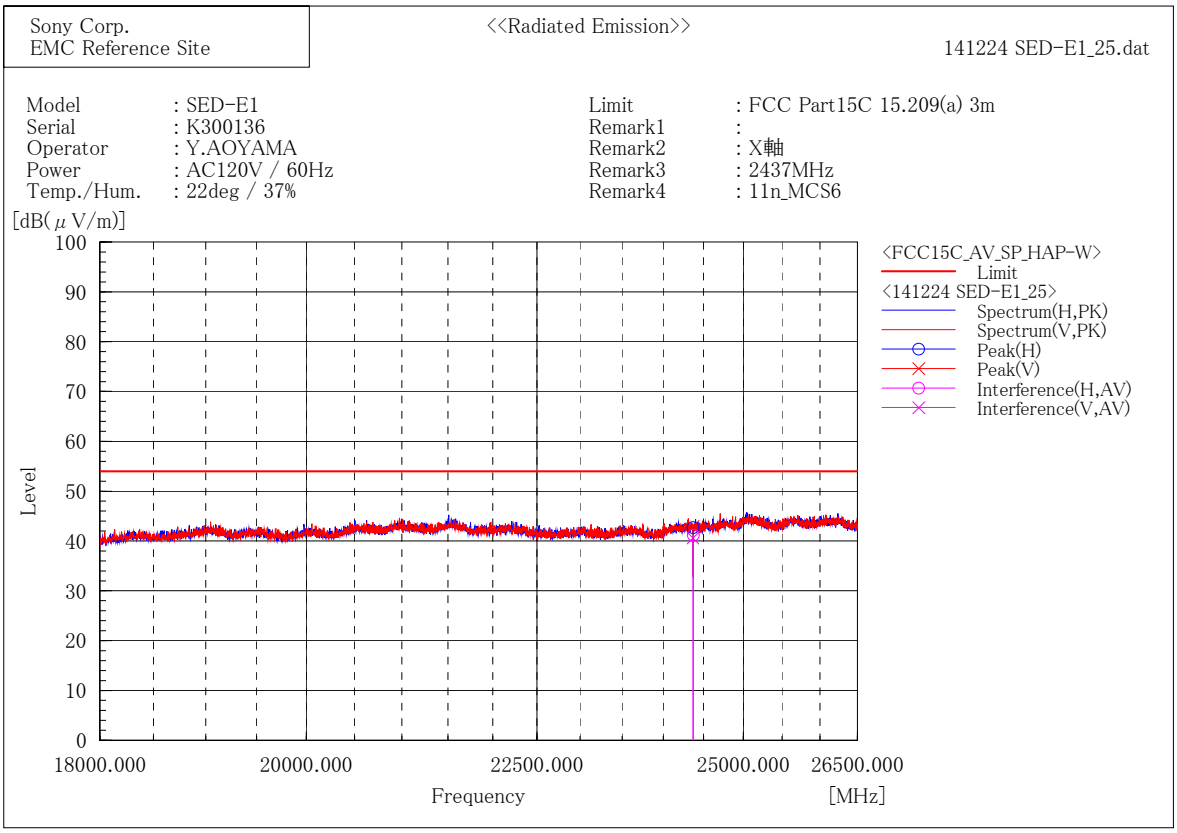

Final Result

--- Horizontal Polarization (AV)---

No.	Frequency [MHz]	Reading [dB(μV)]	c.f [dB(1/m)]	Result [dB(μV/m)]	Limit [dB(μV/m)]	Margin [dB]	Height [cm]	Angle [°]
1	24370.016	43.0	-1.8	41.2	54.0	12.8	316.3	39.0

--- Vertical Polarization (AV)---

No.	Frequency [MHz]	Reading [dB(μV)]	c.f [dB(1/m)]	Result [dB(μV/m)]	Limit [dB(μV/m)]	Margin [dB]	Height [cm]	Angle [°]
1	24364.440	42.4	-1.8	40.6	54.0	13.4	166.1	202.7

Sony Corp.
EMC Reference Site

<<Radiated Emission>>

141224 SED-E1_24.dat

Model	: SED-E1	Limit	: FCC Part15C 15.209(a) 3m
Serial	: K300136	Remark1	:
Operator	: Y.AOYAMA	Remark2	: X軸
Power	: AC120V / 60Hz	Remark3	: 2437MHz
Temp./Hum.	: 22deg / 37%	Remark4	: 11n_MCS6

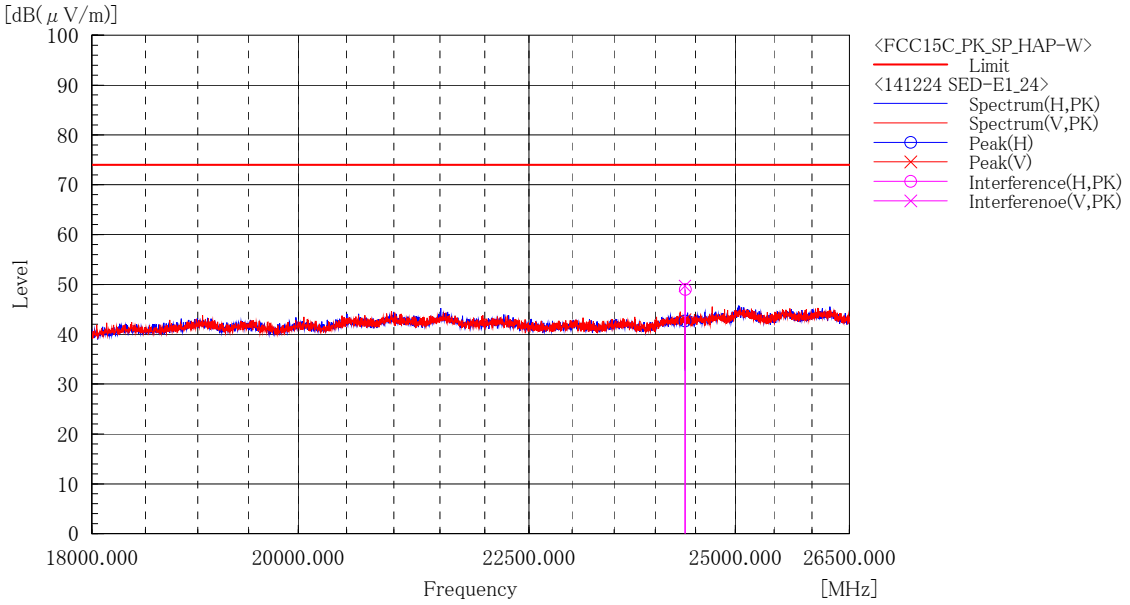

Final Result

--- Horizontal Polarization (PK)---

No.	Frequency [MHz]	Reading [dB(μV)]	c.f [dB(1/m)]	Result [dB(μV/m)]	Limit [dB(μV/m)]	Margin [dB]	Height [cm]	Angle [°]
1	24369.224	50.8	-1.8	49.0	74.0	25.0	316.3	38.9

--- Vertical Polarization (PK)---

No.	Frequency [MHz]	Reading [dB(μV)]	c.f [dB(1/m)]	Result [dB(μV/m)]	Limit [dB(μV/m)]	Margin [dB]	Height [cm]	Angle [°]
1	24365.116	51.5	-1.8	49.7	74.0	24.3	166.1	202.7

[IEEE802.11n (HT20) / 2462MHz]

Sony Corp.
EMC Reference Site

<<Radiated Emission>>

141224 SED-E1_26.dat

Model	: SED-E1	Limit	: FCC Part15C 15.209(a) 3m
Serial	: K300136	Remark1	:
Operator	: Y.AOYAMA	Remark2	: X軸
Power	: AC120V / 60Hz	Remark3	: 2462MHz
Temp./Hum.	: 22deg / 37%	Remark4	: 11n_MCS6

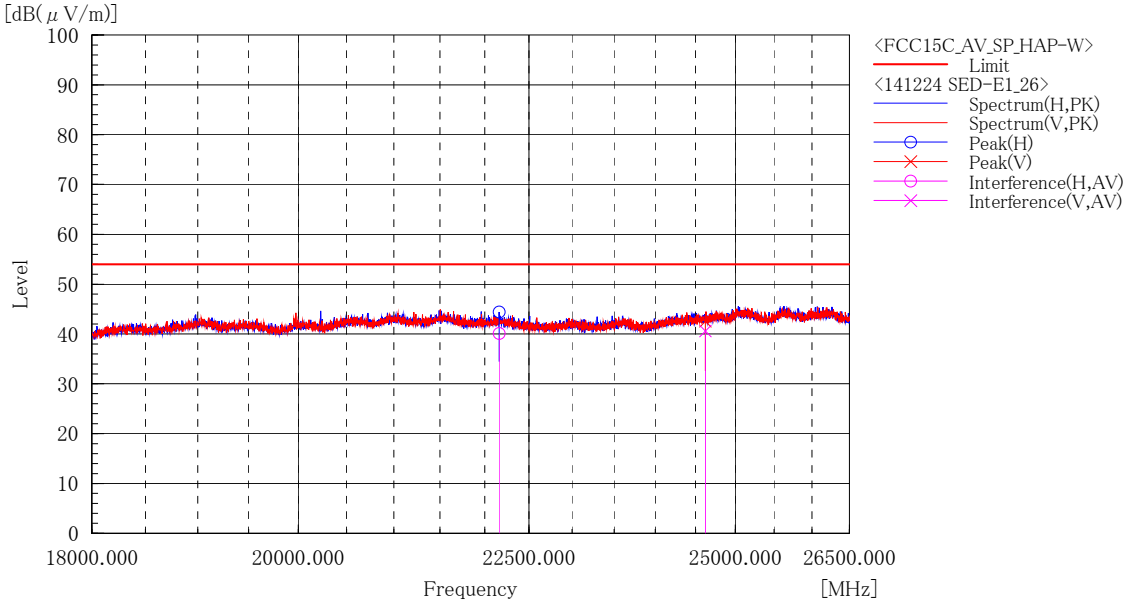

Final Result

--- Horizontal Polarization (AV)---

No.	Frequency [MHz]	Reading [dB(μV)]	c.f [dB(1/m)]	Result [dB(μV/m)]	Limit [dB(μV/m)]	Margin [dB]	Height [cm]	Angle [°]
1	22160.916	40.7	-0.6	40.1	54.0	13.9	312.5	291.5

--- Vertical Polarization (AV)---

No.	Frequency [MHz]	Reading [dB(μV)]	c.f [dB(1/m)]	Result [dB(μV/m)]	Limit [dB(μV/m)]	Margin [dB]	Height [cm]	Angle [°]
1	24621.818	42.2	-1.6	40.6	54.0	13.4	271.7	114.5

Sony Corp.
EMC Reference Site

<<Radiated Emission>>

141224 SED-E1_27.dat

Model	: SED-E1	Limit	: FCC Part15C 15.209(a) 3m
Serial	: K300136	Remark1	:
Operator	: Y.AOYAMA	Remark2	: X軸
Power	: AC120V / 60Hz	Remark3	: 2462MHz
Temp./Hum.	: 22deg / 37%	Remark4	: 11n_MCS6

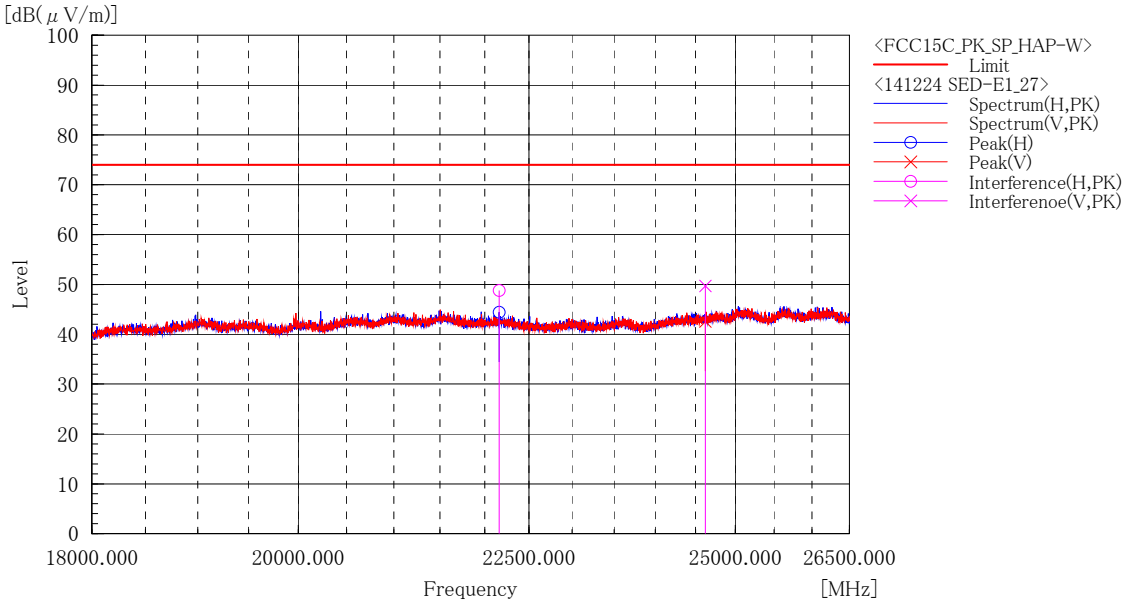

Final Result

--- Horizontal Polarization (PK)---

No.	Frequency [MHz]	Reading [dB(μV)]	c.f [dB(1/m)]	Result [dB(μV/m)]	Limit [dB(μV/m)]	Margin [dB]	Height [cm]	Angle [°]
1	22161.180	49.4	-0.6	48.8	74.0	25.2	312.5	291.5

--- Vertical Polarization (PK)---

No.	Frequency [MHz]	Reading [dB(μV)]	c.f [dB(1/m)]	Result [dB(μV/m)]	Limit [dB(μV/m)]	Margin [dB]	Height [cm]	Angle [°]
1	24620.954	51.3	-1.6	49.7	74.0	24.3	271.7	114.6

3.6. Conducted Spurious Emissions for Band Edge

1) Ambient temperature : 24.9deg.C
2) Relative humidity : 29.2%
3) Date of measurement : December 24, 2014
4) Measured by : T.OHO
5) Operating mode : Transmitting mode

Mode	Rate [Mbps]	Channel [MHz]	Frequency [MHz]	Reading(PK) [dBm]	C.F. [dB]	Result [dBm]	Limit [dBm]	Margin [dB]
11b	1	2412	2411.46	-4.73	10.70	5.97	-	-
			2398.48	-52.87	10.70	-42.17	-14.03	28.14
11g	48	2412	2416.98	-9.64	10.70	1.06	-	-
			2390.08	-56.47	10.70	-45.77	-18.94	26.83
			2399.98	-42.23	10.70	-31.53	-18.94	12.59
11n (HT20)	MCS6	2412	2416.97	-11.01	10.70	-0.31	-	-
			2390.03	-58.76	10.70	-48.06	-20.31	27.75
			2399.96	-42.76	10.70	-32.06	-20.31	11.75

[IEEE802.11b / 2412MHz]

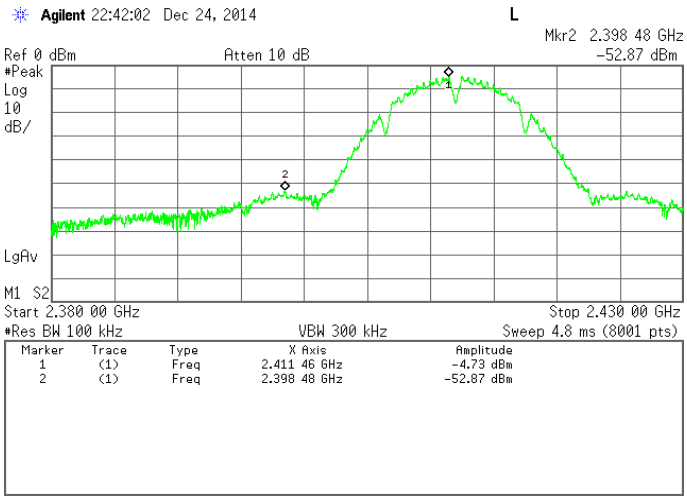

[IEEE802.11g / 2412MHz]

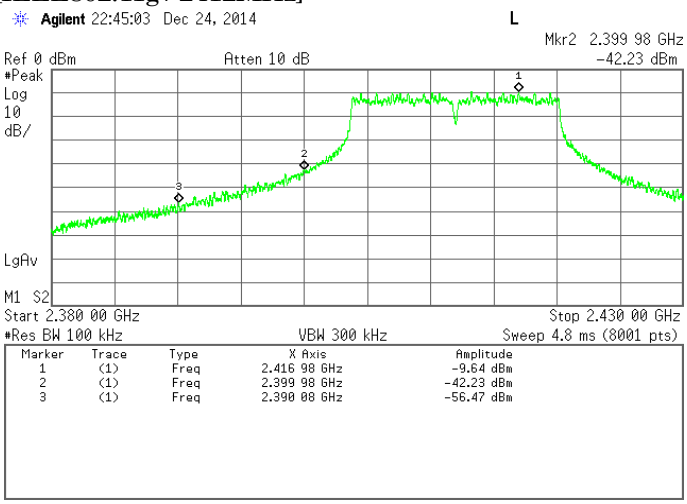

[IEEE802.11n / 2412MHz]

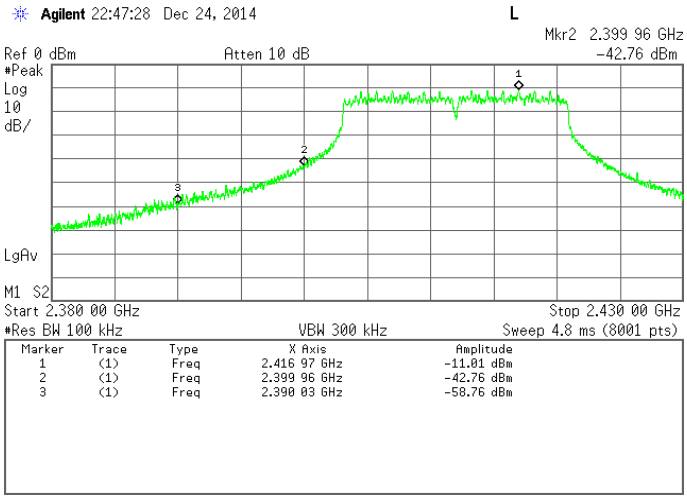

4. Method of Calculation

4.1. AC Power-line Conducted Emissions Measurement

Method of calculation		: Software
The Software for Calculation	Name	: EP5/ CE
	Version	: Ver5.0.0

Test Result [dBuV] = Meter Reading [dBuV] + C.F. [dB]

Notes :

(a) Meter Reading : Reading of the EMI test receiver or spectrum analyzer.

(b) C.F. : System Loss + Correction Factor of LISN.

4.2. Maximum Peak Conducted Output Power Measurement

Method of calculation		: Software
The Software for Calculation	Name	: SW-302
	Version	: Ver1.0

Test Result (PK) [dBm] = Meter Reading [dBm] + C.F. [dB]
Test Result (AV) [dBm] = Meter Reading [dBm] + C.F. [dB] + Duty Factor [dB]

Notes :

(a) Meter Reading : Reading of the power meter.

(b) C.F. : Attenuator Loss + EUT Cable Loss

(c) Duty Factor : 10log {(Tx ON Time + Tx OFF Time) / (Tx ON Time)}

4.3. Power Density Measurement

Method of calculation		: Software
The Software for Calculation	Name	: SW-302
	Version	: Ver1.0

Test Result [dBm] = Meter Reading [dBm] + C.F. [dB]

Notes :

(a) Meter Reading : Reading of the spectrum analyzer.

(b) C.F. : System Cable Loss + Attenuator Loss + EUT Cable Loss

4.4. Radiated Spurious Emission Measurement

Method of calculation		: Software
The Software for Calculation	Name	: V-Scan
	Version	: Ver. 4.0.30

Test Result [dBuV/m] = Meter Reading [dBuV] + C.F. [dB/m]

Notes :

(a) Meter Reading : Reading of the EMI test receiver or spectrum analyzer.

(b) C.F. : ☒ Antenna Factor (including Balun Loss) + System GainLoss

: ☐ Antenna Factor (including Balun Loss) + System GainLoss + 20 log (3 m/ 10 m)

4.5. Conducted Spurious Emission for Band Edge Measurement

Method of calculation		: Software
The Software for Calculation	Name	: SW-302
	Version	: Ver1.0

Test Result [dBm] = Meter Reading [dBm] + C.F. [dB]

Notes :

(a) Meter Reading : Reading of the spectrum analyzer.

(b) C.F. : System Cable Loss + Attenuator Loss + EUT Cable Loss

5. List of Test Equipment

All test results are traceable to the national and/or international standards.

5.1. AC Power-line Conducted Emissions

4th Site Shielded Room 1

	Control No.	Description	Model No.	Serial No.	Manufacturer	Cal. Int.	Last Cal.
☒	-	Shield Room	-	-	TDK	-	-
☐	M515	EMI Receiver	ESCI	100606	Rohde & Schwarz	12	14.07.01
☒	M109	EMI Receiver	ESI7	100051	Rohde & Schwarz	12	14.04.17
☒	M514	LISN (for EUT)	ENV216	100424	Rohde & Schwarz	12	14.03.20
☐	M505	LISN	ENV216	100425	Rohde & Schwarz	12	14.04.25
☐	M116	LISN	KNW-242	8-888-6	Kyoritsu	12	14.05.23
☒	CS043	4th Site CE Cable SYSTEM	-	-	EMC/RF Test Lab.	12	14.11.20
☒	M664	6dB Attenuator	6806.01.A	-	HUBER+SUHNER	12	14.11.20
☒	M619	HIGH FREQUENCY FUSE	MP612A	-	Anritsu	12	14.11.20
☒	M153	50 ohm Terminator (M505)	CT-01	-	TME	12	14.08.20
☐	M159	50 ohm Terminator	T1302	-	Stack	12	14.08.20
☒	M690	Thermo Meter	AD-5640A	201304	A&D	12	14.10.03

5.2. Antenna-port Conducted Measurements

4th Site Shielded Room 1

	Control No.	Equipment	Model No.	Serial No.	Manufacturer	Cal. Int.	Last Cal.
☒	-	Shield Room	B83117-B2432-T161	P26428	Albatross Project	-	-
☒	W003	Spectrum Analyzer	E4440A	US42511926	Keysight Technologies	12	14.05.19
☒	W006	Power Meter	N1911A	MY50000295	Keysight Technologies	12	14.10.16
☒	W007	Power Sensor	N1922A	MY50180022	Keysight Technologies	12	14.10.16
☒	W029	10dB Attenuator	8493C	76549	Keysight Technologies	12	14.09.26
☒	WC05	RF Cable	SUCOFLEX 102	34287	HUBER + SUHNER	12	14.09.26
☒	M719	Thermo Meter	TH-321	140053	AS ONE	12	14.06.02

5.3. Radiated Spurious Emissions

4th Site 10m Semi-Anechoic Chamber

	Control No.	Equipment	Model No.	Serial No.	Manufacturer	Cal. Int.	Last Cal.
☒	M506	Semi-Anechoic Chamber	-	-	TDK	12	14.05.20
☒	M575	EMI Receiver	ESCI	100161	Rohde & Schwarz	12	14.10.23
☒	M669	EMI Receiver	N9038A	MY51210223	Keysight Technologies	12	14.05.23
☒	A073	Loop Antenna	HFH2-Z2	100171	Rohde & Schwarz	12	14.04.08
☒	A043	Biconical Antenna	BBA9106	V5 (91032598)	Schwarzbeck	12	14.08.19
☒	A046	Logperiodic Antenna	UHALP9108A1	0830	Schwarzbeck	12	14.08.20
☒	A056	Horn Antenna	BBHA9120D	1201	Schwarzbeck	12	14.01.25
☒	A057	Horn Antenna	HAP06-18W	00000037	TOYO Corporation	12	14.08.22
☒	A058	Horn Antenna	HAP18-26W	00000016	TOYO Corporation	12	14.01.14
☐	CS037	4th Site RE Cable SYS1	-	-	EMC/RF Test Lab.	12	14.01.22
☒	CS039	4th Site RE Cable SYS3	-	-	EMC/RF Test Lab.	12	14.01.22
☒	CS054	4th Site EMF Cable SYS	-	-	EMC/RF Test Lab.	12	14.11.20
☒	CS064/065	Ref Site RE Cable SYS8	-	-	EMC/RF Test Lab.	12	14.05.19
☒	M510	RF Selector	NS4900	0802-226	TOYO Corporation	12	14.01.22
☒	M706	3dB Attenuator	8491A	MY39267782	Keysight Technologies	12	14.01.22
☒	M620	RF Pre-Amp	8447D	2944A10720	Keysight Technologies	12	14.01.22
☒	M737	GHz Filter Box	GB-G01	001	Sony EMCS	12	14.05.19
☒	M689	Thermo Meter	AD-5640A	201303	A&D	12	14.10.03