TR-4-E-009 Radiated Emission Test Result

Test Date:	2024-07-07	**Tested By**:	Genliu
EUT:	WIFI+BT Module	**Model Number**:	WXT2HM2001
Test Mode:	AC40 5510Mode	**Power Supply**:	DC 3.3V
Condition:	Temp:24.5°C;Humi:47.4%	**Test Site**:	DDT 3# Chamber
File Path:	w:\2024 report data\Q24052405\FCC ABOVE 5G\125		
Memo:	Sample Number:S24052405-001 Power Setting:14		

Test Graph

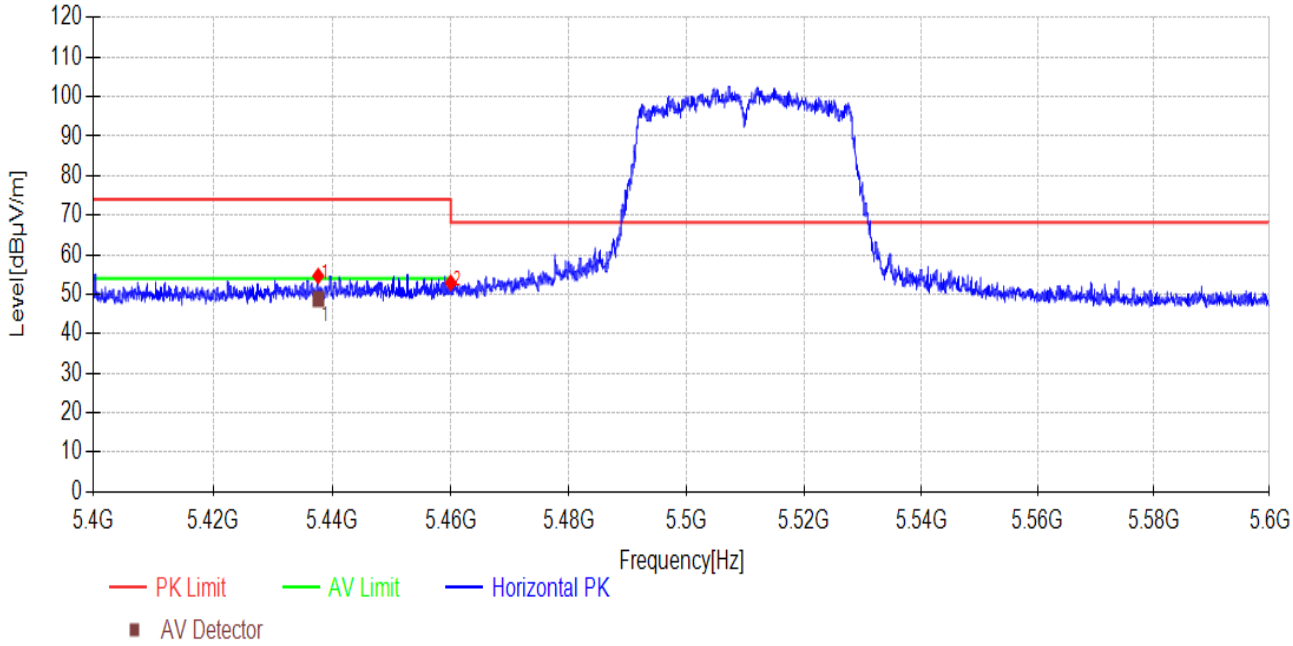

Data List								
NO.	**Freq. [MHz]**	**Reading [dBµV/m]**	**Factor[dB]**	**Level [dBµV/m]**	**Limit [dBµV/m]**	**Margin [dB]**	**Detector**	**Polarity**
1	5437.660	16.14	38.49	54.63	74.00	19.37	PK	Horizontal
2	5460.000	14.44	38.48	52.92	68.20	15.28	PK	Horizontal

Data List								
NO.	**Freq. [MHz]**	**Reading [dBµV/m]**	**Factor[dB]**	**Level [dBµV/m]**	**Limit [dBµV/m]**	**Margin [dB]**	**Detector**	**Polarity**
1	5437.660	10.3	38.49	48.79	54.0	5.21	AV	Horizontal

Note:
1. Level = Reading + Factor
2. If Peak Result complies with AV limit, AV Result is deemed to comply with AV limit.
3. Test setup: RBW: 1 MHz, VBW: 3 MHz, Sweep time: auto.

TR-4-E-009 Radiated Emission Test Result

Test Date:	2024-07-07	**Tested By**:	Genliu
EUT:	WIFI+BT Module	**Model Number**:	WXT2HM2001
Test Mode:	AC40 5510Mode	**Power Supply**:	DC 3.3V
Condition:	Temp:24.5°C;Humi:47.4%	**Test Site**:	DDT 3# Chamber
File Path:	w:\2024 report data\Q24052405\FCC ABOVE 5G\126		
Memo:	Sample Number:S24052405-001 Power Setting:14		

Test Graph

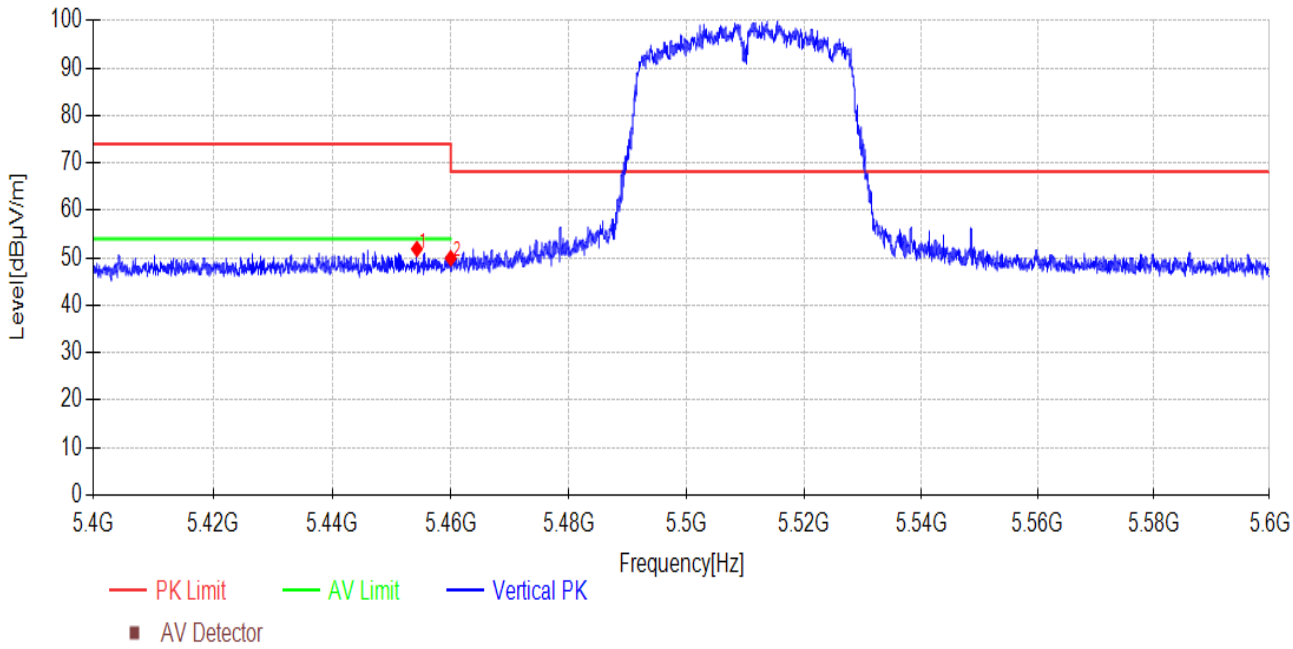

Data List								
NO.	**Freq. [MHz]**	**Reading [dBµV/m]**	**Factor[dB]**	**Level [dBµV/m]**	**Limit [dBµV/m]**	**Margin [dB]**	**Detector**	**Polarity**
1	5454.280	13.40	38.48	51.88	74.00	22.12	PK	Vertical
2	5460.000	11.44	38.48	49.92	68.20	18.28	PK	Vertical

Note:
1. Level = Reading + Factor
2. If Peak Result complies with AV limit, AV Result is deemed to comply with AV limit.
3. Test setup: RBW: 1 MHz, VBW: 3 MHz, Sweep time: auto.

TR-4-E-009 Radiated Emission Test Result

Test Date:	2024-07-07	**Tested By**:	Genliu
EUT:	WIFI+BT Module	**Model Number**:	WXT2HM2001
Test Mode:	AC40 5670Mode	**Power Supply**:	DC 3.3V
Condition:	Temp:24.5°C;Humi:47.4%	**Test Site**:	DDT 3# Chamber
File Path:	w:\2024 report data\Q24052405\FCC ABOVE 5G\127		
Memo:	Sample Number:S24052405-001 Power Setting:14		

Test Graph

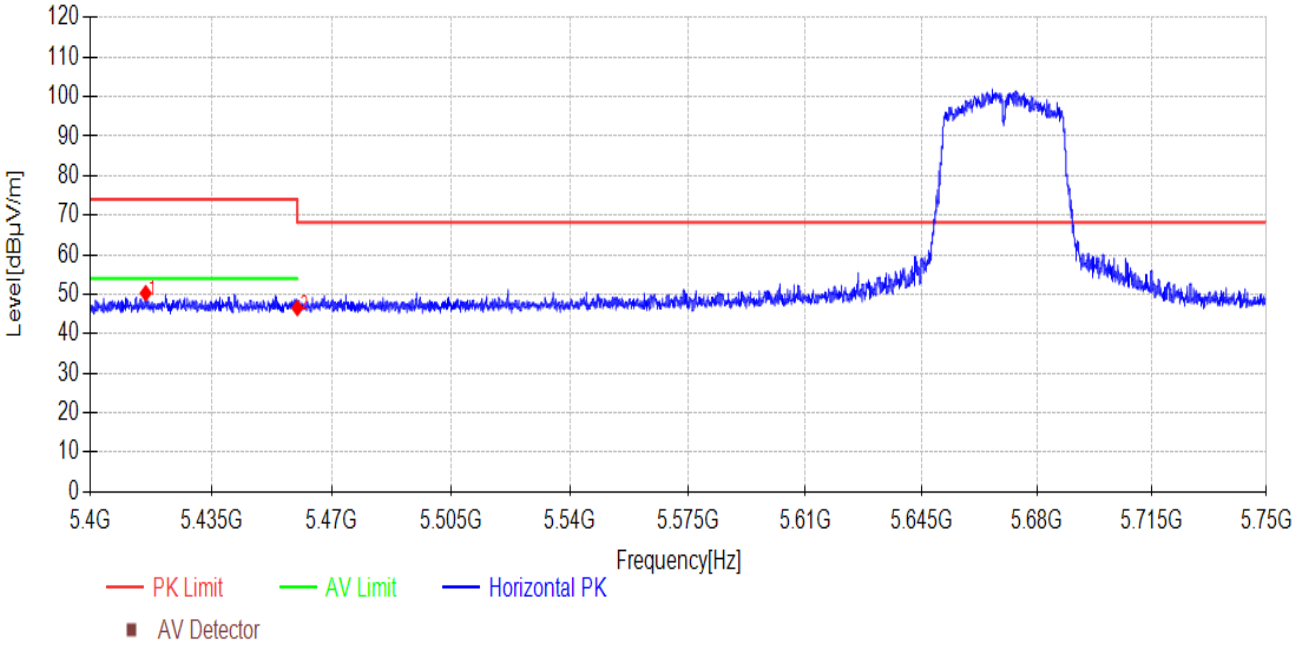

Data List								
NO.	**Freq. [MHz]**	**Reading [dBµV/m]**	**Factor[dB]**	**Level [dBµV/m]**	**Limit [dBµV/m]**	**Margin [dB]**	**Detector**	**Polarity**
1	5415.960	11.76	38.52	50.28	74.00	23.72	PK	Horizontal
2	5460.000	8.05	38.48	46.53	68.20	21.67	PK	Horizontal

Note:
1. Level = Reading + Factor
2. If Peak Result complies with AV limit, AV Result is deemed to comply with AV limit.
3. Test setup: RBW: 1 MHz, VBW: 3 MHz, Sweep time: auto.

TR-4-E-009 Radiated Emission Test Result

Test Date:	2024-07-07	**Tested By**:	Genliu
EUT:	WIFI+BT Module	**Model Number**:	WXT2HM2001
Test Mode:	AC40 5670Mode	**Power Supply**:	DC 3.3V
Condition:	Temp:24.5°C;Humi:47.4%	**Test Site**:	DDT 3# Chamber
File Path:	w:\2024 report data\Q24052405\FCC ABOVE 5G\128		
Memo:	Sample Number:S24052405-001 Power Setting:14		

Test Graph

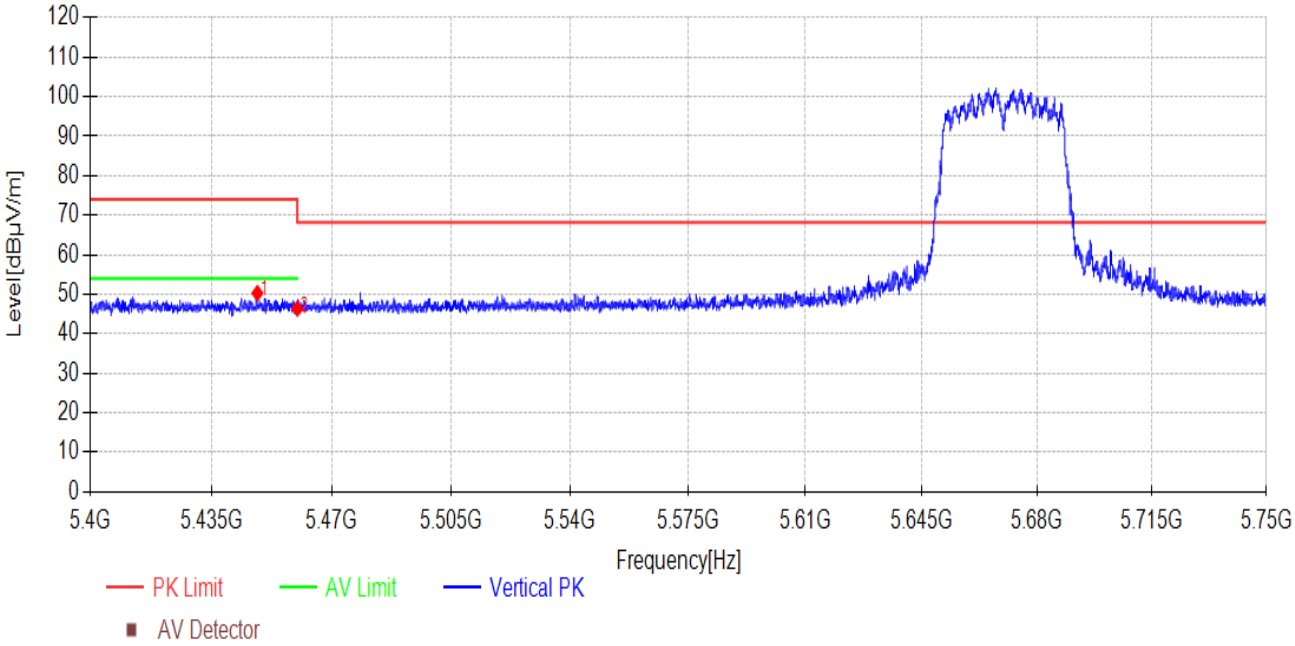

Data List								
NO.	**Freq. [MHz]**	**Reading [dBµV/m]**	**Factor[dB]**	**Level [dBµV/m]**	**Limit [dBµV/m]**	**Margin [dB]**	**Detector**	**Polarity**
1	5448.370	11.82	38.48	50.30	74.00	23.70	PK	Vertical
2	5460.000	7.92	38.48	46.40	68.20	21.80	PK	Vertical

Note:
1. Level = Reading + Factor
2. If Peak Result complies with AV limit, AV Result is deemed to comply with AV limit.
3. Test setup: RBW: 1 MHz, VBW: 3 MHz, Sweep time: auto.

TR-4-E-009 Radiated Emission Test Result

Test Date:	2024-07-07	**Tested By**:	Genliu
EUT:	WIFI+BT Module	**Model Number**:	WXT2HM2001
Test Mode:	AX40 5190Mode	**Power Supply**:	DC 3.3V
Condition:	Temp:24.5°C;Humi:47.4%	**Test Site**:	DDT 3# Chamber
File Path:	w:\2024 report data\Q24052405\FCC ABOVE 5G\129		
Memo:	Sample Number:S24052405-001 Power Setting:14		

Test Graph

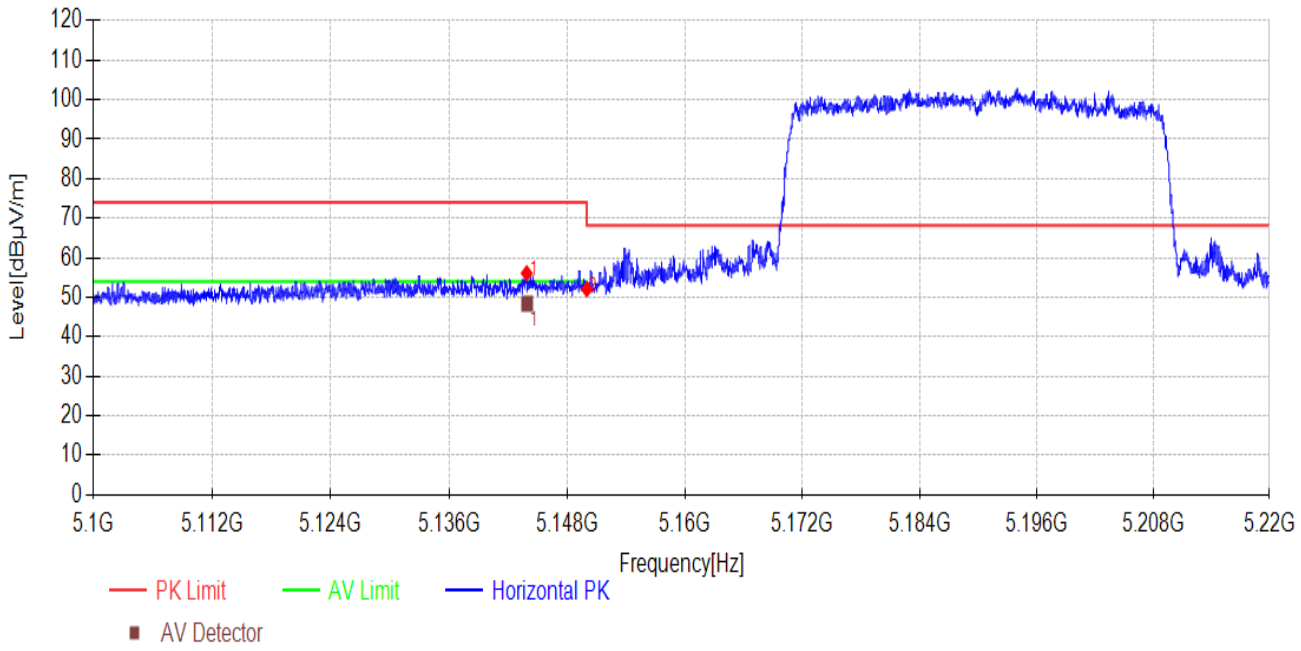

Data List								
NO.	**Freq. [MHz]**	**Reading [dBµV/m]**	**Factor[dB]**	**Level [dBµV/m]**	**Limit [dBµV/m]**	**Margin [dB]**	**Detector**	**Polarity**
1	5143.884	17.42	38.67	56.09	74.00	17.91	PK	Horizontal
2	5150.000	13.40	38.68	52.08	68.20	16.12	PK	Horizontal

Data List								
NO.	**Freq. [MHz]**	**Reading [dBµV/m]**	**Factor[dB]**	**Level [dBµV/m]**	**Limit [dBµV/m]**	**Margin [dB]**	**Detector**	**Polarity**
1	5143.884	9.8	38.67	48.47	54.0	5.53	AV	Horizontal

Note:
1. Level = Reading + Factor
2. If Peak Result complies with AV limit, AV Result is deemed to comply with AV limit.
3. Test setup: RBW: 1 MHz, VBW: 3 MHz, Sweep time: auto.

TR-4-E-009 Radiated Emission Test Result

Test Date:	2024-07-07	**Tested By**:	Genliu
EUT:	WIFI+BT Module	**Model Number**:	WXT2HM2001
Test Mode:	AX40 5190Mode	**Power Supply**:	DC 3.3V
Condition:	Temp:24.5°C;Humi:47.4%	**Test Site**:	DDT 3# Chamber
File Path:	w:\2024 report data\Q24052405\FCC ABOVE 5G\130		
Memo:	Sample Number:S24052405-001 Power Setting:14		

Test Graph

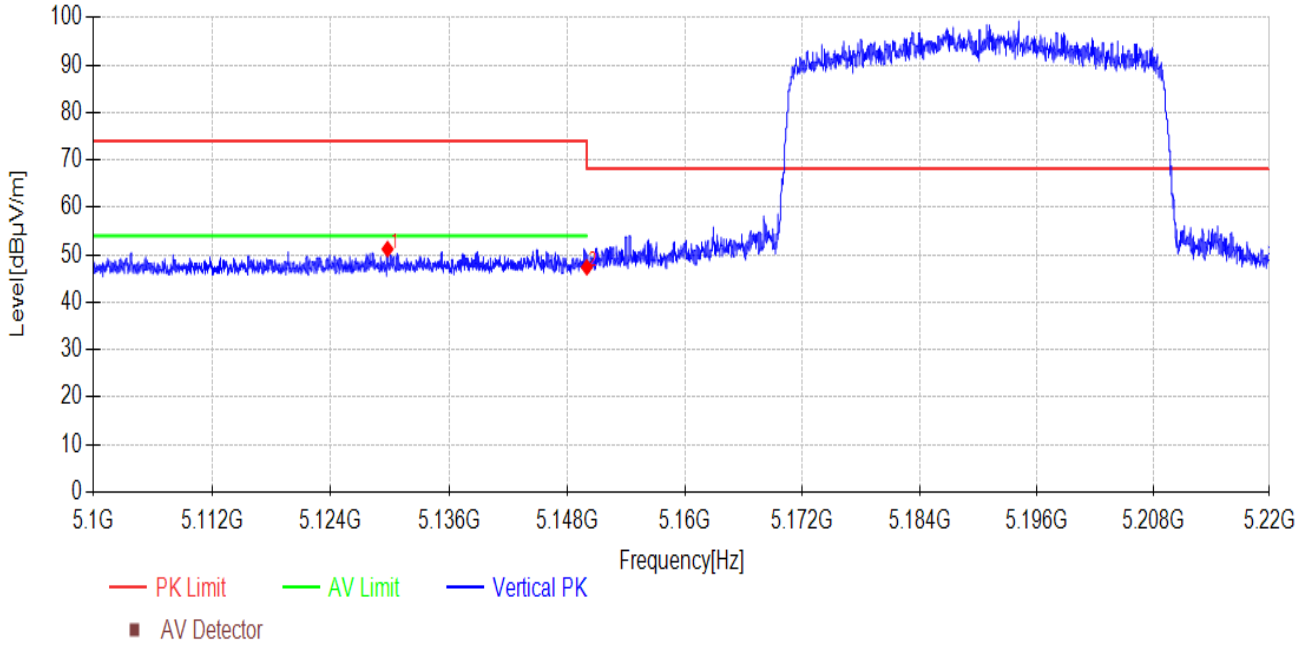

Data List								
NO.	**Freq. [MHz]**	**Reading [dBµV/m]**	**Factor[dB]**	**Level [dBµV/m]**	**Limit [dBµV/m]**	**Margin [dB]**	**Detector**	**Polarity**
1	5129.748	12.55	38.67	51.22	74.00	22.78	PK	Vertical
2	5150.000	8.69	38.68	47.37	68.20	20.83	PK	Vertical

Note:
1. Level = Reading + Factor
2. If Peak Result complies with AV limit, AV Result is deemed to comply with AV limit.
3. Test setup: RBW: 1 MHz, VBW: 3 MHz, Sweep time: auto.

TR-4-E-009 Radiated Emission Test Result

Test Date:	2024-07-07	**Tested By**:	Genliu
EUT:	WIFI+BT Module	**Model Number**:	WXT2HM2001
Test Mode:	AX40 5310Mode	**Power Supply**:	DC 3.3V
Condition:	Temp:24.5°C;Humi:47.4%	**Test Site**:	DDT 3# Chamber
File Path:	w:\2024 report data\Q24052405\FCC ABOVE 5G\135		
Memo:	Sample Number:S24052405-001 Power Setting:14		

Test Graph

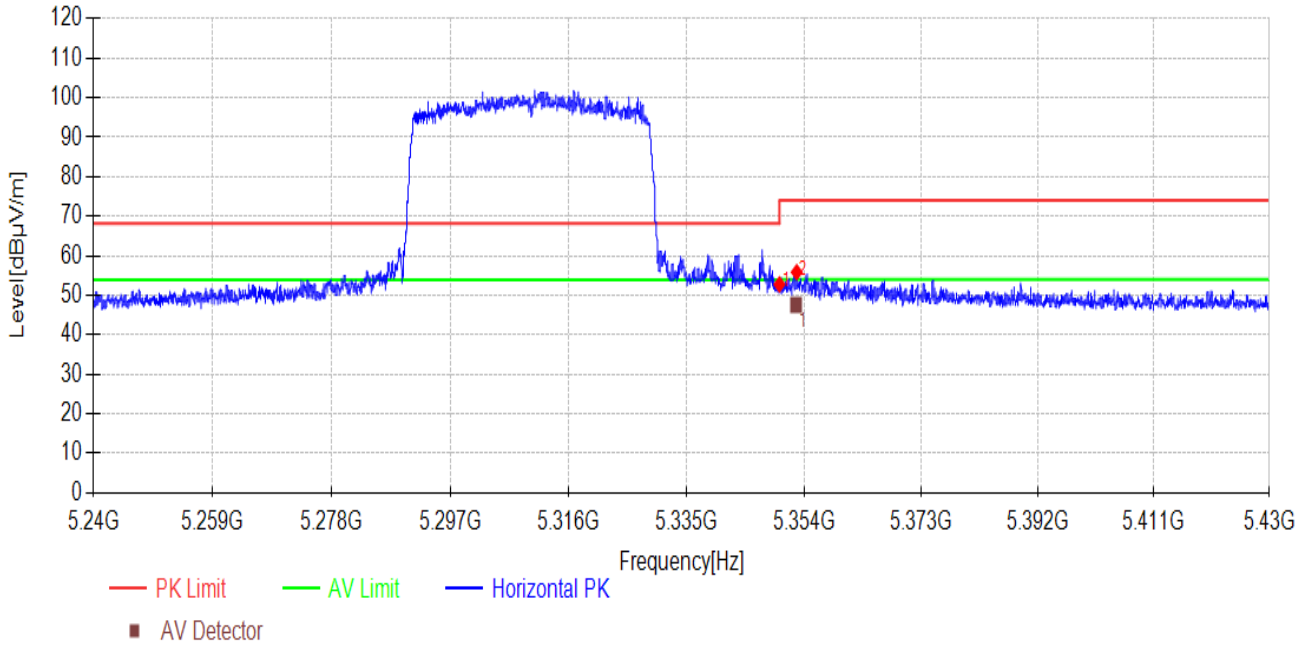

Data List								
NO.	**Freq. [MHz]**	**Reading [dBµV/m]**	**Factor[dB]**	**Level [dBµV/m]**	**Limit [dBµV/m]**	**Margin [dB]**	**Detector**	**Polarity**
1	5350.000	14.26	38.51	52.77	74.00	21.23	PK	Horizontal
2	5352.803	17.36	38.51	55.87	74.00	18.13	PK	Horizontal

Data List								
NO.	**Freq. [MHz]**	**Reading [dBµV/m]**	**Factor[dB]**	**Level [dBµV/m]**	**Limit [dBµV/m]**	**Margin [dB]**	**Detector**	**Polarity**
1	5352.803	8.9	38.51	47.41	54.0	6.59	AV	Horizontal

Note:
1. Level = Reading + Factor
2. If Peak Result complies with AV limit, AV Result is deemed to comply with AV limit.
3. Test setup: RBW: 1 MHz, VBW: 3 MHz, Sweep time: auto.

TR-4-E-009 Radiated Emission Test Result

Test Date:	2024-07-07	**Tested By**:	Genliu
EUT:	WIFI+BT Module	**Model Number**:	WXT2HM2001
Test Mode:	AX40 5310Mode	**Power Supply**:	DC 3.3V
Condition:	Temp:24.5°C;Humi:47.4%	**Test Site**:	DDT 3# Chamber
File Path:	w:\2024 report data\Q24052405\FCC ABOVE 5G\136		
Memo:	Sample Number:S24052405-001 Power Setting:14		

Test Graph

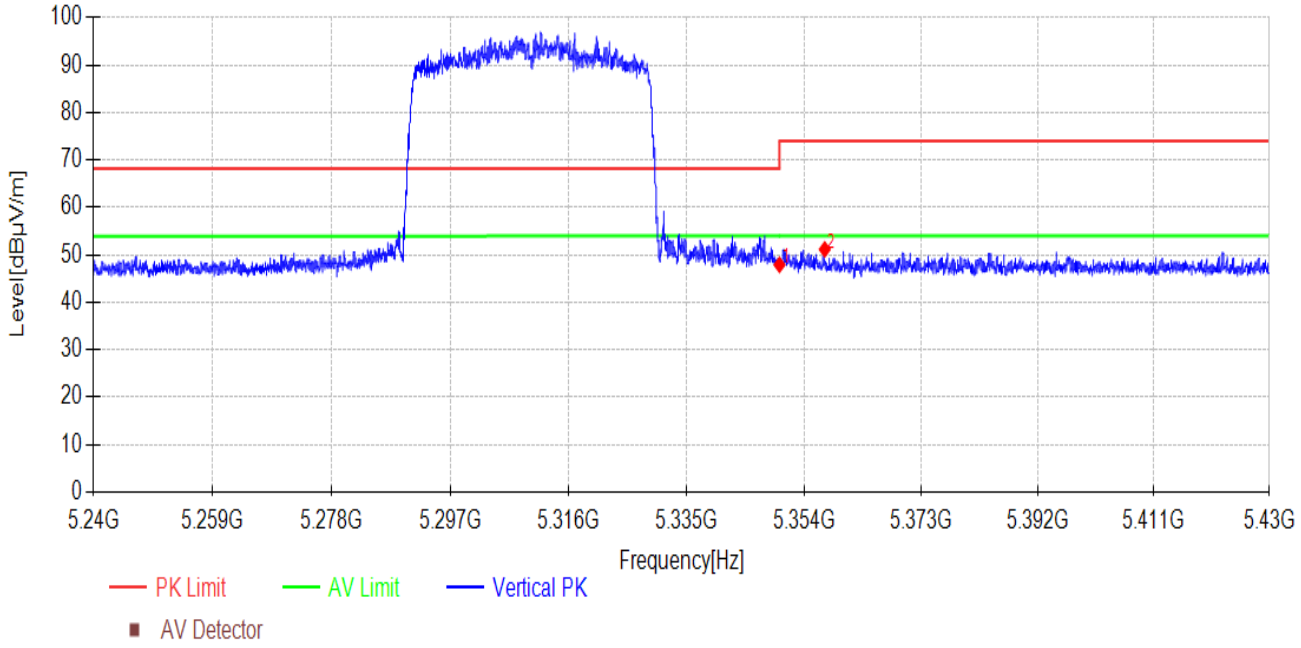

Data List								
NO.	**Freq. [MHz]**	**Reading [dBµV/m]**	**Factor[dB]**	**Level [dBµV/m]**	**Limit [dBµV/m]**	**Margin [dB]**	**Detector**	**Polarity**
1	5350.000	9.39	38.51	47.90	74.00	26.10	PK	Vertical
2	5357.344	12.63	38.52	51.15	74.00	22.85	PK	Vertical

Note:
1. Level = Reading + Factor
2. If Peak Result complies with AV limit, AV Result is deemed to comply with AV limit.
3. Test setup: RBW: 1 MHz, VBW: 3 MHz, Sweep time: auto.

TR-4-E-009 Radiated Emission Test Result

Test Date:	2024-07-07	**Tested By**:	Genliu
EUT:	WIFI+BT Module	**Model Number**:	WXT2HM2001
Test Mode:	AX40 5510Mode	**Power Supply**:	DC 3.3V
Condition:	Temp:24.5°C;Humi:47.4%	**Test Site**:	DDT 3# Chamber
File Path:	w:\2024 report data\Q24052405\FCC ABOVE 5G\137		
Memo:	Sample Number:S24052405-001 Power Setting:14		

Test Graph

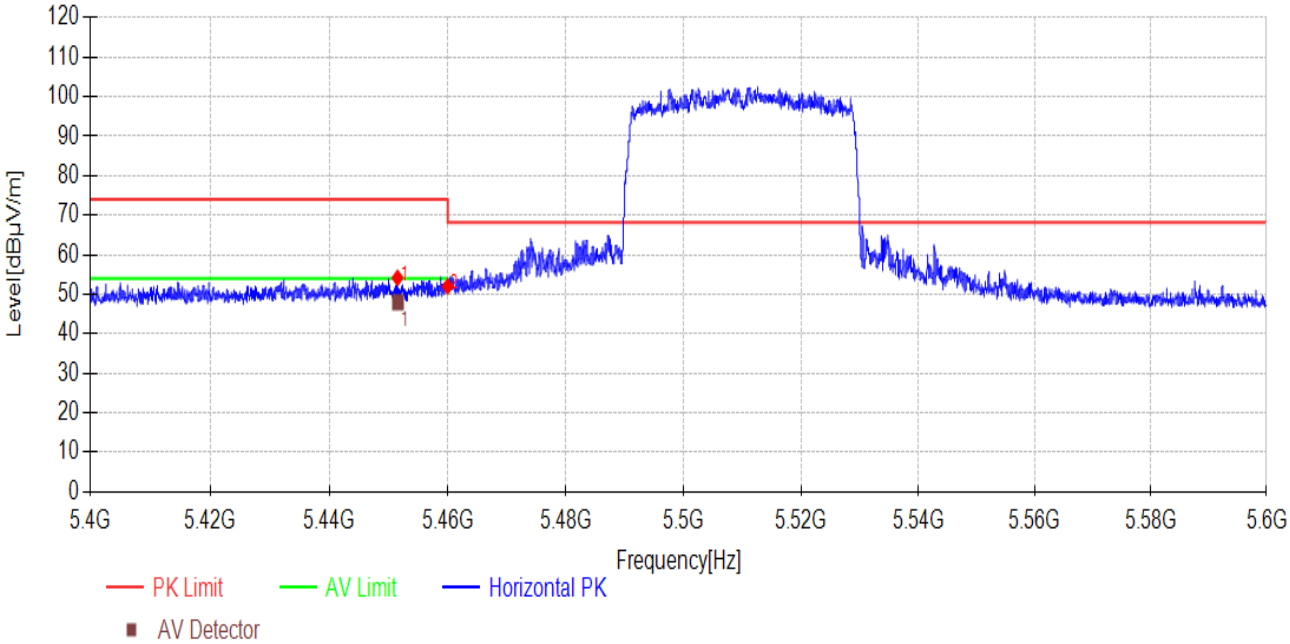

Data List								
NO.	**Freq. [MHz]**	**Reading [dBµV/m]**	**Factor[dB]**	**Level [dBµV/m]**	**Limit [dBµV/m]**	**Margin [dB]**	**Detector**	**Polarity**
1	5451.520	15.68	38.48	54.16	74.00	19.84	PK	Horizontal
2	5460.000	13.55	38.48	52.03	68.20	16.17	PK	Horizontal

Data List								
NO.	**Freq. [MHz]**	**Reading [dBµV/m]**	**Factor[dB]**	**Level [dBµV/m]**	**Limit [dBµV/m]**	**Margin [dB]**	**Detector**	**Polarity**
1	5451.520	9.3	38.48	47.78	54.0	6.22	AV	Horizontal

Note:
1. Level = Reading + Factor
2. If Peak Result complies with AV limit, AV Result is deemed to comply with AV limit.
3. Test setup: RBW: 1 MHz, VBW: 3 MHz, Sweep time: auto.

TR-4-E-009 Radiated Emission Test Result

Test Date:	2024-07-07	**Tested By**:	Genliu
EUT:	WIFI+BT Module	**Model Number**:	WXT2HM2001
Test Mode:	AX40 5510Mode	**Power Supply**:	DC 3.3V
Condition:	Temp:24.5°C;Humi:47.4%	**Test Site**:	DDT 3# Chamber
File Path:	w:\2024 report data\Q24052405\FCC ABOVE 5G\138		
Memo:	Sample Number:S24052405-001 Power Setting:14		

Test Graph

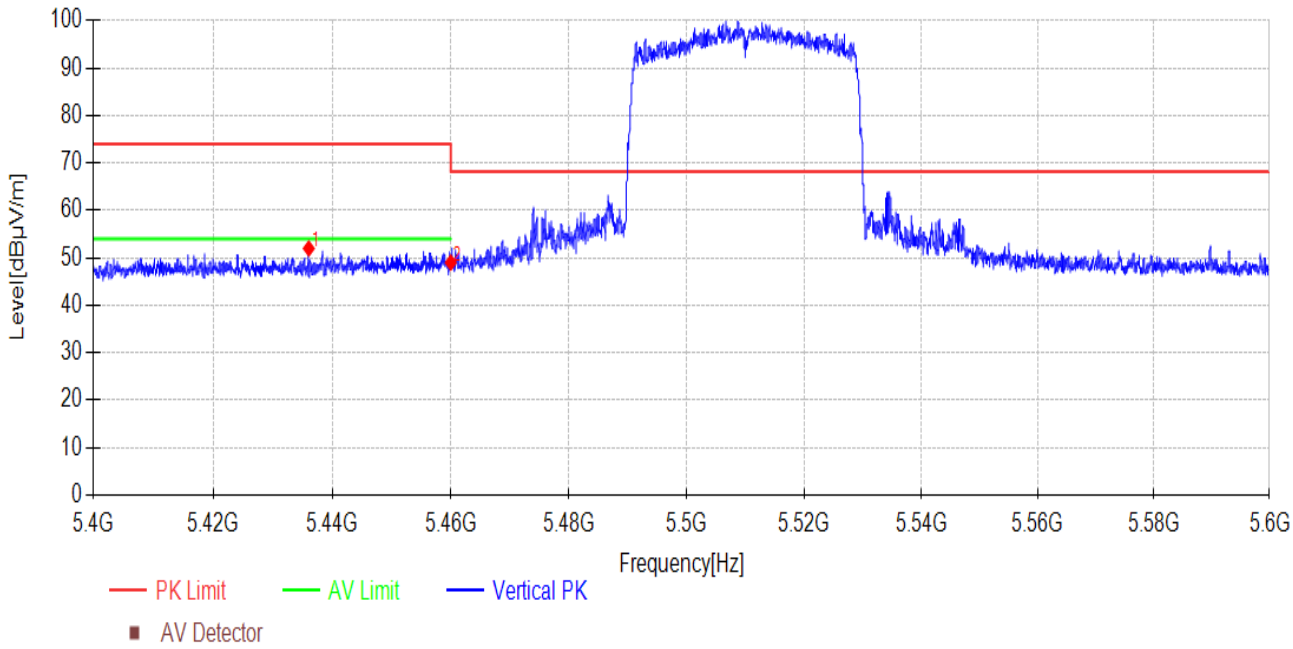

Data List								
NO.	**Freq. [MHz]**	**Reading [dBµV/m]**	**Factor[dB]**	**Level [dBµV/m]**	**Limit [dBµV/m]**	**Margin [dB]**	**Detector**	**Polarity**
1	5436.080	13.48	38.50	51.98	74.00	22.02	PK	Vertical
2	5460.000	10.51	38.48	48.99	68.20	19.21	PK	Vertical

Note:
1. Level = Reading + Factor
2. If Peak Result complies with AV limit, AV Result is deemed to comply with AV limit.
3. Test setup: RBW: 1 MHz, VBW: 3 MHz, Sweep time: auto.

TR-4-E-009 Radiated Emission Test Result

Test Date:	2024-07-07	**Tested By**:	Genliu
EUT:	WIFI+BT Module	**Model Number**:	WXT2HM2001
Test Mode:	AX40 5670Mode	**Power Supply**:	DC 3.3V
Condition:	Temp:24.5°C;Humi:47.4%	**Test Site**:	DDT 3# Chamber
File Path:	w:\2024 report data\Q24052405\FCC ABOVE 5G\139		
Memo:	Sample Number:S24052405-001 Power Setting:14		

Test Graph

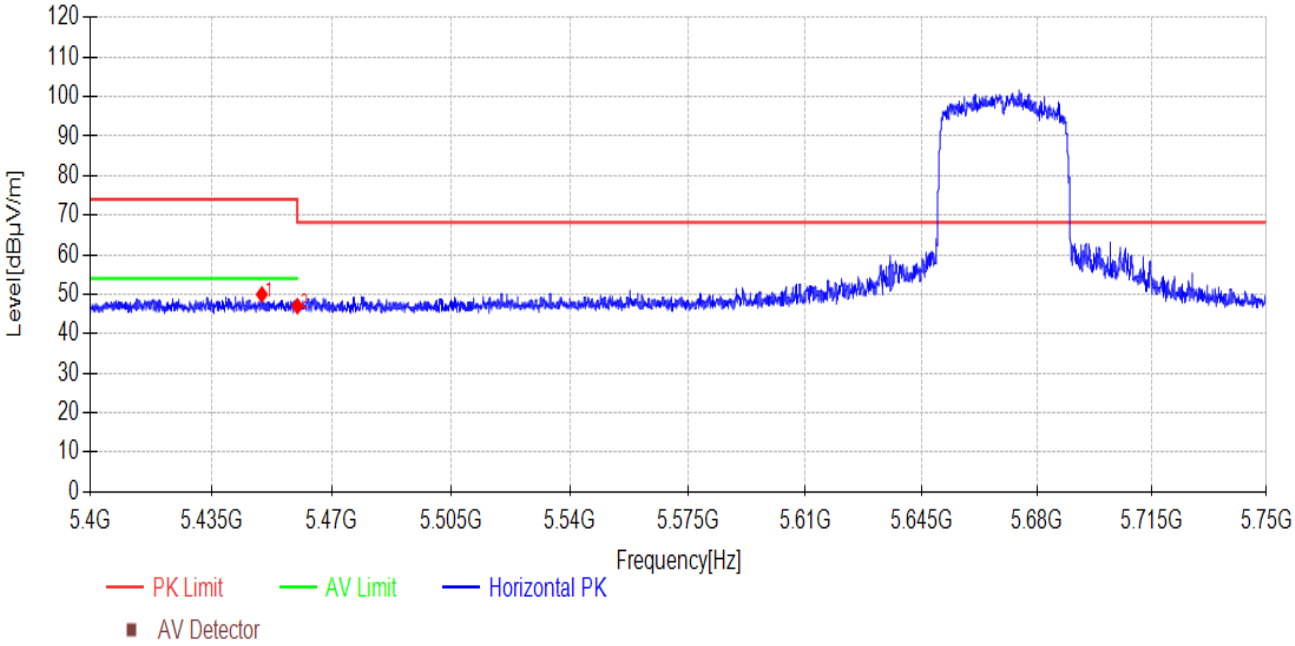

Data List								
NO.	**Freq. [MHz]**	**Reading [dBµV/m]**	**Factor[dB]**	**Level [dBµV/m]**	**Limit [dBµV/m]**	**Margin [dB]**	**Detector**	**Polarity**
1	5449.665	11.50	38.48	49.98	74.00	24.02	PK	Horizontal
2	5460.000	8.54	38.48	47.02	68.20	21.18	PK	Horizontal

Note:
1. Level = Reading + Factor
2. If Peak Result complies with AV limit, AV Result is deemed to comply with AV limit.
3. Test setup: RBW: 1 MHz, VBW: 3 MHz, Sweep time: auto.

TR-4-E-009 Radiated Emission Test Result

Test Date:	2024-07-07	**Tested By**:	Genliu
EUT:	WIFI+BT Module	**Model Number**:	WXT2HM2001
Test Mode:	AX40 5670Mode	**Power Supply**:	DC 3.3V
Condition:	Temp:24.5°C;Humi:47.4%	**Test Site**:	DDT 3# Chamber
File Path:	w:\2024 report data\Q24052405\FCC ABOVE 5G\140		
Memo:	Sample Number:S24052405-001 Power Setting:14		

Test Graph

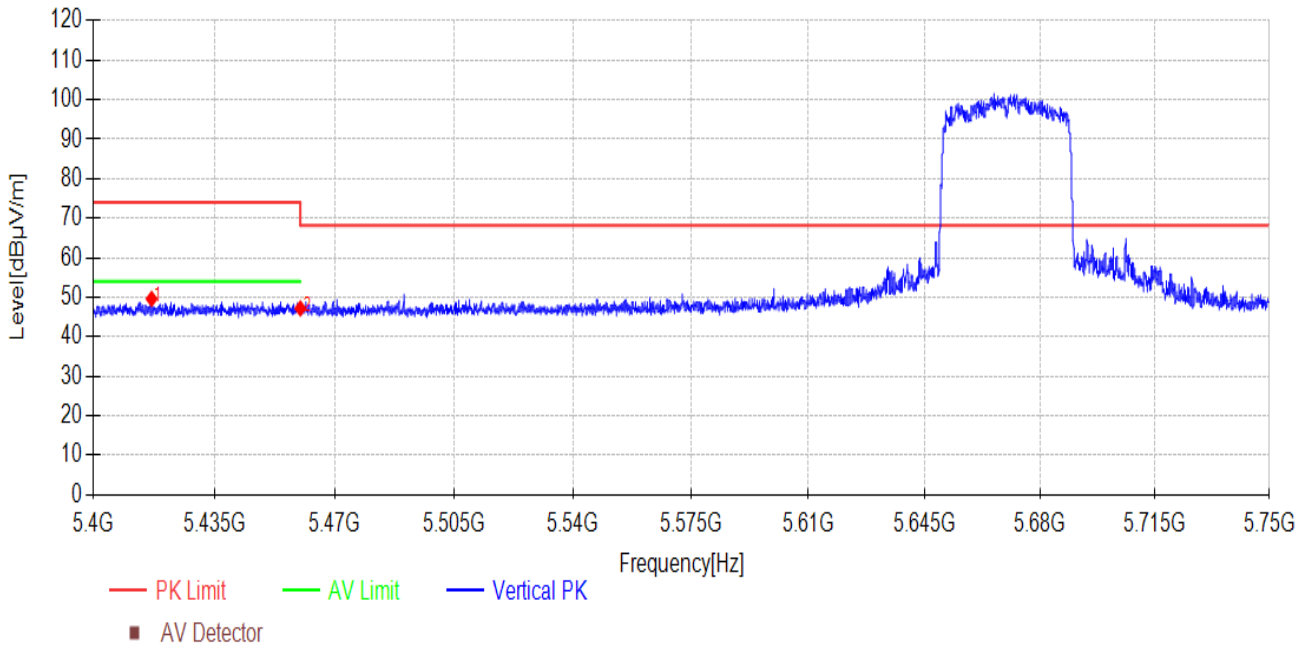

Data List								
NO.	**Freq. [MHz]**	**Reading [dBµV/m]**	**Factor[dB]**	**Level [dBµV/m]**	**Limit [dBµV/m]**	**Margin [dB]**	**Detector**	**Polarity**
1	5416.800	11.08	38.53	49.61	74.00	24.39	PK	Vertical
2	5460.000	8.71	38.48	47.19	68.20	21.01	PK	Vertical

Note:
1. Level = Reading + Factor
2. If Peak Result complies with AV limit, AV Result is deemed to comply with AV limit.
3. Test setup: RBW: 1 MHz, VBW: 3 MHz, Sweep time: auto.

TR-4-E-009 Radiated Emission Test Result

Test Date:	2024-07-07	**Tested By**:	Genliu
EUT:	WIFI+BT Module	**Model Number**:	WXT2HM2001
Test Mode:	AX80 5290Mode	**Power Supply**:	DC 3.3V
Condition:	Temp:24.5°C;Humi:47.4%	**Test Site**:	DDT 3# Chamber
File Path:	w:\2024 report data\Q24052405\FCC ABOVE 5G\141		
Memo:	Sample Number:S24052405-001 Power Setting:14		

Test Graph

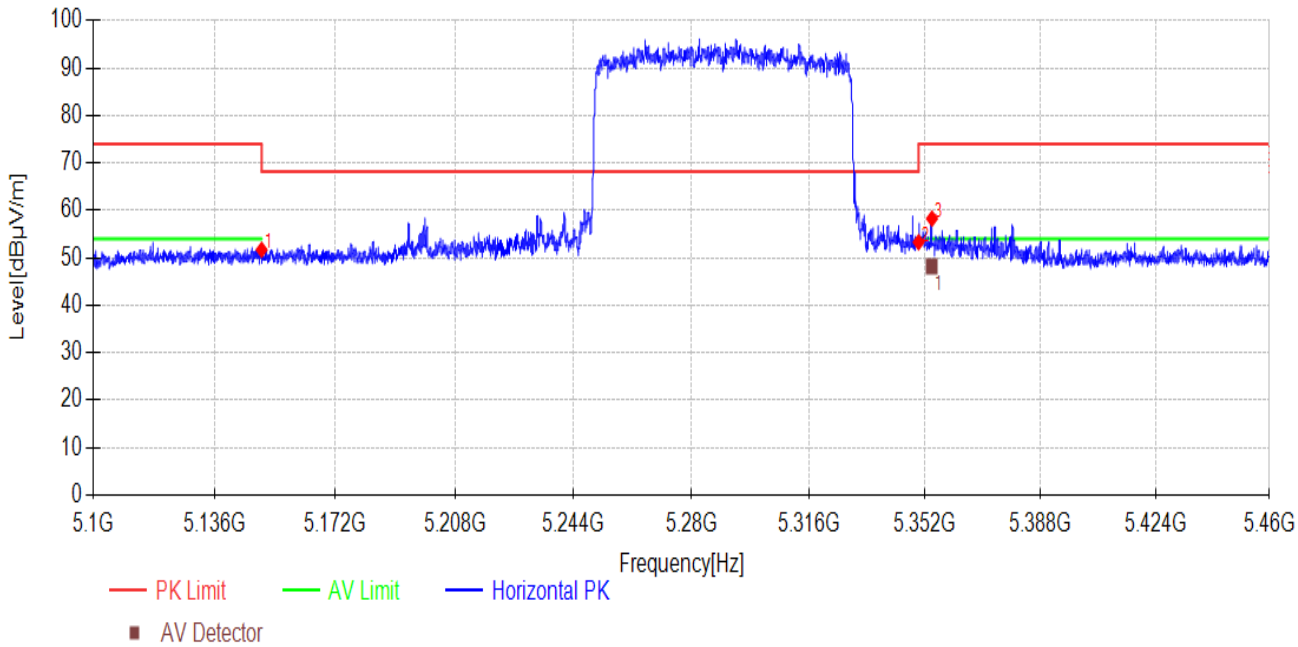

Data List								
NO.	**Freq. [MHz]**	**Reading [dBµV/m]**	**Factor[dB]**	**Level [dBµV/m]**	**Limit [dBµV/m]**	**Margin [dB]**	**Detector**	**Polarity**
1	5150.000	43.08	8.62	51.70	68.20	16.50	PK	Horizontal
2	5350.000	44.82	8.48	53.30	74.00	20.70	PK	Horizontal
3	5354.160	49.79	8.48	58.27	74.00	15.73	PK	Horizontal

Data List								
NO.	**Freq. [MHz]**	**Reading [dBµV/m]**	**Factor[dB]**	**Level [dBµV/m]**	**Limit [dBµV/m]**	**Margin [dB]**	**Detector**	**Polarity**
1	5354.140	38.29	9.74	48.03	54.0	5.97	AV	Horizontal

Note:
1. Level = Reading + Factor
2. If Peak Result complies with AV limit, AV Result is deemed to comply with AV limit.
3. Test setup: RBW: 1 MHz, VBW: 3 MHz, Sweep time: auto.

TR-4-E-009 Radiated Emission Test Result

Test Date:	2024-07-07	**Tested By**:	Genliu
EUT:	WIFI+BT Module	**Model Number**:	WXT2HM2001
Test Mode:	AX80 5290Mode	**Power Supply**:	DC 3.3V
Condition:	Temp:24.5°C;Humi:47.4%	**Test Site**:	DDT 3# Chamber
File Path:	w:\2024 report data\Q24052405\FCC ABOVE 5G\142		
Memo:	Sample Number:S24052405-001 Power Setting:14		

Test Graph

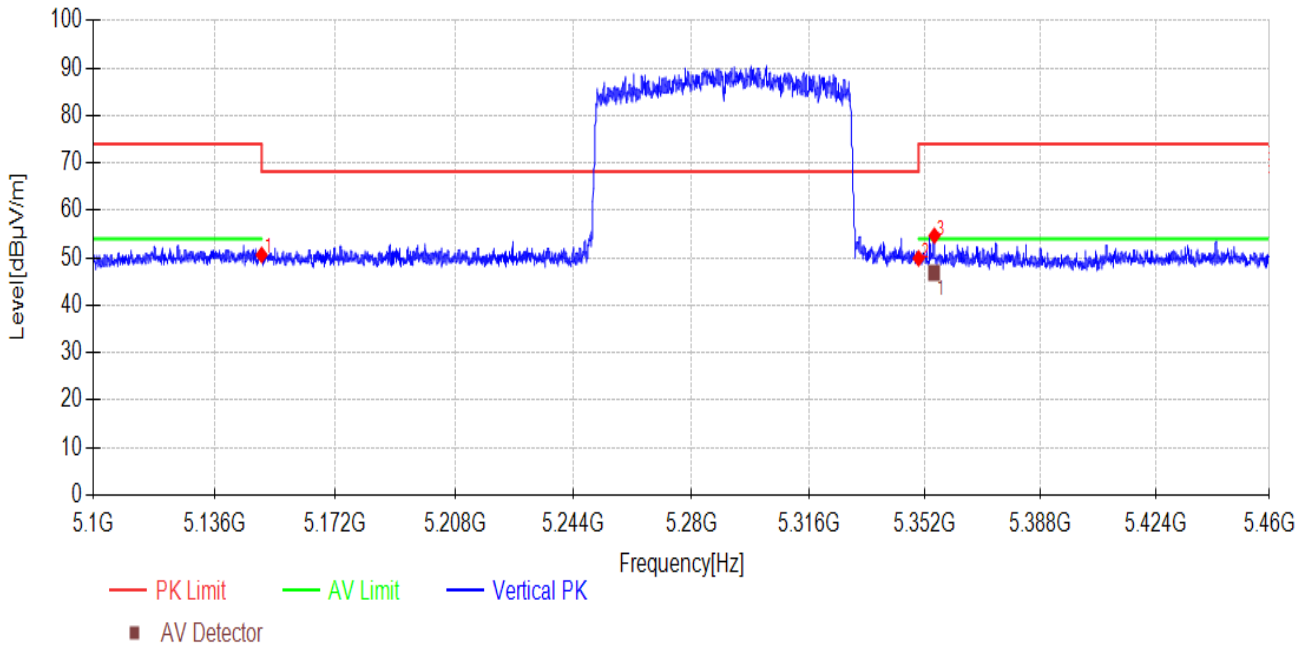

Data List								
NO.	**Freq. [MHz]**	**Reading [dBµV/m]**	**Factor[dB]**	**Level [dBµV/m]**	**Limit [dBµV/m]**	**Margin [dB]**	**Detector**	**Polarity**
1	5150.000	41.99	8.62	50.61	68.20	17.59	PK	Vertical
2	5350.000	41.41	8.48	49.89	74.00	24.11	PK	Vertical
3	5354.916	46.19	8.48	54.67	74.00	19.33	PK	Vertical

Data List								
NO.	**Freq. [MHz]**	**Reading [dBµV/m]**	**Factor[dB]**	**Level [dBµV/m]**	**Limit [dBµV/m]**	**Margin [dB]**	**Detector**	**Polarity**
1	5354.916	38.3	8.48	46.78	54.0	7.22	AV	Vertical

Note:
1. Level = Reading + Factor
2. If Peak Result complies with AV limit, AV Result is deemed to comply with AV limit.
3. Test setup: RBW: 1 MHz, VBW: 3 MHz, Sweep time: auto.

TR-4-E-009 Radiated Emission Test Result

Test Date:	2024-07-07	**Tested By**:	Genliu
EUT:	WIFI+BT Module	**Model Number**:	WXT2HM2001
Test Mode:	AX80 5210Mode	**Power Supply**:	DC 3.3V
Condition:	Temp:24.5°C;Humi:47.4%	**Test Site**:	DDT 3# Chamber
File Path:	w:\2024 report data\Q24052405\FCC ABOVE 5G\143		
Memo:	Sample Number:S24052405-001 Power Setting:14		

Test Graph

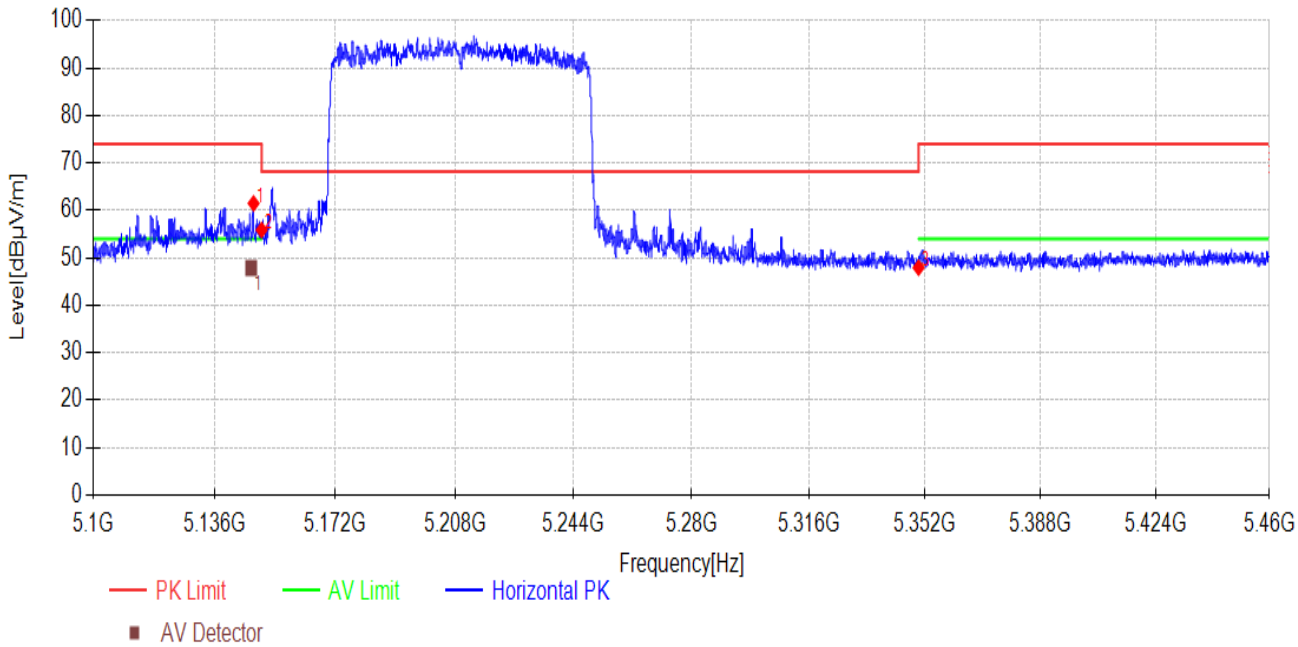

Data List								
NO.	**Freq. [MHz]**	**Reading [dBµV/m]**	**Factor[dB]**	**Level [dBµV/m]**	**Limit [dBµV/m]**	**Margin [dB]**	**Detector**	**Polarity**
1	5147.592	52.86	8.62	61.48	74.00	12.52	PK	Horizontal
2	5150.000	47.26	8.62	55.88	68.20	12.32	PK	Horizontal
3	5350.000	39.44	8.48	47.92	74.00	26.08	PK	Horizontal

Data List								
NO.	**Freq. [MHz]**	**Reading [dBµV/m]**	**Factor[dB]**	**Level [dBµV/m]**	**Limit [dBµV/m]**	**Margin [dB]**	**Detector**	**Polarity**
1	5147.052	39.40	8.62	47.8	54.0	6.20	AV	Horizontal

Note:
1. Level = Reading + Factor
2. If Peak Result complies with AV limit, AV Result is deemed to comply with AV limit.
3. Test setup: RBW: 1 MHz, VBW: 3 MHz, Sweep time: auto.

TR-4-E-009 Radiated Emission Test Result

Test Date:	2024-07-07	**Tested By**:	Genliu
EUT:	WIFI+BT Module	**Model Number**:	WXT2HM2001
Test Mode:	AX80 5210Mode	**Power Supply**:	DC 3.3V
Condition:	Temp:24.5°C;Humi:47.4%	**Test Site**:	DDT 3# Chamber
File Path:	w:\2024 report data\Q24052405\FCC ABOVE 5G\144		
Memo:	Sample Number:S24052405-001 Power Setting:14		

Test Graph

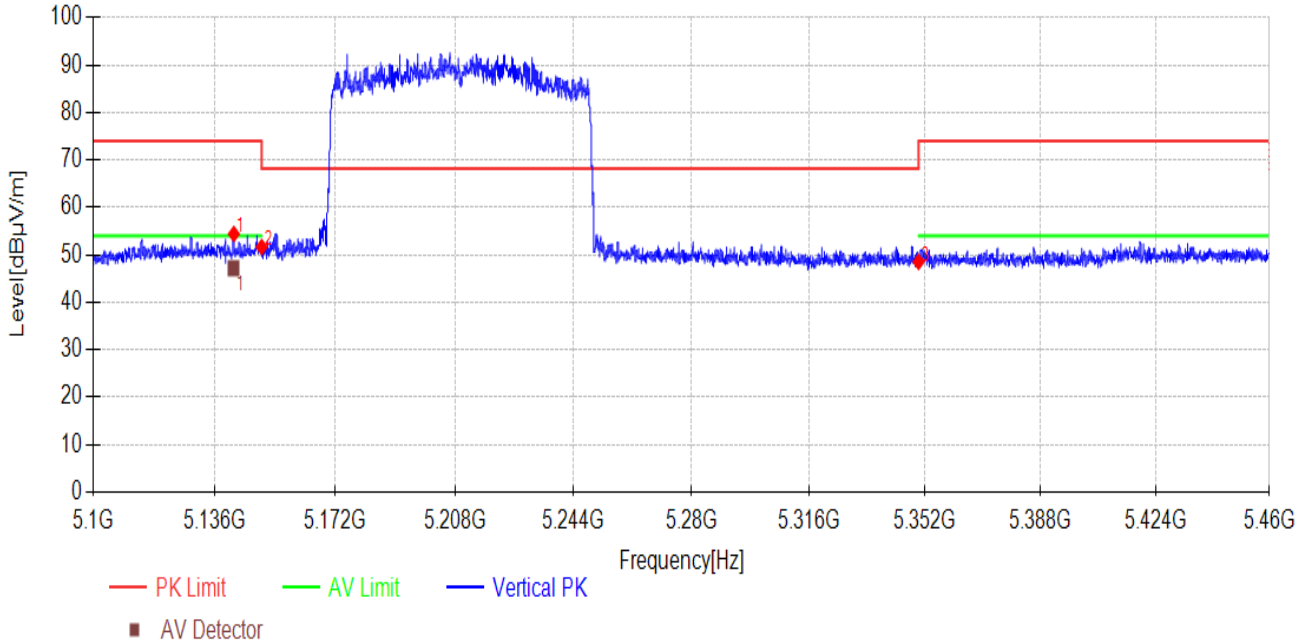

Data List								
NO.	**Freq. [MHz]**	**Reading [dBµV/m]**	**Factor[dB]**	**Level [dBµV/m]**	**Limit [dBµV/m]**	**Margin [dB]**	**Detector**	**Polarity**
1	5141.724	45.79	8.61	54.40	74.00	19.60	PK	Vertical
2	5150.000	43.02	8.62	51.64	68.20	16.56	PK	Vertical
3	5350.000	40.04	8.48	48.52	74.00	25.48	PK	Vertical

Data List								
NO.	**Freq. [MHz]**	**Reading [dBµV/m]**	**Factor[dB]**	**Level [dBµV/m]**	**Limit [dBµV/m]**	**Margin [dB]**	**Detector**	**Polarity**
1	5141.724	38.5	8.61	47.11	54.0	6.89	AV	Vertical

Note:
1. Level = Reading + Factor
2. If Peak Result complies with AV limit, AV Result is deemed to comply with AV limit.
3. Test setup: RBW: 1 MHz, VBW: 3 MHz, Sweep time: auto.

TR-4-E-009 Radiated Emission Test Result

Test Date:	2024-07-07	**Tested By**:	Genliu
EUT:	WIFI+BT Module	**Model Number**:	WXT2HM2001
Test Mode:	AX80 5530Mode	**Power Supply**:	DC 3.3V
Condition:	Temp:24.5°C;Humi:47.4%	**Test Site**:	DDT 3# Chamber
File Path:	w:\2024 report data\Q24052405\FCC ABOVE 5G\145		
Memo:	Sample Number:S24052405-001 Power Setting:14		

Test Graph

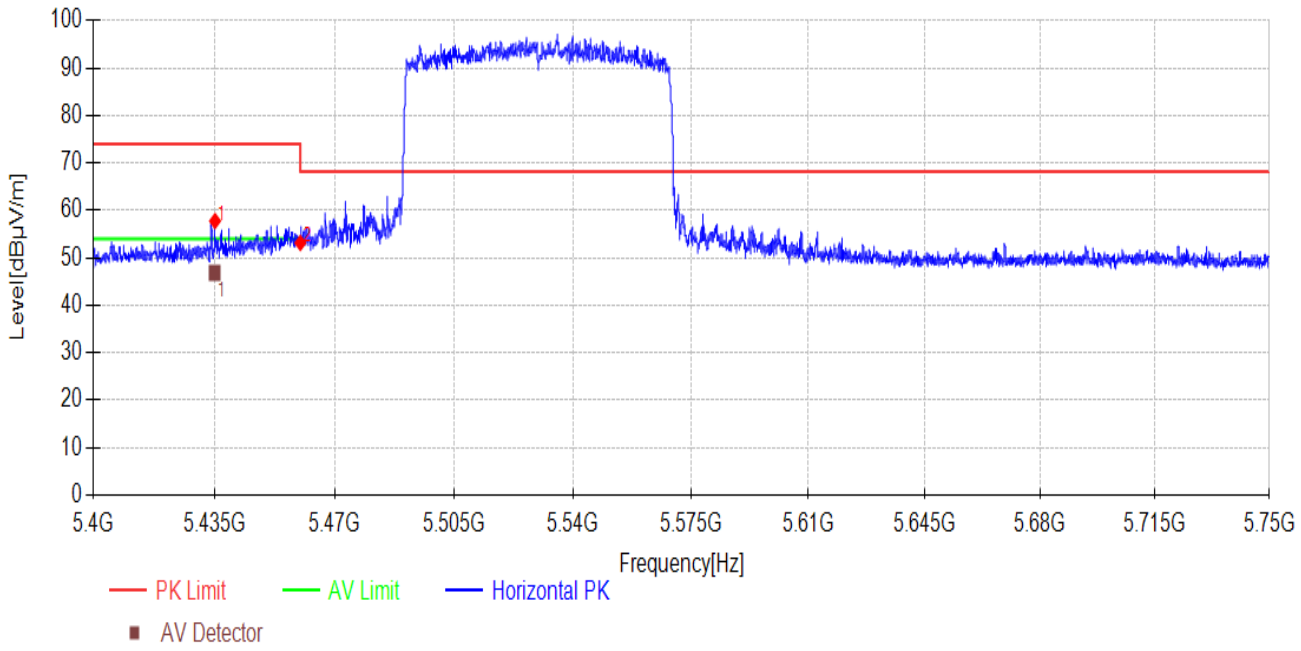

Data List								
NO.	**Freq. [MHz]**	**Reading [dBµV/m]**	**Factor[dB]**	**Level [dBµV/m]**	**Limit [dBµV/m]**	**Margin [dB]**	**Detector**	**Polarity**
1	5435.175	49.28	8.48	57.76	74.00	16.24	PK	Horizontal
2	5460.000	44.68	8.46	53.14	68.20	15.06	PK	Horizontal

Data List								
NO.	**Freq. [MHz]**	**Reading [dBµV/m]**	**Factor[dB]**	**Level [dBµV/m]**	**Limit [dBµV/m]**	**Margin [dB]**	**Detector**	**Polarity**
1	5435.175	38.2	8.48	46.68	54.0	7.32	AV	Horizontal

Note:
1. Level = Reading + Factor
2. If Peak Result complies with AV limit, AV Result is deemed to comply with AV limit.
3. Test setup: RBW: 1 MHz, VBW: 3 MHz, Sweep time: auto.

TR-4-E-009 Radiated Emission Test Result

Test Date:	2024-07-07	**Tested By**:	Genliu
EUT:	WIFI+BT Module	**Model Number**:	WXT2HM2001
Test Mode:	AX80 5530Mode	**Power Supply**:	DC 3.3V
Condition:	Temp:24.5°C;Humi:47.4%	**Test Site**:	DDT 3# Chamber
File Path:	w:\2024 report data\Q24052405\FCC ABOVE 5G\146		
Memo:	Sample Number:S24052405-001 Power Setting:14		

Test Graph

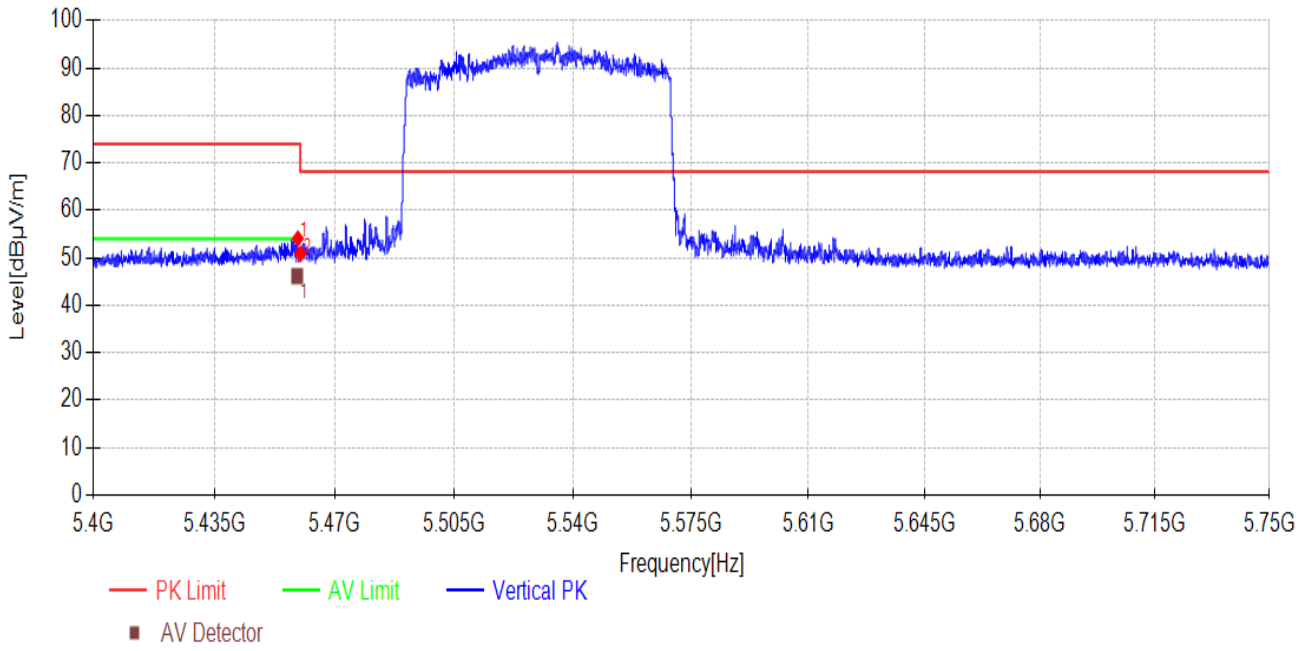

Data List								
NO.	**Freq. [MHz]**	**Reading [dBµV/m]**	**Factor[dB]**	**Level [dBµV/m]**	**Limit [dBµV/m]**	**Margin [dB]**	**Detector**	**Polarity**
1	5459.255	45.61	8.46	54.07	74.00	19.93	PK	Vertical
2	5460.000	42.35	8.46	50.81	68.20	17.39	PK	Vertical

Data List								
NO.	**Freq. [MHz]**	**Reading [dBµV/m]**	**Factor[dB]**	**Level [dBµV/m]**	**Limit [dBµV/m]**	**Margin [dB]**	**Detector**	**Polarity**
1	5459.255	37.8	8.46	46.26	54.0	7.74	AV	Vertical

Note:
1. Level = Reading + Factor
2. If Peak Result complies with AV limit, AV Result is deemed to comply with AV limit.
3. Test setup: RBW: 1 MHz, VBW: 3 MHz, Sweep time: auto.

TR-4-E-009 Radiated Emission Test Result

Test Date:	2024-07-07	**Tested By**:	Genliu
EUT:	WIFI+BT Module	**Model Number**:	WXT2HM2001
Test Mode:	AC80 5530MHz	**Power Supply**:	DC 3.3V
Condition:	Temp:24.5°C;Humi:47.4%	**Test Site**:	DDT 3# Chamber
File Path:	w:\2024 report data\Q24052405\FCC ABOVE 5G\149		
Memo:	Sample Number:S24052405-001 Power Setting:14		

Test Graph

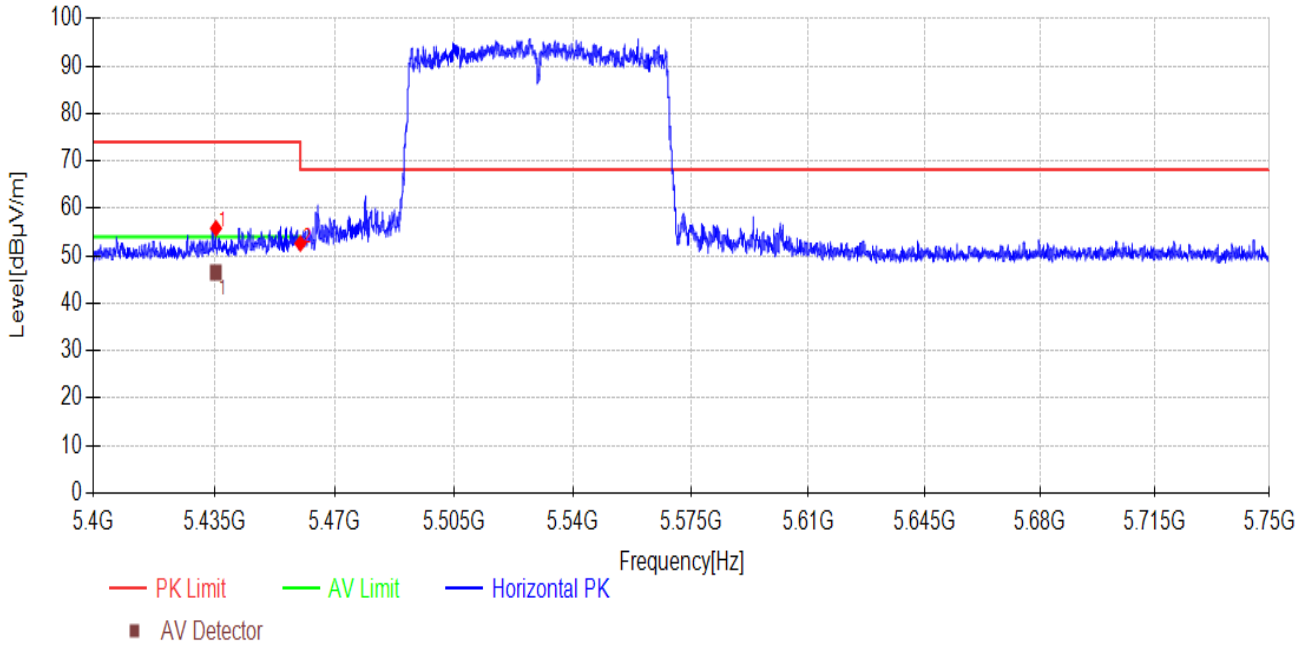

Data List								
NO.	**Freq. [MHz]**	**Reading [dBµV/m]**	**Factor[dB]**	**Level [dBµV/m]**	**Limit [dBµV/m]**	**Margin [dB]**	**Detector**	**Polarity**
1	5435.455	47.33	8.48	55.81	74.00	18.19	PK	Horizontal
2	5460.000	44.15	8.46	52.61	68.20	15.59	PK	Horizontal

Data List								
NO.	**Freq. [MHz]**	**Reading [dBµV/m]**	**Factor[dB]**	**Level [dBµV/m]**	**Limit [dBµV/m]**	**Margin [dB]**	**Detector**	**Polarity**
1	5435.455	37.9	8.48	46.38	54.0	7.62	AV	Horizontal

Note:
1. Level = Reading + Factor
2. If Peak Result complies with AV limit, AV Result is deemed to comply with AV limit.
3. Test setup: RBW: 1 MHz, VBW: 3 MHz, Sweep time: auto.

TR-4-E-009 Radiated Emission Test Result

Test Date:	2024-07-07	**Tested By**:	Genliu
EUT:	WIFI+BT Module	**Model Number**:	WXT2HM2001
Test Mode:	AC80 5530MHz	**Power Supply**:	DC 3.3V
Condition:	Temp:24.5°C;Humi:47.4%	**Test Site**:	DDT 3# Chamber
File Path:	w:\2024 report data\Q24052405\FCC ABOVE 5G\150		
Memo:	Sample Number:S24052405-001 Power Setting:14		

Test Graph

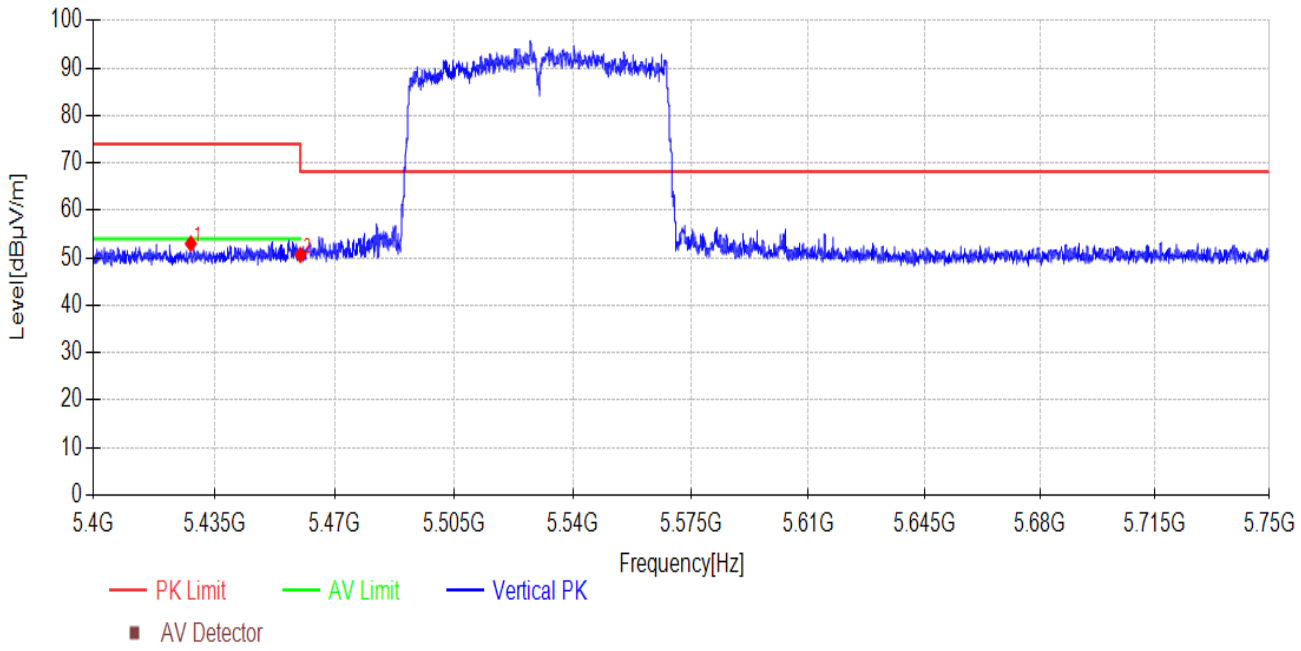

Data List								
NO.	**Freq. [MHz]**	**Reading [dBµV/m]**	**Factor[dB]**	**Level [dBµV/m]**	**Limit [dBµV/m]**	**Margin [dB]**	**Detector**	**Polarity**
1	5428.140	44.51	8.48	52.99	74.00	21.01	PK	Vertical
2	5460.000	42.15	8.46	50.61	68.20	17.59	PK	Vertical

Note:
1. Level = Reading + Factor
2. If Peak Result complies with AV limit, AV Result is deemed to comply with AV limit.
3. Test setup: RBW: 1 MHz, VBW: 3 MHz, Sweep time: auto.

TR-4-E-009 Radiated Emission Test Result

Test Date:	2024-07-07	**Tested By**:	Genliu
EUT:	WIFI+BT Module	**Model Number**:	WXT2HM2001
Test Mode:	AC80 5210MHz	**Power Supply**:	DC 3.3V
Condition:	Temp:24.5°C;Humi:47.4%	**Test Site**:	DDT 3# Chamber
File Path:	w:\2024 report data\Q24052405\FCC ABOVE 5G\153		
Memo:	Sample Number:S24052405-001 Power Setting:14		

Test Graph

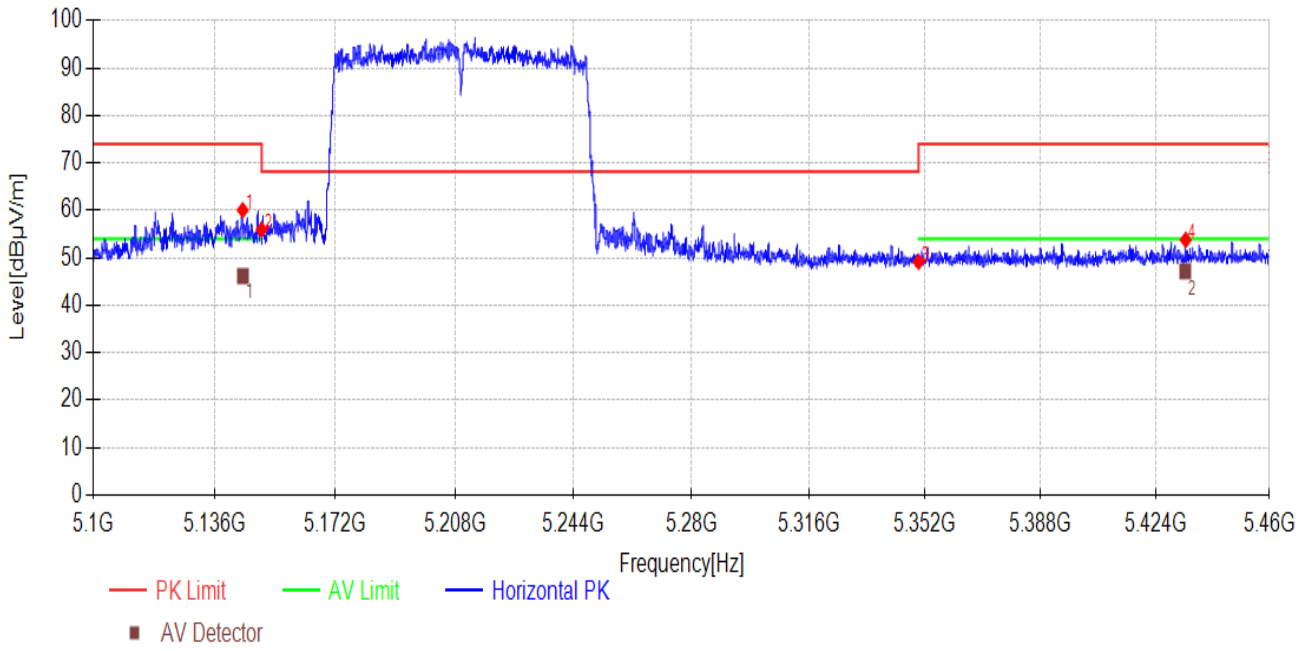

Data List								
NO.	**Freq. [MHz]**	**Reading [dBµV/m]**	**Factor[dB]**	**Level [dBµV/m]**	**Limit [dBµV/m]**	**Margin [dB]**	**Detector**	**Polarity**
1	5144.352	51.43	8.62	60.05	74.00	13.95	PK	Horizontal
2	5150.000	47.32	8.62	55.94	68.20	12.26	PK	Horizontal
3	5350.000	40.69	8.48	49.17	74.00	24.83	PK	Horizontal
4	5433.504	45.30	8.48	53.78	74.00	20.22	PK	Horizontal

Data List								
NO.	**Freq. [MHz]**	**Reading [dBµV/m]**	**Factor[dB]**	**Level [dBµV/m]**	**Limit [dBµV/m]**	**Margin [dB]**	**Detector**	**Polarity**
1	5144.352	37.6	8.62	46.22	54.0	7.78	AV	Horizontal
2	5433.504	38.51	8.48	46.99	54.0	7.01	AV	Horizontal

Note:
1. Level = Reading + Factor
2. If Peak Result complies with AV limit, AV Result is deemed to comply with AV limit.
3. Test setup: RBW: 1 MHz, VBW: 3 MHz, Sweep time: auto.

TR-4-E-009 Radiated Emission Test Result

Test Date:	2024-07-07	**Tested By**:	Genliu
EUT:	WIFI+BT Module	**Model Number**:	WXT2HM2001
Test Mode:	AC80 5210MHz	**Power Supply**:	DC 3.3V
Condition:	Temp:24.5°C;Humi:47.4%	**Test Site**:	DDT 3# Chamber
File Path:	w:\2024 report data\Q24052405\FCC ABOVE 5G\154		
Memo:	Sample Number:S24052405-001 Power Setting:14		

Test Graph

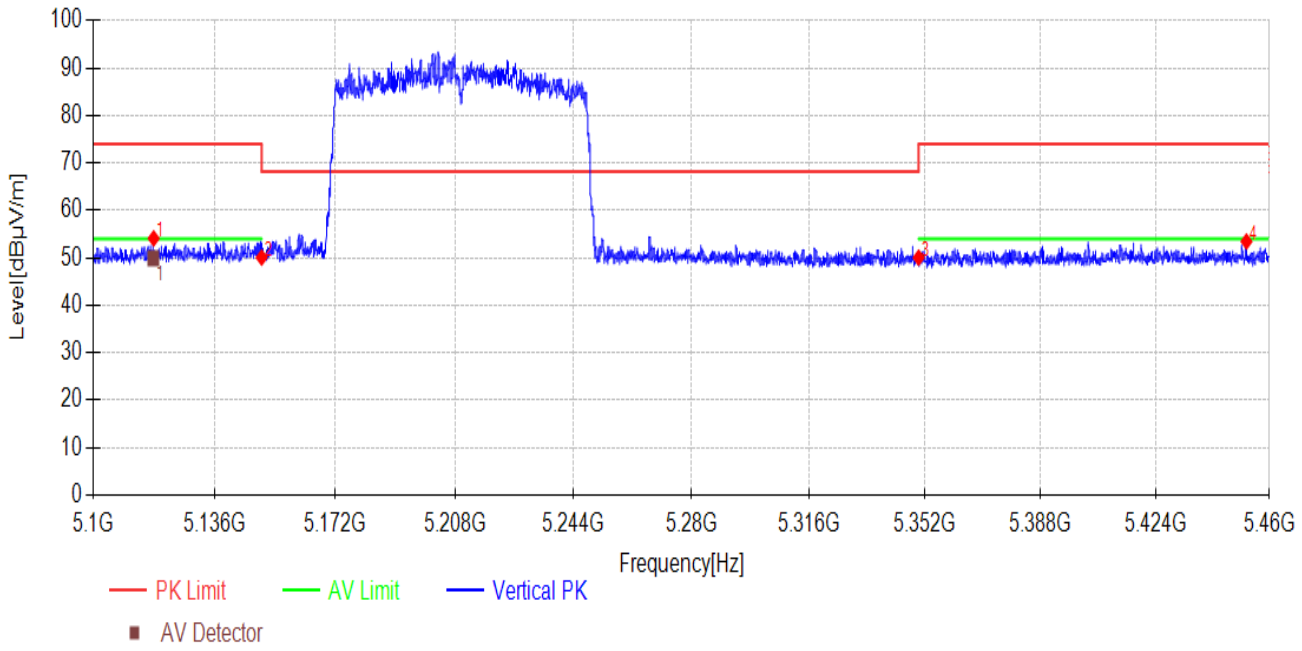

Data List								
NO.	**Freq. [MHz]**	**Reading [dBµV/m]**	**Factor[dB]**	**Level [dBµV/m]**	**Limit [dBµV/m]**	**Margin [dB]**	**Detector**	**Polarity**
1	5117.856	45.50	8.60	54.10	74.00	19.90	PK	Vertical
2	5150.000	41.44	8.62	50.06	68.20	18.14	PK	Vertical
3	5350.000	41.56	8.48	50.04	74.00	23.96	PK	Vertical
4	5452.692	44.99	8.46	53.45	74.00	20.55	PK	Vertical

Data List								
NO.	**Freq. [MHz]**	**Reading [dBµV/m]**	**Factor[dB]**	**Level [dBµV/m]**	**Limit [dBµV/m]**	**Margin [dB]**	**Detector**	**Polarity**
1	5117.856	41.37	8.60	49.97	54.0	4.03	AV	Vertical

Note:
1. Level = Reading + Factor
2. If Peak Result complies with AV limit, AV Result is deemed to comply with AV limit.
3. Test setup: RBW: 1 MHz, VBW: 3 MHz, Sweep time: auto.

TR-4-E-009 Radiated Emission Test Result

Test Date:	2024-07-07	**Tested By**:	Genliu
EUT:	WIFI+BT Module	**Model Number**:	WXT2HM2001
Test Mode:	AC80 5290MHz	**Power Supply**:	DC 3.3V
Condition:	Temp:24.5°C;Humi:47.4%	**Test Site**:	DDT 3# Chamber
File Path:	w:\2024 report data\Q24052405\FCC ABOVE 5G\155		
Memo:	Sample Number:S24052405-001 Power Setting:14		

Test Graph

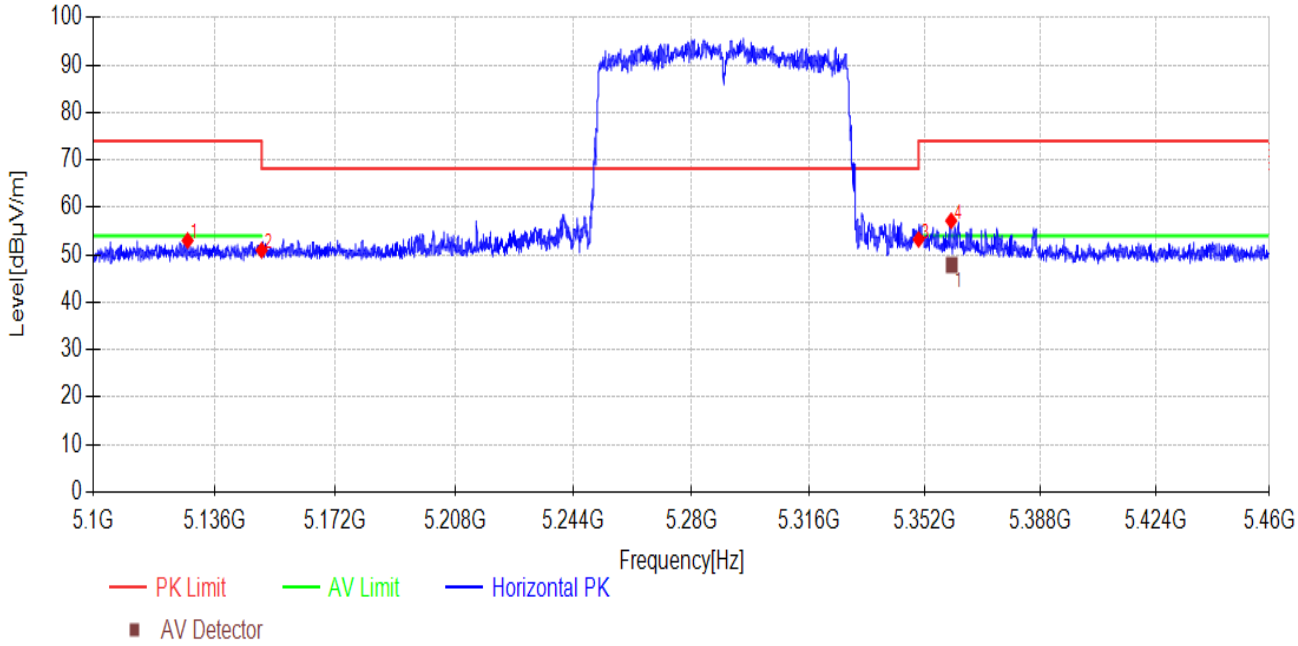

Data List								
NO.	**Freq. [MHz]**	**Reading [dBµV/m]**	**Factor[dB]**	**Level [dBµV/m]**	**Limit [dBµV/m]**	**Margin [dB]**	**Detector**	**Polarity**
1	5127.936	44.40	8.60	53.00	74.00	21.00	PK	Horizontal
2	5150.000	42.33	8.62	50.95	68.20	17.25	PK	Horizontal
3	5350.000	44.76	8.48	53.24	74.00	20.76	PK	Horizontal
4	5360.136	48.69	8.49	57.18	74.00	16.82	PK	Horizontal

Data List								
NO.	**Freq. [MHz]**	**Reading [dBµV/m]**	**Factor[dB]**	**Level [dBµV/m]**	**Limit [dBµV/m]**	**Margin [dB]**	**Detector**	**Polarity**
1	5360.136	39.42	8.49	47.91	54.0	6.09	AV	Horizontal

Note:
1. Level = Reading + Factor
2. If Peak Result complies with AV limit, AV Result is deemed to comply with AV limit.
3. Test setup: RBW: 1 MHz, VBW: 3 MHz, Sweep time: auto.

TR-4-E-009 Radiated Emission Test Result

Test Date:	2024-07-07	**Tested By**:	Genliu
EUT:	WIFI+BT Module	**Model Number**:	WXT2HM2001
Test Mode:	AC80 5290MHz	**Power Supply**:	DC 3.3V
Condition:	Temp:24.5°C;Humi:47.4%	**Test Site**:	DDT 3# Chamber
File Path:	w:\2024 report data\Q24052405\FCC ABOVE 5G\156		
Memo:	Sample Number:S24052405-001 Power Setting:14		

Test Graph

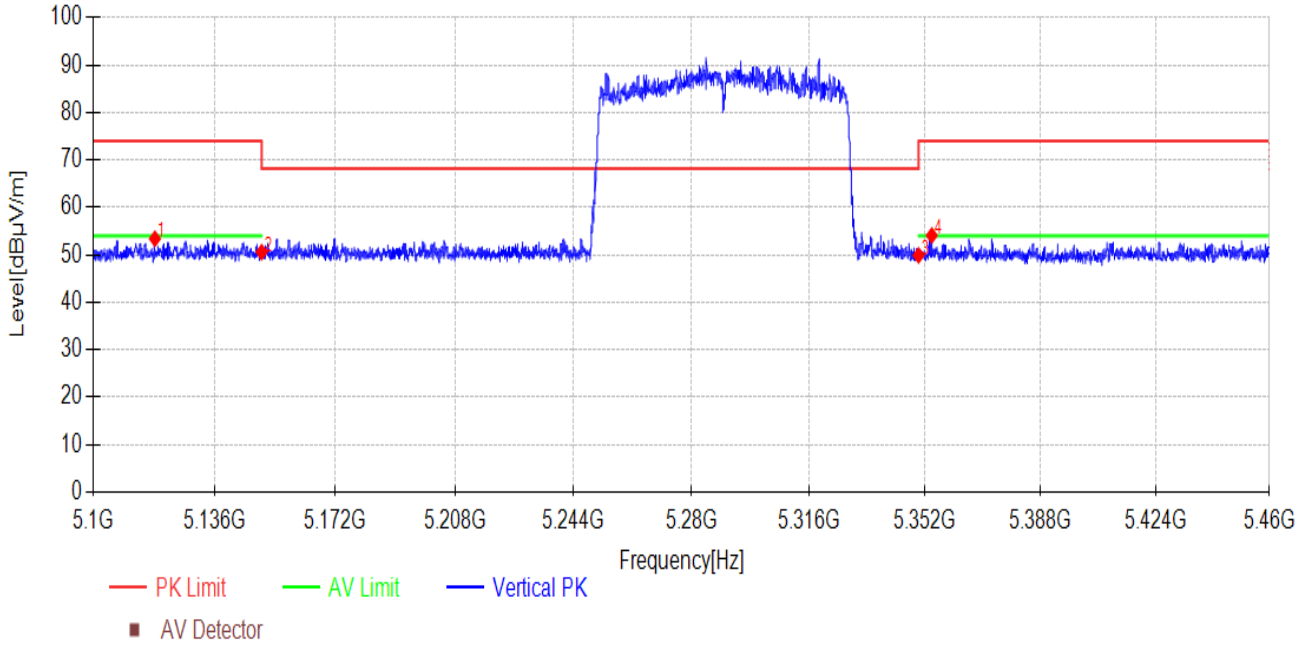

Data List								
NO.	**Freq. [MHz]**	**Reading [dBµV/m]**	**Factor[dB]**	**Level [dBµV/m]**	**Limit [dBµV/m]**	**Margin [dB]**	**Detector**	**Polarity**
1	5118.216	44.80	8.60	53.40	74.00	20.60	PK	Vertical
2	5150.000	41.96	8.62	50.58	68.20	17.62	PK	Vertical
3	5350.000	41.41	8.48	49.89	74.00	24.11	PK	Vertical
4	5354.088	45.61	8.48	54.09	74.00	19.91	PK	Vertical

Note:
1. Level = Reading + Factor
2. If Peak Result complies with AV limit, AV Result is deemed to comply with AV limit.
3. Test setup: RBW: 1 MHz, VBW: 3 MHz, Sweep time: auto.

TR-4-E-009 Radiated Emission Test Result

Test Date:	2024-07-17	**Tested By**:	Genliu
EUT:	WIFI+BT Module	**Model Number**:	WXT2HM2001
Test Mode:	11AX20 MIMO RU0 5180TX Mode	**Power Supply**:	DC 3.3V
Condition:	Temp:24.5°C;Humi:47.4%	**Test Site**:	DDT 3# Chamber
File Path:	w:\2024 report data\Q24052405\FCC ABOVE 1G 5G WIFI RU\1		
Memo:	Sample Number:S24052405-001 Power Setting:14		

Test Graph

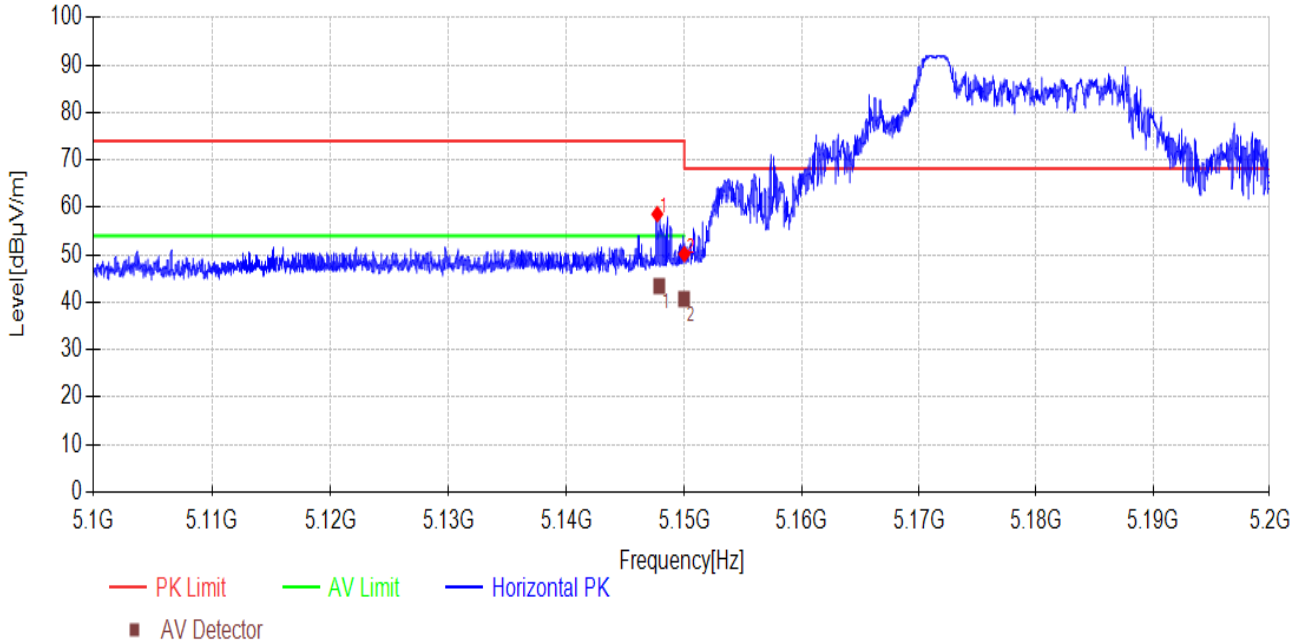

Data List								
NO.	**Freq. [MHz]**	**Reading [dBµV/m]**	**Factor[dB]**	**Level [dBµV/m]**	**Limit [dBµV/m]**	**Margin [dB]**	**Detector**	**Polarity**
1	5147.700	59.95	-1.38	58.57	74.00	15.43	PK	Horizontal
2	5150.000	51.54	-1.38	50.16	68.20	18.04	PK	Horizontal

Data List								
NO.	**Freq. [MHz]**	**Reading [dBµV/m]**	**Factor[dB]**	**Level [dBµV/m]**	**Limit [dBµV/m]**	**Margin [dB]**	**Detector**	**Polarity**
1	5147.889	43.44	-0.09	43.35	54	10.65	AV	Horizontal
2	5150.000	42.06	-1.38	40.68	54	13.32	AV	Horizontal

Note:
1. Level = Reading + Factor
2. If Peak Result complies with AV limit, AV Result is deemed to comply with AV limit.
3. Test setup: RBW: 1 MHz, VBW: 3 MHz, Sweep time: auto.

TR-4-E-009 Radiated Emission Test Result

Test Date:	2024-07-17	**Tested By**:	Genliu
EUT:	WIFI+BT Module	**Model Number**:	WXT2HM2001
Test Mode:	11AX20 MIMO RU0 5180TX Mode	**Power Supply**:	DC 3.3V
Condition:	Temp:24.5°C;Humi:47.4%	**Test Site**:	DDT 3# Chamber
File Path:	w:\2024 report data\Q24052405\FCC ABOVE 1G 5G WIFI RU\2		
Memo:	Sample Number:S24052405-001 Power Setting:14		

Test Graph

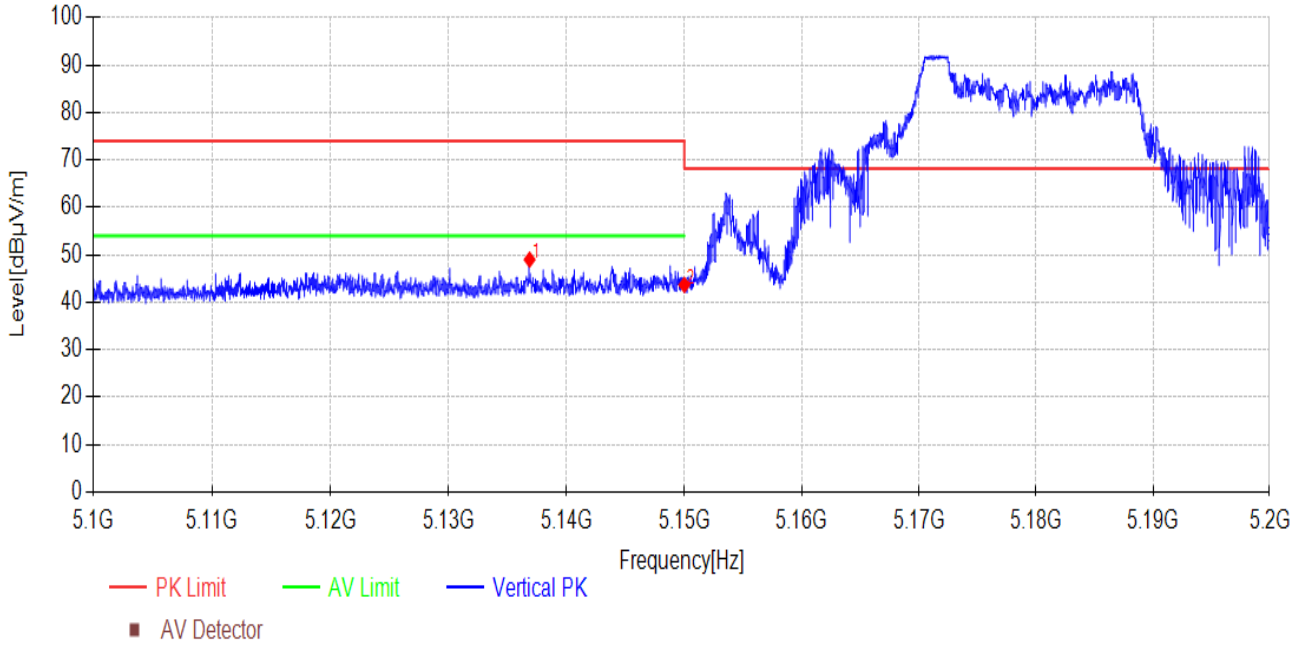

Data List								
NO.	**Freq. [MHz]**	**Reading [dBµV/m]**	**Factor[dB]**	**Level [dBµV/m]**	**Limit [dBµV/m]**	**Margin [dB]**	**Detector**	**Polarity**
1	5136.860	50.39	-1.39	49.00	74.00	25.00	PK	Vertical
2	5150.000	45.03	-1.38	43.65	68.20	24.55	PK	Vertical

Note:
1. Level = Reading + Factor
2. If Peak Result complies with AV limit, AV Result is deemed to comply with AV limit.
3. Test setup: RBW: 1 MHz, VBW: 3 MHz, Sweep time: auto.

TR-4-E-009 Radiated Emission Test Result

Test Date:	2024-07-17	**Tested By**:	Genliu
EUT:	WIFI+BT Module	**Model Number**:	WXT2HM2001
Test Mode:	11AX20 MIMO RU8 5320TX Mode	**Power Supply**:	DC 3.3V
Condition:	Temp:24.5°C;Humi:47.4%	**Test Site**:	DDT 3# Chamber
File Path:	w:\2024 report data\Q24052405\FCC ABOVE 1G 5G WIFI RU\3		
Memo:	Sample Number:S24052405-001 Power Setting:14		

Test Graph

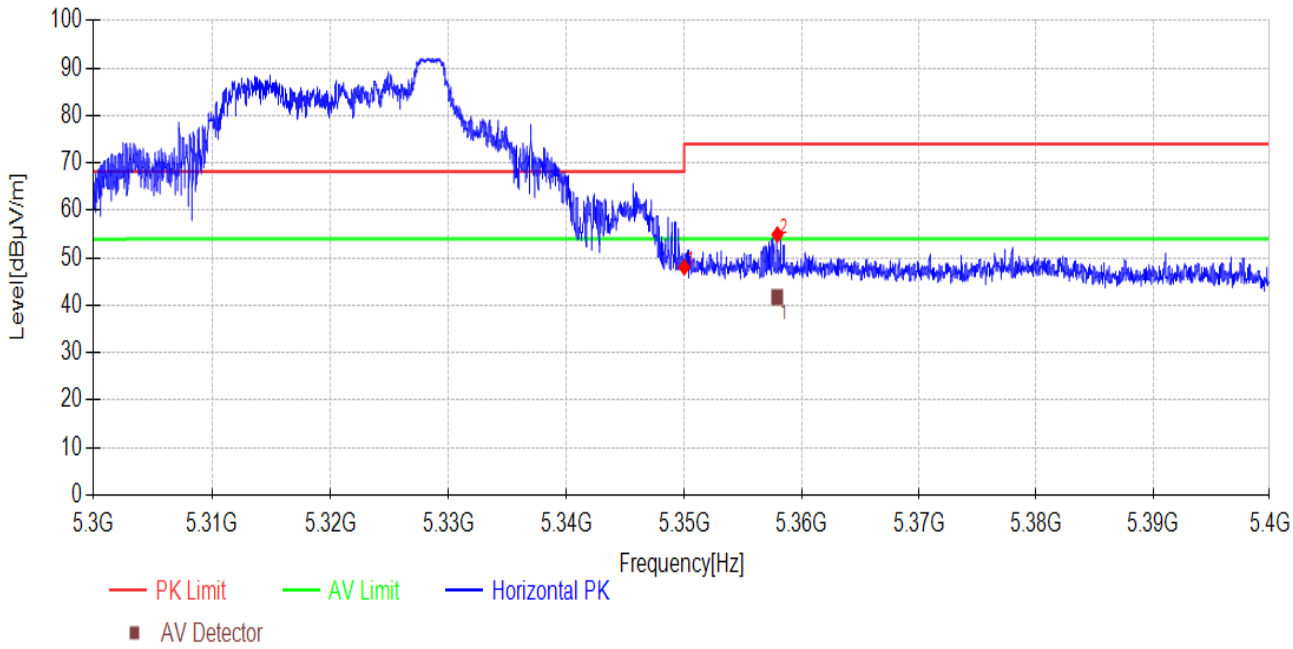

Data List								
NO.	**Freq. [MHz]**	**Reading [dBµV/m]**	**Factor[dB]**	**Level [dBµV/m]**	**Limit [dBµV/m]**	**Margin [dB]**	**Detector**	**Polarity**
1	5350.000	49.53	-1.52	48.01	68.20	20.19	PK	Horizontal
2	5357.930	56.42	-1.51	54.91	74.00	19.09	PK	Horizontal

Data List								
NO.	**Freq. [MHz]**	**Reading [dBµV/m]**	**Factor[dB]**	**Level [dBµV/m]**	**Limit [dBµV/m]**	**Margin [dB]**	**Detector**	**Polarity**
1	5357.930	43.12	-1.51	41.61	54	12.39	AV	Horizontal

Note:
1. Level = Reading + Factor
2. If Peak Result complies with AV limit, AV Result is deemed to comply with AV limit.
3. Test setup: RBW: 1 MHz, VBW: 3 MHz, Sweep time: auto.

TR-4-E-009 Radiated Emission Test Result

Test Date:	2024-07-17	**Tested By**:	Genliu
EUT:	WIFI+BT Module	**Model Number**:	WXT2HM2001
Test Mode:	11AX20 MIMO RU8 5320TX Mode	**Power Supply**:	DC 3.3V
Condition:	Temp:24.5°C;Humi:47.4%	**Test Site**:	DDT 3# Chamber
File Path:	w:\2024 report data\Q24052405\FCC ABOVE 1G 5G WIFI RU\4		
Memo:	Sample Number:S24052405-001 Power Setting:14		

Test Graph

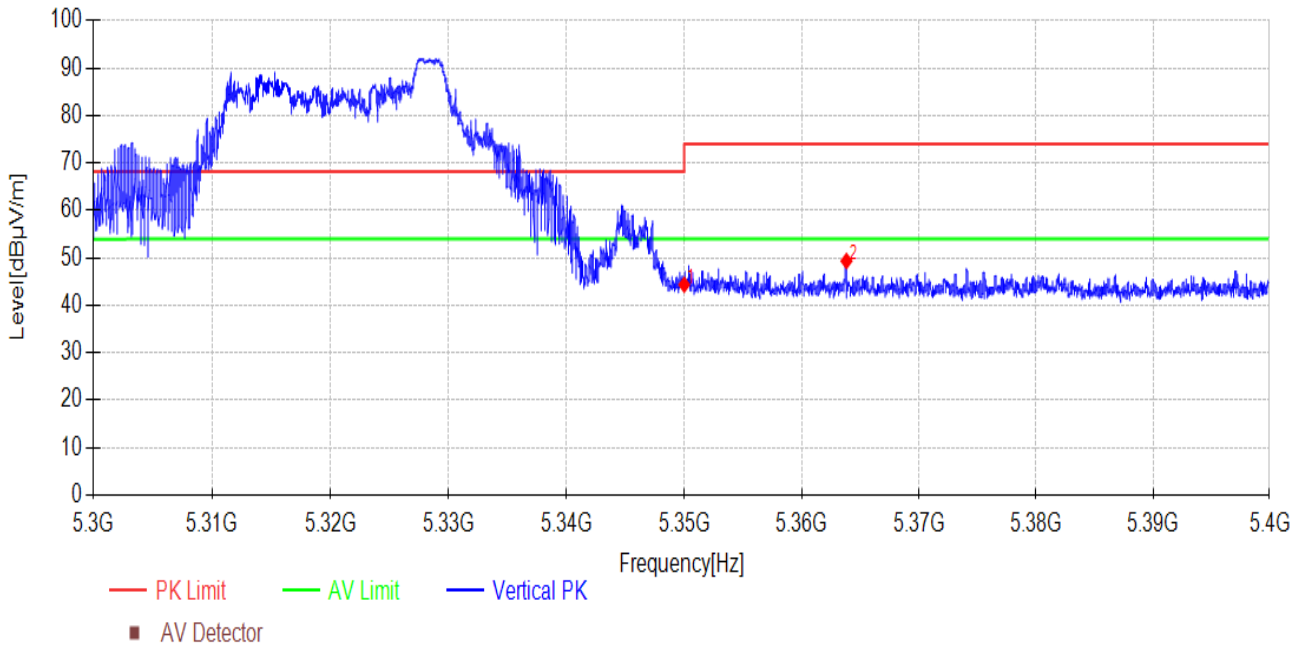

Data List								
NO.	**Freq. [MHz]**	**Reading [dBµV/m]**	**Factor[dB]**	**Level [dBµV/m]**	**Limit [dBµV/m]**	**Margin [dB]**	**Detector**	**Polarity**
1	5350.000	45.84	-1.52	44.32	68.20	23.88	PK	Vertical
2	5363.810	50.84	-1.51	49.33	74.00	24.67	PK	Vertical

Note:
1. Level = Reading + Factor
2. If Peak Result complies with AV limit, AV Result is deemed to comply with AV limit.
3. Test setup: RBW: 1 MHz, VBW: 3 MHz, Sweep time: auto.

TR-4-E-009 Radiated Emission Test Result

Test Date:	2024-07-17	**Tested By**:	Genliu
EUT:	WIFI+BT Module	**Model Number**:	WXT2HM2001
Test Mode:	11AX20 MIMO RU0 5500TX Mode	**Power Supply**:	DC 3.3V
Condition:	Temp:24.5°C;Humi:47.4%	**Test Site**:	DDT 3# Chamber
File Path:	w:\2024 report data\Q24052405\FCC ABOVE 1G 5G WIFI RU\5		
Memo:	Sample Number:S24052405-001 Power Setting:14		

Test Graph

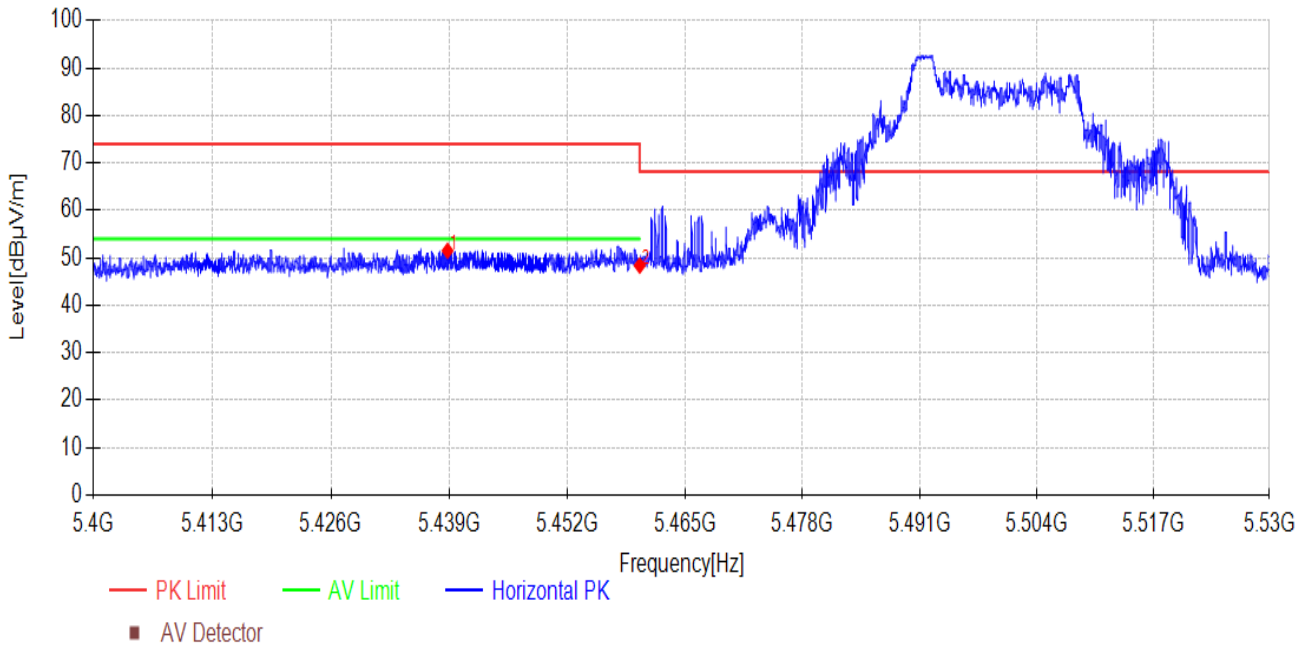

Data List								
NO.	**Freq. [MHz]**	**Reading [dBµV/m]**	**Factor[dB]**	**Level [dBµV/m]**	**Limit [dBµV/m]**	**Margin [dB]**	**Detector**	**Polarity**
1	5438.818	53.03	-1.53	51.50	74.00	22.50	PK	Horizontal
2	5460.000	49.90	-1.54	48.36	68.20	19.84	PK	Horizontal

Note:
1. Level = Reading + Factor
2. If Peak Result complies with AV limit, AV Result is deemed to comply with AV limit.
3. Test setup: RBW: 1 MHz, VBW: 3 MHz, Sweep time: auto.

TR-4-E-009 Radiated Emission Test Result

Test Date:	2024-07-17	**Tested By**:	Genliu
EUT:	WIFI+BT Module	**Model Number**:	WXT2HM2001
Test Mode:	11AX20 MIMO RU0 5500TX Mode	**Power Supply**:	DC 3.3V
Condition:	Temp:24.5°C;Humi:47.4%	**Test Site**:	DDT 3# Chamber
File Path:	w:\2024 report data\Q24052405\FCC ABOVE 1G 5G WIFI RU\6		
Memo:	Sample Number:S24052405-001 Power Setting:14		

Test Graph

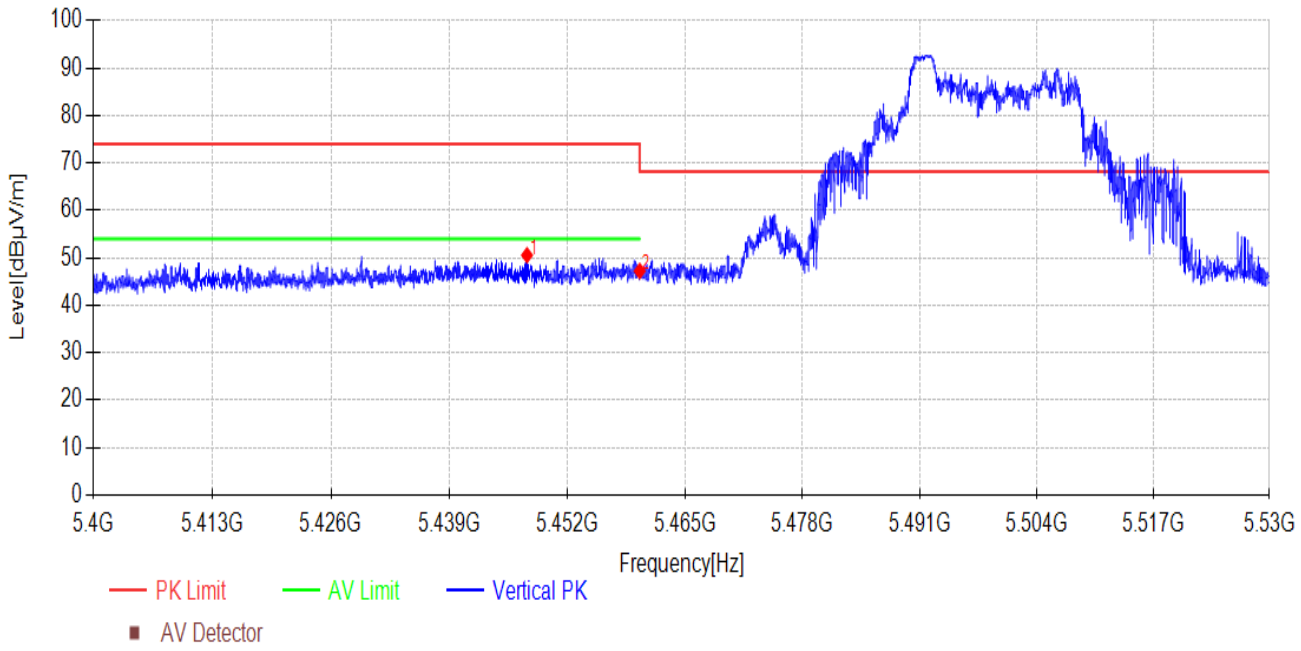

Data List								
NO.	**Freq. [MHz]**	**Reading [dBµV/m]**	**Factor[dB]**	**Level [dBµV/m]**	**Limit [dBµV/m]**	**Margin [dB]**	**Detector**	**Polarity**
1	5447.567	52.10	-1.54	50.56	74.00	23.44	PK	Vertical
2	5460.000	48.76	-1.54	47.22	68.20	20.98	PK	Vertical

Note:
1. Level = Reading + Factor
2. If Peak Result complies with AV limit, AV Result is deemed to comply with AV limit.
3. Test setup: RBW: 1 MHz, VBW: 3 MHz, Sweep time: auto.

TR-4-E-009 Radiated Emission Test Result

Test Date:	2024-07-17	**Tested By**:	Genliu
EUT:	WIFI+BT Module	**Model Number**:	WXT2HM2001
Test Mode:	11AX20 MIMO RU8 5700TX Mode	**Power Supply**:	DC 3.3V
Condition:	Temp:24.5°C;Humi:47.4%	**Test Site**:	DDT 3# Chamber
File Path:	w:\2024 report data\Q24052405\FCC ABOVE 1G 5G WIFI RU\7		
Memo:	Sample Number:S24052405-001 Power Setting:14		

Test Graph

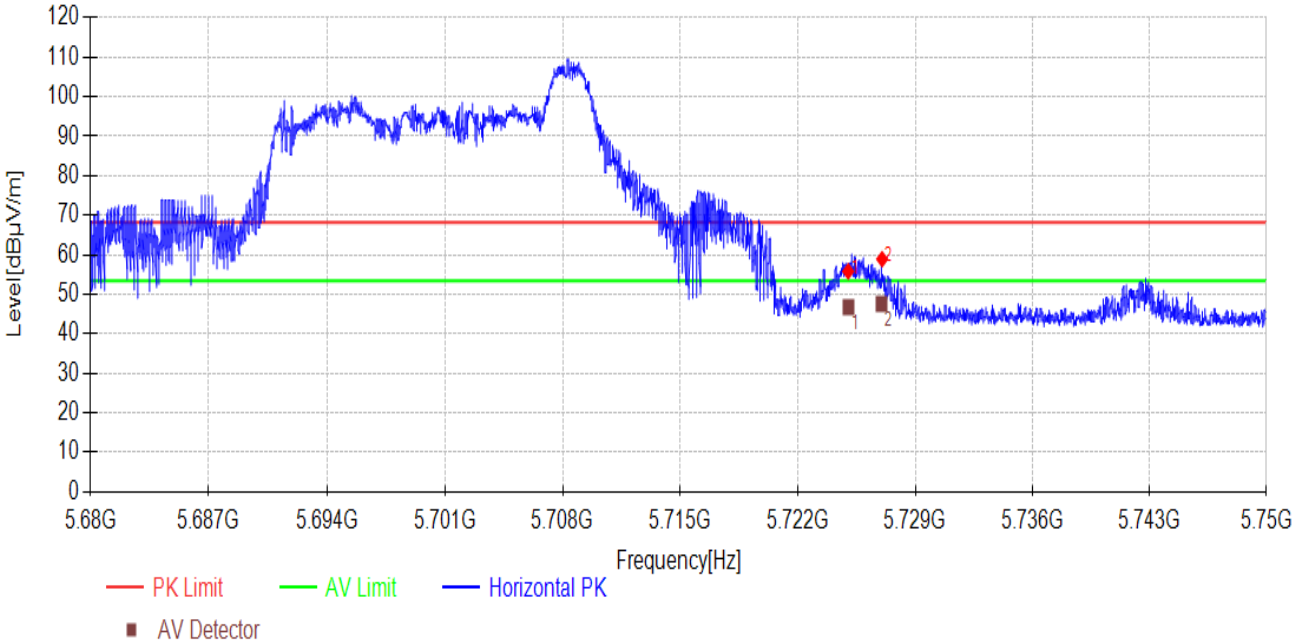

Data List								
NO.	**Freq. [MHz]**	**Reading [dBµV/m]**	**Factor[dB]**	**Level [dBµV/m]**	**Limit [dBµV/m]**	**Margin [dB]**	**Detector**	**Polarity**
1	5725.000	56.39	-0.58	55.81	68.20	12.39	PK	Horizontal
2	5727.026	59.47	-0.57	58.90	68.20	9.30	PK	Horizontal

Data List								
NO.	**Freq. [MHz]**	**Reading [dBµV/m]**	**Factor[dB]**	**Level [dBµV/m]**	**Limit [dBµV/m]**	**Margin [dB]**	**Detector**	**Polarity**
1	5725.000	47.28	-0.58	46.70	54.0	7.30	AV	Horizontal
2	5727.026	48.14	-0.57	47.57	54.0	6.43	AV	Horizontal

Note:
1. Level = Reading + Factor
2. If Peak Result complies with AV limit, AV Result is deemed to comply with AV limit.
3. Test setup: RBW: 1 MHz, VBW: 3 MHz, Sweep time: auto.

TR-4-E-009 Radiated Emission Test Result

Test Date:	2024-07-17	**Tested By**:	Genliu
EUT:	WIFI+BT Module	**Model Number**:	WXT2HM2001
Test Mode:	11AX20 MIMO RU8 5700TX Mode	**Power Supply**:	DC 3.3V
Condition:	Temp:24.5°C;Humi:47.4%	**Test Site**:	DDT 3# Chamber
File Path:	w:\2024 report data\Q24052405\FCC ABOVE 1G 5G WIFI RU\8		
Memo:	Sample Number:S24052405-001 Power Setting:14		

Test Graph

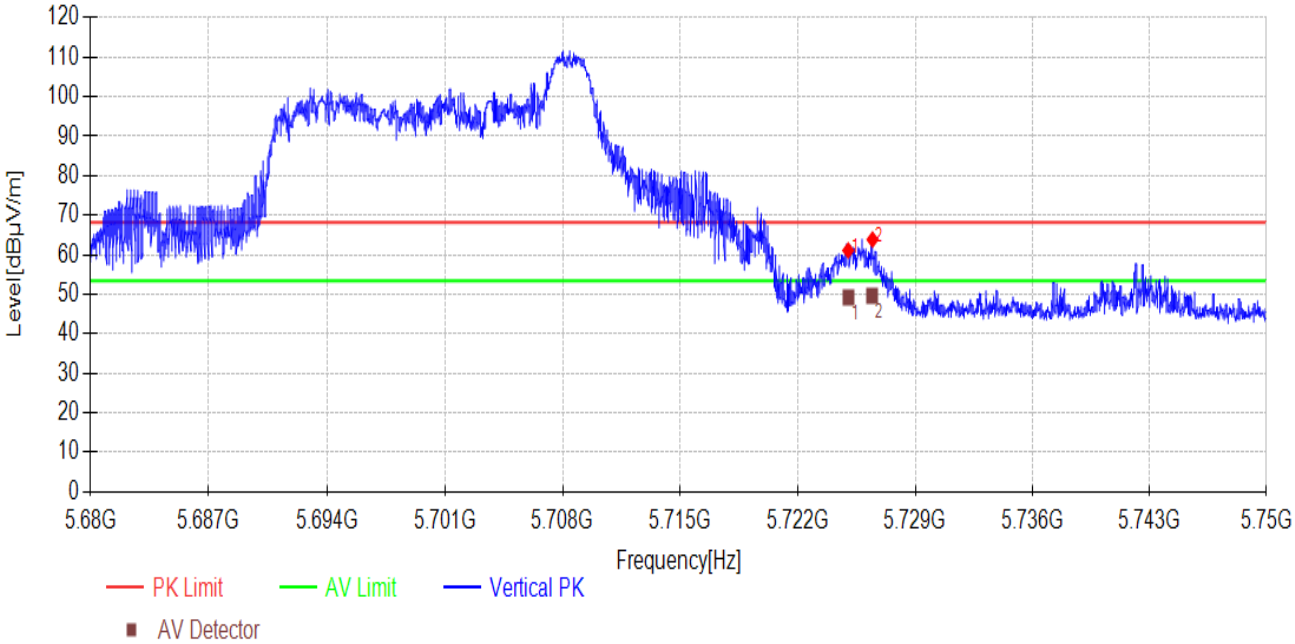

Data List								
NO.	**Freq. [MHz]**	**Reading [dBµV/m]**	**Factor[dB]**	**Level [dBµV/m]**	**Limit [dBµV/m]**	**Margin [dB]**	**Detector**	**Polarity**
1	5725.000	61.69	-0.58	61.11	68.20	7.09	PK	Vertical
2	5726.452	64.43	-0.57	63.86	68.20	4.34	PK	Vertical

Data List								
NO.	**Freq. [MHz]**	**Reading [dBµV/m]**	**Factor[dB]**	**Level [dBµV/m]**	**Limit [dBµV/m]**	**Margin [dB]**	**Detector**	**Polarity**
1	5725.000	49.88	-0.58	49.30	54.0	4.70	AV	Vertical
2	5726.452	50.28	-0.57	49.71	54.0	4.29	AV	Vertical

Note:
1. Level = Reading + Factor
2. If Peak Result complies with AV limit, AV Result is deemed to comply with AV limit.
3. Test setup: RBW: 1 MHz, VBW: 3 MHz, Sweep time: auto.

TR-4-E-009 Radiated Emission Test Result

Test Date:	2024-07-07	**Tested By**:	Genliu
EUT:	WIFI+BT Module	**Model Number**:	WXT2HM2001
Test Mode:	AC20 5720MHz	**Power Supply**:	DC 3.3V
Condition:	Temp:24.5°C;Humi:47.4%	**Test Site**:	DDT 3# Chamber
File Path:	d:\ts\2024 report data\Q24052405\FCC ABOVE1G KUAYUE\7		
Memo:	Sample Number:S24052405-001 Power Setting:14		

Test Graph

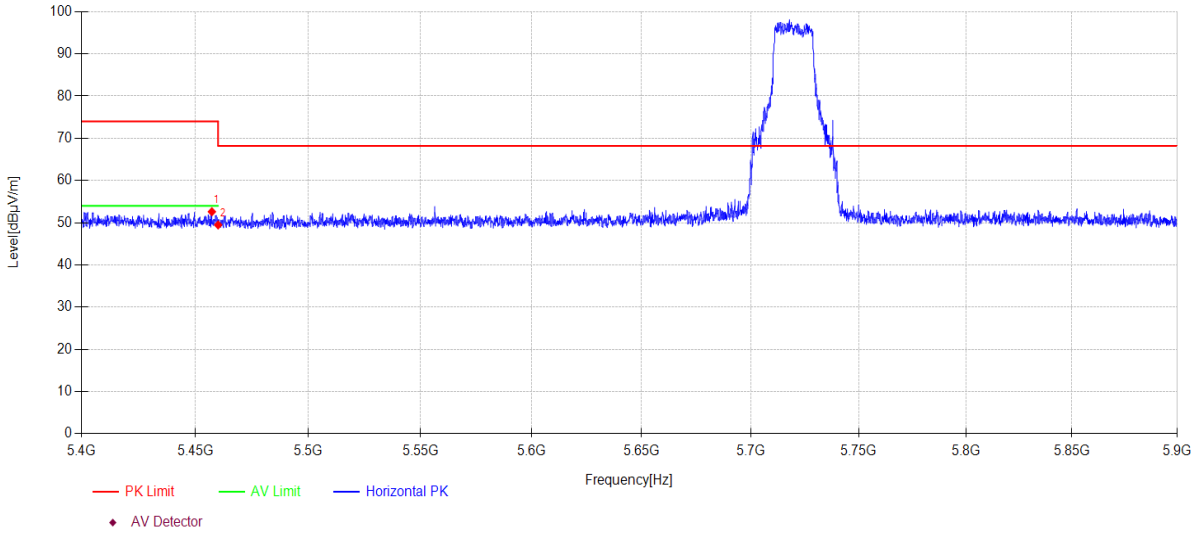

Data List										
N O.	**Freq. [MHz]**	**Reading [dBµV/m]**	**Antenna Factor [dB]**	**Cable loss [dB]**	**AMP [dB]**	**Level [dBµV/m]**	**Limit [dBµV/m]**	**Margin [dB]**	**Detector**	**Polarity**
1	5457.250	44.14	33.00	5.48	-30.02	52.60	74.00	21.40	PK	Horizontal
2	5460.000	41.02	33.00	5.48	-30.02	49.48	68.20	18.72	PK	Horizontal

Note:
1. Level = Reading + Cable loss + Antenna Factor + AMP
2. If Peak Result complies with AV limit, AV Result is deemed to comply with AV limit.
3. Test setup: RBW: 1 MHz, VBW: 3 MHz, Sweep time: auto.

TR-4-E-009 Radiated Emission Test Result

Test Date:	2024-07-07	**Tested By**:	Genliu
EUT:	WIFI+BT Module	**Model Number**:	WXT2HM2001
Test Mode:	AC20 5720MHz	**Power Supply**:	DC 3.3V
Condition:	Temp:24.5°C;Humi:47.4%	**Test Site**:	DDT 3# Chamber
File Path:	d:\ts\2024 report data\Q24052405\FCC ABOVE1G KUAYUE\8		
Memo:	Sample Number:S24052405-001 Power Setting:14		

Test Graph

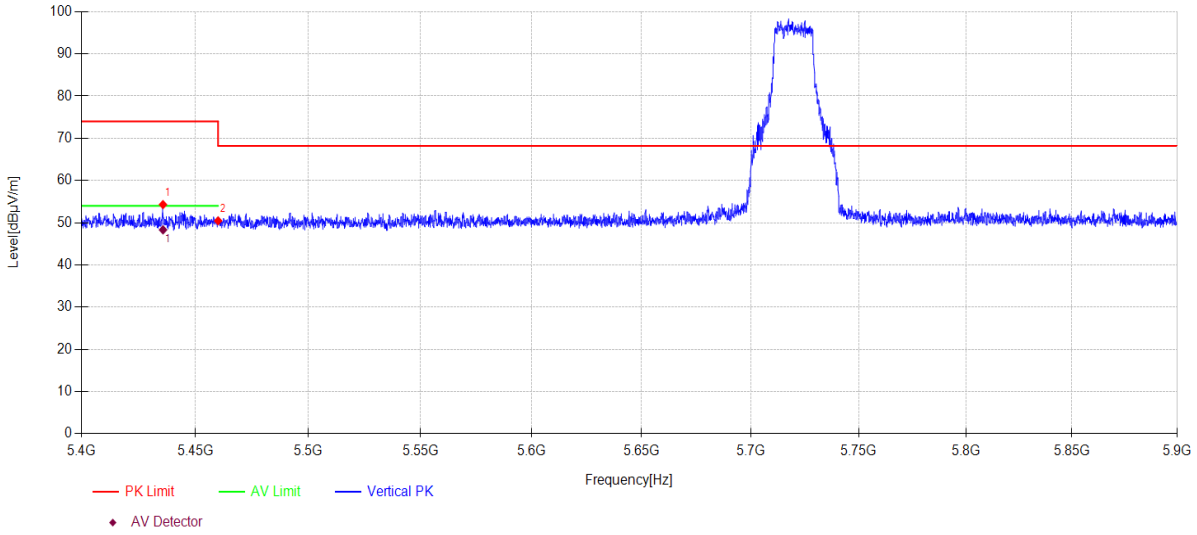

Data List										
NO.	**Freq. [MHz]**	**Reading [dBµV/m]**	**Antenna Factor [dB]**	**Cable loss [dB]**	**AMP [dB]**	**Level [dBµV/m]**	**Limit [dBµV/m]**	**Margin [dB]**	**Detector**	**Polarity**
1	5435.750	45.82	33.03	5.47	-30.02	54.30	74.00	19.70	PK	Vertical
2	5460.000	41.99	33.00	5.48	-30.02	50.45	68.20	17.75	PK	Vertical

Data List										
NO.	**Freq. [MHz]**	**Reading [dBµV/m]**	**Antenna Factor [dB]**	**Cable loss [dB]**	**AMP [dB]**	**Level [dBµV/m]**	**Limit [dBµV/m]**	**Margin [dB]**	**Detector**	**Polarity**
1	5435.750	39.83	33.03	5.47	-30.02	48.31	54.0	5.69	AV	Vertical

Note:
1. Level = Reading + Cable loss + Antenna Factor + AMP
2. If Peak Result complies with AV limit, AV Result is deemed to comply with AV limit.
3. Test setup: RBW: 1 MHz, VBW: 3 MHz, Sweep time: auto.

TR-4-E-009 Radiated Emission Test Result

Test Date:	2024-07-07	**Tested By**:	Genliu
EUT:	WIFI+BT Module	**Model Number**:	WXT2HM2001
Test Mode:	AX20 5720MHz	**Power Supply**:	DC 3.3V
Condition:	Temp:24.5°C;Humi:47.4%	**Test Site**:	DDT 3# Chamber
File Path:	d:\ts\2024 report data\Q24052405\FCC ABOVE1G KUAYUE\9		
Memo:	Sample Number:S24052405-001 Power Setting:14		

Test Graph

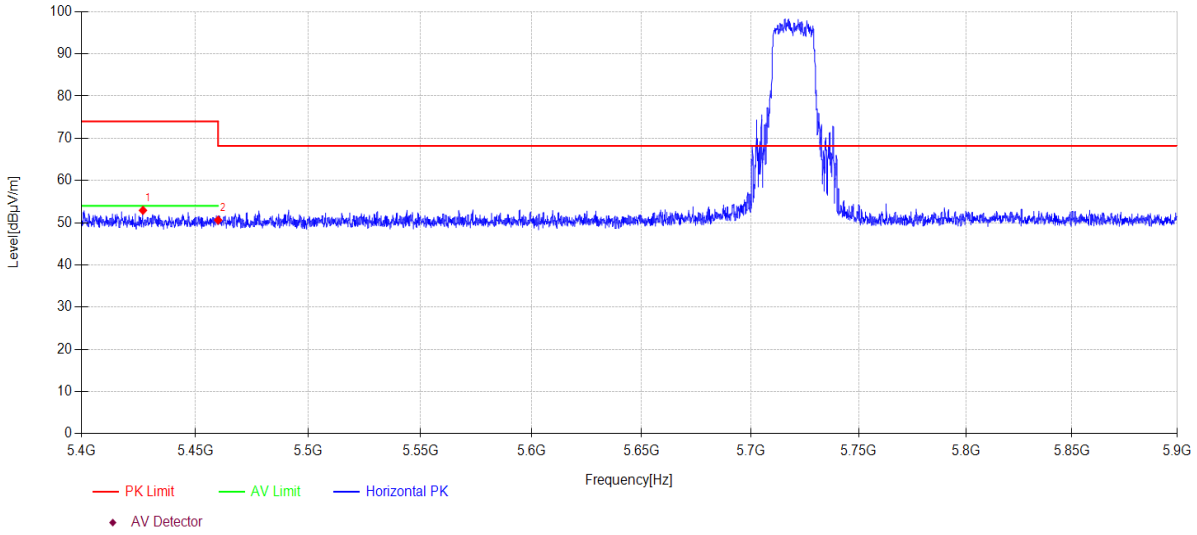

Data List										
N O.	**Freq. [MHz]**	**Reading [dBµV/m]**	**Antenna Factor [dB]**	**Cable loss [dB]**	**AMP [dB]**	**Level [dBµV/m]**	**Limit [dBµV/m]**	**Margin [dB]**	**Detector**	**Polarity**
1	5426.950	44.44	33.05	5.46	-30.02	52.93	74.00	21.07	PK	Horizontal
2	5460.000	42.15	33.00	5.48	-30.02	50.61	68.20	17.59	PK	Horizontal

Note:
1. Level = Reading + Cable loss + Antenna Factor + AMP
2. If Peak Result complies with AV limit, AV Result is deemed to comply with AV limit.
3. Test setup: RBW: 1 MHz, VBW: 3 MHz, Sweep time: auto.

TR-4-E-009 Radiated Emission Test Result

Test Date:	2024-07-07	**Tested By**:	Genliu
EUT:	WIFI+BT Module	**Model Number**:	WXT2HM2001
Test Mode:	AX20 5720MHz	**Power Supply**:	DC 3.3V
Condition:	Temp:24.5°C;Humi:47.4%	**Test Site**:	DDT 3# Chamber
File Path:	d:\ts\2024 report data\Q24052405\FCC ABOVE1G KUAYUE\10		
Memo:	Sample Number:S24052405-001 Power Setting:14		

Test Graph

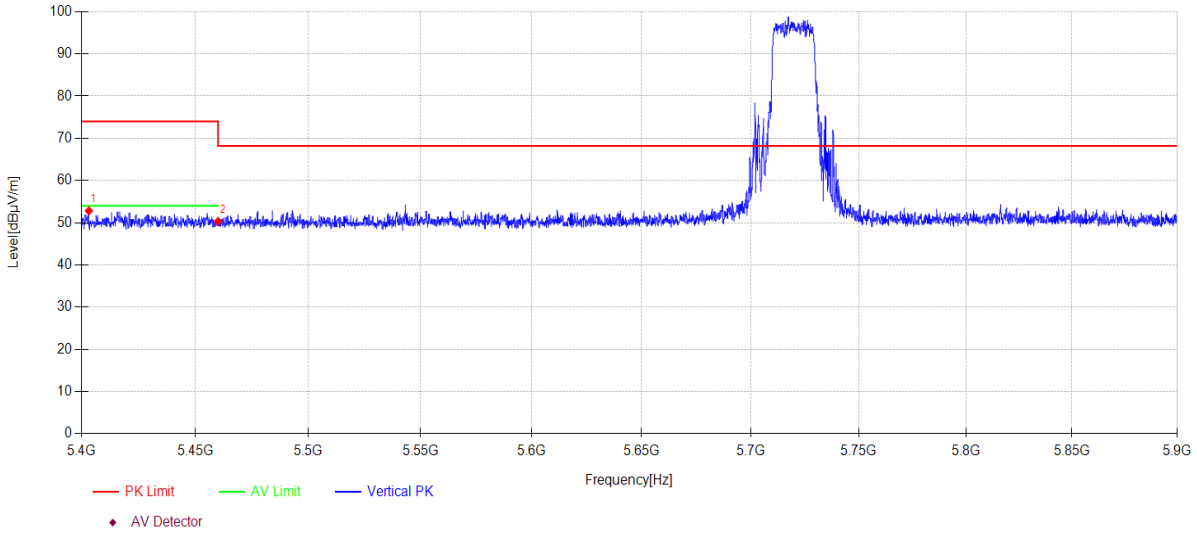

Data List										
N O.	**Freq. [MHz]**	**Reading [dBµV/m]**	**Antenna Factor [dB]**	**Cable loss [dB]**	**AMP [dB]**	**Level [dBµV/m]**	**Limit [dBµV/m]**	**Margin [dB]**	**Detector**	**Polarity**
1	5403.300	44.30	33.09	5.45	-30.03	52.81	74.00	21.19	PK	Vertical
2	5460.000	41.85	33.00	5.48	-30.02	50.31	68.20	17.89	PK	Vertical

Note:
1. Level = Reading + Cable loss + Antenna Factor + AMP
2. If Peak Result complies with AV limit, AV Result is deemed to comply with AV limit.
3. Test setup: RBW: 1 MHz, VBW: 3 MHz, Sweep time: auto.

TR-4-E-009 Radiated Emission Test Result

Test Date:	2024-07-07	**Tested By**:	Genliu
EUT:	WIFI+BT Module	**Model Number**:	WXT2HM2001
Test Mode:	N20 5720MHz	**Power Supply**:	DC 3.3V
Condition:	Temp:24.5°C;Humi:47.4%	**Test Site**:	DDT 3# Chamber
File Path:	d:\ts\2024 report data\Q24052405\FCC ABOVE1G KUAYUE\11		
Memo:	Sample Number:S24052405-001 Power Setting:14		

Test Graph

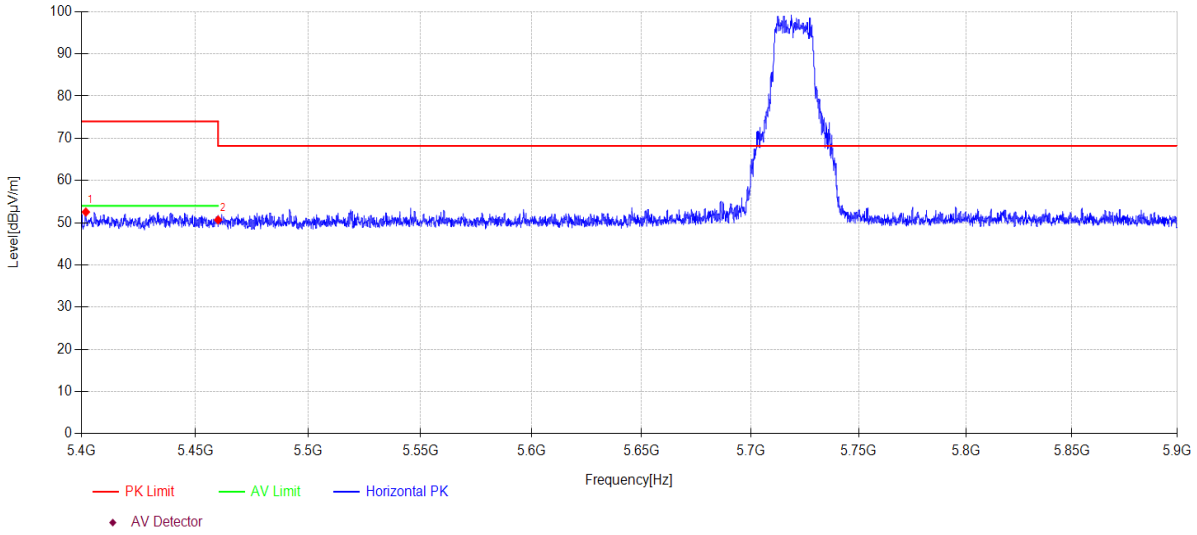

Data List

NO.	Freq. [MHz]	Reading [dBµV/m]	Antenna Factor [dB]	Cable loss [dB]	AMP [dB]	Level [dBµV/m]	Limit [dBµV/m]	Margin [dB]	Detector	Polarity
1	5401.950	44.02	33.10	5.45	-30.03	52.54	74.00	21.46	PK	Horizontal
2	5460.000	42.20	33.00	5.48	-30.02	50.66	68.20	17.54	PK	Horizontal

Note:
1. Level = Reading + Cable loss + Antenna Factor + AMP
2. If Peak Result complies with AV limit, AV Result is deemed to comply with AV limit.
3. Test setup: RBW: 1 MHz, VBW: 3 MHz, Sweep time: auto.

TR-4-E-009 Radiated Emission Test Result

Test Date:	2024-07-07	**Tested By**:	Genliu
EUT:	WIFI+BT Module	**Model Number**:	WXT2HM2001
Test Mode:	N20 5720MHz	**Power Supply**:	DC 3.3V
Condition:	Temp:24.5°C;Humi:47.4%	**Test Site**:	DDT 3# Chamber
File Path:	d:\ts\2024 report data\Q24052405\FCC ABOVE1G KUAYUE\12		
Memo:	Sample Number:S24052405-001 Power Setting:14		

Test Graph

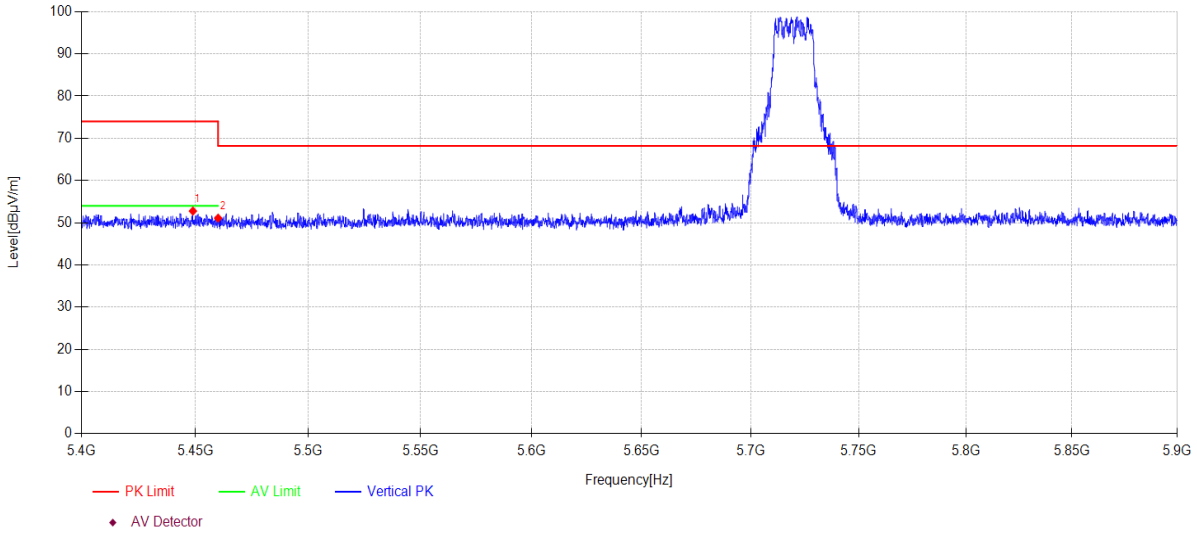

Data List										
N O.	**Freq. [MHz]**	**Reading [dBµV/m]**	**Antenna Factor [dB]**	**Cable loss [dB]**	**AMP [dB]**	**Level [dBµV/m]**	**Limit [dBµV/m]**	**Margin [dB]**	**Detector**	**Polarity**
1	5448.900	44.30	33.00	5.48	-30.02	52.76	74.00	21.24	PK	Vertical
2	5460.000	42.63	33.00	5.48	-30.02	51.09	68.20	17.11	PK	Vertical

Note:
1. Level = Reading + Cable loss + Antenna Factor + AMP
2. If Peak Result complies with AV limit, AV Result is deemed to comply with AV limit.
3. Test setup: RBW: 1 MHz, VBW: 3 MHz, Sweep time: auto.

TR-4-E-009 Radiated Emission Test Result

Test Date:	2024-07-07	**Tested By**:	Genliu
EUT:	WIFI+BT Module	**Model Number**:	WXT2HM2001
Test Mode:	ANT-1+2 A20 5720MHz	**Power Supply**:	DC 3.3V
Condition:	Temp:24.5°C;Humi:47.4%	**Test Site**:	DDT 3# Chamber
File Path:	d:\ts\2024 report data\Q24052405\FCC ABOVE1G KUAYUE\13		
Memo:	Sample Number:S24052405-001 Power Setting:14		

Test Graph

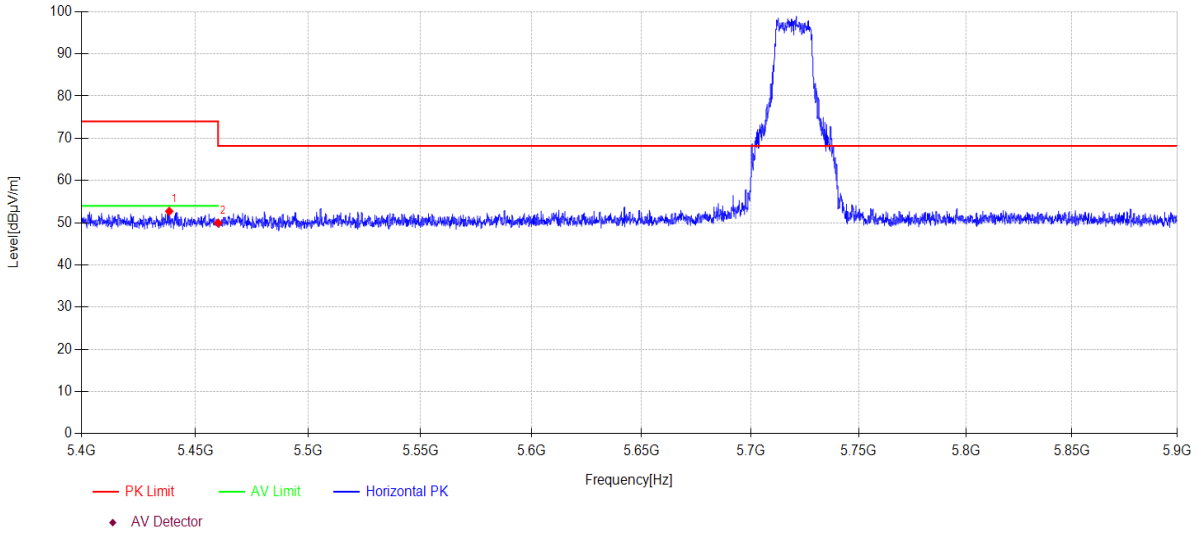

Data List										
N O.	**Freq. [MHz]**	**Reading [dBµV/m]**	**Antenna Factor [dB]**	**Cable loss [dB]**	**AMP [dB]**	**Level [dBµV/m]**	**Limit [dBµV/m]**	**Margin [dB]**	**Detector**	**Polarity**
1	5438.500	44.24	33.02	5.47	-30.02	52.71	74.00	21.29	PK	Horizontal
2	5460.000	41.48	33.00	5.48	-30.02	49.94	68.20	18.26	PK	Horizontal

Note:
1. Level = Reading + Cable loss + Antenna Factor + AMP
2. If Peak Result complies with AV limit, AV Result is deemed to comply with AV limit.
3. Test setup: RBW: 1 MHz, VBW: 3 MHz, Sweep time: auto.

TR-4-E-009 Radiated Emission Test Result

Test Date:	2024-07-07	**Tested By**:	Genliu
EUT:	WIFI+BT Module	**Model Number**:	WXT2HM2001
Test Mode:	ANT-1+2 A20 5720MHz	**Power Supply**:	DC 3.3V
Condition:	Temp:24.5°C;Humi:47.4%	**Test Site**:	DDT 3# Chamber
File Path:	d:\ts\2024 report data\Q24052405\FCC ABOVE1G KUAYUE\14		
Memo:	Sample Number:S24052405-001 Power Setting:14		

Test Graph

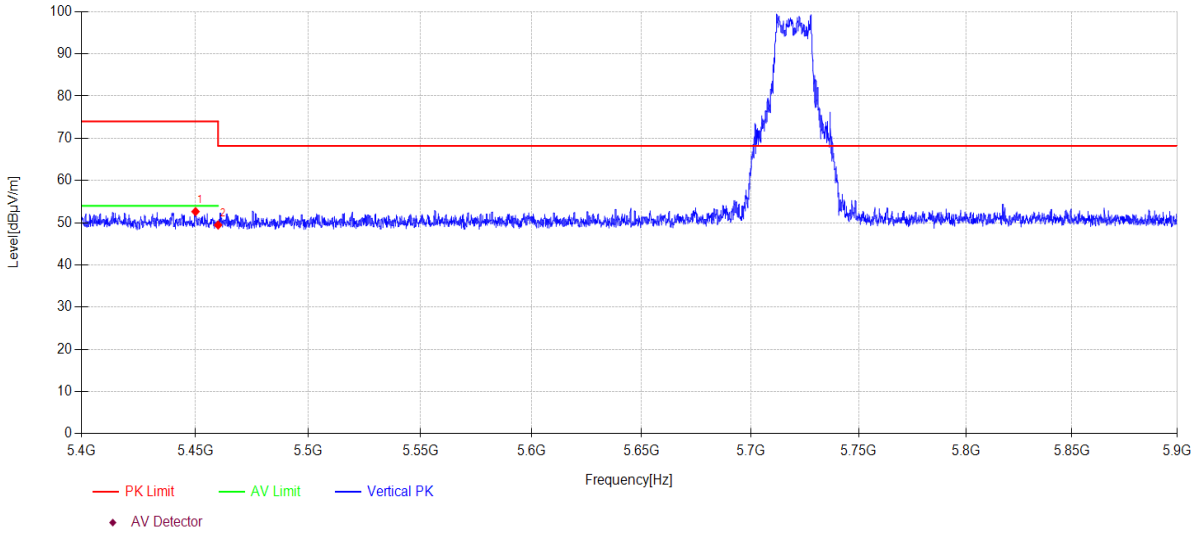

Data List										
N O.	**Freq. [MHz]**	**Reading [dBµV/m]**	**Antenna Factor [dB]**	**Cable loss [dB]**	**AMP [dB]**	**Level [dBµV/m]**	**Limit [dBµV/m]**	**Margin [dB]**	**Detector**	**Polarity**
1	5450.050	44.18	33.00	5.48	-30.02	52.64	74.00	21.36	PK	Vertical
2	5460.000	41.00	33.00	5.48	-30.02	49.46	68.20	18.74	PK	Vertical

Note:
1. Level = Reading + Cable loss + Antenna Factor + AMP
2. If Peak Result complies with AV limit, AV Result is deemed to comply with AV limit.
3. Test setup: RBW: 1 MHz, VBW: 3 MHz, Sweep time: auto.

TR-4-E-009 Radiated Emission Test Result

Test Date:	2024-07-07	**Tested By**:	Genliu
EUT:	WIFI+BT Module	**Model Number**:	WXT2HM2001
Test Mode:	N40 5710MHz	**Power Supply**:	DC 3.3V
Condition:	Temp:24.5°C;Humi:47.4%	**Test Site**:	DDT 3# Chamber
File Path:	d:\ts\2024 report data\Q24052405\FCC ABOVE1G KUAYUE\15		
Memo:	Sample Number:S24052405-001 Power Setting:14		

Test Graph

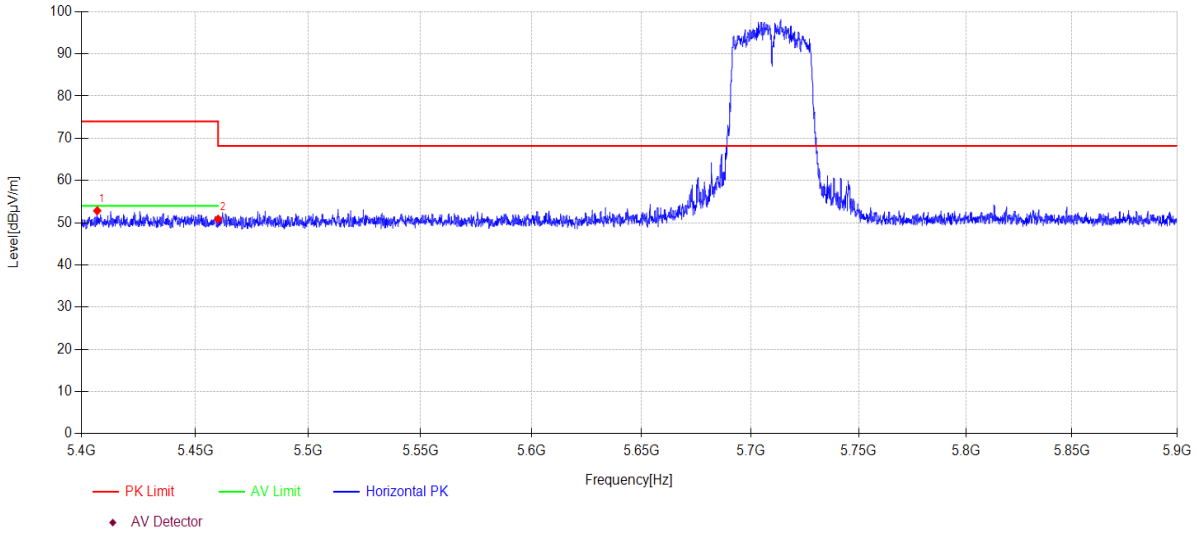

Data List										
N O.	**Freq. [MHz]**	**Reading [dBµV/m]**	**Antenna Factor [dB]**	**Cable loss [dB]**	**AMP [dB]**	**Level [dBµV/m]**	**Limit [dBµV/m]**	**Margin [dB]**	**Detector**	**Polarity**
1	5406.950	44.33	33.09	5.45	-30.03	52.84	74.00	21.16	PK	Horizontal
2	5460.000	42.38	33.00	5.48	-30.02	50.84	68.20	17.36	PK	Horizontal

Note:
1. Level = Reading + Cable loss + Antenna Factor + AMP
2. If Peak Result complies with AV limit, AV Result is deemed to comply with AV limit.
3. Test setup: RBW: 1 MHz, VBW: 3 MHz, Sweep time: auto.

TR-4-E-009 Radiated Emission Test Result

Test Date:	2024-07-07	**Tested By**:	Genliu
EUT:	WIFI+BT Module	**Model Number**:	WXT2HM2001
Test Mode:	N40 5710MHz	**Power Supply**:	DC 3.3V
Condition:	Temp:24.5°C;Humi:47.4%	**Test Site**:	DDT 3# Chamber
File Path:	d:\ts\2024 report data\Q24052405\FCC ABOVE1G KUAYUE\16		
Memo:	Sample Number:S24052405-001 Power Setting:14		

Test Graph

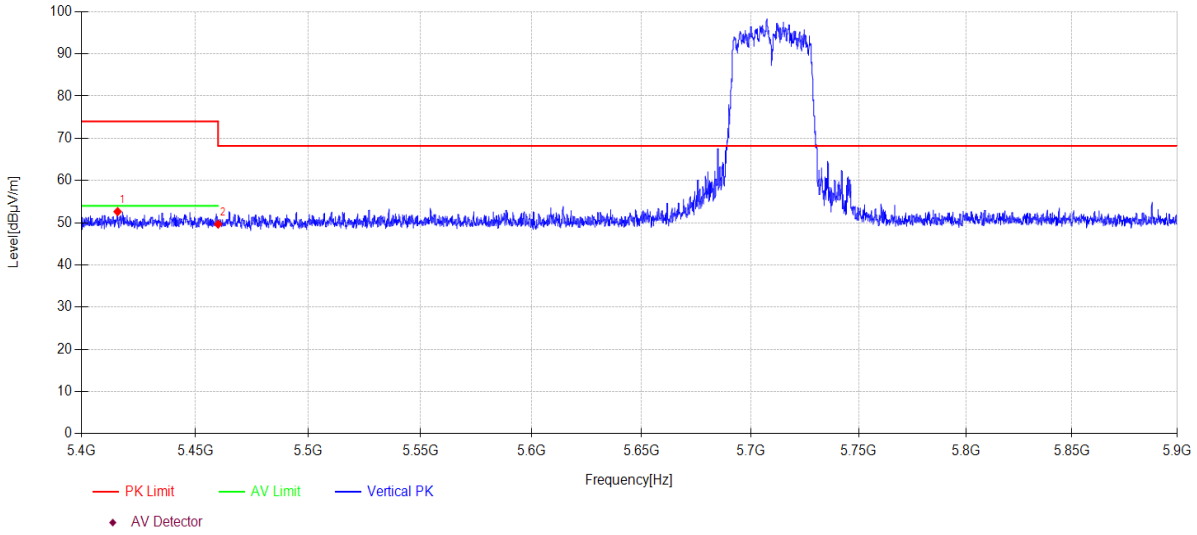

Data List										
N O.	**Freq. [MHz]**	**Reading [dBµV/m]**	**Antenna Factor [dB]**	**Cable loss [dB]**	**AMP [dB]**	**Level [dBµV/m]**	**Limit [dBµV/m]**	**Margin [dB]**	**Detector**	**Polarity**
1	5415.850	44.14	33.07	5.45	-30.03	52.63	74.00	21.37	PK	Vertical
2	5460.000	41.20	33.00	5.48	-30.02	49.66	68.20	18.54	PK	Vertical

Note:
1. Level = Reading + Cable loss + Antenna Factor + AMP
2. If Peak Result complies with AV limit, AV Result is deemed to comply with AV limit.
3. Test setup: RBW: 1 MHz, VBW: 3 MHz, Sweep time: auto.

TR-4-E-009 Radiated Emission Test Result

Test Date:	2024-07-07	**Tested By**:	Genliu
EUT:	WIFI+BT Module	**Model Number**:	WXT2HM2001
Test Mode:	AC40 5710MHz	**Power Supply**:	DC 3.3V
Condition:	Temp:24.5°C;Humi:47.4%	**Test Site**:	DDT 3# Chamber
File Path:	d:\ts\2024 report data\Q24052405\FCC ABOVE1G KUAYUE\17		
Memo:	Sample Number:S24052405-001 Power Setting:14		

Test Graph

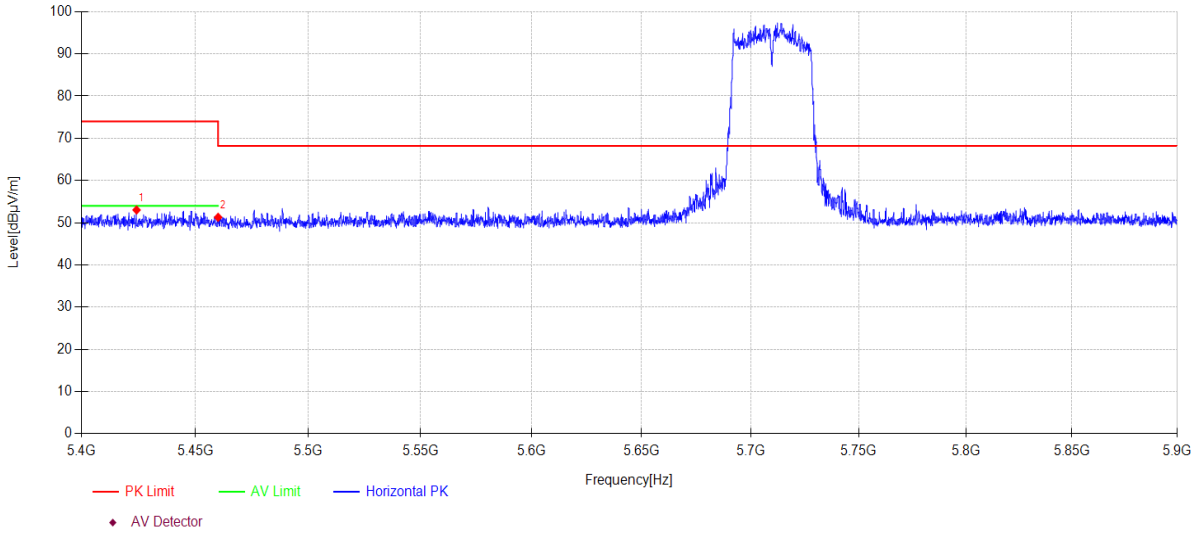

Data List										
N O.	**Freq. [MHz]**	**Reading [dBµV/m]**	**Antenna Factor [dB]**	**Cable loss [dB]**	**AMP [dB]**	**Level [dBµV/m]**	**Limit [dBµV/m]**	**Margin [dB]**	**Detector**	**Polarity**
1	5424.150	44.53	33.05	5.46	-30.02	53.02	74.00	20.98	PK	Horizontal
2	5460.000	42.83	33.00	5.48	-30.02	51.29	68.20	16.91	PK	Horizontal

Note:
1. Level = Reading + Cable loss + Antenna Factor + AMP
2. If Peak Result complies with AV limit, AV Result is deemed to comply with AV limit.
3. Test setup: RBW: 1 MHz, VBW: 3 MHz, Sweep time: auto.

TR-4-E-009 Radiated Emission Test Result

Test Date:	2024-07-07	**Tested By**:	Genliu
EUT:	WIFI+BT Module	**Model Number**:	WXT2HM2001
Test Mode:	AC40 5710MHz	**Power Supply**:	DC 3.3V
Condition:	Temp:24.5°C;Humi:47.4%	**Test Site**:	DDT 3# Chamber
File Path:	d:\ts\2024 report data\Q24052405\FCC ABOVE1G KUAYUE\18		
Memo:	Sample Number:S24052405-001 Power Setting:14		

Test Graph

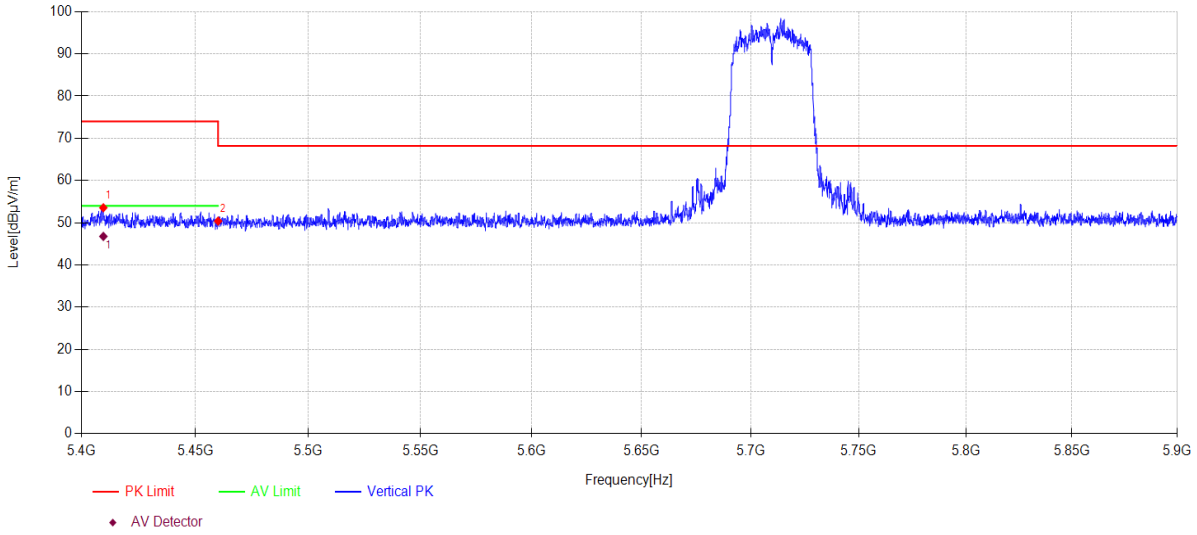

Data List										
NO.	**Freq. [MHz]**	**Reading [dBµV/m]**	**Antenna Factor [dB]**	**Cable loss [dB]**	**AMP [dB]**	**Level [dBµV/m]**	**Limit [dBµV/m]**	**Margin [dB]**	**Detector**	**Polarity**
1	5409.600	45.05	33.08	5.45	-30.03	53.55	74.00	20.45	PK	Vertical
2	5460.000	41.93	33.00	5.48	-30.02	50.39	68.20	17.81	PK	Vertical

Data List										
NO.	**Freq. [MHz]**	**Reading [dBµV/m]**	**Antenna Factor [dB]**	**Cable loss [dB]**	**AMP [dB]**	**Level [dBµV/m]**	**Limit [dBµV/m]**	**Margin [dB]**	**Detector**	**Polarity**
1	5409.600	38.26	33.08	5.45	-30.03	46.76	54.0	7.24	AV	Vertical

Note:
1. Level = Reading + Cable loss + Antenna Factor + AMP
2. If Peak Result complies with AV limit, AV Result is deemed to comply with AV limit.
3. Test setup: RBW: 1 MHz, VBW: 3 MHz, Sweep time: auto.

TR-4-E-009 Radiated Emission Test Result

Test Date:	2024-07-07	**Tested By**:	Genliu
EUT:	WIFI+BT Module	**Model Number**:	WXT2HM2001
Test Mode:	AX40 5710MHz	**Power Supply**:	DC 3.3V
Condition:	Temp:24.5°C;Humi:47.4%	**Test Site**:	DDT 3# Chamber
File Path:	d:\ts\2024 report data\Q24052405\FCC ABOVE1G KUAYUE\19		
Memo:	Sample Number:S24052405-001 Power Setting:14		

Test Graph

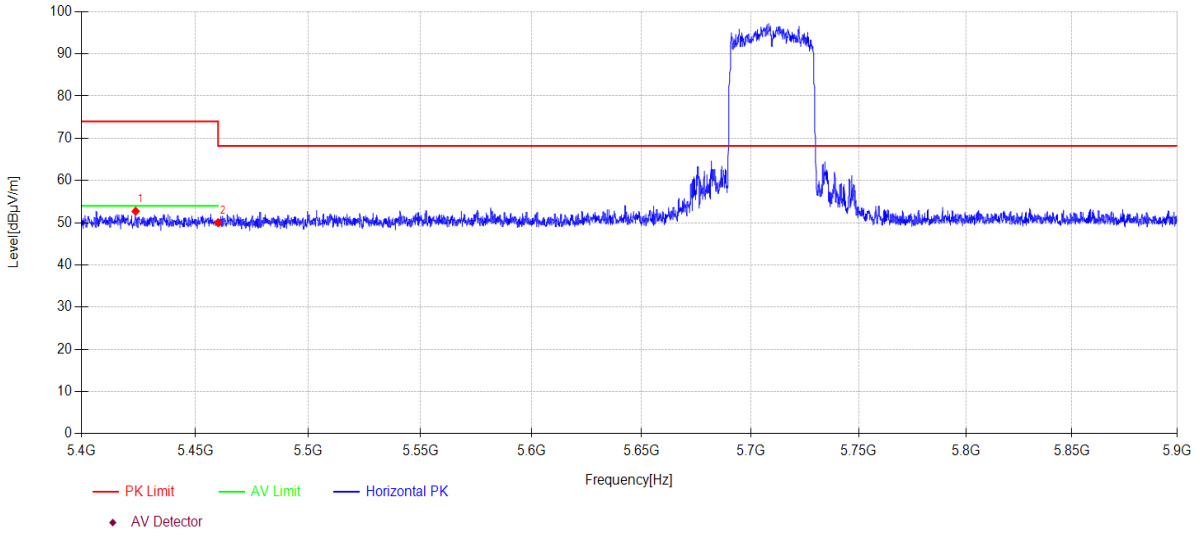

Data List										
N O.	**Freq. [MHz]**	**Reading [dBµV/m]**	**Antenna Factor [dB]**	**Cable loss [dB]**	**AMP [dB]**	**Level [dBµV/m]**	**Limit [dBµV/m]**	**Margin [dB]**	**Detector**	**Polarity**
1	5423.750	44.24	33.05	5.46	-30.02	52.73	74.00	21.27	PK	Horizontal
2	5460.000	41.54	33.00	5.48	-30.02	50.00	68.20	18.20	PK	Horizontal

Note:
1. Level = Reading + Cable loss + Antenna Factor + AMP
2. If Peak Result complies with AV limit, AV Result is deemed to comply with AV limit.
3. Test setup: RBW: 1 MHz, VBW: 3 MHz, Sweep time: auto.

TR-4-E-009 Radiated Emission Test Result

Test Date:	2024-07-07	**Tested By**:	Genliu
EUT:	WIFI+BT Module	**Model Number**:	WXT2HM2001
Test Mode:	AX40 5710MHz	**Power Supply**:	DC 3.3V
Condition:	Temp:24.5°C;Humi:47.4%	**Test Site**:	DDT 3# Chamber
File Path:	d:\ts\2024 report data\Q24052405\FCC ABOVE1G KUAYUE\20		
Memo:	Sample Number:S24052405-001 Power Setting:14		

Test Graph

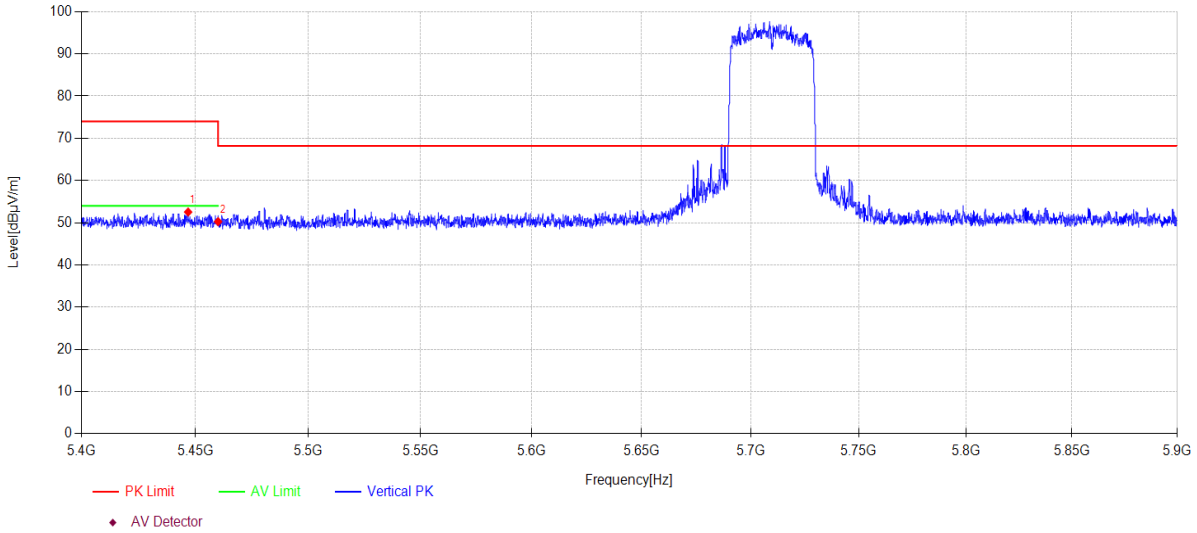

Data List										
NO.	**Freq. [MHz]**	**Reading [dBµV/m]**	**Antenna Factor [dB]**	**Cable loss [dB]**	**AMP [dB]**	**Level [dBµV/m]**	**Limit [dBµV/m]**	**Margin [dB]**	**Detector**	**Polarity**
1	5446.800	44.07	33.01	5.47	-30.02	52.53	74.00	21.47	PK	Vertical
2	5460.000	41.79	33.00	5.48	-30.02	50.25	68.20	17.95	PK	Vertical

Note:
1. Level = Reading + Cable loss + Antenna Factor + AMP
2. If Peak Result complies with AV limit, AV Result is deemed to comply with AV limit.
3. Test setup: RBW: 1 MHz, VBW: 3 MHz, Sweep time: auto.

TR-4-E-009 Radiated Emission Test Result

Test Date:	2024-07-07	**Tested By**:	Genliu
EUT:	WIFI+BT Module	**Model Number**:	WXT2HM2001
Test Mode:	AX80 5690MHz	**Power Supply**:	DC 3.3V
Condition:	Temp:24.5°C;Humi:47.4%	**Test Site**:	DDT 3# Chamber
File Path:	d:\ts\2024 report data\Q24052405\FCC ABOVE1G KUAYUE\21		
Memo:	Sample Number:S24052405-001 Power Setting:14		

Test Graph

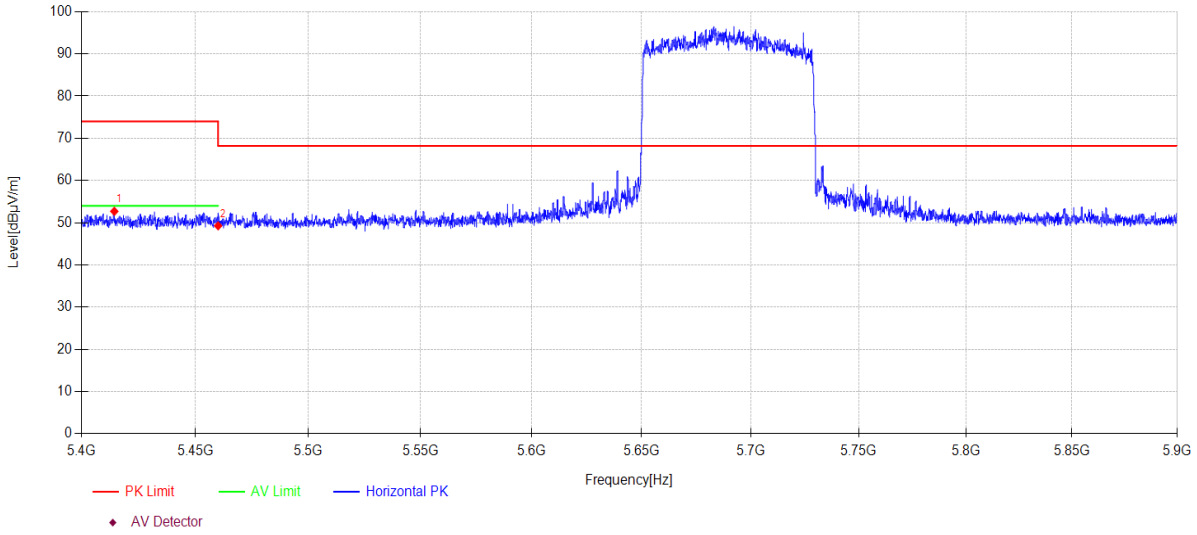

Data List										
N O.	**Freq. [MHz]**	**Reading [dBµV/m]**	**Antenna Factor [dB]**	**Cable loss [dB]**	**AMP [dB]**	**Level [dBµV/m]**	**Limit [dBµV/m]**	**Margin [dB]**	**Detector**	**Polarity**
1	5414.400	44.21	33.07	5.45	-30.03	52.70	74.00	21.30	PK	Horizontal
2	5460.000	40.81	33.00	5.48	-30.02	49.27	68.20	18.93	PK	Horizontal

Note:
1. Level = Reading + Cable loss + Antenna Factor + AMP
2. If Peak Result complies with AV limit, AV Result is deemed to comply with AV limit.
3. Test setup: RBW: 1 MHz, VBW: 3 MHz, Sweep time: auto.

TR-4-E-009 Radiated Emission Test Result

Test Date:	2024-07-07	**Tested By**:	Genliu
EUT:	WIFI+BT Module	**Model Number**:	WXT2HM2001
Test Mode:	AX80 5690MHz	**Power Supply**:	DC 3.3V
Condition:	Temp:24.5°C;Humi:47.4%	**Test Site**:	DDT 3# Chamber
File Path:	d:\ts\2024 report data\Q24052405\FCC ABOVE1G KUAYUE\22		
Memo:	Sample Number:S24052405-001 Power Setting:14		

Test Graph

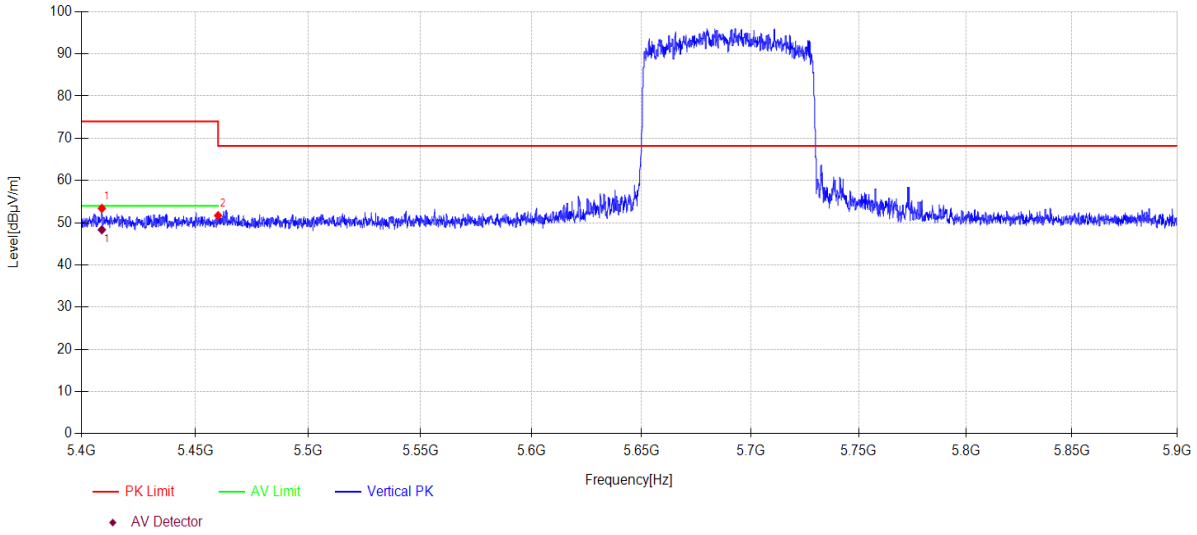

Data List										
NO.	**Freq. [MHz]**	**Reading [dBµV/m]**	**Antenna Factor [dB]**	**Cable loss [dB]**	**AMP [dB]**	**Level [dBµV/m]**	**Limit [dBµV/m]**	**Margin [dB]**	**Detector**	**Polarity**
1	5408.950	44.90	33.08	5.45	-30.03	53.40	74.00	20.60	PK	Vertical
2	5460.000	43.24	33.00	5.48	-30.02	51.70	68.20	16.50	PK	Vertical

Data List										
NO.	**Freq. [MHz]**	**Reading [dBµV/m]**	**Antenna Factor [dB]**	**Cable loss [dB]**	**AMP [dB]**	**Level [dBµV/m]**	**Limit [dBµV/m]**	**Margin [dB]**	**Detector**	**Polarity**
1	5408.950	39.83	33.08	5.45	-30.03	48.33	54.0	5.67	AV	Vertical

Note:
1. Level = Reading + Cable loss + Antenna Factor + AMP
2. If Peak Result complies with AV limit, AV Result is deemed to comply with AV limit.
3. Test setup: RBW: 1 MHz, VBW: 3 MHz, Sweep time: auto.

TR-4-E-009 Radiated Emission Test Result

Test Date:	2024-07-07	**Tested By**:	Genliu
EUT:	WIFI+BT Module	**Model Number**:	WXT2HM2001
Test Mode:	AC80 5690MHz	**Power Supply**:	DC 3.3V
Condition:	Temp:24.5°C;Humi:47.4%	**Test Site**:	DDT 3# Chamber
File Path:	d:\ts\2024 report data\Q24052405\FCC ABOVE1G KUAYUE\23		
Memo:	Sample Number:S24052405-001 Power Setting:14		

Test Graph

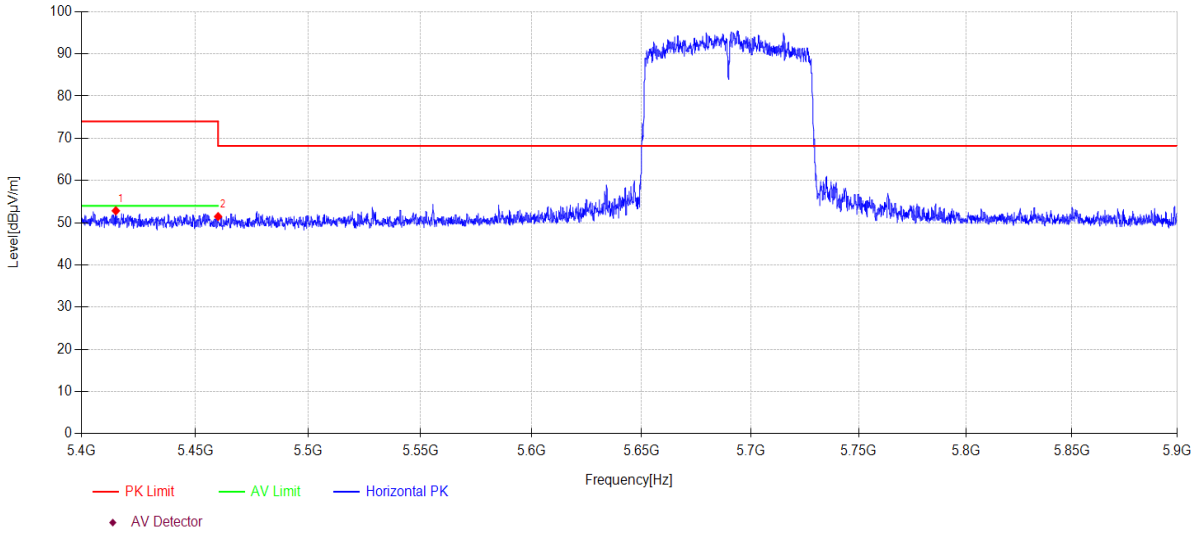

Data List										
N O.	**Freq. [MHz]**	**Reading [dBµV/m]**	**Antenna Factor [dB]**	**Cable loss [dB]**	**AMP [dB]**	**Level [dBµV/m]**	**Limit [dBµV/m]**	**Margin [dB]**	**Detector**	**Polarity**
1	5415.050	44.34	33.07	5.45	-30.03	52.83	74.00	21.17	PK	Horizontal
2	5460.000	43.00	33.00	5.48	-30.02	51.46	68.20	16.74	PK	Horizontal

Note:
1. Level = Reading + Cable loss + Antenna Factor + AMP
2. If Peak Result complies with AV limit, AV Result is deemed to comply with AV limit.
3. Test setup: RBW: 1 MHz, VBW: 3 MHz, Sweep time: auto.

TR-4-E-009 Radiated Emission Test Result

Test Date:	2024-07-07	**Tested By**:	Genliu
EUT:	WIFI+BT Module	**Model Number**:	WXT2HM2001
Test Mode:	AC80 5690MHz	**Power Supply**:	DC 3.3V
Condition:	Temp:24.5°C;Humi:47.4%	**Test Site**:	DDT 3# Chamber
File Path:	d:\ts\2024 report data\Q24052405\FCC ABOVE1G KUAYUE\24		
Memo:	Sample Number:S24052405-001 Power Setting:14		

Test Graph

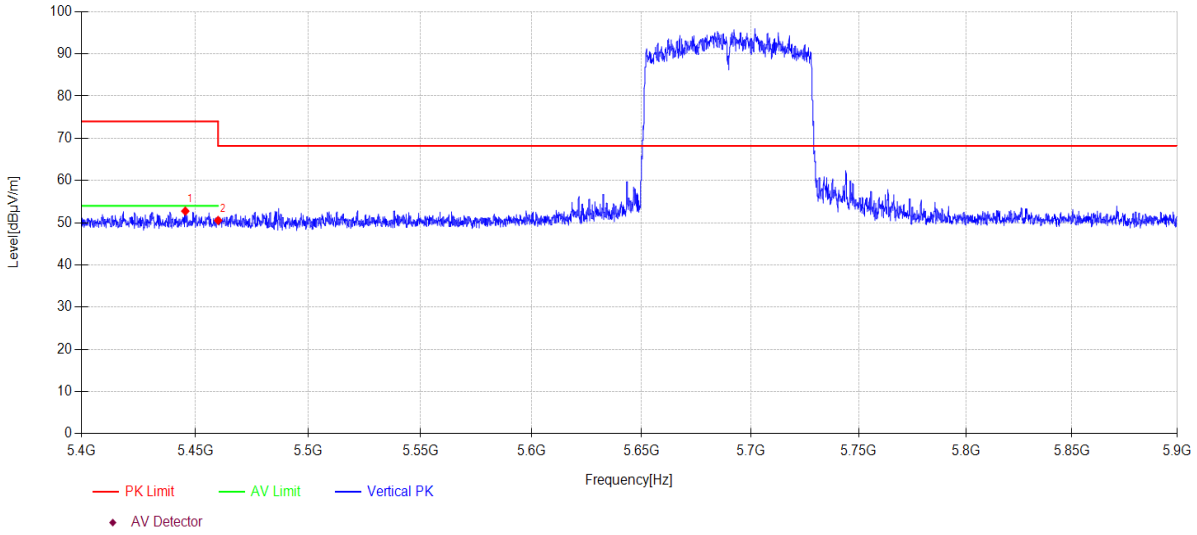

Data List										
NO.	**Freq. [MHz]**	**Reading [dBµV/m]**	**Antenna Factor [dB]**	**Cable loss [dB]**	**AMP [dB]**	**Level [dBµV/m]**	**Limit [dBµV/m]**	**Margin [dB]**	**Detector**	**Polarity**
1	5445.550	44.29	33.01	5.47	-30.02	52.75	74.00	21.25	PK	Vertical
2	5460.000	42.08	33.00	5.48	-30.02	50.54	68.20	17.66	PK	Vertical

Note:
1. Level = Reading + Cable loss + Antenna Factor + AMP
2. If Peak Result complies with AV limit, AV Result is deemed to comply with AV limit.
3. Test setup: RBW: 1 MHz, VBW: 3 MHz, Sweep time: auto.

TR-4-E-009 Radiated Emission Test Result

Test Date:	2024-07-07	**Tested By**:	Genliu
EUT:	WIFI+BT Module	**Model Number**:	WXT2HM2001
Test Mode:	AX20 5745MHz	**Power Supply**:	DC 3.3V
Condition:	Temp:24.5°C;Humi:47.4%	**Test Site**:	DDT 3# Chamber
File Path:	d:\ts\2024 report data\Q24052405\FCC ABOVE 5.8G\7		
Memo:	Sample Number:S24052405-001 Power Setting:14		

Test Graph

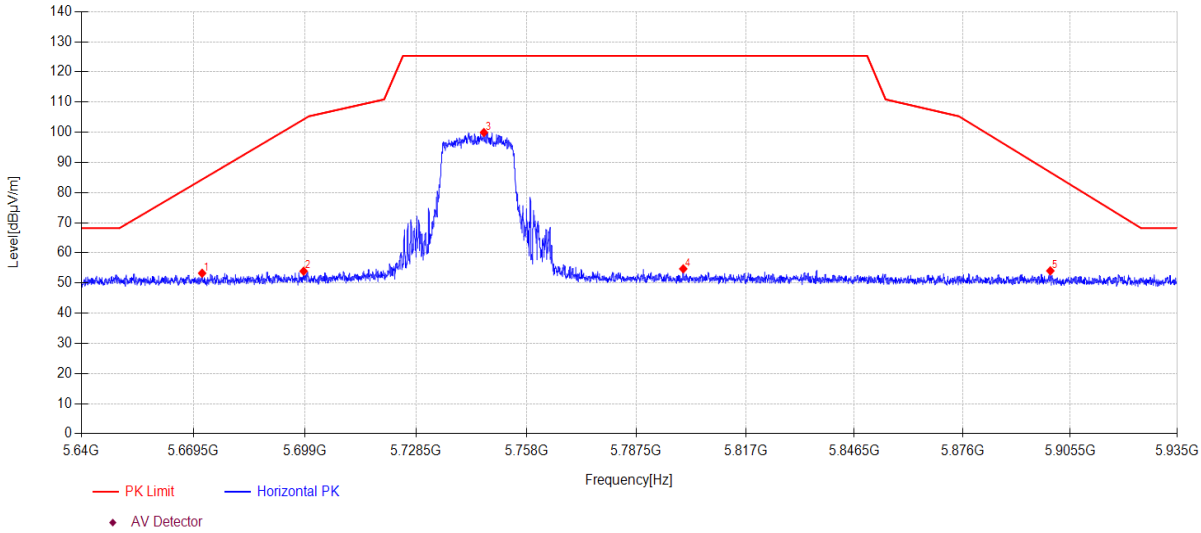

Data List										
N O.	**Freq. [MHz]**	**Reading [dBµV/m]**	**Antenna Factor [dB]**	**Cable loss [dB]**	**AMP [dB]**	**Level [dBµV/m]**	**Limit [dBµV/m]**	**Margin [dB]**	**Detector**	**Polarity**
1	5671.772	43.90	33.49	5.85	-29.99	53.25	84.35	31.10	PK	Horizontal
2	5698.617	44.47	33.59	5.86	-29.99	53.93	104.27	50.34	PK	Horizontal
3	5746.613	90.15	33.88	5.88	-29.98	99.93	125.30	25.37	PK	Horizontal
4	5800.156	44.58	34.20	5.91	-29.98	54.71	125.30	70.59	PK	Horizontal
5	5900.043	43.94	34.10	5.96	-29.96	54.04	86.72	32.68	PK	Horizontal

Note:
1. Level = Reading + Cable loss + Antenna Factor + AMP
2. If Peak Result complies with AV limit, AV Result is deemed to comply with AV limit.
3. Test setup: RBW: 1 MHz, VBW: 3 MHz, Sweep time: auto.

TR-4-E-009 Radiated Emission Test Result

Test Date:	2024-07-07	**Tested By**:	Genliu
EUT:	WIFI+BT Module	**Model Number**:	WXT2HM2001
Test Mode:	AX20 5745MHz	**Power Supply**:	DC 3.3V
Condition:	Temp:24.5°C;Humi:47.4%	**Test Site**:	DDT 3# Chamber
File Path:	d:\ts\2024 report data\Q24052405\FCC ABOVE 5.8G\8		
Memo:	Sample Number:S24052405-001 Power Setting:14		

Test Graph

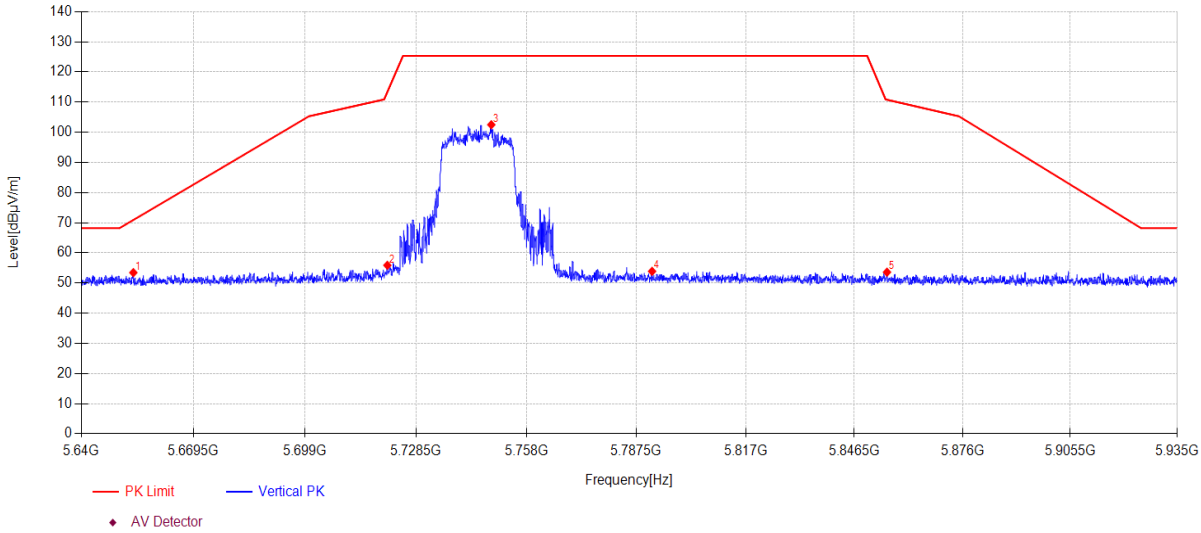

Data List										
N O.	**Freq. [MHz]**	**Reading [dBµV/m]**	**Antenna Factor [dB]**	**Cable loss [dB]**	**AMP [dB]**	**Level [dBµV/m]**	**Limit [dBµV/m]**	**Margin [dB]**	**Detector**	**Polarity**
1	5653.659	44.21	33.41	5.84	-30.00	53.46	70.91	17.45	PK	Vertical
2	5720.860	46.27	33.73	5.87	-29.99	55.88	113.38	57.50	PK	Vertical
3	5748.590	92.71	33.89	5.88	-29.98	102.50	125.30	22.80	PK	Vertical
4	5791.748	43.80	34.15	5.91	-29.98	53.88	125.30	71.42	PK	Vertical
5	5855.380	43.62	34.01	5.94	-29.97	53.60	110.79	57.19	PK	Vertical

Note:
1. Level = Reading + Cable loss + Antenna Factor + AMP
2. If Peak Result complies with AV limit, AV Result is deemed to comply with AV limit.
3. Test setup: RBW: 1 MHz, VBW: 3 MHz, Sweep time: auto.

TR-4-E-009 Radiated Emission Test Result

Test Date:	2024-07-07	**Tested By**:	Genliu
EUT:	WIFI+BT Module	**Model Number**:	WXT2HM2001
Test Mode:	AX20 5825MHz	**Power Supply**:	DC 3.3V
Condition:	Temp:24.5°C;Humi:47.4%	**Test Site**:	DDT 3# Chamber
File Path:	d:\ts\2024 report data\Q24052405\FCC ABOVE 5.8G\9		
Memo:	Sample Number:S24052405-001 Power Setting:14		

Test Graph

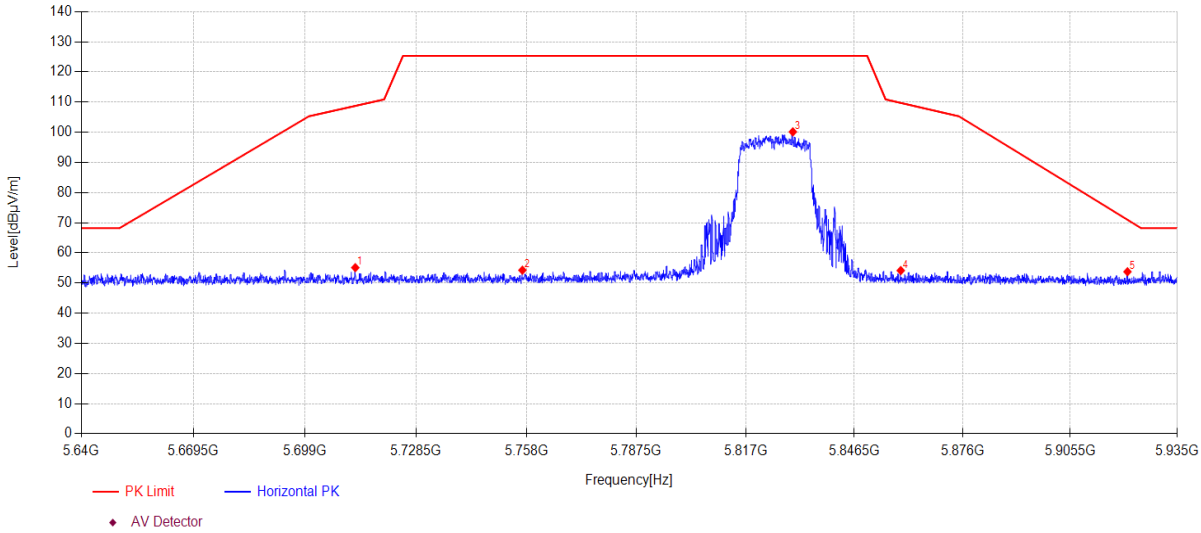

Data List

NO.	Freq. [MHz]	Reading [dBµV/m]	Antenna Factor [dB]	Cable loss [dB]	AMP [dB]	Level [dBµV/m]	Limit [dBµV/m]	Margin [dB]	Detector	Polarity
1	5712.334	45.55	33.67	5.87	-29.99	55.10	108.75	53.65	PK	Horizontal
2	5756.909	44.40	33.94	5.89	-29.98	54.25	125.30	71.05	PK	Horizontal
3	5829.803	90.11	34.08	5.92	-29.97	100.14	125.30	25.16	PK	Horizontal
4	5859.126	44.14	34.02	5.94	-29.97	54.13	109.74	55.61	PK	Horizontal
5	5921.253	43.59	34.14	5.97	-29.96	53.74	70.98	17.24	PK	Horizontal

Note:
1. Level = Reading + Cable loss + Antenna Factor + AMP
2. If Peak Result complies with AV limit, AV Result is deemed to comply with AV limit.
3. Test setup: RBW: 1 MHz, VBW: 3 MHz, Sweep time: auto.

TR-4-E-009 Radiated Emission Test Result

Test Date:	2024-07-07	**Tested By**:	Genliu
EUT:	WIFI+BT Module	**Model Number**:	WXT2HM2001
Test Mode:	AX20 5825MHz	**Power Supply**:	DC 3.3V
Condition:	Temp:24.5°C;Humi:47.4%	**Test Site**:	DDT 3# Chamber
File Path:	d:\ts\2024 report data\Q24052405\FCC ABOVE 5.8G\10		
Memo:	Sample Number:S24052405-001 Power Setting:14		

Test Graph

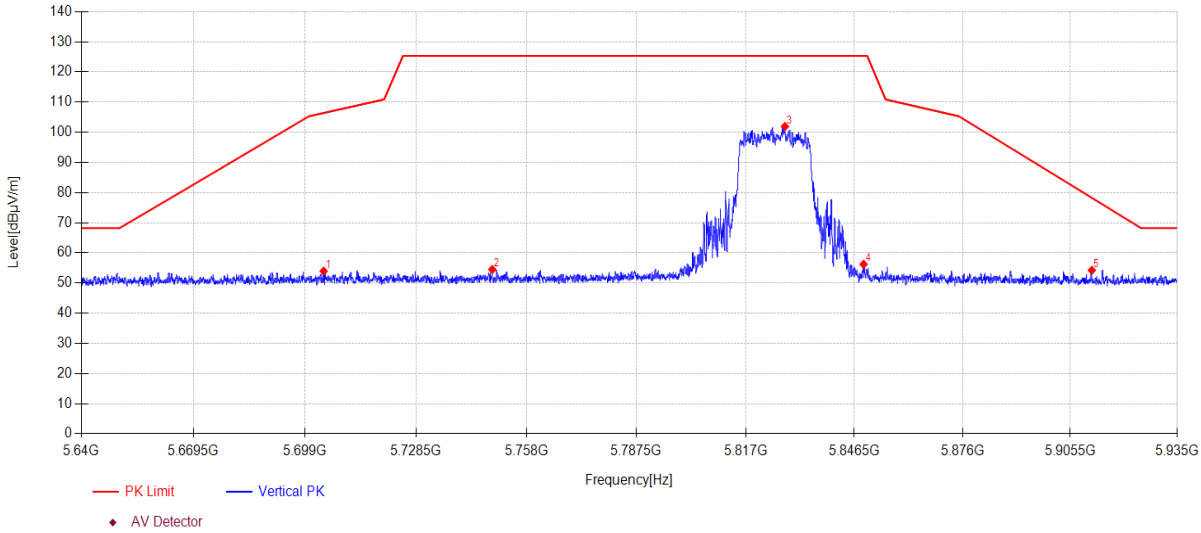

Data List										
N O.	**Freq. [MHz]**	**Reading [dBµV/m]**	**Antenna Factor [dB]**	**Cable loss [dB]**	**AMP [dB]**	**Level [dBµV/m]**	**Limit [dBµV/m]**	**Margin [dB]**	**Detector**	**Polarity**
1	5703.927	44.47	33.62	5.86	-29.99	53.96	106.40	52.44	PK	Vertical
2	5748.855	44.70	33.89	5.88	-29.98	54.49	125.30	70.81	PK	Vertical
3	5827.650	91.89	34.09	5.92	-29.97	101.93	125.30	23.37	PK	Vertical
4	5849.008	46.26	34.00	5.93	-29.97	56.22	125.30	69.08	PK	Vertical
5	5911.430	44.11	34.12	5.97	-29.96	54.24	78.27	24.03	PK	Vertical

Note:
1. Level = Reading + Cable loss + Antenna Factor + AMP
2. If Peak Result complies with AV limit, AV Result is deemed to comply with AV limit.
3. Test setup: RBW: 1 MHz, VBW: 3 MHz, Sweep time: auto.

TR-4-E-009 Radiated Emission Test Result

Test Date:	2024-07-07	**Tested By**:	Genliu
EUT:	WIFI+BT Module	**Model Number**:	WXT2HM2001
Test Mode:	N20 5825MHz	**Power Supply**:	DC 3.3V
Condition:	Temp:24.5°C;Humi:47.4%	**Test Site**:	DDT 3# Chamber
File Path:	d:\ts\2024 report data\Q24052405\FCC ABOVE 5.8G\11		
Memo:	Sample Number:S24052405-001 Power Setting:14		

Test Graph

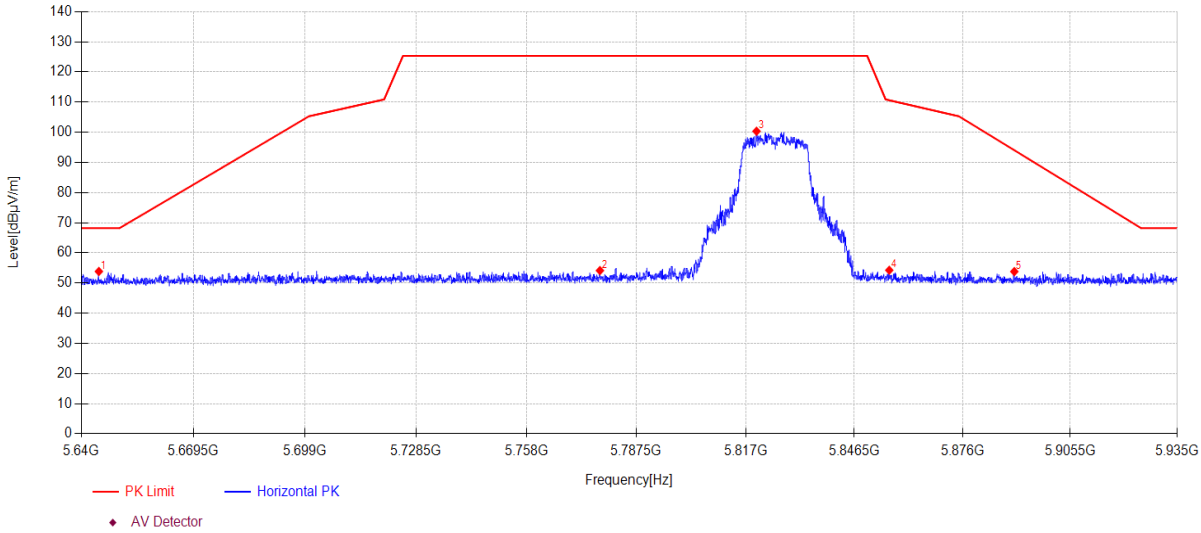

Data List										
N O.	**Freq. [MHz]**	**Reading [dBµV/m]**	**Antenna Factor [dB]**	**Cable loss [dB]**	**AMP [dB]**	**Level [dBµV/m]**	**Limit [dBµV/m]**	**Margin [dB]**	**Detector**	**Polarity**
1	5644.602	44.63	33.39	5.83	-30.00	53.85	68.20	14.35	PK	Horizontal
2	5777.706	44.14	34.07	5.90	-29.98	54.13	125.30	71.17	PK	Horizontal
3	5819.950	90.27	34.12	5.92	-29.97	100.34	125.30	24.96	PK	Horizontal
4	5855.999	44.26	34.01	5.94	-29.97	54.24	110.62	56.38	PK	Horizontal
5	5890.160	43.72	34.08	5.96	-29.96	53.80	94.05	40.25	PK	Horizontal

Note:
1. Level = Reading + Cable loss + Antenna Factor + AMP
2. If Peak Result complies with AV limit, AV Result is deemed to comply with AV limit.
3. Test setup: RBW: 1 MHz, VBW: 3 MHz, Sweep time: auto.

TR-4-E-009 Radiated Emission Test Result

Test Date:	2024-07-07	**Tested By**:	Genliu
EUT:	WIFI+BT Module	**Model Number**:	WXT2HM2001
Test Mode:	N20 5825MHz	**Power Supply**:	DC 3.3V
Condition:	Temp:24.5°C;Humi:47.4%	**Test Site**:	DDT 3# Chamber
File Path:	d:\ts\2024 report data\Q24052405\FCC ABOVE 5.8G\12		
Memo:	Sample Number:S24052405-001 Power Setting:14		

Test Graph

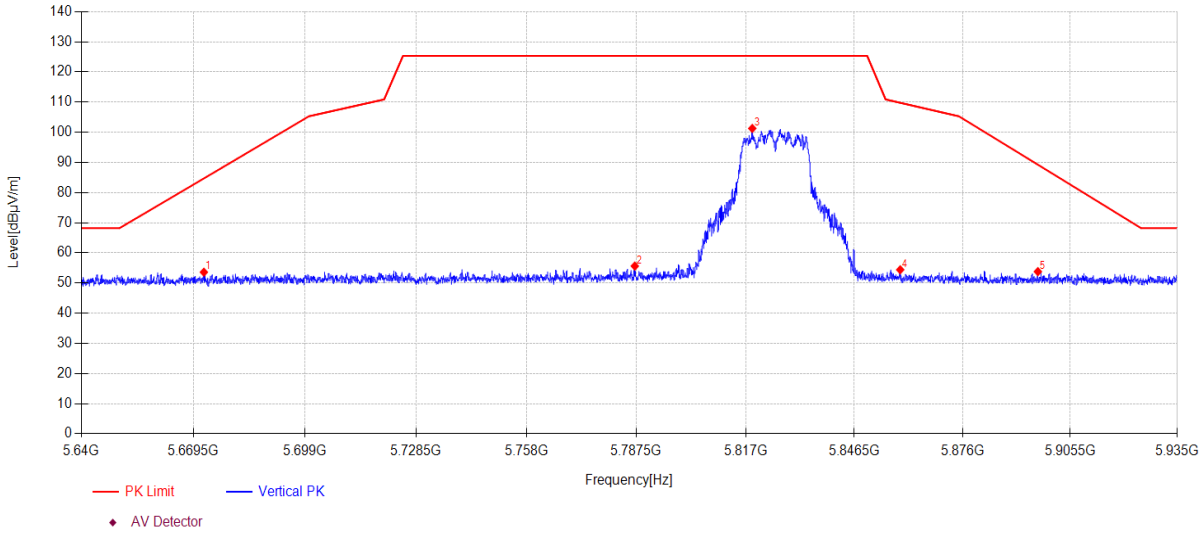

Data List										
N O.	**Freq. [MHz]**	**Reading [dBµV/m]**	**Antenna Factor [dB]**	**Cable loss [dB]**	**AMP [dB]**	**Level [dBµV/m]**	**Limit [dBµV/m]**	**Margin [dB]**	**Detector**	**Polarity**
1	5672.244	44.25	33.49	5.85	-29.99	53.60	84.70	31.10	PK	Vertical
2	5787.087	45.58	34.12	5.90	-29.98	55.62	125.30	69.68	PK	Vertical
3	5818.800	91.21	34.12	5.92	-29.97	101.28	125.30	24.02	PK	Vertical
4	5858.979	44.42	34.02	5.94	-29.97	54.41	109.79	55.38	PK	Vertical
5	5896.621	43.70	34.09	5.96	-29.96	53.79	89.26	35.47	PK	Vertical

Note:
1. Level = Reading + Cable loss + Antenna Factor + AMP
2. If Peak Result complies with AV limit, AV Result is deemed to comply with AV limit.
3. Test setup: RBW: 1 MHz, VBW: 3 MHz, Sweep time: auto.

TR-4-E-009 Radiated Emission Test Result

Test Date:	2024-07-07	**Tested By**:	Genliu
EUT:	WIFI+BT Module	**Model Number**:	WXT2HM2001
Test Mode:	N20 5745MHz	**Power Supply**:	DC 3.3V
Condition:	Temp:24.5°C;Humi:47.4%	**Test Site**:	DDT 3# Chamber
File Path:	d:\ts\2024 report data\Q24052405\FCC ABOVE 5.8G\13		
Memo:	Sample Number:S24052405-001 Power Setting:14		

Test Graph

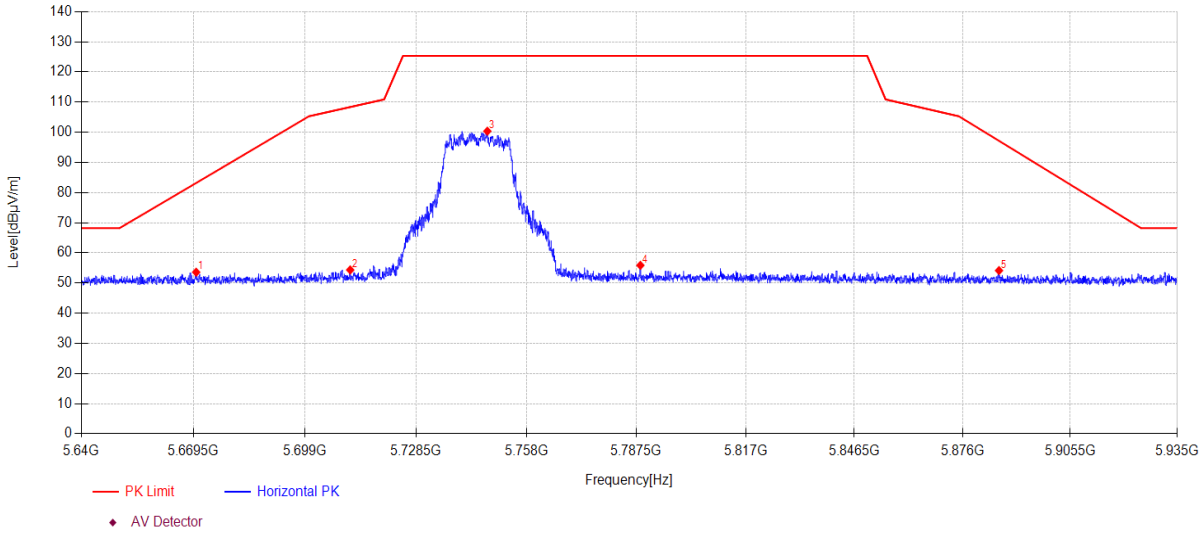

Data List

NO.	Freq. [MHz]	Reading [dBµV/m]	Antenna Factor [dB]	Cable loss [dB]	AMP [dB]	Level [dBµV/m]	Limit [dBµV/m]	Margin [dB]	Detector	Polarity
1	5670.208	44.25	33.48	5.85	-29.99	53.59	83.19	29.60	PK	Horizontal
2	5710.977	44.80	33.67	5.87	-29.99	54.35	108.37	54.02	PK	Horizontal
3	5747.528	90.58	33.89	5.88	-29.98	100.37	125.30	24.93	PK	Horizontal
4	5788.592	45.82	34.13	5.90	-29.98	55.87	125.30	69.43	PK	Horizontal
5	5885.971	44.08	34.07	5.95	-29.96	54.14	97.16	43.02	PK	Horizontal

Note:
1. Level = Reading + Cable loss + Antenna Factor + AMP
2. If Peak Result complies with AV limit, AV Result is deemed to comply with AV limit.
3. Test setup: RBW: 1 MHz, VBW: 3 MHz, Sweep time: auto.

TR-4-E-009 Radiated Emission Test Result

Test Date:	2024-07-07	**Tested By**:	Genliu
EUT:	WIFI+BT Module	**Model Number**:	WXT2HM2001
Test Mode:	N20 5745MHz	**Power Supply**:	DC 3.3V
Condition:	Temp:24.5°C;Humi:47.4%	**Test Site**:	DDT 3# Chamber
File Path:	d:\ts\2024 report data\Q24052405\FCC ABOVE 5.8G\14		
Memo:	Sample Number:S24052405-001 Power Setting:14		

Test Graph

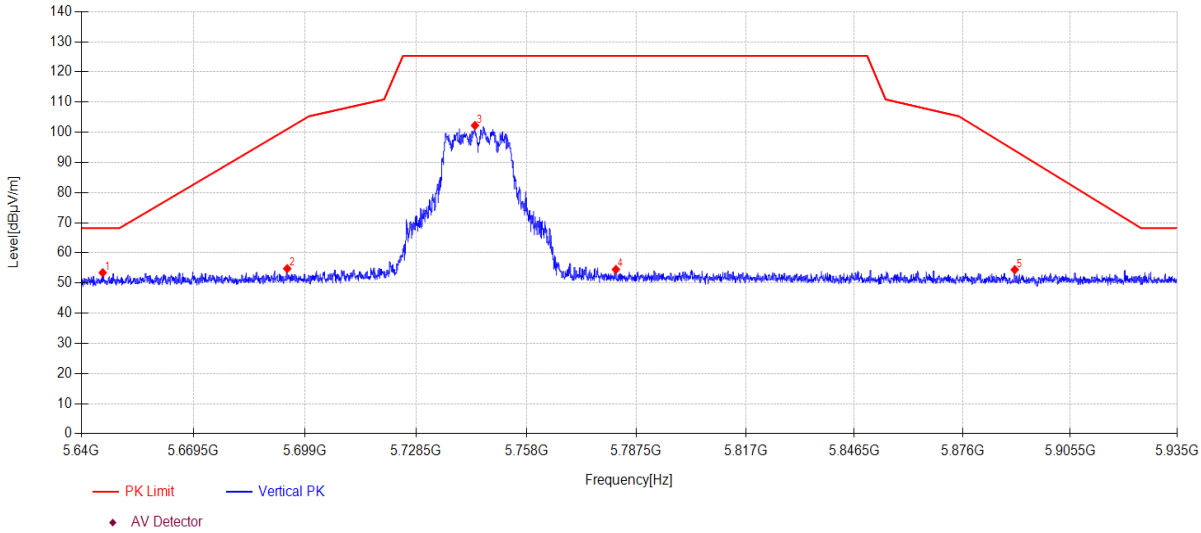

Data List										
N O.	**Freq. [MHz]**	**Reading [dBµV/m]**	**Antenna Factor [dB]**	**Cable loss [dB]**	**AMP [dB]**	**Level [dBµV/m]**	**Limit [dBµV/m]**	**Margin [dB]**	**Detector**	**Polarity**
1	5645.605	44.20	33.39	5.83	-30.00	53.42	68.20	14.78	PK	Vertical
2	5694.280	45.33	33.58	5.86	-29.99	54.78	101.06	46.28	PK	Vertical
3	5744.224	92.48	33.87	5.88	-29.98	102.25	125.30	23.05	PK	Vertical
4	5782.013	44.49	34.09	5.90	-29.98	54.50	125.30	70.80	PK	Vertical
5	5890.278	44.33	34.08	5.96	-29.96	54.41	93.96	39.55	PK	Vertical

Note:
1. Level = Reading + Cable loss + Antenna Factor + AMP
2. If Peak Result complies with AV limit, AV Result is deemed to comply with AV limit.
3. Test setup: RBW: 1 MHz, VBW: 3 MHz, Sweep time: auto.