Antenna Information

Antenna Model	YY1303B
Antenna Manufacturer	PEGATRON & INPAQ
Antenna plate	FPC(FR4)
Antenna Type	PIFA
Polarization	H+V
Antenna Size	22.15mm X 5.93mm X 5.55mm(0.28mm_thickness)
Antenna Construction	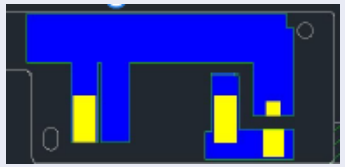 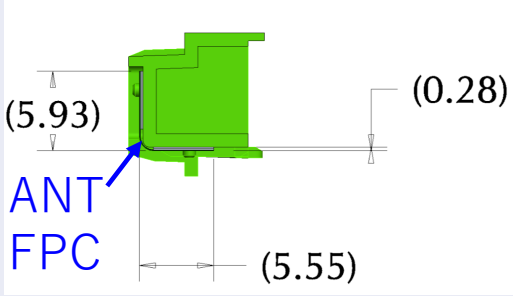

CONFIDENTIAL

Test & System Description (1/3)

■ Measurement Method and System

ETS-Lindgren AMS-8500 system is 3D fully anechoic chamber, it is applied to the “Conical Cut test method”, the detail description is described as below :

- The Conical Cut method requires the ability of the Measurement Antenna to be physically rotated in the theta plane (overhead) of the EUT for implementations using a single Measurement Antenna
  - Eleven conical cuts are required to capture data at every 15 degrees from the EUT, with the top (0 degrees) and bottom (180 degrees) cuts not being measured.
- Typically, the EUT will remain affixed to a turntable during the entire measurement process.
- The Measurement Antenna will be positioned at a starting theta angle. The EUT will then be rotated around the full 360 degrees of phi rotation. The Measurement Antenna will then be positioned at the next theta angle, and the process repeated.

		θ-Axis	Φ-Axis
Passive	Step size	15º~165º step: 15º	0º~345º step: 15º
	N / M (Points)	11	24

CONFIDENTIAL

Test & System Description (2/3)

■ Test setup

Typical Setup for ETS-Lindgren AMS-8500:

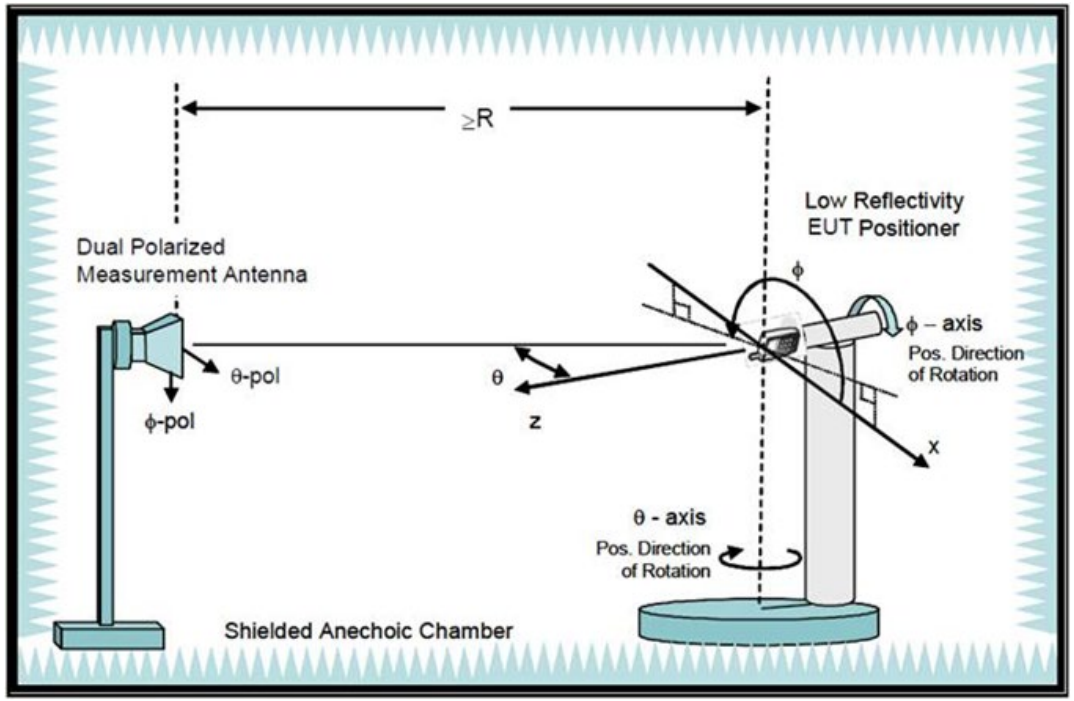



CONFIDENTIAL

Test & System Description (3/3)

■ Equipment list

Equipment Description	Manufacturer	Identification no.	Current calibration date	Next calibration date
Network analyzer	Agilent	E5071C	2026/01/07	2027/01/06
Measurement software	ETS-Lindgren	EMQuest	2026/03/03	2027/03/03
Multi axis positioning system(MAPSTM)	ETS-Lindgren	EMCO 2115	2026/03/03	2027/03/03
Multi axis positioning system(MAPSTM)	ETS-Lindgren	EMCO 2110	2026/03/03	2027/03/03
MAPSTM controller	ETS-Lindgren	EMCO 2090	2026/03/03	2027/03/03
Horn antenna	ETS-Lindgren	3164-10	2026/03/03	2027/03/03
Cable 40cm 18 GHz	Jmtt	201EH012010400	2026/04/07	2027/04/08
Cable 6m 18 GHz	Jmtt	201EH012016000	2026/04/07	2027/04/08
Cable 6m 18 GHz	Jmtt	201EH012016000	2026/04/07	2027/04/08
Cable 3.5m 18 GHz	Jmtt	201EH012013500	2026/04/07	2027/04/08
Cable 1.5m 18 GHz	Jmtt	201EH012011500	2026/04/07	2027/04/08

CONFIDENTIAL

Antenna Return Loss

- Antenna return loss in 2.4/5/6-GHz band could under -10.3/-8.76/-5.33dB.

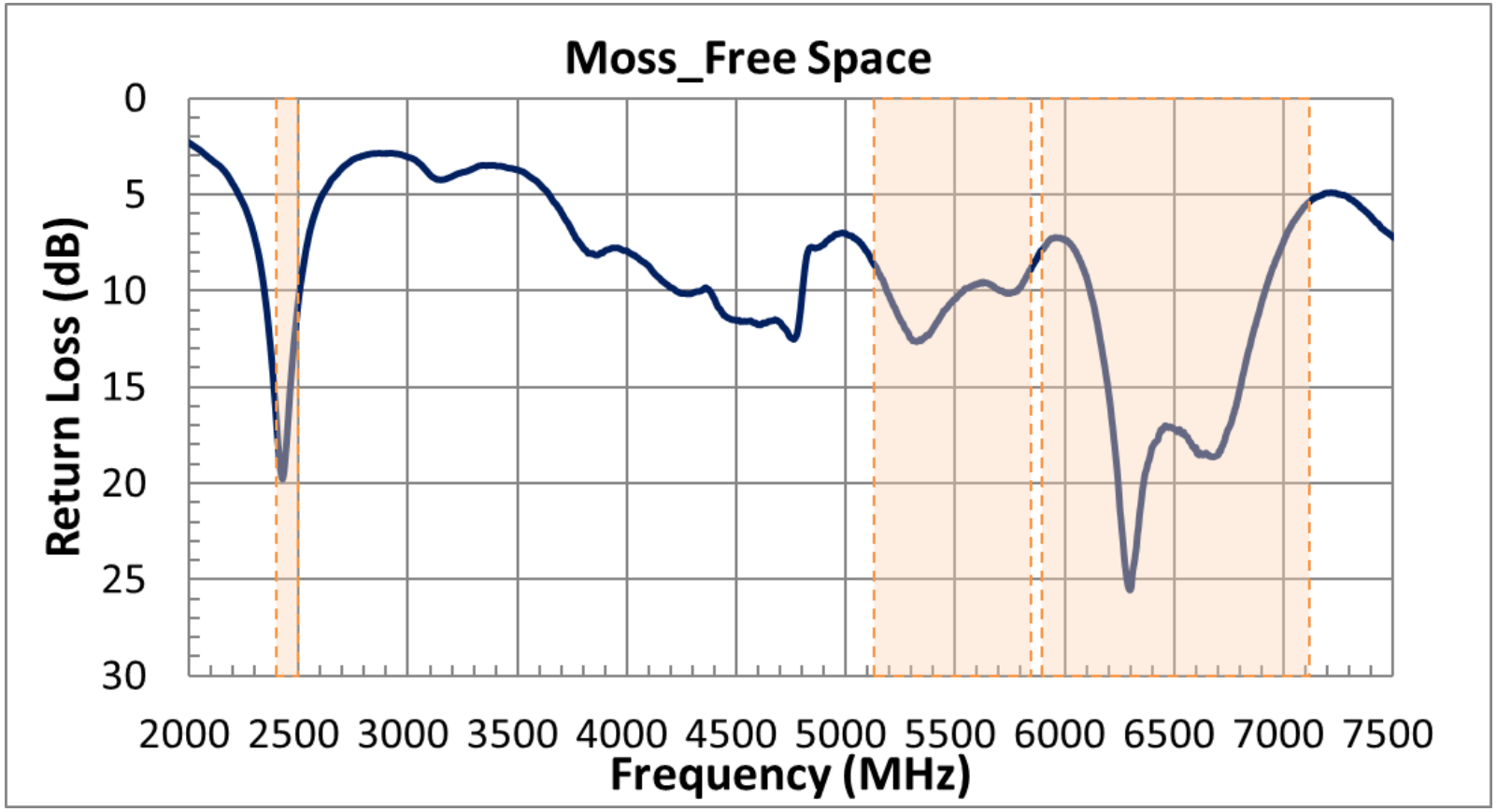

Comment

CONFIDENTIAL

Antenna Efficiency

- Antenna efficiency in 2.4/5/6-GHz band could pass -7dB SPEC.

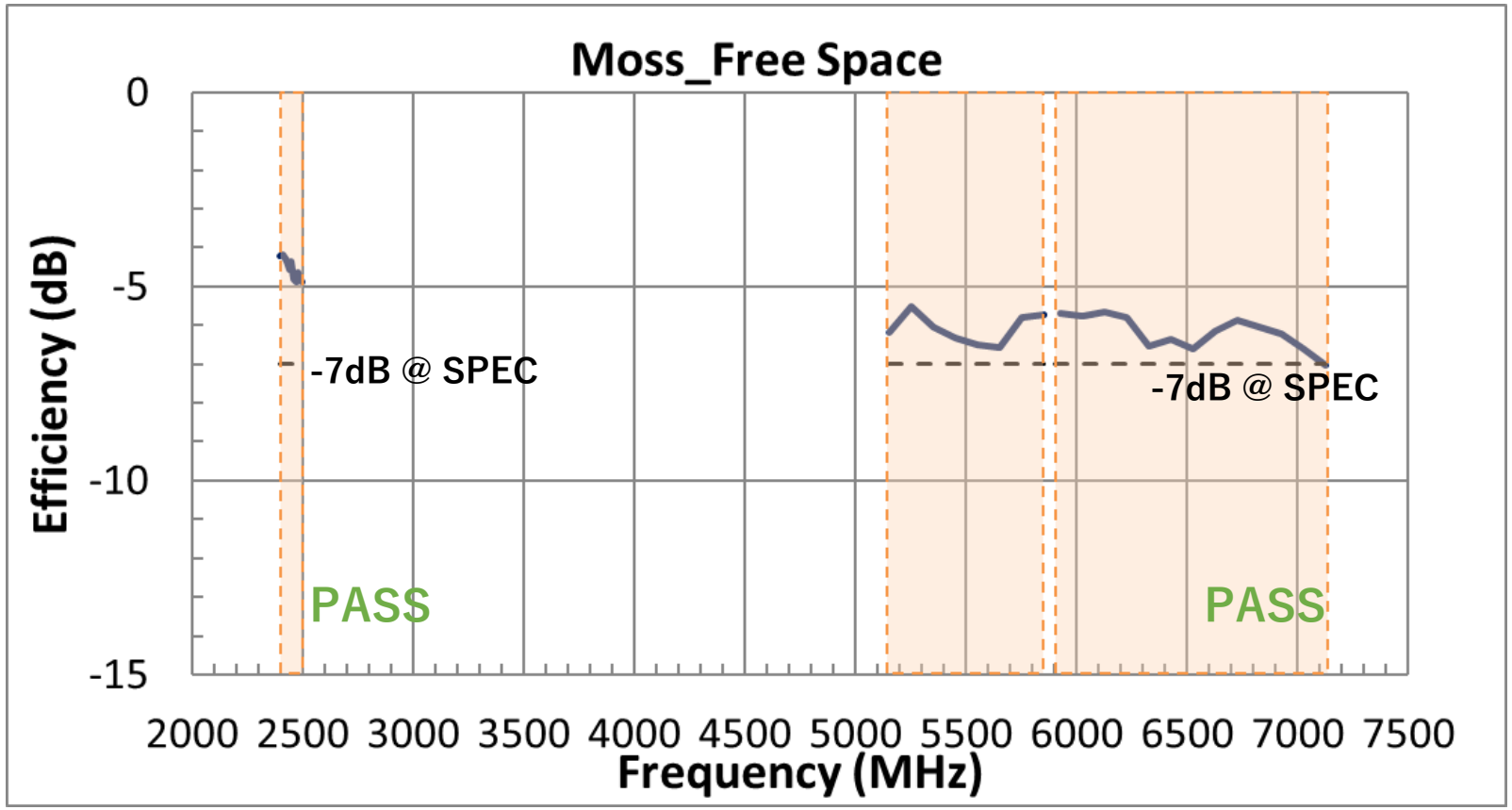

Comment

CONFIDENTIAL

Antenna Peak Gain

Model	Peak Antenna Gain (dBi)								
	2.4G	5G				6G			
	BT/WLAN	W52	W53	W56	W58	U-NII-5	U-NII-6	U-NII-7	U-NII-8
YY1303B	3.46	3.43	3.43	1.45	2.7	3.67	3.34	4.31	3.46

Comment

CONFIDENTIAL

Radiation Pattern @ 2410MHz

Peak Gain : 3.46dBi_Max @ 2.4-GHz Band

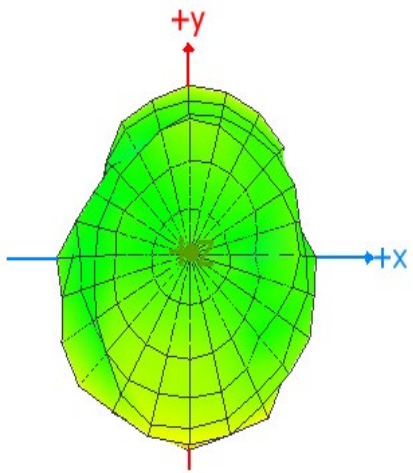

XY Plane

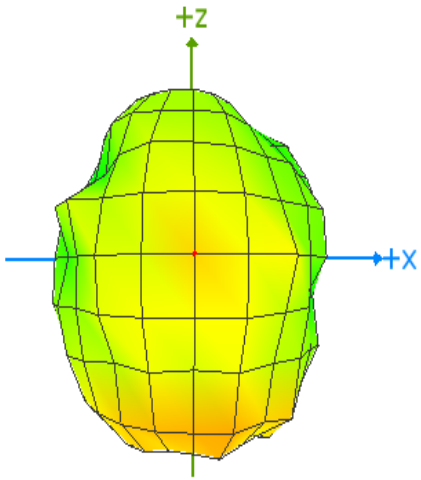

XZ Plane

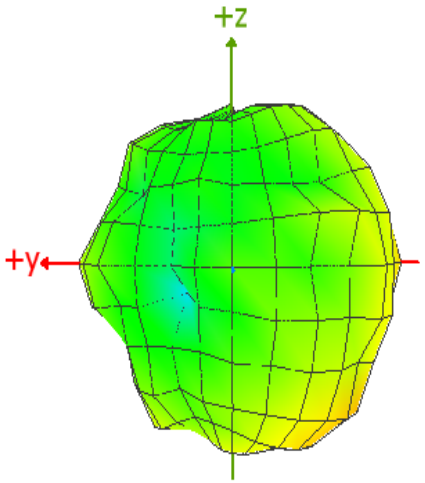

YZ Plane

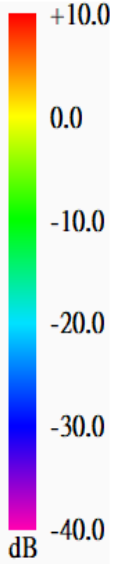

Comment

CONFIDENTIAL

Radiation Pattern @ 2450MHz

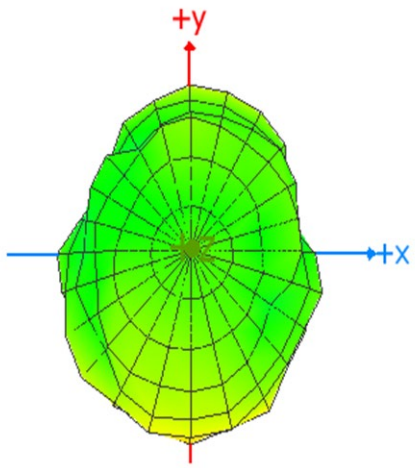

XY Plane

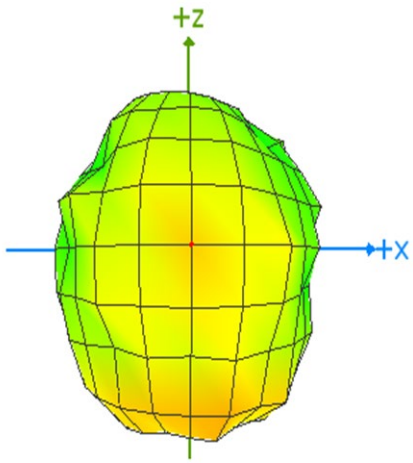

XZ Plane

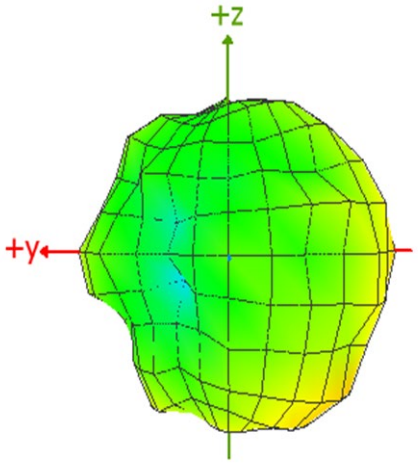

YZ Plane

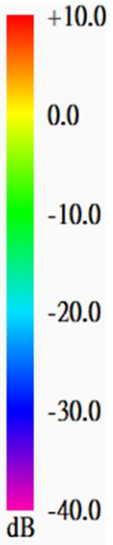

Comment

CONFIDENTIAL

Radiation Pattern @ 5250MHz

Peak Gain : 3.43dBi_Max @ 5-GHz Band

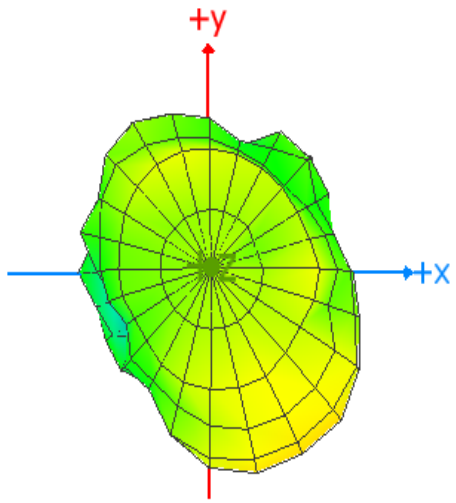

XY Plane

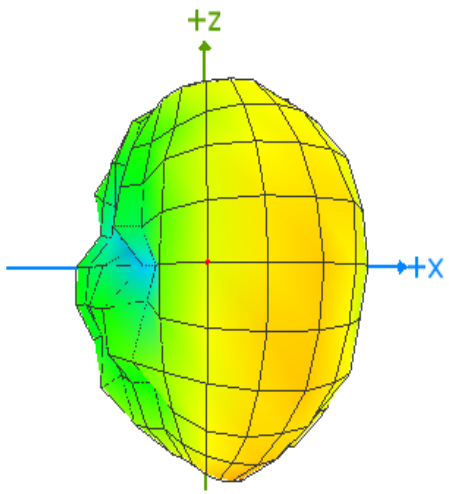

XZ Plane

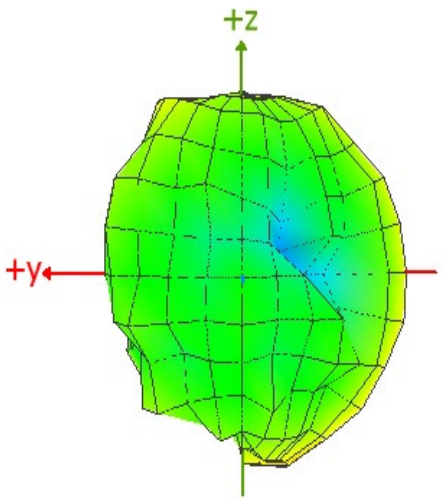

YZ Plane

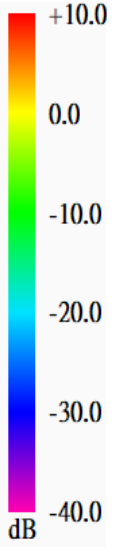

Comment

CONFIDENTIAL

Radiation Pattern @ 5550MHz

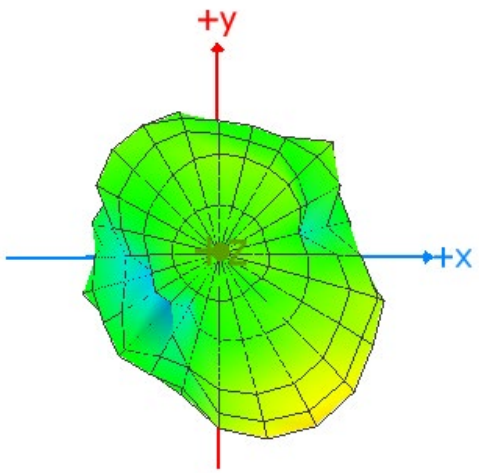

XY Plane

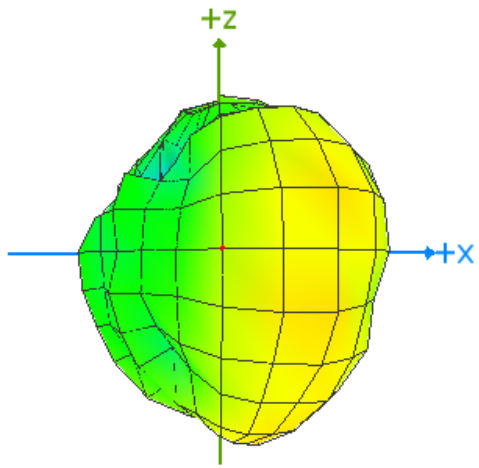

XZ Plane

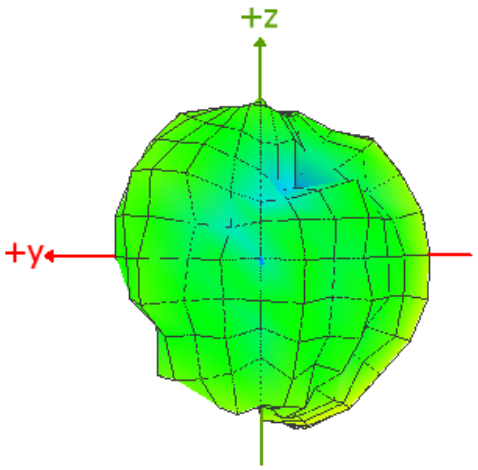

YZ Plane

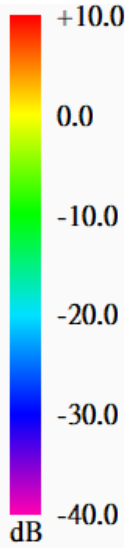

Comment

CONFIDENTIAL

Radiation Pattern @ 6525MHz

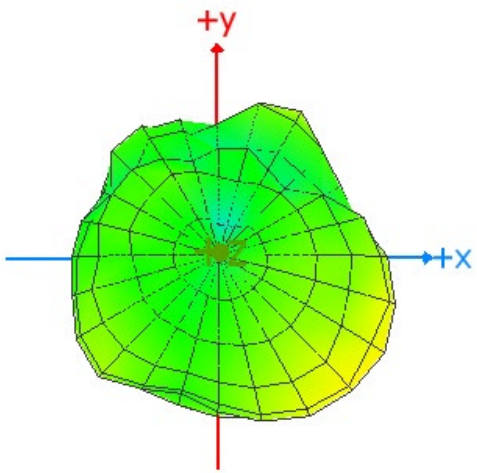

XY Plane

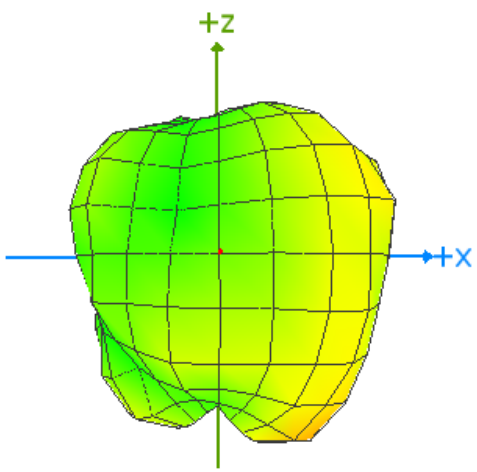

XZ Plane

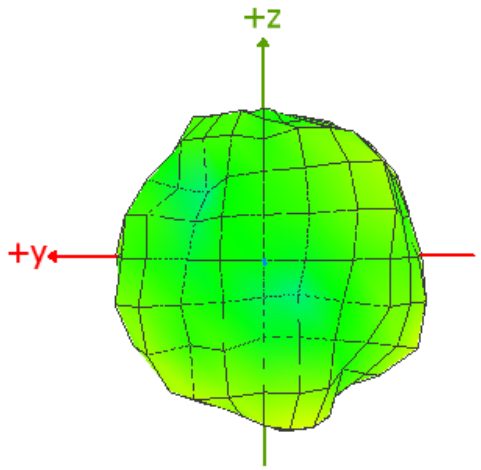

YZ Plane

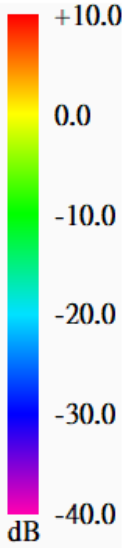

Comment

CONFIDENTIAL

Radiation Pattern @ 6725MHz

Peak Gain : 4.31dBi_Max @ 6-GHz Band

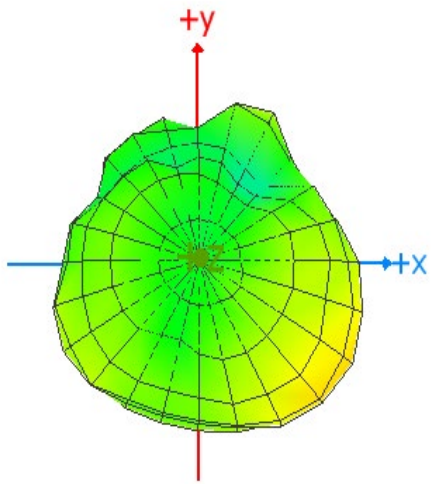

XY Plane

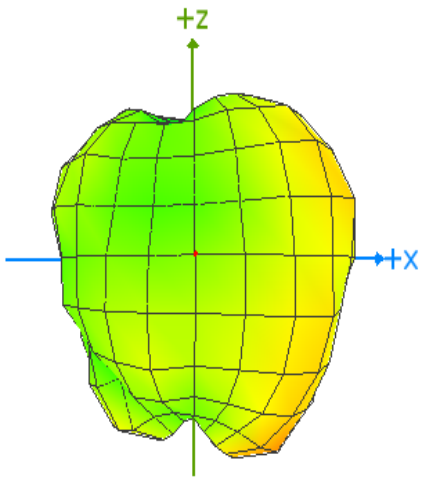

XZ Plane

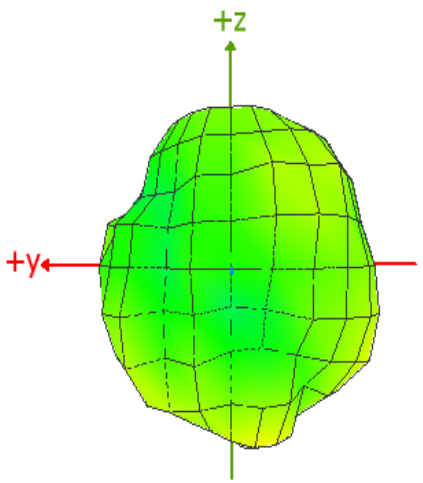

YZ Plane

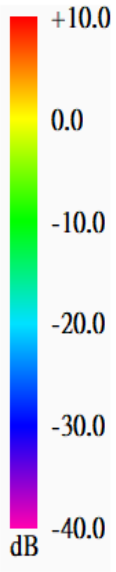

Comment

CONFIDENTIAL