APPENDIX A - SAR MEASUREMENT PLOTS

2012 Celltech Labs Inc. This document is not to be reproduced in whole or in part without the prior written permission of Celltech Labs Inc.

Face SAR Plot F1

Date Tested: 08/22/2012

DUT: Kenwood TK-3402-P; Type: Portable FM UHF PTT Radio Transceiver; Serial: 0421

Program Notes: Ambient Temp: 24.0C; Fluid Temp: 23.3C; Barometric Pressure: 101.1 kPa; Humidity: 32%

Communication System: UHF 400-512
Frequency: 460 MHz; Duty Cycle: 1:1
Medium: HSL450 Medium parameters used: f = 460 MHz; σ = 0.85 mho/m; ε_r = 43.6; ρ = 1000 kg/m^3

- Probe: ET3DV6 - SN1590; ConvF(7.54, 7.54, 7.54); Calibrated: 24/04/2012
- Sensor-Surface: 4mm (Mechanical Surface Detection (Locations From Previous Scan Used))Sensor-Surface: 4mm (Mechanical Surface Detection)
- Electronics: DAE4 Sn353; Calibrated: 19/04/2012
- Phantom: Barski Industries; Type: Fiberglass Planar; Serial: 03-01
- Measurement SW: DASY4, V4.7 Build 80; Postprocessing SW: SEMCAD, V1.8 Build 186

Area Scan (6x21x1): Measurement grid: dx=15mm, dy=15mm
Maximum value of SAR (measured) = 7.00 mW/g
Zoom Scan (5x5x7)/Cube 0: Measurement grid: dx=7.5mm, dy=7.5mm, dz=5mm
Reference Value = 89.3 V/m; Power Drift = -0.507 dB
Peak SAR (extrapolated) = 9.11 W/kg
SAR(1 g) = 6.51 mW/g; SAR(10 g) = 4.74 mW/g
Maximum value of SAR (measured) = 6.83 mW/g

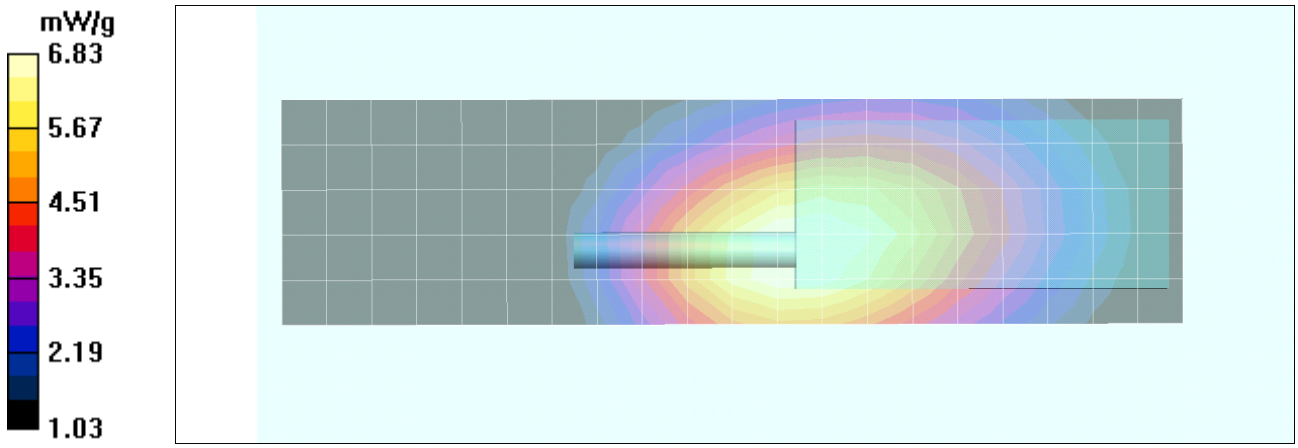

2012 Celltech Labs Inc. This document is not to be reproduced in whole or in part without the prior written permission of Celltech Labs Inc.

Z-Axis Scan

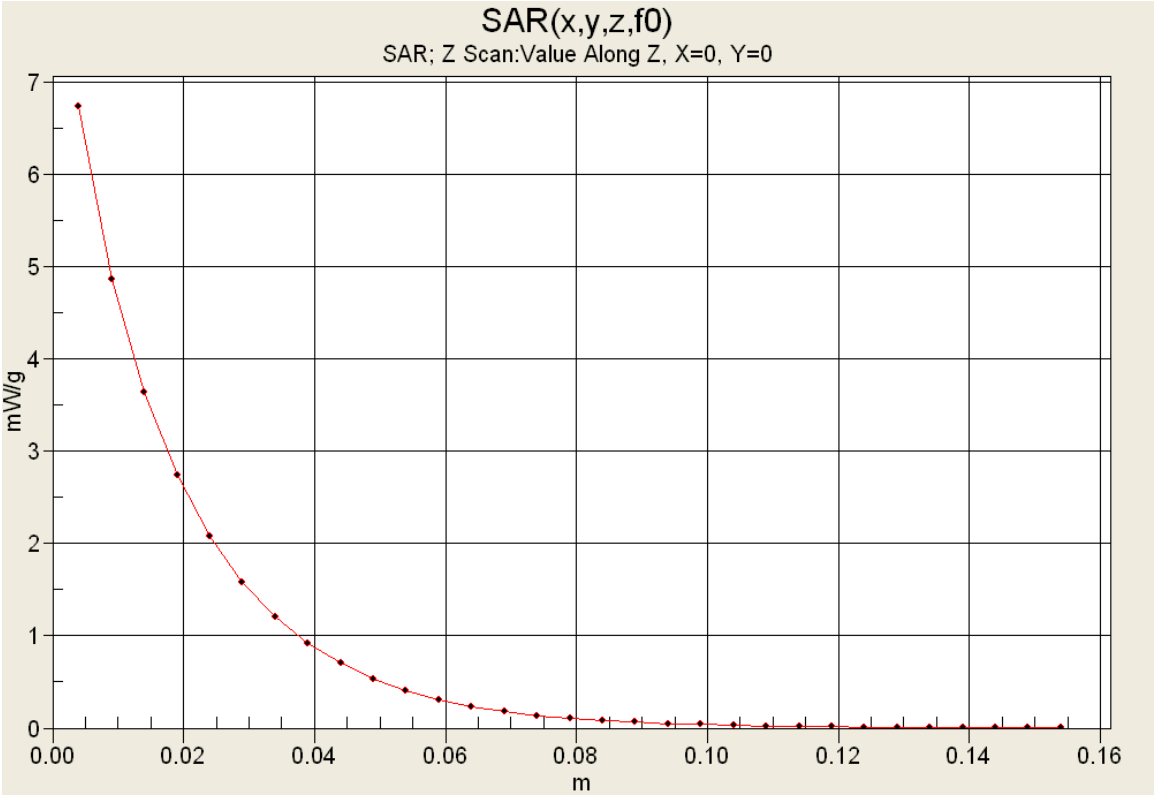

2012 Celltech Labs Inc. This document is not to be reproduced in whole or in part without the prior written permission of Celltech Labs Inc.

Face SAR Plot F2

Date Tested: 08/28/2012

DUT: Kenwood TK-3402-P; Type: Portable FM UHF PTT Radio Transceiver; Serial: 0421

Program Notes: Ambient Temp: 23.0C; Fluid Temp: 23.3C; Barometric Pressure: 101.1 kPa; Humidity: 35%

Communication System: UHF 400-512
Frequency: 418 MHz; Duty Cycle: 1:1
Medium: HSL450 Medium parameters used (interpolated): f = 418 MHz; σ = 0.83 mho/m; ε_r = 45.1; ρ = 1000 kg/m^3

- Probe: ET3DV6 - SN1590; ConvF(7.54, 7.54, 7.54); Calibrated: 24/04/2012
- Sensor-Surface: 4mm (Mechanical Surface Detection (Locations From Previous Scan Used))Sensor-Surface: 4mm (Mechanical Surface Detection)
- Electronics: DAE4 Sn353; Calibrated: 19/04/2012
- Phantom: Barski Industries; Type: Fiberglass Planar; Serial: 03-01
- Measurement SW: DASY4, V4.7 Build 80; Postprocessing SW: SEMCAD, V1.8 Build 186

Area Scan (6x21x1): Measurement grid: dx=15mm, dy=15mm
Info: Interpolated medium parameters used for SAR evaluation.
Maximum value of SAR (measured) = 5.47 mW/g
Zoom Scan (5x5x7)/Cube 0: Measurement grid: dx=7.5mm, dy=7.5mm, dz=5mm
Reference Value = 81.3 V/m; Power Drift = -0.721 dB
Peak SAR (extrapolated) = 6.94 W/kg
SAR(1 g) = 5.01 mW/g; SAR(10 g) = 3.69 mW/g
Info: Interpolated medium parameters used for SAR evaluation.
Maximum value of SAR (measured) = 5.26 mW/g



Z-Axis Scan

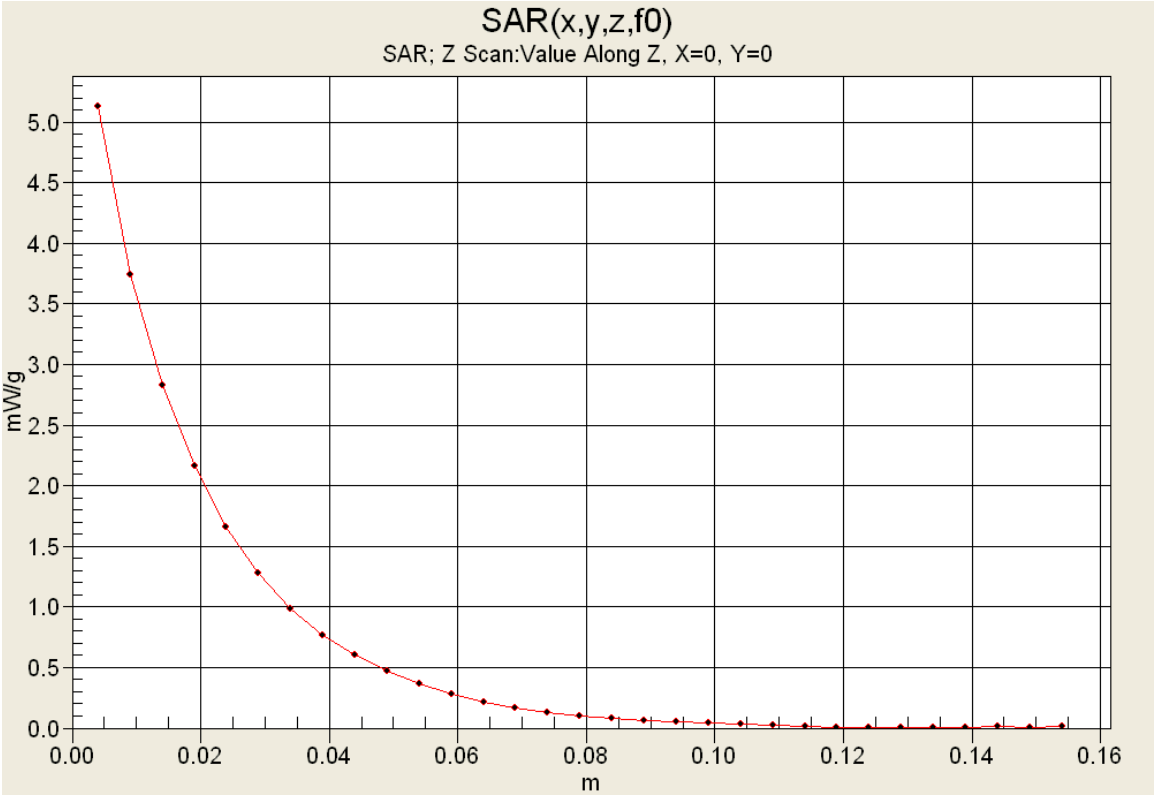

2012 Celltech Labs Inc. This document is not to be reproduced in whole or in part without the prior written permission of Celltech Labs Inc.

Face SAR Plot F3

Date Tested: 08/22/2012

DUT: Kenwood TK-3402-P; Type: Portable FM UHF PTT Radio Transceiver; Serial: 0421

Program Notes: Ambient Temp: 24.0C; Fluid Temp: 23.3C; Barometric Pressure: 101.1 kPa; Humidity: 32%

Communication System: UHF 400-512
Frequency: 455 MHz; Duty Cycle: 1:1
Medium: HSL450 Medium parameters used (interpolated): f = 455 MHz; σ = 0.84 mho/m; ε_r = 43.6; ρ = 1000 kg/m^3

- Probe: ET3DV6 - SN1590; ConvF(7.54, 7.54, 7.54); Calibrated: 24/04/2012
- Sensor-Surface: 4mm (Mechanical Surface Detection (Locations From Previous Scan Used))Sensor-Surface: 4mm (Mechanical Surface Detection)
- Electronics: DAE4 Sn353; Calibrated: 19/04/2012
- Phantom: Barski Industries; Type: Fiberglass Planar; Serial: 03-01
- Measurement SW: DASY4, V4.7 Build 80; Postprocessing SW: SEMCAD, V1.8 Build 186

Area Scan (6x21x1): Measurement grid: dx=15mm, dy=15mm
Info: Interpolated medium parameters used for SAR evaluation.
Maximum value of SAR (measured) = 6.45 mW/g
Zoom Scan (5x5x7)/Cube 0: Measurement grid: dx=7.5mm, dy=7.5mm, dz=5mm
Reference Value = 86.4 V/m; Power Drift = -0.487 dB
Peak SAR (extrapolated) = 8.34 W/kg
SAR(1 g) = 5.97 mW/g; SAR(10 g) = 4.35 mW/g
Info: Interpolated medium parameters used for SAR evaluation.
Maximum value of SAR (measured) = 6.26 mW/g

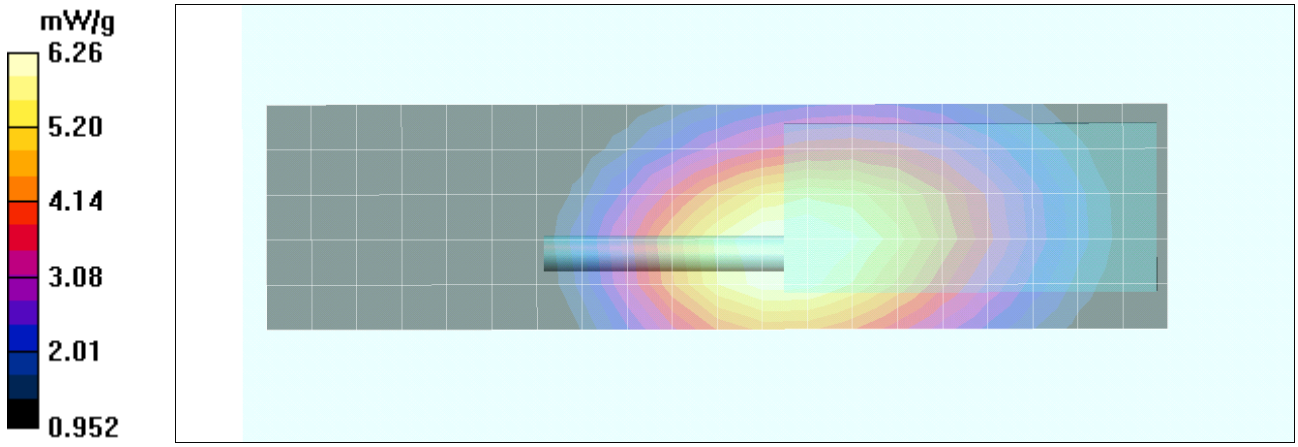

Face SAR Plot F4

Date Tested: 08/22/2012

DUT: Kenwood TK-3402-P; Type: Portable FM UHF PTT Radio Transceiver; Serial: 0421

Program Notes: Ambient Temp: 24.0C; Fluid Temp: 23.3C; Barometric Pressure: 101.1 kPa; Humidity: 32%

Communication System: UHF 400-512
Frequency: 435.4 MHz; Duty Cycle: 1:1
Medium: HSL450 Medium parameters used (interpolated): f = 435.4 MHz; σ = 0.826 mho/m; ε_r = 44.4; ρ = 1000 kg/m^3

- Probe: ET3DV6 - SN1590; ConvF(7.54, 7.54, 7.54); Calibrated: 24/04/2012
- Sensor-Surface: 4mm (Mechanical Surface Detection (Locations From Previous Scan Used))Sensor-Surface: 4mm (Mechanical Surface Detection)
- Electronics: DAE4 Sn353; Calibrated: 19/04/2012
- Phantom: Barski Industries; Type: Fiberglass Planar; Serial: 03-01
- Measurement SW: DASY4, V4.7 Build 80; Postprocessing SW: SEMCAD, V1.8 Build 186

Area Scan (6x21x1): Measurement grid: dx=15mm, dy=15mm
Info: Interpolated medium parameters used for SAR evaluation.
Maximum value of SAR (measured) = 4.42 mW/g
Zoom Scan (5x5x7)/Cube 0: Measurement grid: dx=7.5mm, dy=7.5mm, dz=5mm
Reference Value = 75.0 V/m; Power Drift = -0.861 dB
Peak SAR (extrapolated) = 5.44 W/kg
SAR(1 g) = 3.92 mW/g; SAR(10 g) = 2.87 mW/g
Info: Interpolated medium parameters used for SAR evaluation.
Maximum value of SAR (measured) = 4.10 mW/g

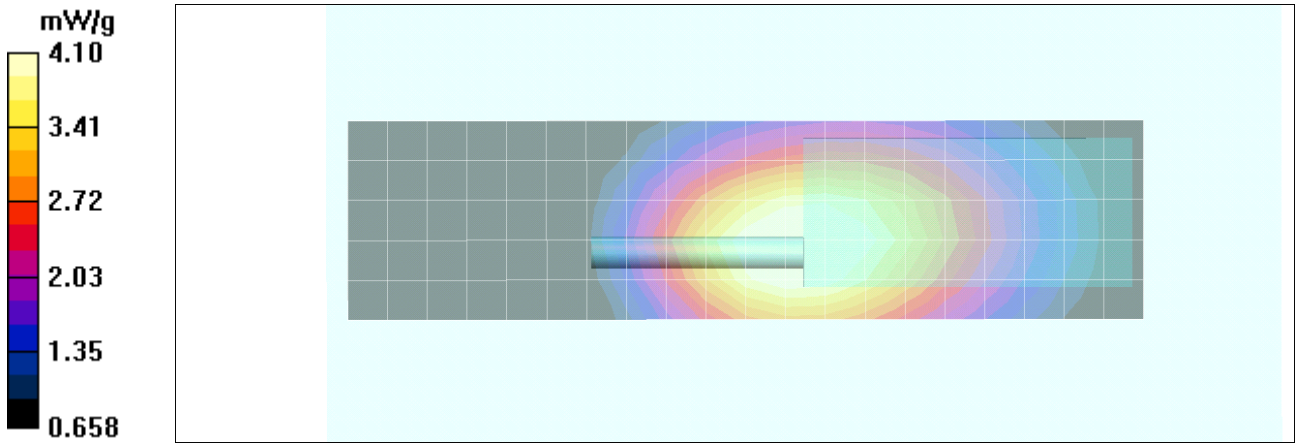

Face SAR Plot F5

Date Tested: 08/22/2012

DUT: Kenwood TK-3402-P; Type: Portable FM UHF PTT Radio Transceiver; Serial: 0421

Program Notes: Ambient Temp: 24.0C; Fluid Temp: 23.3C; Barometric Pressure: 101.1 kPa; Humidity: 32%

Communication System: UHF 400-512
Frequency: 455 MHz; Duty Cycle: 1:1
Medium: HSL450 Medium parameters used (interpolated): f = 455 MHz; σ = 0.84 mho/m; ε_r = 43.6; ρ = 1000 kg/m^3

- Probe: ET3DV6 - SN1590; ConvF(7.54, 7.54, 7.54); Calibrated: 24/04/2012
- Sensor-Surface: 4mm (Mechanical Surface Detection (Locations From Previous Scan Used))Sensor-Surface: 4mm (Mechanical Surface Detection)
- Electronics: DAE4 Sn353; Calibrated: 19/04/2012
- Phantom: Barski Industries; Type: Fiberglass Planar; Serial: 03-01
- Measurement SW: DASY4, V4.7 Build 80; Postprocessing SW: SEMCAD, V1.8 Build 186

Area Scan (6x21x1): Measurement grid: dx=15mm, dy=15mm
Info: Interpolated medium parameters used for SAR evaluation.
Maximum value of SAR (measured) = 7.05 mW/g
Zoom Scan (5x5x7)/Cube 0: Measurement grid: dx=7.5mm, dy=7.5mm, dz=5mm
Reference Value = 91.0 V/m; Power Drift = -0.535 dB
Peak SAR (extrapolated) = 9.02 W/kg
SAR(1 g) = 6.46 mW/g; SAR(10 g) = 4.71 mW/g
Info: Interpolated medium parameters used for SAR evaluation.
Maximum value of SAR (measured) = 6.79 mW/g

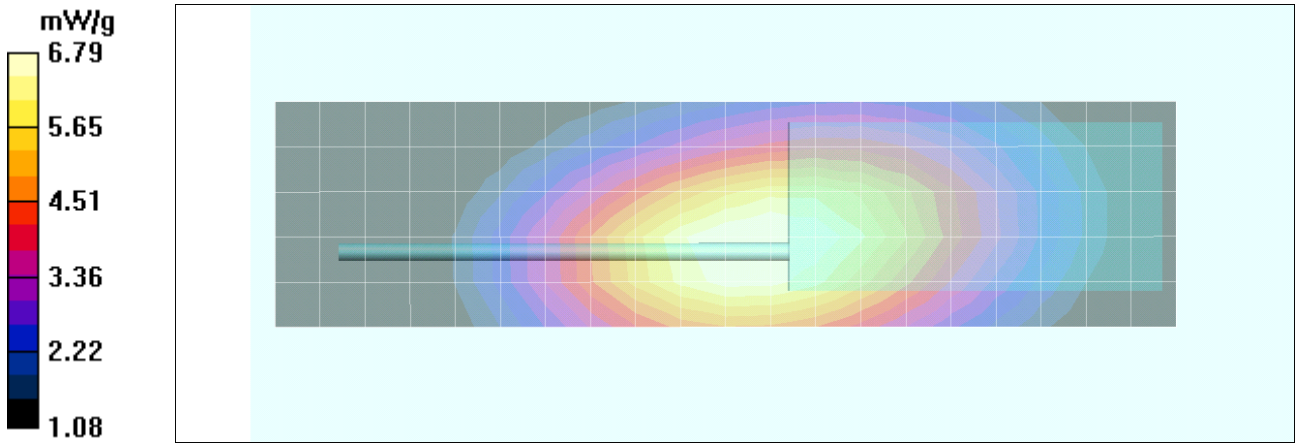

Face SAR Plot F6

Date Tested: 08/22/2012

DUT: Kenwood TK-3402-P; Type: Portable FM UHF PTT Radio Transceiver; Serial: 0421

Program Notes: Ambient Temp: 24.0C; Fluid Temp: 23.3C; Barometric Pressure: 101.1 kPa; Humidity: 32%

Communication System: UHF 400-512
Frequency: 435.4 MHz; Duty Cycle: 1:1
Medium: HSL450 Medium parameters used (interpolated): f = 435.4 MHz; σ = 0.826 mho/m; ε_r = 44.4; ρ = 1000 kg/m^3

- Probe: ET3DV6 - SN1590; ConvF(7.54, 7.54, 7.54); Calibrated: 24/04/2012
- Sensor-Surface: 4mm (Mechanical Surface Detection (Locations From Previous Scan Used))Sensor-Surface: 4mm (Mechanical Surface Detection)
- Electronics: DAE4 Sn353; Calibrated: 19/04/2012
- Phantom: Barski Industries; Type: Fiberglass Planar; Serial: 03-01
- Measurement SW: DASY4, V4.7 Build 80; Postprocessing SW: SEMCAD, V1.8 Build 186

Area Scan (6x21x1): Measurement grid: dx=15mm, dy=15mm
Info: Interpolated medium parameters used for SAR evaluation.
Maximum value of SAR (measured) = 5.20 mW/g
Zoom Scan (5x5x7)/Cube 0: Measurement grid: dx=7.5mm, dy=7.5mm, dz=5mm
Reference Value = 78.4 V/m; Power Drift = -0.460 dB
Peak SAR (extrapolated) = 6.64 W/kg
SAR(1 g) = 4.79 mW/g; SAR(10 g) = 3.52 mW/g
Info: Interpolated medium parameters used for SAR evaluation.
Maximum value of SAR (measured) = 5.03 mW/g

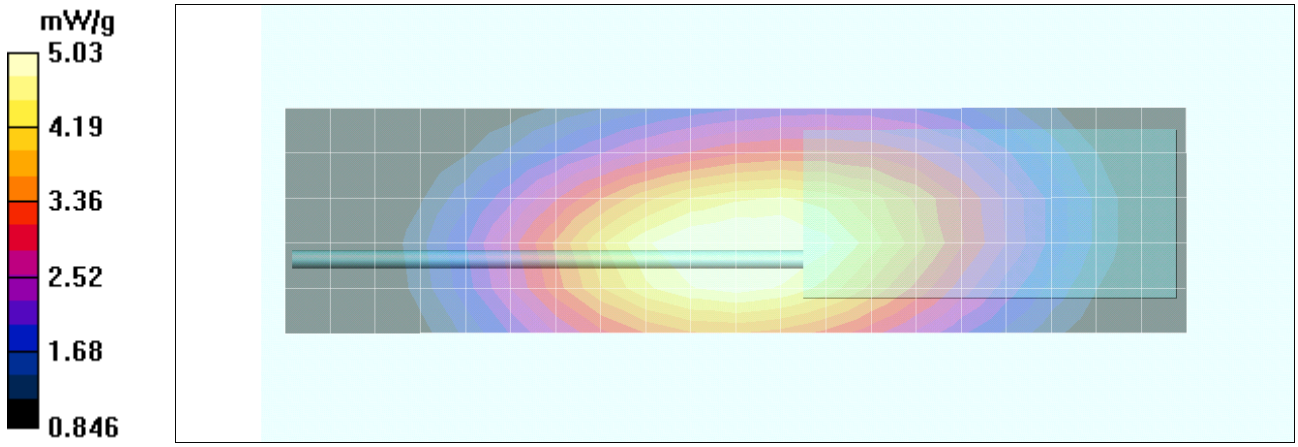

2012 Celltech Labs Inc. This document is not to be reproduced in whole or in part without the prior written permission of Celltech Labs Inc.

Face SAR Plot F7

Date Tested: 10/05/2012

DUT: Kenwood TK-3402-P; Type: Portable FM UHF PTT Radio Transceiver; Serial: 0421

Program Notes: Ambient Temp: 23.0C; Fluid Temp: 21.4C; Barometric Pressure: 101.1 kPa; Humidity: 30%

Communication System: UHF 400-512
Frequency: 455 MHz; Duty Cycle: 1:1
Medium: HSL450 Medium parameters used (interpolated): f = 455 MHz; σ = 0.865 mho/m; ε_r = 45.1; ρ = 1000 kg/m^3

- Probe: ET3DV6 - SN1590; ConvF(7.54, 7.54, 7.54); Calibrated: 24/04/2012
- Sensor-Surface: 4mm (Mechanical Surface Detection (Locations From Previous Scan Used))Sensor-Surface: 4mm (Mechanical Surface Detection)
- Electronics: DAE4 Sn353; Calibrated: 19/04/2012
- Phantom: Barski Industries; Type: Fiberglass Planar; Serial: 03-01
- Measurement SW: DASY4, V4.7 Build 80; Postprocessing SW: SEMCAD, V1.8 Build 186

Area Scan (6x14x1): Measurement grid: dx=15mm, dy=15mm
Info: Interpolated medium parameters used for SAR evaluation.
Maximum value of SAR (measured) = 4.75 mW/g
Zoom Scan (5x5x7)/Cube 0: Measurement grid: dx=7.5mm, dy=7.5mm, dz=5mm
Reference Value = 70.2 V/m; Power Drift = -0.356 dB
Peak SAR (extrapolated) = 6.29 W/kg
SAR(1 g) = 4.52 mW/g; SAR(10 g) = 3.3 mW/g
Info: Interpolated medium parameters used for SAR evaluation.
Maximum value of SAR (measured) = 4.76 mW/g

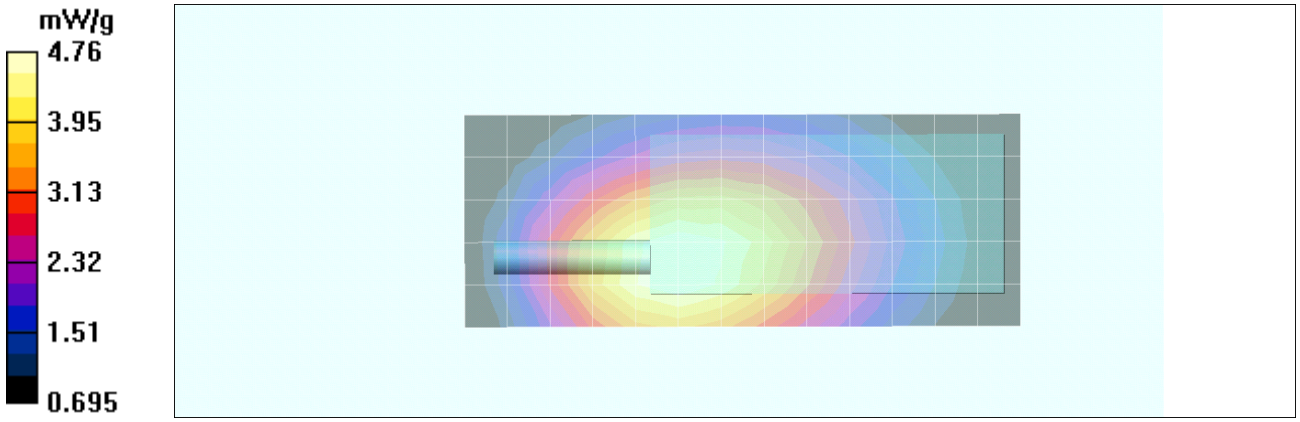

Z-Axis Scan

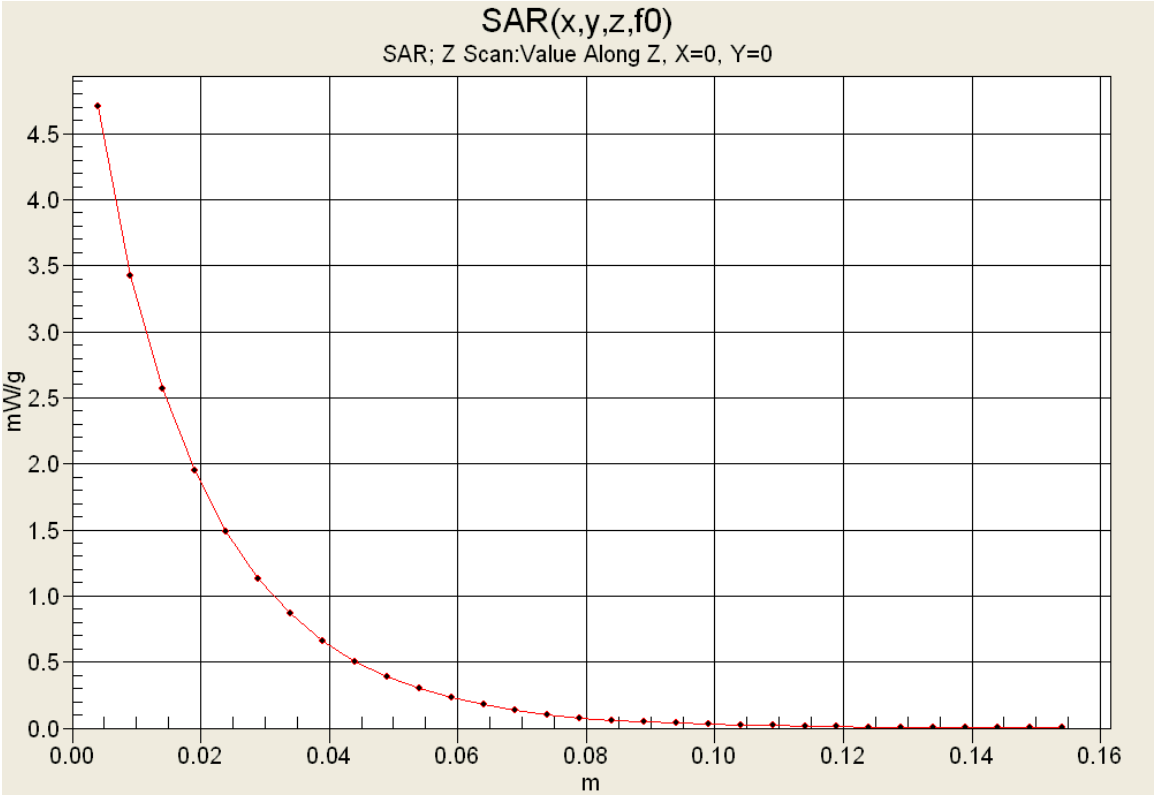

2012 Celltech Labs Inc. This document is not to be reproduced in whole or in part without the prior written permission of Celltech Labs Inc.

Face SAR Plot F8

Date Tested: 10/05/2012

DUT: Kenwood TK-3402-P; Type: Portable FM UHF PTT Radio Transceiver; Serial: 0421

Program Notes: Ambient Temp: 23.0C; Fluid Temp: 21.4C; Barometric Pressure: 101.1 kPa; Humidity: 30%

Communication System: UHF 400-512
Frequency: 435.4 MHz; Duty Cycle: 1:1
Medium: HSL450 Medium parameters used (interpolated): f = 435.4 MHz; σ = 0.85 mho/m; ε_r = 45.4; ρ = 1000 kg/m^3

- Probe: ET3DV6 - SN1590; ConvF(7.54, 7.54, 7.54); Calibrated: 24/04/2012
- Sensor-Surface: 4mm (Mechanical Surface Detection (Locations From Previous Scan Used))Sensor-Surface: 4mm (Mechanical Surface Detection)
- Electronics: DAE4 Sn353; Calibrated: 19/04/2012
- Phantom: Barski Industries; Type: Fiberglass Planar; Serial: 03-01
- Measurement SW: DASY4, V4.7 Build 80; Postprocessing SW: SEMCAD, V1.8 Build 186

Area Scan (6x14x1): Measurement grid: dx=15mm, dy=15mm
Info: Interpolated medium parameters used for SAR evaluation.
Maximum value of SAR (measured) = 4.06 mW/g
Zoom Scan (5x5x7)/Cube 0: Measurement grid: dx=7.5mm, dy=7.5mm, dz=5mm
Reference Value = 66.1 V/m; Power Drift = -0.569 dB
Peak SAR (extrapolated) = 5.20 W/kg
SAR(1 g) = 3.73 mW/g; SAR(10 g) = 2.73 mW/g
Info: Interpolated medium parameters used for SAR evaluation.
Maximum value of SAR (measured) = 3.91 mW/g



Face SAR Plot F9

Date Tested: 08/28/2012

DUT: Kenwood TK-3402-P; Type: Portable FM UHF PTT Radio Transceiver; Serial: 0421

Program Notes: Ambient Temp: 23.0C; Fluid Temp: 23.3C; Barometric Pressure: 101.1 kPa; Humidity: 35%

Communication System: UHF 400-512
Frequency: 460 MHz; Duty Cycle: 1:1
Medium: HSL450 Medium parameters used: f = 460 MHz; σ = 0.86 mho/m; ε_r = 43.9; ρ = 1000 kg/m^3

- Probe: ET3DV6 - SN1590; ConvF(7.54, 7.54, 7.54); Calibrated: 24/04/2012
- Sensor-Surface: 4mm (Mechanical Surface Detection (Locations From Previous Scan Used))Sensor-Surface: 4mm (Mechanical Surface Detection)
- Electronics: DAE4 Sn353; Calibrated: 19/04/2012
- Phantom: Barski Industries; Type: Fiberglass Planar; Serial: 03-01
- Measurement SW: DASY4, V4.7 Build 80; Postprocessing SW: SEMCAD, V1.8 Build 186

Area Scan (6x21x1): Measurement grid: dx=15mm, dy=15mm
Maximum value of SAR (measured) = 1.97 mW/g
Zoom Scan (5x5x7)/Cube 0: Measurement grid: dx=7.5mm, dy=7.5mm, dz=5mm
Reference Value = 45.5 V/m; Power Drift = -0.458 dB
Peak SAR (extrapolated) = 2.50 W/kg
SAR(1 g) = 1.8 mW/g; SAR(10 g) = 1.31 mW/g
Maximum value of SAR (measured) = 1.89 mW/g

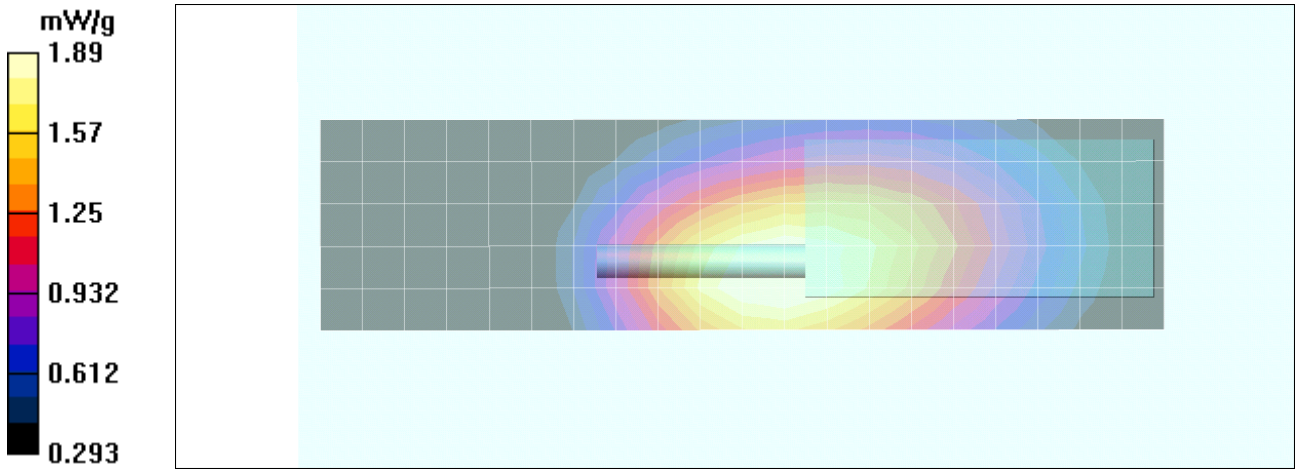

2012 Celltech Labs Inc. This document is not to be reproduced in whole or in part without the prior written permission of Celltech Labs Inc.

Body SAR Plot B1

Date Tested: 08/29/2012

DUT: Kenwood TK-3402-P; Type: Portable FM UHF PTT Radio Transceiver; Serial: 0421

Program Notes: Ambient Temp: 23.0C; Fluid Temp: 23.6C; Barometric Pressure: 101.1 kPa; Humidity: 30%

Communication System: UHF 400-512
Frequency: 450 MHz; Duty Cycle: 1:1
Medium: M450 Medium parameters used: f = 450 MHz; σ = 0.93 mho/m; ε_r = 55.9; ρ = 1000 kg/m^3

- Probe: ET3DV6 - SN1590; ConvF(7.93, 7.93, 7.93); Calibrated: 24/04/2012
- Sensor-Surface: 4mm (Mechanical Surface Detection (Locations From Previous Scan Used))Sensor-Surface: 4mm (Mechanical Surface Detection)
- Electronics: DAE4 Sn353; Calibrated: 19/04/2012
- Phantom: Barski Industries; Type: Fiberglass Planar; Serial: 03-01
- Measurement SW: DASY4, V4.7 Build 80; Postprocessing SW: SEMCAD, V1.8 Build 186

Area Scan (6x21x1): Measurement grid: dx=15mm, dy=15mm
Maximum value of SAR (measured) = 8.93 mW/g
Zoom Scan (5x5x7)/Cube 0: Measurement grid: dx=7.5mm, dy=7.5mm, dz=5mm
Reference Value = 96.7 V/m; Power Drift = -0.356 dB
Peak SAR (extrapolated) = 12.0 W/kg
SAR(1 g) = 8.01 mW/g; SAR(10 g) = 5.66 mW/g
Maximum value of SAR (measured) = 8.45 mW/g

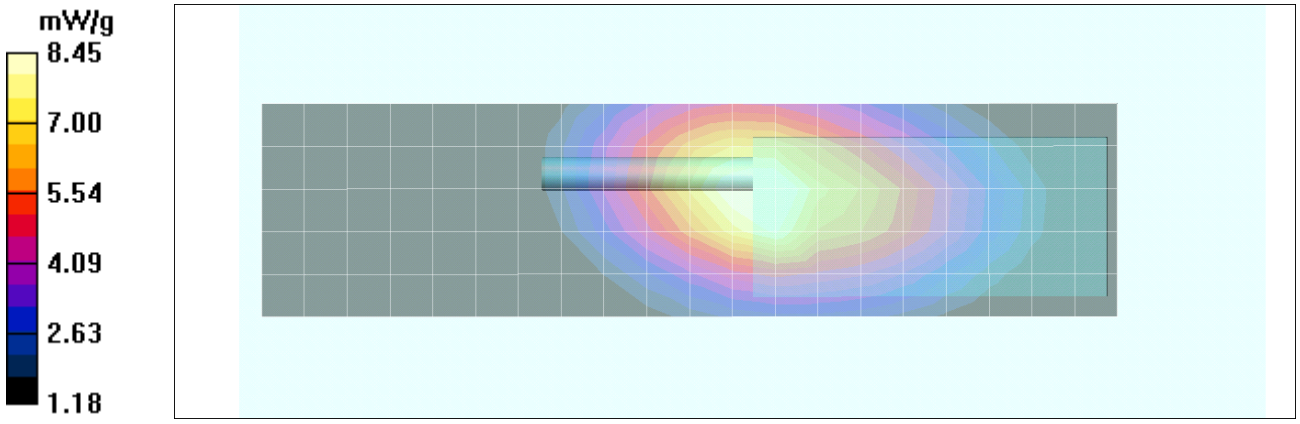

2012 Celltech Labs Inc. This document is not to be reproduced in whole or in part without the prior written permission of Celltech Labs Inc.

Body SAR Plot B2

Date Tested: 08/20/2012

DUT: Kenwood TK-3402-P; Type: Portable FM UHF PTT Radio Transceiver; Serial: 0421

Program Notes: Ambient Temp: 24.0C; Fluid Temp: 22.8C; Barometric Pressure: 101.1 kPa; Humidity: 31%

Communication System: UHF 400-512
Frequency: 460 MHz; Duty Cycle: 1:1
Medium: M450 Medium parameters used: f = 460 MHz; σ = 0.94 mho/m; ε_r = 56.4; ρ = 1000 kg/m^3

- Probe: ET3DV6 - SN1590; ConvF(7.93, 7.93, 7.93); Calibrated: 24/04/2012
- Sensor-Surface: 4mm (Mechanical Surface Detection (Locations From Previous Scan Used))Sensor-Surface: 4mm (Mechanical Surface Detection)
- Electronics: DAE4 Sn353; Calibrated: 19/04/2012
- Phantom: Barski Industries; Type: Fiberglass Planar; Serial: 03-01
- Measurement SW: DASY4, V4.7 Build 80; Postprocessing SW: SEMCAD, V1.8 Build 186

Area Scan (6x20x1): Measurement grid: dx=15mm, dy=15mm
Maximum value of SAR (measured) = 10.5 mW/g
Zoom Scan (5x5x7)/Cube 0: Measurement grid: dx=7.5mm, dy=7.5mm, dz=5mm
Reference Value = 109.0 V/m; Power Drift = -0.424 dB
Peak SAR (extrapolated) = 14.7 W/kg
SAR(1 g) = 9.85 mW/g; SAR(10 g) = 6.97 mW/g
Maximum value of SAR (measured) = 10.3 mW/g

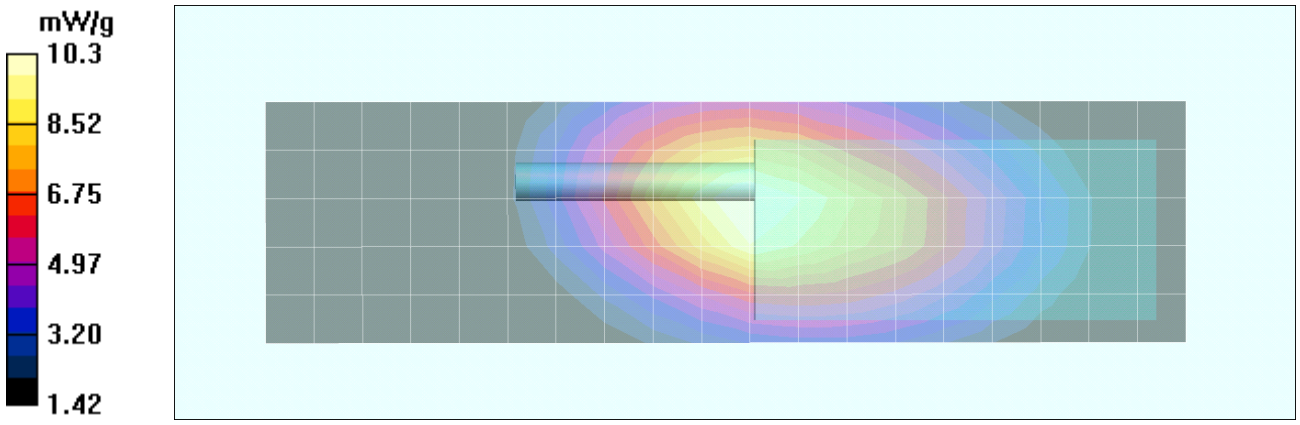

Body SAR Plot B3

Date Tested: 08/20/2012

DUT: Kenwood TK-3402-P; Type: Portable FM UHF PTT Radio Transceiver; Serial: 0421

Program Notes: Ambient Temp: 24.0C; Fluid Temp: 22.8C; Barometric Pressure: 101.1 kPa; Humidity: 31%

Communication System: UHF 400-512
Frequency: 470 MHz; Duty Cycle: 1:1
Medium: M450 Medium parameters used: f = 470 MHz; σ = 0.95 mho/m; ε_r = 55.8; ρ = 1000 kg/m^3

- Probe: ET3DV6 - SN1590; ConvF(7.93, 7.93, 7.93); Calibrated: 24/04/2012
- Sensor-Surface: 4mm (Mechanical Surface Detection (Locations From Previous Scan Used))Sensor-Surface: 4mm (Mechanical Surface Detection)
- Electronics: DAE4 Sn353; Calibrated: 19/04/2012
- Phantom: Barski Industries; Type: Fiberglass Planar; Serial: 03-01
- Measurement SW: DASY4, V4.7 Build 80; Postprocessing SW: SEMCAD, V1.8 Build 186

Area Scan (6x20x1): Measurement grid: dx=15mm, dy=15mm
Maximum value of SAR (measured) = 10.8 mW/g
Zoom Scan (5x5x7)/Cube 0: Measurement grid: dx=7.5mm, dy=7.5mm, dz=5mm
Reference Value = 110.4 V/m; Power Drift = -0.423 dB
Peak SAR (extrapolated) = 15.1 W/kg
SAR(1 g) = 10.1 mW/g; SAR(10 g) = 7.16 mW/g
Maximum value of SAR (measured) = 10.7 mW/g

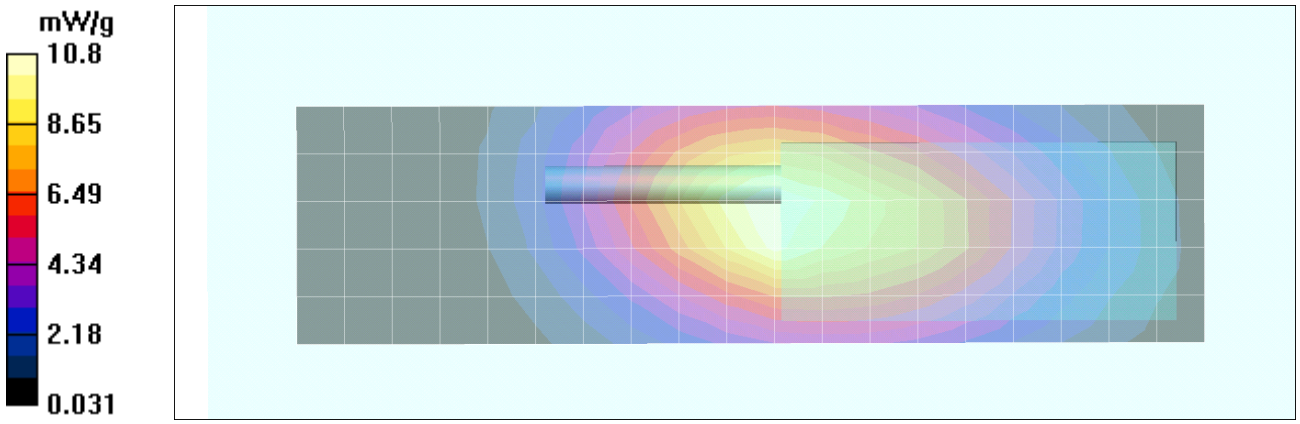

2012 Celltech Labs Inc. This document is not to be reproduced in whole or in part without the prior written permission of Celltech Labs Inc.

Z-Axis Scan

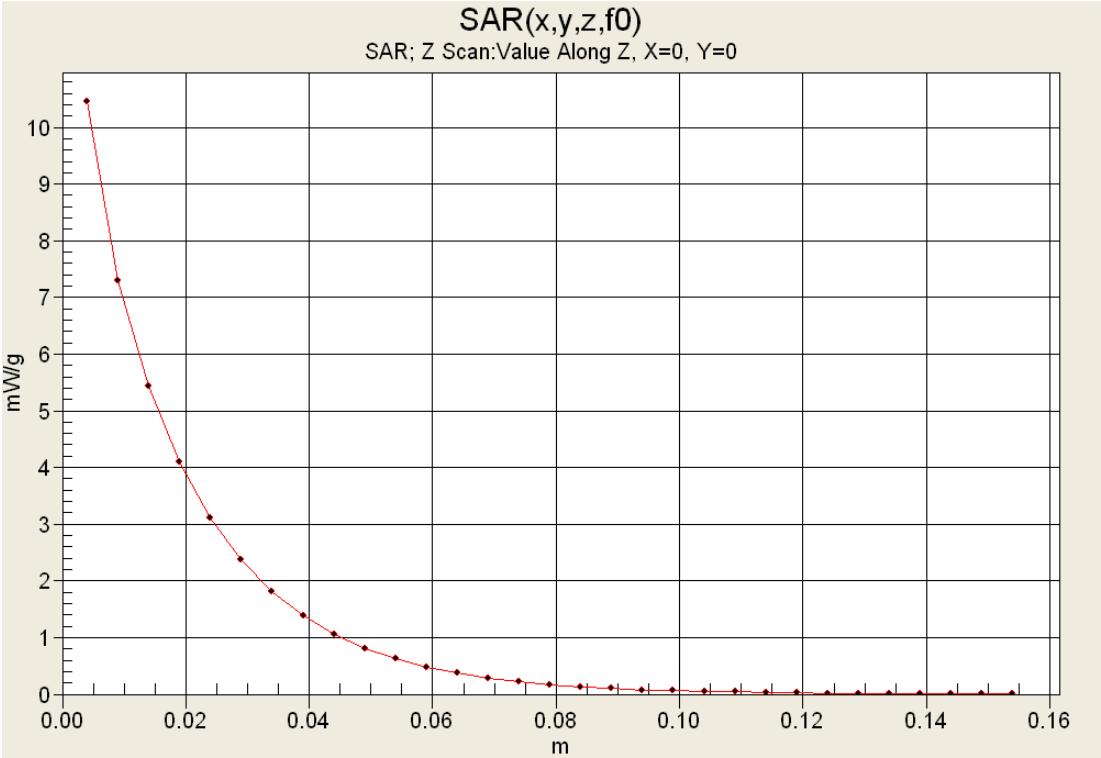

SAR-Versus-Time

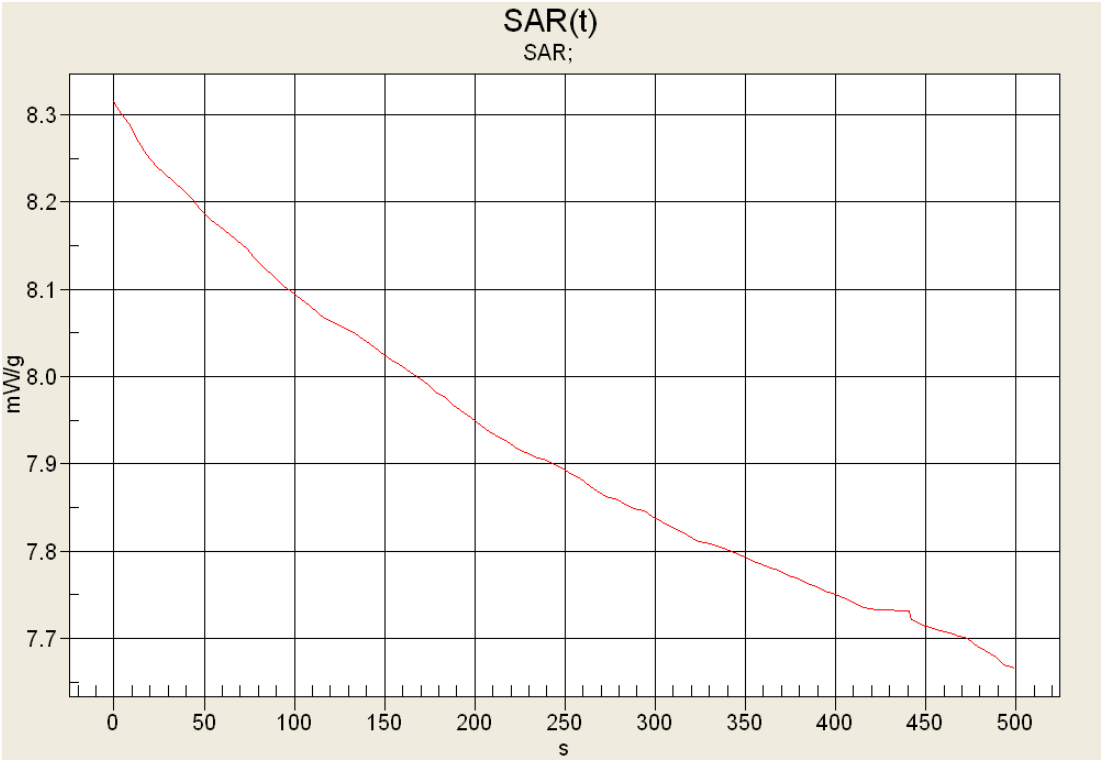

2012 Celltech Labs Inc. This document is not to be reproduced in whole or in part without the prior written permission of Celltech Labs Inc.

Body SAR Plot B4

Date Tested: 08/29/2012

DUT: Kenwood TK-3402-P; Type: Portable FM UHF PTT Radio Transceiver; Serial: 0421

Program Notes: Ambient Temp: 23.0C; Fluid Temp: 23.6C; Barometric Pressure: 101.1 kPa; Humidity: 30%

Communication System: UHF 400-512
Frequency: 418 MHz; Duty Cycle: 1:1
Medium: M450 Medium parameters used (interpolated): f = 418 MHz; σ = 0.896 mho/m; ε_r = 56.3; ρ = 1000 kg/m^3

- Probe: ET3DV6 - SN1590; ConvF(7.93, 7.93, 7.93); Calibrated: 24/04/2012
- Sensor-Surface: 4mm (Mechanical Surface Detection (Locations From Previous Scan Used))Sensor-Surface: 4mm (Mechanical Surface Detection)
- Electronics: DAE4 Sn353; Calibrated: 19/04/2012
- Phantom: Barski Industries; Type: Fiberglass Planar; Serial: 03-01
- Measurement SW: DASY4, V4.7 Build 80; Postprocessing SW: SEMCAD, V1.8 Build 186

Area Scan (6x21x1): Measurement grid: dx=15mm, dy=15mm
Info: Interpolated medium parameters used for SAR evaluation.
Maximum value of SAR (measured) = 7.10 mW/g
Zoom Scan (5x5x7)/Cube 0: Measurement grid: dx=7.5mm, dy=7.5mm, dz=5mm
Reference Value = 90.7 V/m; Power Drift = -0.737 dB
Peak SAR (extrapolated) = 9.36 W/kg
SAR(1 g) = 6.28 mW/g; SAR(10 g) = 4.46 mW/g
Info: Interpolated medium parameters used for SAR evaluation.
Maximum value of SAR (measured) = 6.61 mW/g

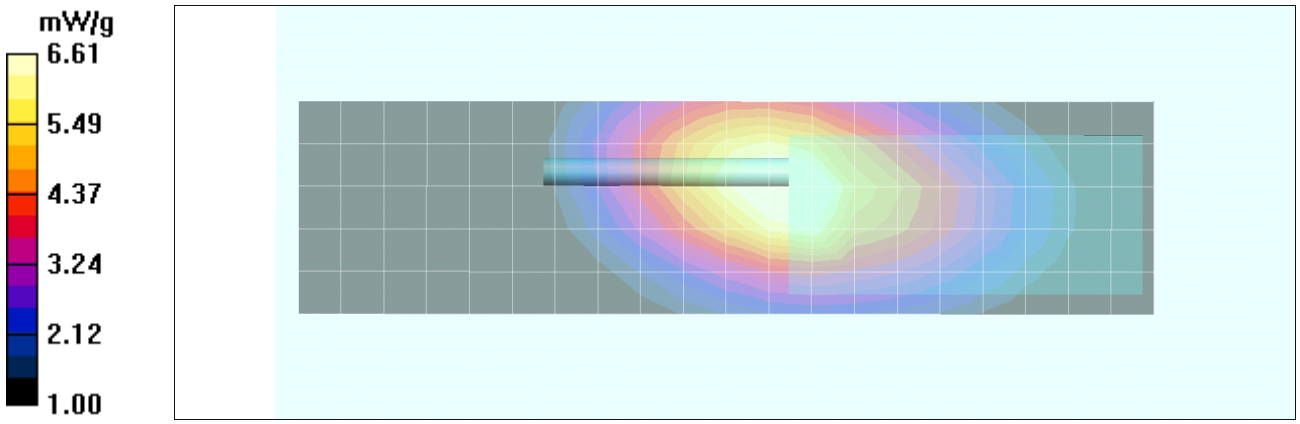

2012 Celltech Labs Inc. This document is not to be reproduced in whole or in part without the prior written permission of Celltech Labs Inc.

Body SAR Plot B5

Date Tested: 08/29/2012

DUT: Kenwood TK-3402-P; Type: Portable FM UHF PTT Radio Transceiver; Serial: 0421

Program Notes: Ambient Temp: 23.0C; Fluid Temp: 23.6C; Barometric Pressure: 101.1 kPa; Humidity: 30%

Communication System: UHF 400-512
Frequency: 440 MHz; Duty Cycle: 1:1
Medium: M450 Medium parameters used: f = 440 MHz; σ = 0.91 mho/m; ε_r = 56; ρ = 1000 kg/m^3

- Probe: ET3DV6 - SN1590; ConvF(7.93, 7.93, 7.93); Calibrated: 24/04/2012
- Sensor-Surface: 4mm (Mechanical Surface Detection (Locations From Previous Scan Used))Sensor-Surface: 4mm (Mechanical Surface Detection)
- Electronics: DAE4 Sn353; Calibrated: 19/04/2012
- Phantom: Barski Industries; Type: Fiberglass Planar; Serial: 03-01
- Measurement SW: DASY4, V4.7 Build 80; Postprocessing SW: SEMCAD, V1.8 Build 186

Area Scan (6x21x1): Measurement grid: dx=15mm, dy=15mm
Maximum value of SAR (measured) = 8.92 mW/g
Zoom Scan (5x5x7)/Cube 0: Measurement grid: dx=7.5mm, dy=7.5mm, dz=5mm
Reference Value = 100.0 V/m; Power Drift = -0.510 dB
Peak SAR (extrapolated) = 12.1 W/kg
SAR(1 g) = 7.99 mW/g; SAR(10 g) = 5.61 mW/g
Maximum value of SAR (measured) = 8.42 mW/g

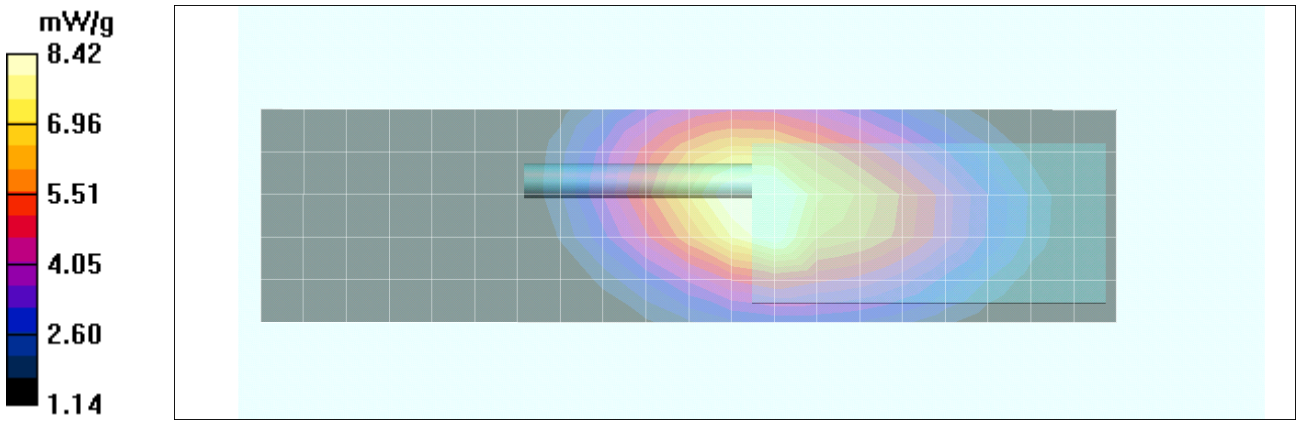

2012 Celltech Labs Inc. This document is not to be reproduced in whole or in part without the prior written permission of Celltech Labs Inc.

Body SAR Plot B6

Date Tested: 08/20/2012

DUT: Kenwood TK-3402-P; Type: Portable FM UHF PTT Radio Transceiver; Serial: 0421

Program Notes: Ambient Temp: 24.0C; Fluid Temp: 22.8C; Barometric Pressure: 101.1 kPa; Humidity: 31%

Communication System: UHF 400-512
Frequency: 455 MHz; Duty Cycle: 1:1
Medium: M450 Medium parameters used (interpolated): f = 455 MHz; σ = 0.935 mho/m; ε_r = 56.2; ρ = 1000 kg/m^3

- Probe: ET3DV6 - SN1590; ConvF(7.93, 7.93, 7.93); Calibrated: 24/04/2012
- Sensor-Surface: 4mm (Mechanical Surface Detection (Locations From Previous Scan Used))Sensor-Surface: 4mm (Mechanical Surface Detection)
- Electronics: DAE4 Sn353; Calibrated: 19/04/2012
- Phantom: Barski Industries; Type: Fiberglass Planar; Serial: 03-01
- Measurement SW: DASY4, V4.7 Build 80; Postprocessing SW: SEMCAD, V1.8 Build 186

Area Scan (6x20x1): Measurement grid: dx=15mm, dy=15mm
Info: Interpolated medium parameters used for SAR evaluation.
Maximum value of SAR (measured) = 9.59 mW/g
Zoom Scan (5x5x7)/Cube 0: Measurement grid: dx=7.5mm, dy=7.5mm, dz=5mm
Reference Value = 106.1 V/m; Power Drift = -0.570 dB
Peak SAR (extrapolated) = 13.2 W/kg
SAR(1 g) = 8.96 mW/g; SAR(10 g) = 6.36 mW/g
Info: Interpolated medium parameters used for SAR evaluation.
Maximum value of SAR (measured) = 9.42 mW/g

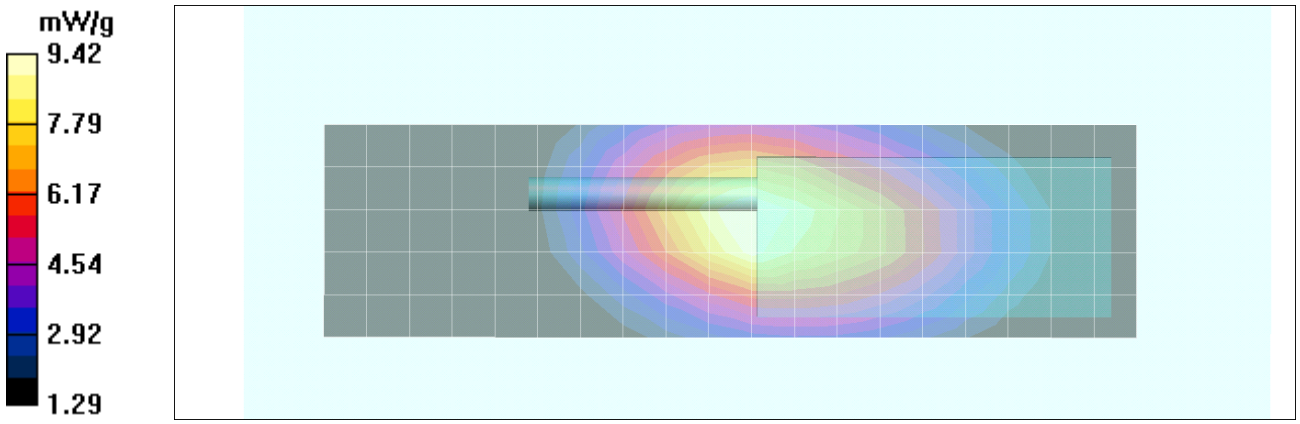

Body SAR Plot B7

Date Tested: 08/29/2012

DUT: Kenwood TK-3402-P; Type: Portable FM UHF PTT Radio Transceiver; Serial: 0421

Program Notes: Ambient Temp: 23.0C; Fluid Temp: 23.6C; Barometric Pressure: 101.1 kPa; Humidity: 30%

Communication System: UHF 400-512
Frequency: 470 MHz; Duty Cycle: 1:1
Medium: M450 Medium parameters used: f = 470 MHz; σ = 0.93 mho/m; ε_r = 55.4; ρ = 1000 kg/m^3

- Probe: ET3DV6 - SN1590; ConvF(7.93, 7.93, 7.93); Calibrated: 24/04/2012
- Sensor-Surface: 4mm (Mechanical Surface Detection (Locations From Previous Scan Used))Sensor-Surface: 4mm (Mechanical Surface Detection)
- Electronics: DAE4 Sn353; Calibrated: 19/04/2012
- Phantom: Barski Industries; Type: Fiberglass Planar; Serial: 03-01
- Measurement SW: DASY4, V4.7 Build 80; Postprocessing SW: SEMCAD, V1.8 Build 186

Area Scan (6x21x1): Measurement grid: dx=15mm, dy=15mm
Maximum value of SAR (measured) = 9.15 mW/g
Zoom Scan (5x5x7)/Cube 0: Measurement grid: dx=7.5mm, dy=7.5mm, dz=5mm
Reference Value = 100.0 V/m; Power Drift = -0.617 dB
Peak SAR (extrapolated) = 12.0 W/kg
SAR(1 g) = 8.04 mW/g; SAR(10 g) = 5.67 mW/g
Maximum value of SAR (measured) = 8.49 mW/g



2012 Celltech Labs Inc. This document is not to be reproduced in whole or in part without the prior written permission of Celltech Labs Inc.

Body SAR Plot B8

Date Tested: 08/21/2012

DUT: Kenwood TK-3402-P; Type: Portable FM UHF PTT Radio Transceiver; Serial: 0421

Program Notes: Ambient Temp: 24.0C; Fluid Temp: 22.5C; Barometric Pressure: 101.1 kPa; Humidity: 31%

Communication System: UHF 400-512
Frequency: 435.4 MHz; Duty Cycle: 1:1
Medium: M450 Medium parameters used (interpolated): f = 435.4 MHz; σ = 0.92 mho/m; ε_r = 56.6; ρ = 1000 kg/m^3

- Probe: ET3DV6 - SN1590; ConvF(7.93, 7.93, 7.93); Calibrated: 24/04/2012
- Sensor-Surface: 4mm (Mechanical Surface Detection (Locations From Previous Scan Used))Sensor-Surface: 4mm (Mechanical Surface Detection)
- Electronics: DAE4 Sn353; Calibrated: 19/04/2012
- Phantom: Barski Industries; Type: Fiberglass Planar; Serial: 03-01
- Measurement SW: DASY4, V4.7 Build 80; Postprocessing SW: SEMCAD, V1.8 Build 186

Area Scan (6x21x1): Measurement grid: dx=15mm, dy=15mm
Info: Interpolated medium parameters used for SAR evaluation.
Maximum value of SAR (measured) = 6.15 mW/g
Zoom Scan (5x5x7)/Cube 0: Measurement grid: dx=7.5mm, dy=7.5mm, dz=5mm
Reference Value = 84.4 V/m; Power Drift = -0.484 dB
Peak SAR (extrapolated) = 8.54 W/kg
SAR(1 g) = 5.66 mW/g; SAR(10 g) = 4 mW/g
Info: Interpolated medium parameters used for SAR evaluation.
Maximum value of SAR (measured) = 5.96 mW/g

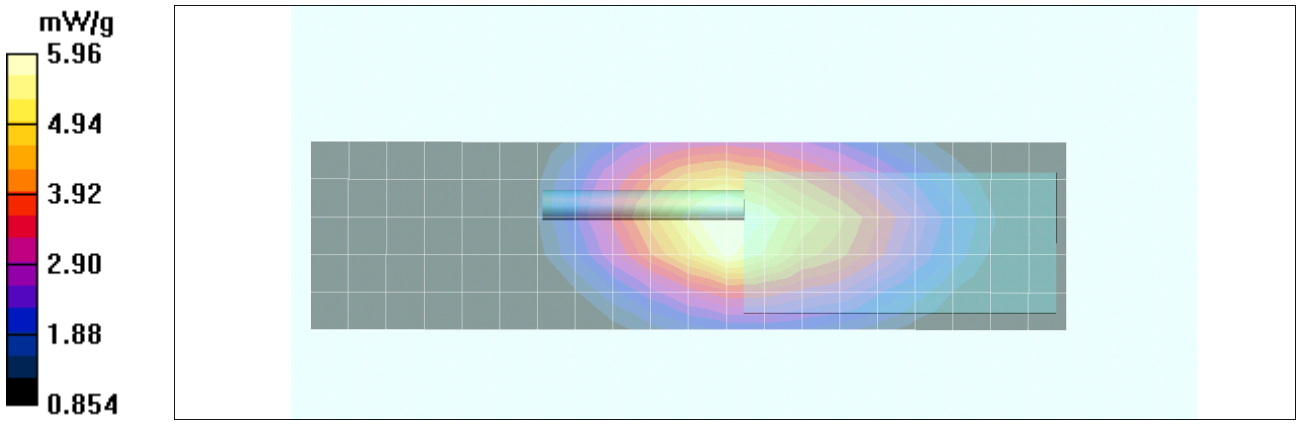

2012 Celltech Labs Inc. This document is not to be reproduced in whole or in part without the prior written permission of Celltech Labs Inc.

Body SAR Plot B9

Date Tested: 08/29/2012

DUT: Kenwood TK-3402-P; Type: Portable FM UHF PTT Radio Transceiver; Serial: 0421

Program Notes: Ambient Temp: 23.0C; Fluid Temp: 23.6C; Barometric Pressure: 101.1 kPa; Humidity: 30%

Communication System: UHF 400-512
Frequency: 440 MHz; Duty Cycle: 1:1
Medium: M450 Medium parameters used: f = 440 MHz; σ = 0.91 mho/m; ε_r = 56; ρ = 1000 kg/m^3

- Probe: ET3DV6 - SN1590; ConvF(7.93, 7.93, 7.93); Calibrated: 24/04/2012
- Sensor-Surface: 4mm (Mechanical Surface Detection (Locations From Previous Scan Used))Sensor-Surface: 4mm (Mechanical Surface Detection)
- Electronics: DAE4 Sn353; Calibrated: 19/04/2012
- Phantom: Barski Industries; Type: Fiberglass Planar; Serial: 03-01
- Measurement SW: DASY4, V4.7 Build 80; Postprocessing SW: SEMCAD, V1.8 Build 186

Area Scan (6x21x1): Measurement grid: dx=15mm, dy=15mm
Maximum value of SAR (measured) = 8.38 mW/g
Zoom Scan (5x5x7)/Cube 0: Measurement grid: dx=7.5mm, dy=7.5mm, dz=5mm
Reference Value = 97.8 V/m; Power Drift = -0.457 dB
Peak SAR (extrapolated) = 11.4 W/kg
SAR(1 g) = 7.64 mW/g; SAR(10 g) = 5.46 mW/g
Maximum value of SAR (measured) = 8.01 mW/g

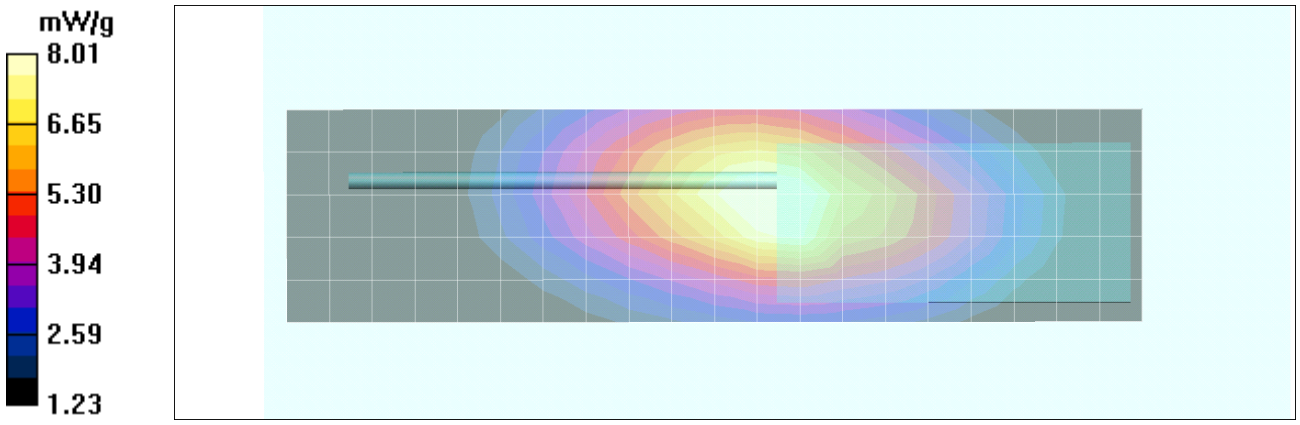

2012 Celltech Labs Inc. This document is not to be reproduced in whole or in part without the prior written permission of Celltech Labs Inc.

Body SAR Plot B10

Date Tested: 08/20/2012

DUT: Kenwood TK-3402-P; Type: Portable FM UHF PTT Radio Transceiver; Serial: 0421

Program Notes: Ambient Temp: 24.0C; Fluid Temp: 22.8C; Barometric Pressure: 101.1 kPa; Humidity: 31%

Communication System: UHF 400-512
Frequency: 455 MHz; Duty Cycle: 1:1
Medium: M450 Medium parameters used (interpolated): f = 455 MHz; σ = 0.935 mho/m; ε_r = 56.2; ρ = 1000 kg/m^3

- Probe: ET3DV6 - SN1590; ConvF(7.93, 7.93, 7.93); Calibrated: 24/04/2012
- Sensor-Surface: 4mm (Mechanical Surface Detection (Locations From Previous Scan Used))Sensor-Surface: 4mm (Mechanical Surface Detection)
- Electronics: DAE4 Sn353; Calibrated: 19/04/2012
- Phantom: Barski Industries; Type: Fiberglass Planar; Serial: 03-01
- Measurement SW: DASY4, V4.7 Build 80; Postprocessing SW: SEMCAD, V1.8 Build 186

Area Scan (6x20x1): Measurement grid: dx=15mm, dy=15mm
Info: Interpolated medium parameters used for SAR evaluation.
Maximum value of SAR (measured) = 9.37 mW/g
Zoom Scan (5x5x7)/Cube 0: Measurement grid: dx=7.5mm, dy=7.5mm, dz=5mm
Reference Value = 104.9 V/m; Power Drift = -0.496 dB
Peak SAR (extrapolated) = 13.1 W/kg
SAR(1 g) = 8.8 mW/g; SAR(10 g) = 6.25 mW/g
Info: Interpolated medium parameters used for SAR evaluation.
Maximum value of SAR (measured) = 9.23 mW/g

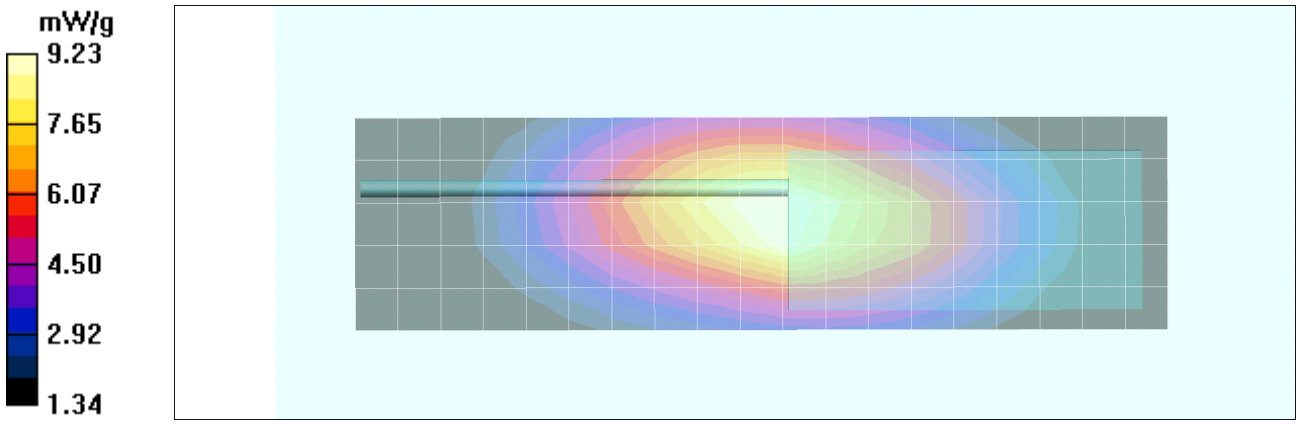

2012 Celltech Labs Inc. This document is not to be reproduced in whole or in part without the prior written permission of Celltech Labs Inc.

Body SAR Plot B11

Date Tested: 08/29/2012

DUT: Kenwood TK-3402-P; Type: Portable FM UHF PTT Radio Transceiver; Serial: 0421

Program Notes: Ambient Temp: 23.0C; Fluid Temp: 23.6C; Barometric Pressure: 101.1 kPa; Humidity: 30%

Communication System: UHF 400-512
Frequency: 470 MHz; Duty Cycle: 1:1
Medium: M450 Medium parameters used: f = 470 MHz; σ = 0.93 mho/m; ε_r = 55.4; ρ = 1000 kg/m^3

- Probe: ET3DV6 - SN1590; ConvF(7.93, 7.93, 7.93); Calibrated: 24/04/2012
- Sensor-Surface: 4mm (Mechanical Surface Detection (Locations From Previous Scan Used))Sensor-Surface: 4mm (Mechanical Surface Detection)
- Electronics: DAE4 Sn353; Calibrated: 19/04/2012
- Phantom: Barski Industries; Type: Fiberglass Planar; Serial: 03-01
- Measurement SW: DASY4, V4.7 Build 80; Postprocessing SW: SEMCAD, V1.8 Build 186

Area Scan (6x21x1): Measurement grid: dx=15mm, dy=15mm
Maximum value of SAR (measured) = 9.36 mW/g
Zoom Scan (5x5x7)/Cube 0: Measurement grid: dx=7.5mm, dy=7.5mm, dz=5mm
Reference Value = 100.7 V/m; Power Drift = -0.519 dB
Peak SAR (extrapolated) = 12.2 W/kg
SAR(1 g) = 8.31 mW/g; SAR(10 g) = 5.95 mW/g
Maximum value of SAR (measured) = 8.77 mW/g

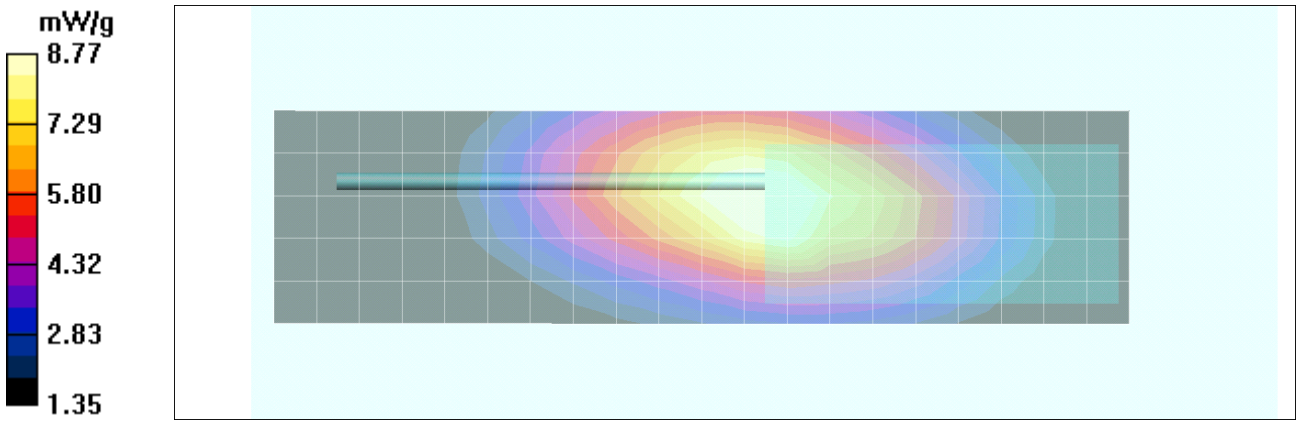

2012 Celltech Labs Inc. This document is not to be reproduced in whole or in part without the prior written permission of Celltech Labs Inc.

Z-Axis Scan

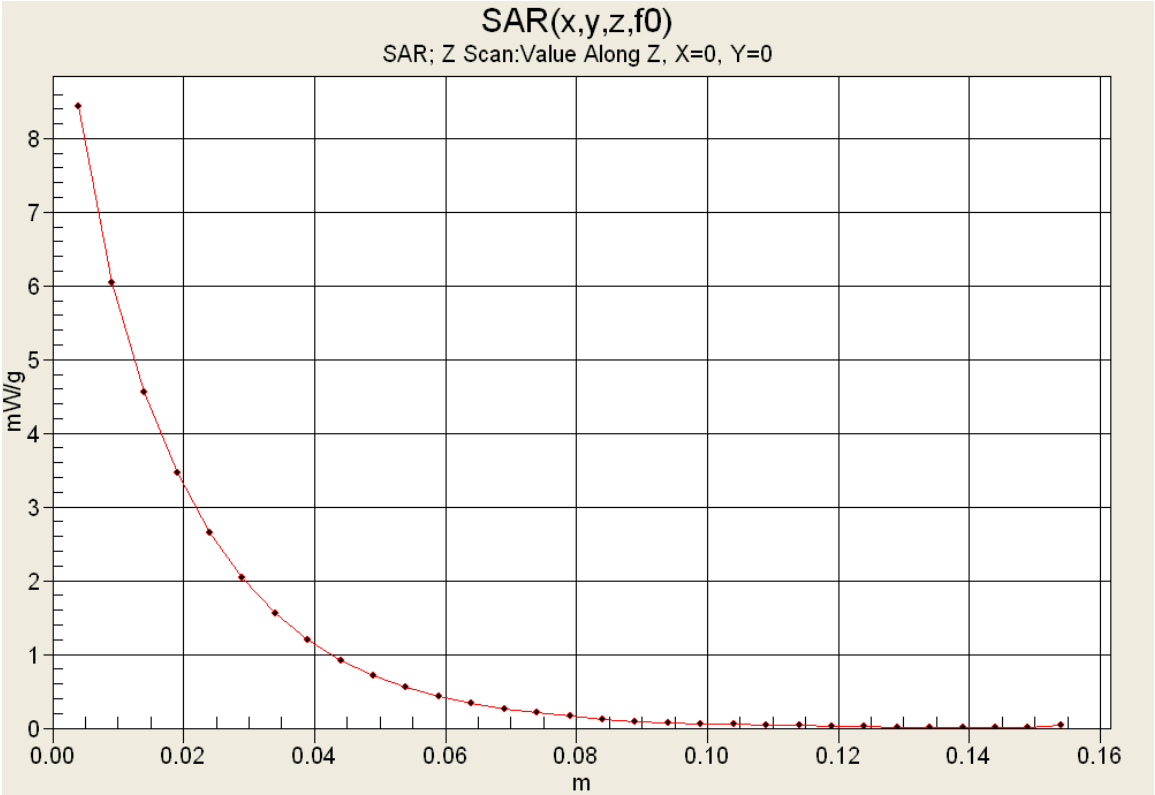

2012 Celltech Labs Inc. This document is not to be reproduced in whole or in part without the prior written permission of Celltech Labs Inc.

Body SAR Plot B12

Date Tested: 08/21/2012

DUT: Kenwood TK-3402-P; Type: Portable FM UHF PTT Radio Transceiver; Serial: 0421

Program Notes: Ambient Temp: 24.0C; Fluid Temp: 22.5C; Barometric Pressure: 101.1 kPa; Humidity: 31%

Communication System: UHF 400-512
Frequency: 435.4 MHz; Duty Cycle: 1:1
Medium: M450 Medium parameters used (interpolated): f = 435.4 MHz; σ = 0.92 mho/m; ε_r = 56.6; ρ = 1000 kg/m^3

- Probe: ET3DV6 - SN1590; ConvF(7.93, 7.93, 7.93); Calibrated: 24/04/2012
- Sensor-Surface: 4mm (Mechanical Surface Detection (Locations From Previous Scan Used))Sensor-Surface: 4mm (Mechanical Surface Detection)
- Electronics: DAE4 Sn353; Calibrated: 19/04/2012
- Phantom: Barski Industries; Type: Fiberglass Planar; Serial: 03-01
- Measurement SW: DASY4, V4.7 Build 80; Postprocessing SW: SEMCAD, V1.8 Build 186

Area Scan (6x21x1): Measurement grid: dx=15mm, dy=15mm
Info: Interpolated medium parameters used for SAR evaluation.
Maximum value of SAR (measured) = 7.53 mW/g
Zoom Scan (5x5x7)/Cube 0: Measurement grid: dx=7.5mm, dy=7.5mm, dz=5mm
Reference Value = 90.9 V/m; Power Drift = -0.530 dB
Peak SAR (extrapolated) = 9.78 W/kg
SAR(1 g) = 6.65 mW/g; SAR(10 g) = 4.77 mW/g
Info: Interpolated medium parameters used for SAR evaluation.
Maximum value of SAR (measured) = 6.96 mW/g

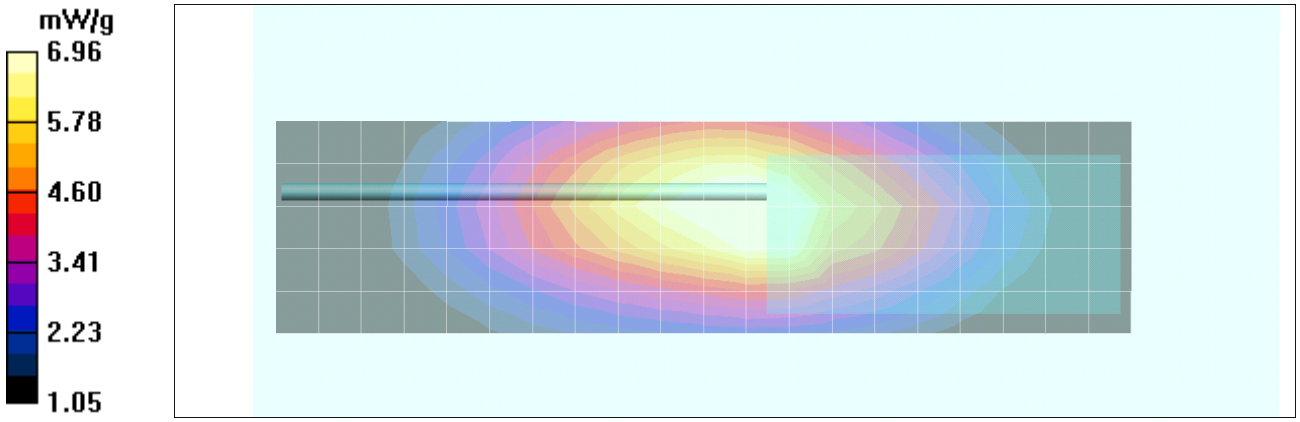

2012 Celltech Labs Inc. This document is not to be reproduced in whole or in part without the prior written permission of Celltech Labs Inc.

Z-Axis Scan

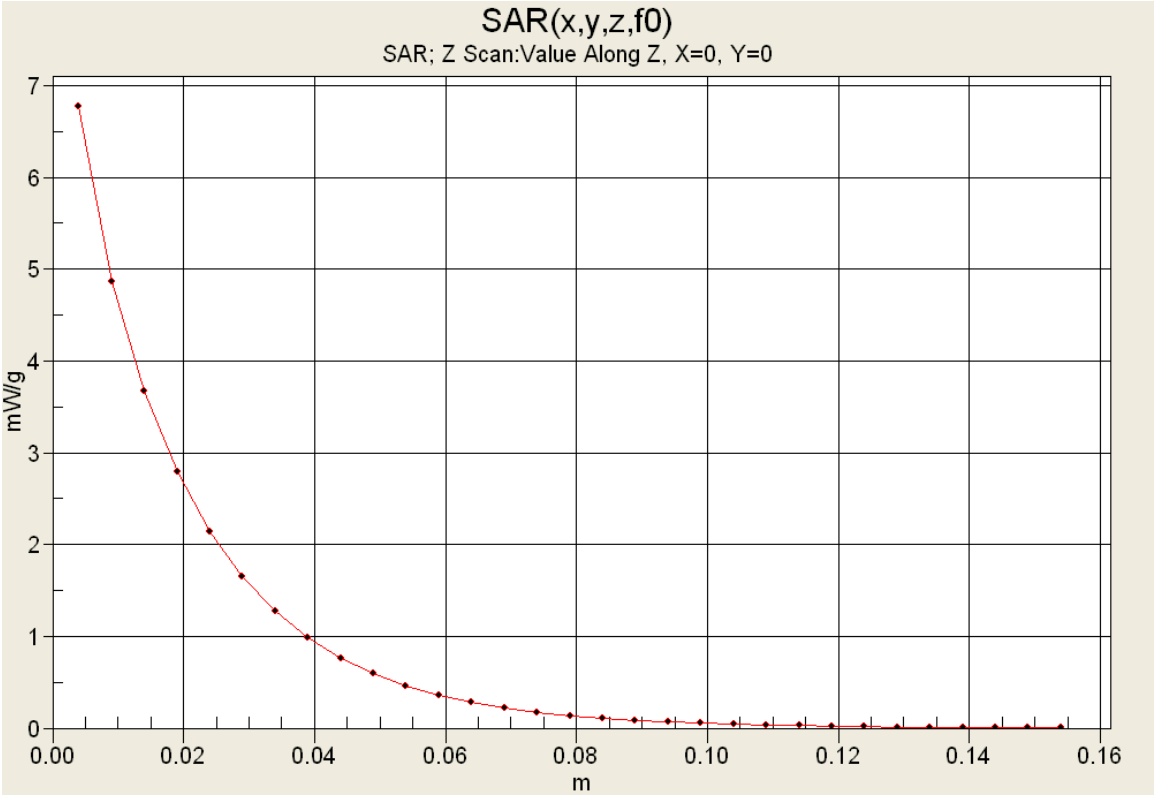

2012 Celltech Labs Inc. This document is not to be reproduced in whole or in part without the prior written permission of Celltech Labs Inc.

Body SAR Plot B13

Date Tested: 10/09/2012

DUT: Kenwood TK-3402-P; Type: Portable FM UHF PTT Radio Transceiver; Serial: 0421

Program Notes: Ambient Temp: 22.0C; Fluid Temp: 21.7C; Barometric Pressure: 101.1 kPa; Humidity: 30%

Communication System: UHF 400-512
Frequency: 455 MHz; Duty Cycle: 1:1
Medium: M450 Medium parameters used (interpolated): f = 455 MHz; σ = 0.915 mho/m; ε_r = 56.4; ρ = 1000 kg/m^3

- Probe: ET3DV6 - SN1590; ConvF(7.93, 7.93, 7.93); Calibrated: 24/04/2012
- Sensor-Surface: 4mm (Mechanical Surface Detection (Locations From Previous Scan Used))Sensor-Surface: 4mm (Mechanical Surface Detection)
- Electronics: DAE4 Sn353; Calibrated: 19/04/2012
- Phantom: Barski Industries; Type: Fiberglass Planar; Serial: 03-01
- Measurement SW: DASY4, V4.7 Build 80; Postprocessing SW: SEMCAD, V1.8 Build 186

Area Scan (6x14x1): Measurement grid: dx=15mm, dy=15mm
Info: Interpolated medium parameters used for SAR evaluation.
Maximum value of SAR (measured) = 6.96 mW/g
Zoom Scan (5x5x7)/Cube 0: Measurement grid: dx=7.5mm, dy=7.5mm, dz=5mm
Reference Value = 89.0 V/m; Power Drift = -0.352 dB
Peak SAR (extrapolated) = 10.0 W/kg
SAR(1 g) = 6.68 mW/g; SAR(10 g) = 4.7 mW/g
Info: Interpolated medium parameters used for SAR evaluation.
Maximum value of SAR (measured) = 7.04 mW/g



2012 Celltech Labs Inc. This document is not to be reproduced in whole or in part without the prior written permission of Celltech Labs Inc.

Body SAR Plot B14

Date Tested: 10/09/2012

DUT: Kenwood TK-3402-P; Type: Portable FM UHF PTT Radio Transceiver; Serial: 0421

Program Notes: Ambient Temp: 22.0C; Fluid Temp: 21.7C; Barometric Pressure: 101.1 kPa; Humidity: 30%

Communication System: UHF 400-512
Frequency: 435.4 MHz; Duty Cycle: 1:1
Medium: M450 Medium parameters used (interpolated): f = 435.4 MHz; σ = 0.89 mho/m; ε_r = 56.3; ρ = 1000 kg/m^3

- Probe: ET3DV6 - SN1590; ConvF(7.93, 7.93, 7.93); Calibrated: 24/04/2012
- Sensor-Surface: 4mm (Mechanical Surface Detection (Locations From Previous Scan Used))Sensor-Surface: 4mm (Mechanical Surface Detection)
- Electronics: DAE4 Sn353; Calibrated: 19/04/2012
- Phantom: Barski Industries; Type: Fiberglass Planar; Serial: 03-01
- Measurement SW: DASY4, V4.7 Build 80; Postprocessing SW: SEMCAD, V1.8 Build 186

Area Scan (6x14x1): Measurement grid: dx=15mm, dy=15mm
Info: Interpolated medium parameters used for SAR evaluation.
Maximum value of SAR (measured) = 5.16 mW/g
Zoom Scan (5x5x7)/Cube 0: Measurement grid: dx=7.5mm, dy=7.5mm, dz=5mm
Reference Value = 79.0 V/m; Power Drift = -0.514 dB
Peak SAR (extrapolated) = 7.17 W/kg
SAR(1 g) = 4.79 mW/g; SAR(10 g) = 3.37 mW/g
Info: Interpolated medium parameters used for SAR evaluation.
Maximum value of SAR (measured) = 5.04 mW/g

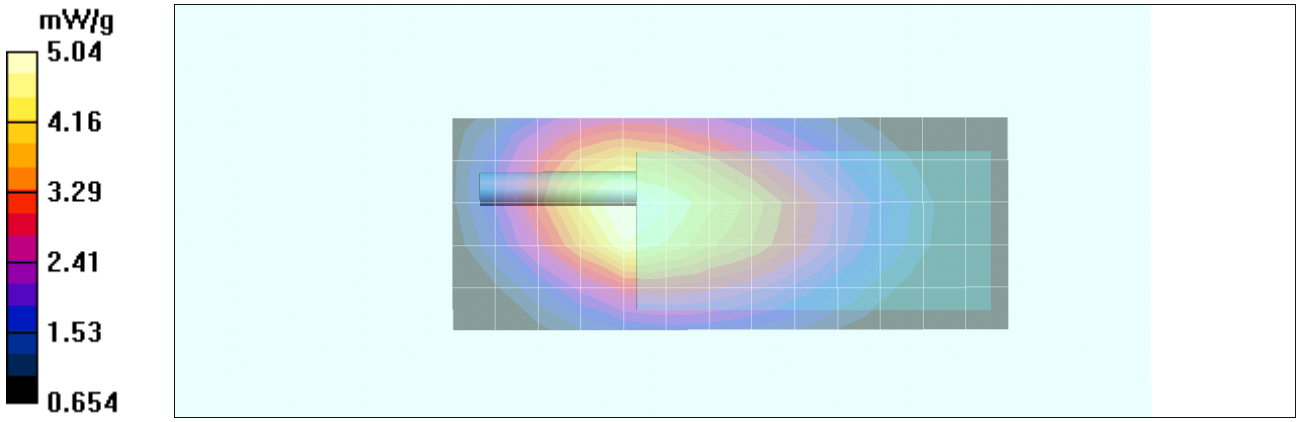

2012 Celltech Labs Inc. This document is not to be reproduced in whole or in part without the prior written permission of Celltech Labs Inc.

Body SAR Plot B15

Date Tested: 08/30/2012

DUT: Kenwood TK-3402-P; Type: Portable FM UHF PTT Radio Transceiver; Serial: 0421

Program Notes: Ambient Temp: 23.0C; Fluid Temp: 23.8C; Barometric Pressure: 101.1 kPa; Humidity: 30%

Communication System: UHF 400-512
Frequency: 470 MHz; Duty Cycle: 1:1
Medium: M450 Medium parameters used: f = 470 MHz; σ = 0.95 mho/m; ε_r = 56.5; ρ = 1000 kg/m^3

- Probe: ET3DV6 - SN1590; ConvF(7.93, 7.93, 7.93); Calibrated: 24/04/2012
- Sensor-Surface: 4mm (Mechanical Surface Detection (Locations From Previous Scan Used))Sensor-Surface: 4mm (Mechanical Surface Detection)
- Electronics: DAE4 Sn353; Calibrated: 19/04/2012
- Phantom: Barski Industries; Type: Fiberglass Planar; Serial: 03-01
- Measurement SW: DASY4, V4.7 Build 80; Postprocessing SW: SEMCAD, V1.8 Build 186

Area Scan (6x21x1): Measurement grid: dx=15mm, dy=15mm
Maximum value of SAR (measured) = 10.4 mW/g
Zoom Scan (5x5x7)/Cube 0: Measurement grid: dx=7.5mm, dy=7.5mm, dz=5mm
Reference Value = 106.3 V/m; Power Drift = -0.566 dB
Peak SAR (extrapolated) = 13.9 W/kg
SAR(1 g) = 9.35 mW/g; SAR(10 g) = 6.61 mW/g
Maximum value of SAR (measured) = 9.91 mW/g

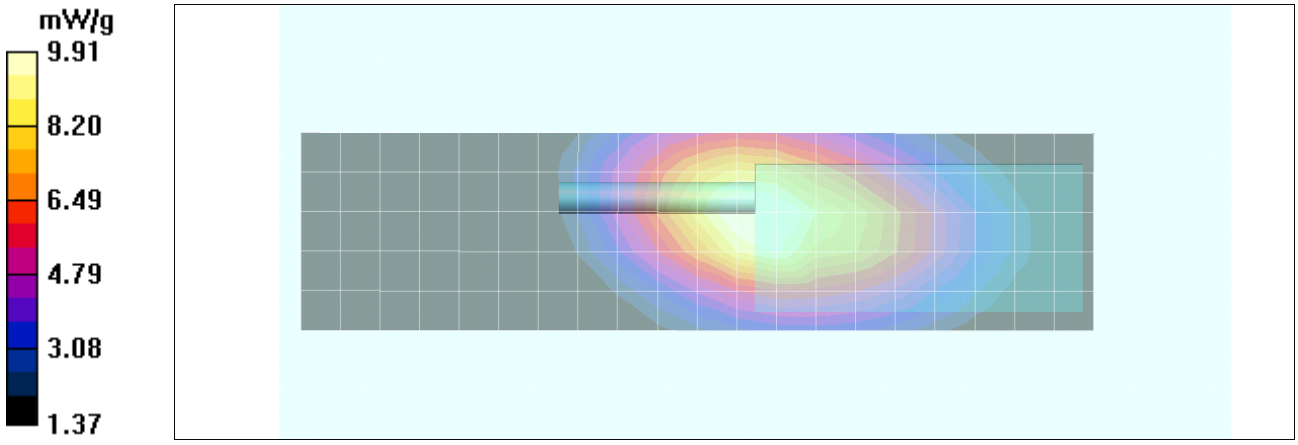

2012 Celltech Labs Inc. This document is not to be reproduced in whole or in part without the prior written permission of Celltech Labs Inc.

Z-Axis Scan

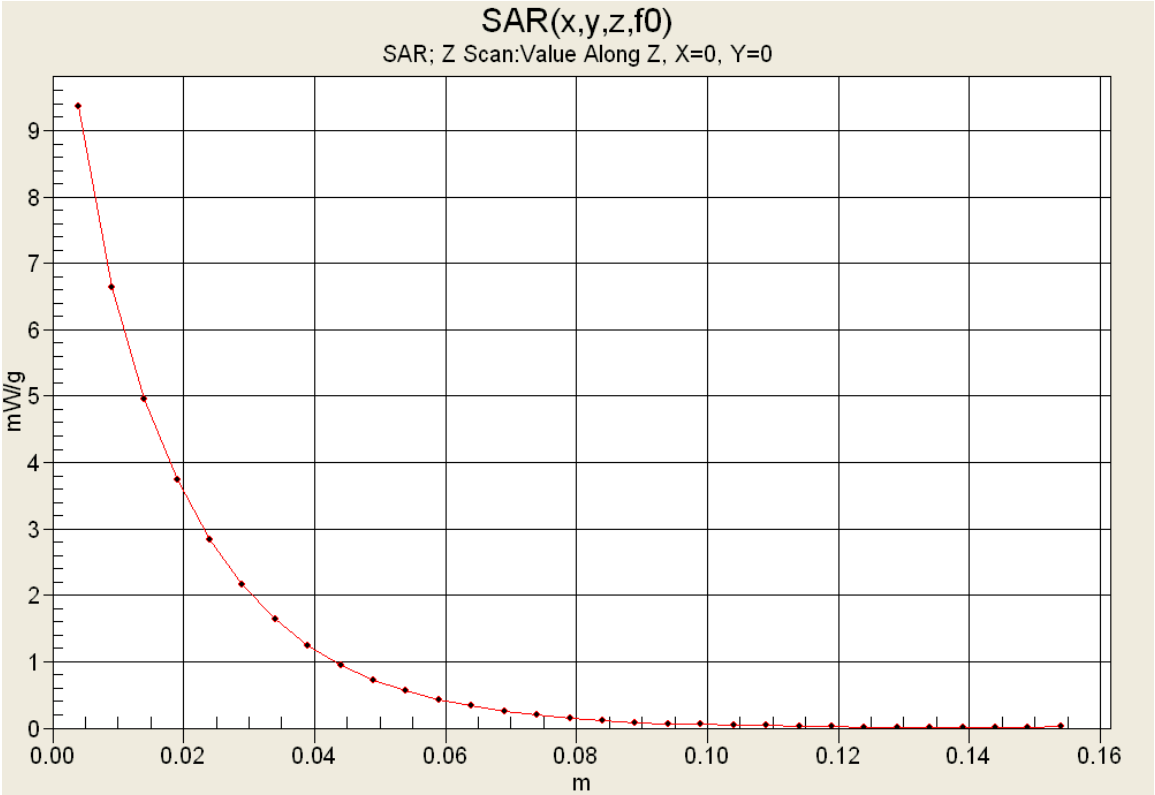

2012 Celltech Labs Inc. This document is not to be reproduced in whole or in part without the prior written permission of Celltech Labs Inc.

Body SAR Plot B16

Date Tested: 08/30/2012

DUT: Kenwood TK-3402-P; Type: Portable FM UHF PTT Radio Transceiver; Serial: 0421

Program Notes: Ambient Temp: 23.0C; Fluid Temp: 23.8C; Barometric Pressure: 101.1 kPa; Humidity: 30%

Communication System: UHF 400-512
Frequency: 455 MHz; Duty Cycle: 1:1
Medium: M450 Medium parameters used (interpolated): f = 455 MHz; σ = 0.94 mho/m; ε_r = 56.1; ρ = 1000 kg/m^3

- Probe: ET3DV6 - SN1590; ConvF(7.93, 7.93, 7.93); Calibrated: 24/04/2012
- Sensor-Surface: 4mm (Mechanical Surface Detection (Locations From Previous Scan Used))Sensor-Surface: 4mm (Mechanical Surface Detection)
- Electronics: DAE4 Sn353; Calibrated: 19/04/2012
- Phantom: Barski Industries; Type: Fiberglass Planar; Serial: 03-01
- Measurement SW: DASY4, V4.7 Build 80; Postprocessing SW: SEMCAD, V1.8 Build 186

Area Scan (6x21x1): Measurement grid: dx=15mm, dy=15mm
Info: Interpolated medium parameters used for SAR evaluation.
Maximum value of SAR (measured) = 10.1 mW/g
Zoom Scan (5x5x7)/Cube 0: Measurement grid: dx=7.5mm, dy=7.5mm, dz=5mm
Reference Value = 108.6 V/m; Power Drift = -0.891 dB
Peak SAR (extrapolated) = 13.3 W/kg
SAR(1 g) = 8.97 mW/g; SAR(10 g) = 6.37 mW/g
Info: Interpolated medium parameters used for SAR evaluation.
Maximum value of SAR (measured) = 9.47 mW/g

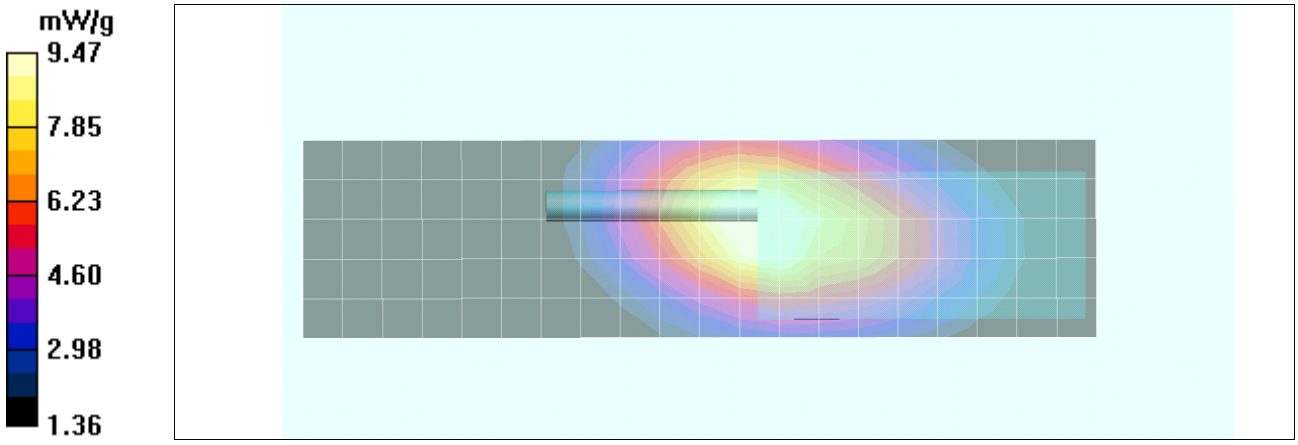

2012 Celltech Labs Inc. This document is not to be reproduced in whole or in part without the prior written permission of Celltech Labs Inc.

Body SAR Plot B17

Date Tested: 08/30/2012

DUT: Kenwood TK-3402-P; Type: Portable FM UHF PTT Radio Transceiver; Serial: 0421

Program Notes: Ambient Temp: 23.0C; Fluid Temp: 23.8C; Barometric Pressure: 101.1 kPa; Humidity: 30%

Communication System: UHF 400-512
Frequency: 455 MHz; Duty Cycle: 1:1
Medium: M450 Medium parameters used (interpolated): f = 455 MHz; σ = 0.94 mho/m; ε_r = 56.1; ρ = 1000 kg/m^3

- Probe: ET3DV6 - SN1590; ConvF(7.93, 7.93, 7.93); Calibrated: 24/04/2012
- Sensor-Surface: 4mm (Mechanical Surface Detection (Locations From Previous Scan Used))Sensor-Surface: 4mm (Mechanical Surface Detection)
- Electronics: DAE4 Sn353; Calibrated: 19/04/2012
- Phantom: Barski Industries; Type: Fiberglass Planar; Serial: 03-01
- Measurement SW: DASY4, V4.7 Build 80; Postprocessing SW: SEMCAD, V1.8 Build 186

Area Scan (6x21x1): Measurement grid: dx=15mm, dy=15mm
Info: Interpolated medium parameters used for SAR evaluation.
Maximum value of SAR (measured) = 10.3 mW/g
Zoom Scan (5x5x7)/Cube 0: Measurement grid: dx=7.5mm, dy=7.5mm, dz=5mm
Reference Value = 108.7 V/m; Power Drift = -0.902 dB
Peak SAR (extrapolated) = 13.0 W/kg
SAR(1 g) = 8.93 mW/g; SAR(10 g) = 6.41 mW/g
Info: Interpolated medium parameters used for SAR evaluation.
Maximum value of SAR (measured) = 9.41 mW/g

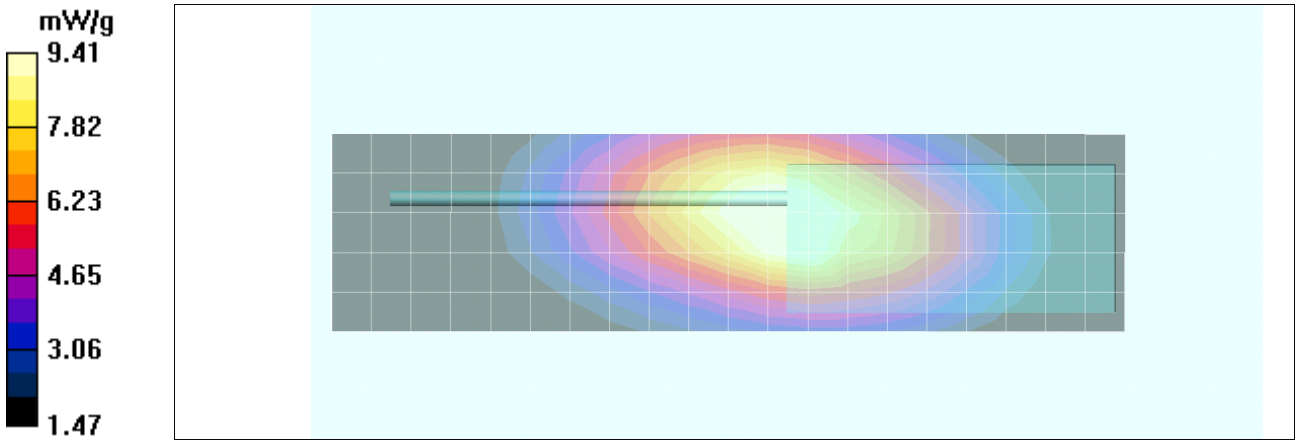

2012 Celltech Labs Inc. This document is not to be reproduced in whole or in part without the prior written permission of Celltech Labs Inc.

Body SAR Plot A1

Date Tested: 10/09/2012

DUT: Kenwood TK-3402-P; Type: Portable FM UHF PTT Radio Transceiver; Serial: 0421

Program Notes: Ambient Temp: 22.0C; Fluid Temp: 21.7C; Barometric Pressure: 101.1 kPa; Humidity: 30%

Communication System: UHF 400-512
Frequency: 470 MHz; Duty Cycle: 1:1
Medium: M450 Medium parameters used: f = 470 MHz; σ = 0.92 mho/m; ε_r = 55.7; ρ = 1000 kg/m^3

- Probe: ET3DV6 - SN1590; ConvF(7.93, 7.93, 7.93); Calibrated: 24/04/2012
- Sensor-Surface: 4mm (Mechanical Surface Detection (Locations From Previous Scan Used))Sensor-Surface: 4mm (Mechanical Surface Detection)
- Electronics: DAE4 Sn353; Calibrated: 19/04/2012
- Phantom: Barski Industries; Type: Fiberglass Planar; Serial: 03-01
- Measurement SW: DASY4, V4.7 Build 80; Postprocessing SW: SEMCAD, V1.8 Build 186

Area Scan (6x14x1): Measurement grid: dx=15mm, dy=15mm
Maximum value of SAR (measured) = 9.80 mW/g
Zoom Scan (5x5x7)/Cube 0: Measurement grid: dx=7.5mm, dy=7.5mm, dz=5mm
Reference Value = 103.5 V/m; Power Drift = -0.514 dB
Peak SAR (extrapolated) = 13.9 W/kg
SAR(1 g) = 9.26 mW/g; SAR(10 g) = 6.52 mW/g
Maximum value of SAR (measured) = 9.75 mW/g

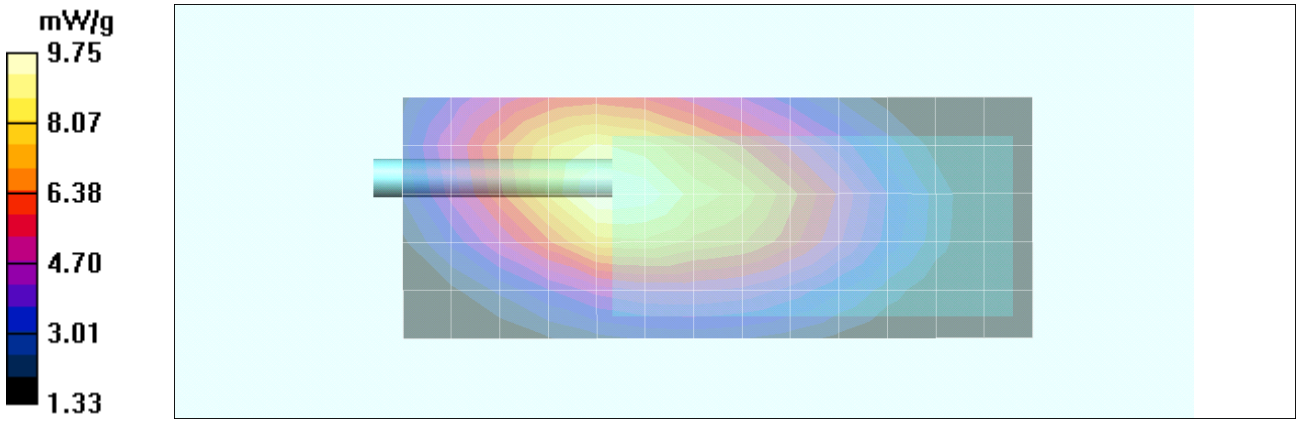

Z-Axis Scan

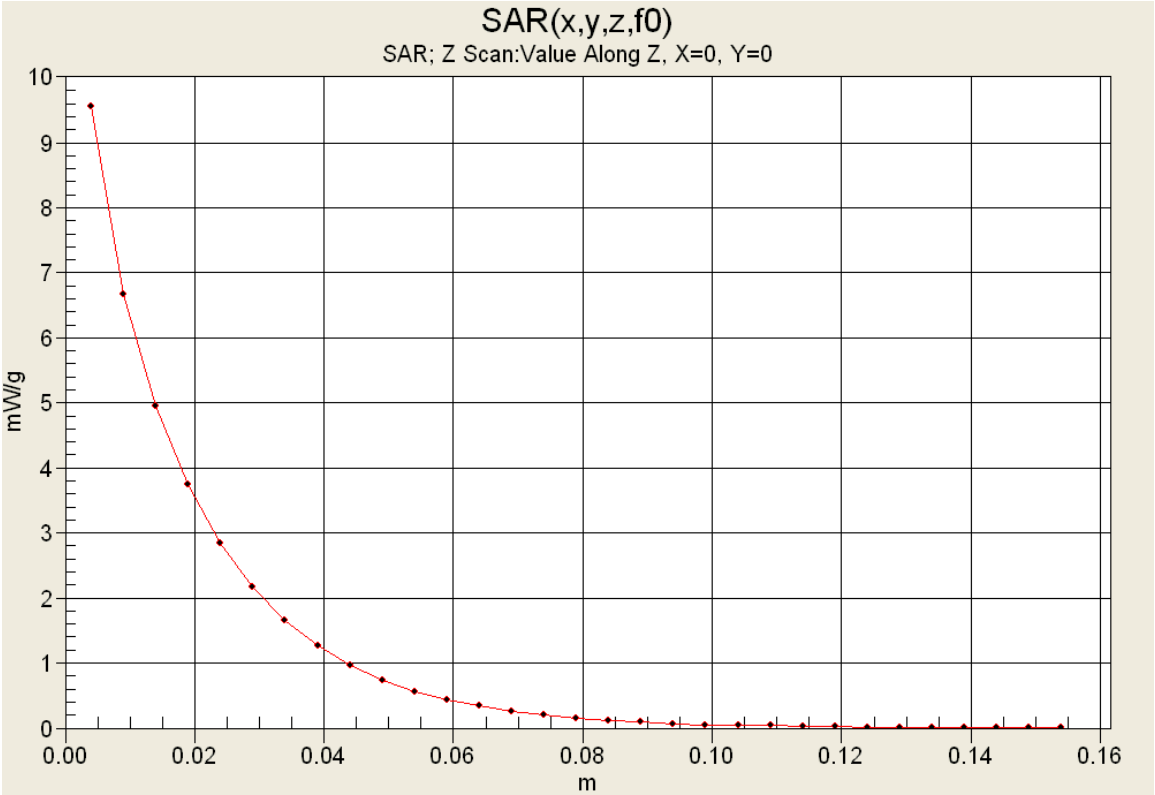

2012 Celltech Labs Inc. This document is not to be reproduced in whole or in part without the prior written permission of Celltech Labs Inc.

Body SAR Plot A2

Date Tested: 10/09/2012

DUT: Kenwood TK-3402-P; Type: Portable FM UHF PTT Radio Transceiver; Serial: 0421

Program Notes: Ambient Temp: 22.0C; Fluid Temp: 21.7C; Barometric Pressure: 101.1 kPa; Humidity: 30%

Communication System: UHF 400-512
Frequency: 470 MHz; Duty Cycle: 1:1
Medium: M450 Medium parameters used: f = 470 MHz; σ = 0.92 mho/m; ε_r = 55.7; ρ = 1000 kg/m^3

- Probe: ET3DV6 - SN1590; ConvF(7.93, 7.93, 7.93); Calibrated: 24/04/2012
- Sensor-Surface: 4mm (Mechanical Surface Detection (Locations From Previous Scan Used))Sensor-Surface: 4mm (Mechanical Surface Detection)
- Electronics: DAE4 Sn353; Calibrated: 19/04/2012
- Phantom: Barski Industries; Type: Fiberglass Planar; Serial: 03-01
- Measurement SW: DASY4, V4.7 Build 80; Postprocessing SW: SEMCAD, V1.8 Build 186

Area Scan (6x14x1): Measurement grid: dx=15mm, dy=15mm
Maximum value of SAR (measured) = 8.77 mW/g
Zoom Scan (5x5x7)/Cube 0: Measurement grid: dx=7.5mm, dy=7.5mm, dz=5mm
Reference Value = 103.1 V/m; Power Drift = -0.440 dB
Peak SAR (extrapolated) = 12.9 W/kg
SAR(1 g) = 8.53 mW/g; SAR(10 g) = 5.99 mW/g
Maximum value of SAR (measured) = 8.99 mW/g



2012 Celltech Labs Inc. This document is not to be reproduced in whole or in part without the prior written permission of Celltech Labs Inc.

Body SAR Plot A3

Date Tested: 10/10/2012

DUT: Kenwood TK-3402-P; Type: Portable FM UHF PTT Radio Transceiver; Serial: 0421

Program Notes: Ambient Temp: 22.0C; Fluid Temp: 21.6C; Barometric Pressure: 101.1 kPa; Humidity: 30%

Communication System: UHF 400-512
Frequency: 470 MHz; Duty Cycle: 1:1
Medium: M450 Medium parameters used: f = 470 MHz; σ = 0.92 mho/m; ε_r = 55.7; ρ = 1000 kg/m^3

- Probe: ET3DV6 - SN1590; ConvF(7.93, 7.93, 7.93); Calibrated: 24/04/2012
- Sensor-Surface: 4mm (Mechanical Surface Detection (Locations From Previous Scan Used))Sensor-Surface: 4mm (Mechanical Surface Detection)
- Electronics: DAE4 Sn353; Calibrated: 19/04/2012
- Phantom: Barski Industries; Type: Fiberglass Planar; Serial: 03-01
- Measurement SW: DASY4, V4.7 Build 80; Postprocessing SW: SEMCAD, V1.8 Build 186

Area Scan (6x15x1): Measurement grid: dx=15mm, dy=15mm
Maximum value of SAR (measured) = 9.52 mW/g
Zoom Scan (5x5x7)/Cube 0: Measurement grid: dx=7.5mm, dy=7.5mm, dz=5mm
Reference Value = 106.1 V/m; Power Drift = -0.597 dB
Peak SAR (extrapolated) = 13.3 W/kg
SAR(1 g) = 8.87 mW/g; SAR(10 g) = 6.25 mW/g
Maximum value of SAR (measured) = 9.40 mW/g



2012 Celltech Labs Inc. This document is not to be reproduced in whole or in part without the prior written permission of Celltech Labs Inc.

Body SAR Plot A4

Date Tested: 10/10/2012

DUT: Kenwood TK-3402-P; Type: Portable FM UHF PTT Radio Transceiver; Serial: 0421

Program Notes: Ambient Temp: 22.0C; Fluid Temp: 21.6C; Barometric Pressure: 101.1 kPa; Humidity: 30%

Communication System: UHF 400-512
Frequency: 470 MHz; Duty Cycle: 1:1
Medium: M450 Medium parameters used: f = 470 MHz; σ = 0.92 mho/m; ε_r = 55.7; ρ = 1000 kg/m^3

- Probe: ET3DV6 - SN1590; ConvF(7.93, 7.93, 7.93); Calibrated: 24/04/2012
- Sensor-Surface: 4mm (Mechanical Surface Detection (Locations From Previous Scan Used))Sensor-Surface: 4mm (Mechanical Surface Detection)
- Electronics: DAE4 Sn353; Calibrated: 19/04/2012
- Phantom: Barski Industries; Type: Fiberglass Planar; Serial: 03-01
- Measurement SW: DASY4, V4.7 Build 80; Postprocessing SW: SEMCAD, V1.8 Build 186

Area Scan (6x15x1): Measurement grid: dx=15mm, dy=15mm
Maximum value of SAR (measured) = 9.66 mW/g
Zoom Scan (5x5x7)/Cube 0: Measurement grid: dx=7.5mm, dy=7.5mm, dz=5mm
Reference Value = 107.1 V/m; Power Drift = -0.546 dB
Peak SAR (extrapolated) = 13.7 W/kg
SAR(1 g) = 9.14 mW/g; SAR(10 g) = 6.44 mW/g

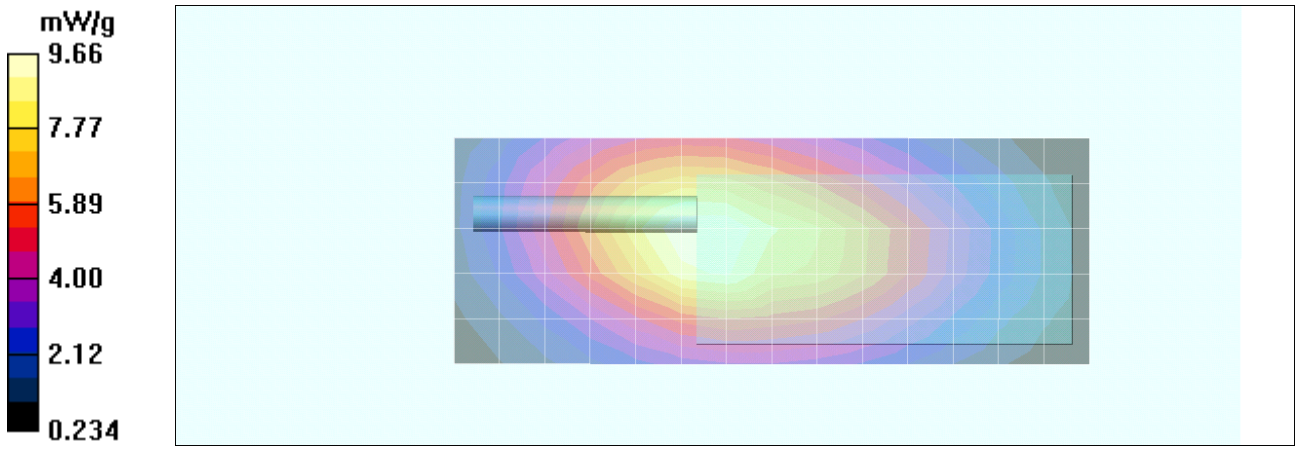

2012 Celltech Labs Inc. This document is not to be reproduced in whole or in part without the prior written permission of Celltech Labs Inc.

Z-Axis Scan

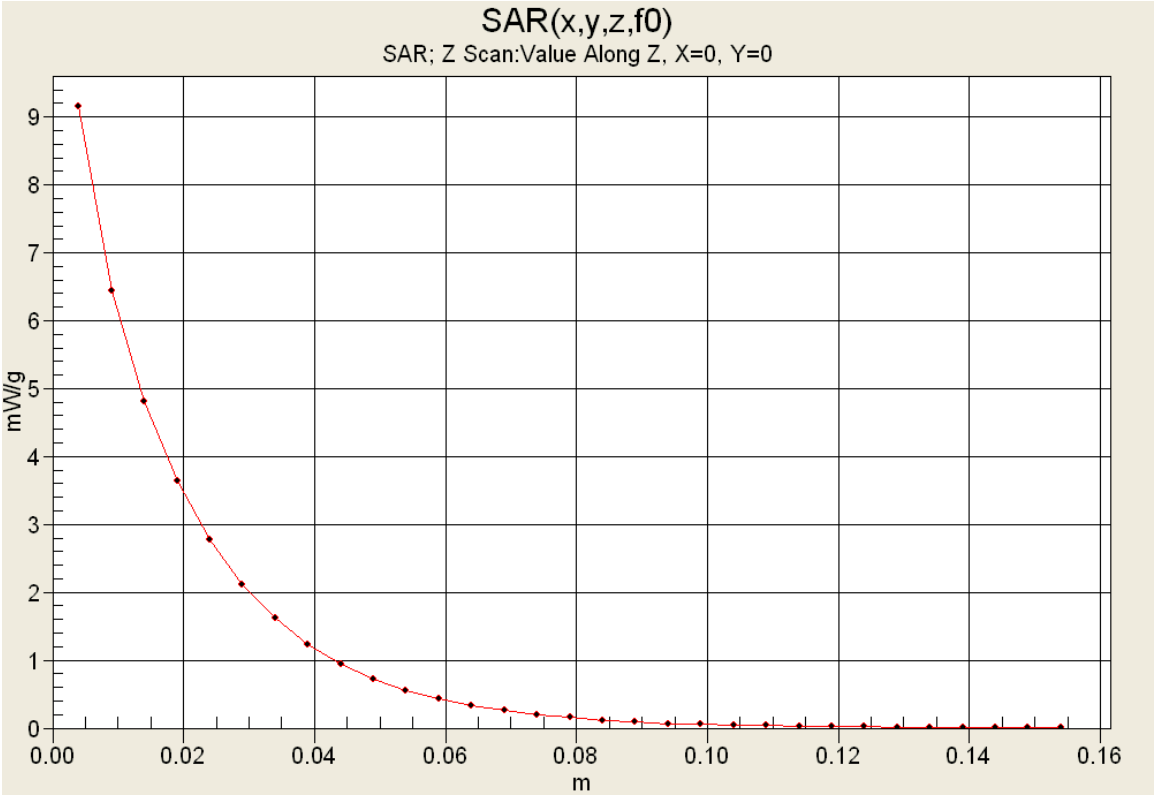

2012 Celltech Labs Inc. This document is not to be reproduced in whole or in part without the prior written permission of Celltech Labs Inc.