4. INTERNAL PHOTOS

4.1 Exterior views of Antennas

Figure 8: Exterior views of Slot antenna

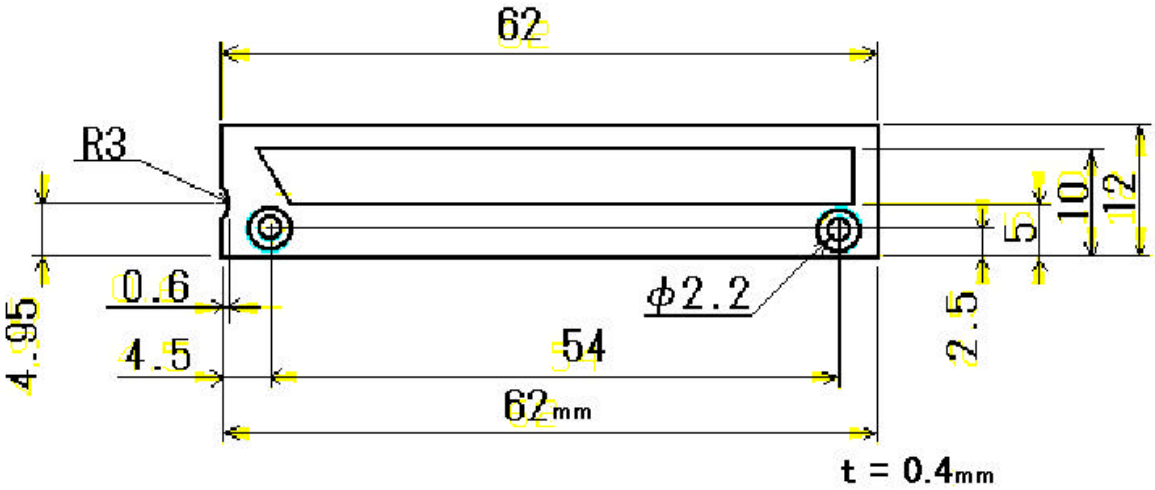



Figure 9: Exterior views of Inverted F-figure type antenna

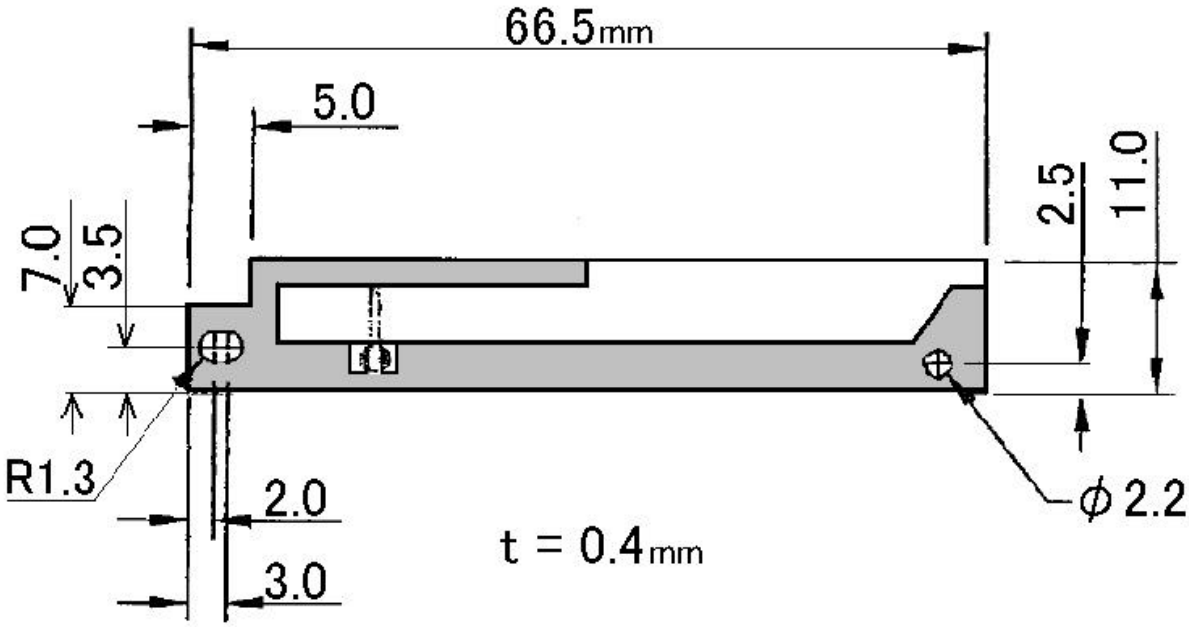



4.2 Antenna locations in LCD panel

Figure 10: Diversity Antennas mounted in 12 inch LC

Inverted F antenna

Slot antenna



Figure 11: Diversity Antennas mounted in 13 inch LCD

Inverted F antenna

Slot antenna



4.3 Exterior view of Wireless-LAN card

Figure 12: Top side views of IEEE802.11b Wireless-LAN mini-PCI card

With metallic shielding covers



Without metallic shielding covers



Figure 13: Back side views of IEEE802.11b Wireless-LAN mini-PCI card

With metallic shielding covers



Without metallic shielding covers