Test Setup Photos

EMI Radiated - Semi-anechoic Chamber #2

EMI - Radiated Measurement Photos

FCC	IC		
15.205 / 209	**6.2.1 / 6.3**	General Field Strength Limits (Restricted Bands and Radiated Emission Limits)	Tx
15.209	**7.3**	General Field Strength Limits (Radiated Emission Limits)	Rx



EMI - Conducted Measurement Photos

FCC	IC		
15.207	**6.6**	AC Wireline Conducted emissions	Tx
15.207	**7.4**	AC Wireline Conducted emissions	Rx

Conducted Measurement Photos

FCC	IC	Measurement Items		IEEE802.11b	Buetooth
15.247(a)(1)	6.2.2(o)(a1)	Carrier Frequency Separation	Tx		O
	6.2.2(o)(a3)	Number of Hopping Frequencies			O
		20 dB Bandwidth per 1 hopping			O
		Dwell time			O
(f)	(o)(c2)	Hybrid Dwell time			O
15.247(a)(2)	5.9.1	Bandwidth at 6 dB blow		O	
15.247(b)(1)	6.2.2(o)(a3)	Peak output power			O
	(o)(b)			O	
15.247(c)	5.9.1 6.2.2(o)(e1)	Occupied BW (or Band-edge) Out of Band Emissions (Bandwidth at 20 dB blow)		O	O
15.247(d)	6.2.2(o)(b)	Transmitter power density		O	
(f)	(o)(c2)	Hybrid transmitter power density			O

EMI Semi-anechoic Chamber #2, Operation Room

WLAN Test





Bluetooth Test