# ELECTROMAGNETIC EMISSIONS COMPLIANCE REPORT
# CERTIFICATION TO FCC PART 15 REQUIREMENTS

*for*

**INTENTIONAL RADIATOR**

**49MHz RADIO CONTROL TRANSMITTER**

**MODEL NO: 91454-49T**

**BRAND NAME: TYCO R/C-6V FORD FOCUS**

**FCC ID NO: APB91454-02A4T**

**REPORT NO: 02U1207-1**

**ISSUE DATE: APRIL 4, 2002**

*Prepared for*
**MATTEL MT. LAUREL**
**6000 MIDATLANTIC DRIVE**
**MOUNT LAUREL, NJ 08054**
**USA**

*Prepared by*
**COMPLIANCE CERTIFICATION SERVICES**
**561 F MONTEREY ROAD**
**MORGAN HILL, CA 95037, USA**
**TEL: (408) 463-0885**
**FAX: (408) 463-0888**

# TABLE OF CONTENTS PAGE

**1.VERIFICATION OF COMPLIANCE.....3**

**2.PRODUCT DESCRIPTION.....4**

**3.TEST FACILITY.....4**

**4.MEASUREMENT STANDARDS.....4**

**5.TEST METHODOLOGY.....4**

**6.MEASUREMENT EQUIPMENT USED.....5**

**7.TEST PROCEDURES AND TEST RESULTS.....6**

RADIATED EMISSION TEST: ( 15.235 (A)).....6
RADIATED EMISSION TEST: ( 15.235 (B)).....6

**9.APPENDIX.....13**

EUT PHOTOGRAPHS.....13
SCHEMATICS.....17
BLOCK DIAGRAM.....17
USER'S MANUAL.....17



COMPLIANCE ENGINEERING SERVICES, INC. CCS DOCUMENT NO:CCSUP4026B
561 F MONTEREY ROAD, MORGAN HILL, CA 95037, USA TEL:(408)463-0885 FAX:(408)463-0888

***This report shall not be reproduced except in full, without the written approval of CCS.***

# 1.VERIFICATION OF COMPLIANCE

| | | |
|---|---|---|
| COMPANY NAME | : | MATTEL MT. LAUREL<br>6000 MIDATLANTIC DRIVE<br>MOUNT LAUREL, NJ 08054<br>USA |
| CONTACT PERSON | : | FRANK WINKLER, SENIOR PROJECT ENGINEER |
| TELEPHONE NO. | : | (856) 840-1259 |
| EUT DESCRIPTION | : | 49MHz RADIO CONTROL TRANSMITTER |
| MODEL NAME/NUMBER | : | 91454-049T |
| BRAND NAME | : | TYCO R/C-6V FORD FOCUS |
| SERIAL NUMBER | : | N/A |
| FCC ID | : | APB91454-02A4T |
| DATE TESTED | : | APRIL 1, 2002 |
| REPORT NUMBER | : | 02U1207-1 |

| | |
|---|---|
| TYPE OF EQUIPMENT | RADIO CONTROL |
| EQUIPMENT TYPE | 49.86 MHz TRANSMITTER |
| MEASUREMENT PROCEDURE | ANSI 63.4 / 1992 |
| LIMIT TYPE | CERTIFICATION |
| FCC RULE | CFR 47, PART 15 SUBPART C |

The above equipment was tested by Compliance Engineering Services, Inc. for compliance with the requirements set forth in CFR 47, PART 15 SUBPART C. This said equipment in the configuration described in this report shows that maximum emission levels emanating from equipment are within the compliance requirements.
**Warning** : This document reports conditions under which testing was conducted and results of tests performed. This document may not be altered or revised in any way unless done so by Compliance Certification Services and all revisions are duly noted in the revisions section. Any alteration of this document not carried out by Compliance Certification will constitute fraud and shall nullify the document.

Tested By:

KERWIN CORPUZ
ASSOCIATE EMC ENGINEER
COMPLIANCE CERTIFICATION SERVICES

Reviewed & Released For CCS By:

MIKE HECKROTTE
EMC CHIEF ENGINEER
COMPLIANCE CERTIFICATION SERVICES




***This report shall not be reproduced except in full, without the written approval of CCS.***

## 2.PRODUCT DESCRIPTION

The 6V Ford Focua transmitter is a full function radio control transmitter for controlling the Movement of a toy car. It is powered by a 9V battert and operates at a single fixed frequency of 49.860MHz. The transmitter has two control buttons. The left button is for forward or reverse control. The right button is for left or right control. This Tx will be used with Rx FCC Number APB95086-00A4R, prviously tested.

| | |
|---|---|
| CHASSIS TYPE | **PLASTIC** |
| Fundamental Frequency | **49.86 MHz** |
| Power Requirement | **9VOLT BATTERY** |
| Type of Transmission | **CONTINUOUS** |
| Antenna Requirement | **PERMANENTLY ATTACHED** |
| Usage | **TOY** |
| No. of Channel | **1** |
| NO. OF LAYER | **1** |
| Associated Receiver | **APB95086-00A4R** |

## 3.TEST FACILITY

The 3/10/30 meter open area test site and conducted measurement facility used to collect the radiated data is located at 561F Monterey Road, Morgan Hill, California, U.S.A. A detailed description of the test facility was submitted to the Commission on May 27, 1994.

## 4.MEASUREMENT STANDARDS

The site is constructed and calibrated in conformance with the requirements of ANSI C63.4/1992.

## 5.TEST METHODOLOGY

For an intentional radiator, the spectrum shall be investigated from the lowest radio frequency signal generated in the device, without going below 9 KHz, up to at least the tenth harmonic of the highest fundamental frequency or to 40 GHz, whichever is lower. (CFR 47 Section 15.33)



COMPLIANCE ENGINEERING SERVICES, INC. CCS DOCUMENT NO:CCSUP4026B
561 F MONTEREY ROAD, MORGAN HILL, CA 95037, USA TEL:(408)463-0885 FAX:(408)463-0888

***This report shall not be reproduced except in full, without the written approval of CCS.***

# 6.MEASUREMENT EQUIPMENT USED

| TEST EQUIPMENTS LIST | | | | |
|---|---|---|---|---|
| **Name of Equipment** | **Manufacturer** | **Model No.** | **Serial No.** | **Due Date** |
| **EMC Receiver (9K-26.5GHz)** | **HP** | **8593EM** | **3710A00205** | **6/20/02** |
| **Antenna Bilog** | **Chase EMC Ltd.** | **CBL6112** | **2049** | **3/29/03** |
| **Pre-Amplifier,25 dB** | **HP0.1-1300MHz** | **8447D (P_1M)** | **2944A06833** | **8/21/02** |



COMPLIANCE ENGINEERING SERVICES, INC. CCS DOCUMENT NO:CCSUP4026B
561 F MONTEREY ROAD, MORGAN HILL, CA 95037, USA TEL:(408)463-0885 FAX:(408)463-0888

***This report shall not be reproduced except in full, without the written approval of CCS.***

# 7.TEST PROCEDURES AND TEST RESULTS

## RADIATED EMISSION TEST: ( 15.235 (a))

Test Procedure

1. The EUT was placed on a wooden table on the outdoor ground plane. The search antenna was placed 3 meter from the EUT. The EUT was placed in X, Y, and Z position to simulate the actual usage.

2. The turntable was slowly rotated to locate the direction of maximum emission at each EUT position. Once the maximum direction and EUT position was determined, the search antenna was raised and lowered in both vertical and horizontal polarization. The maximum readings so obtained are recorded in the data list below.

Test Result: Peak emission was under average limit. Refer to attached plot and spreadsheet.

## RADIATED EMISSION TEST: ( 15.235 (b))

Test Requirement: The field strength between the band edges and up to 10kHz above and below the band edges shall be attenuated at least 26 dB below the level of the unmodulated carrier or to the general limits in 15.209, which permits the higher emission levels. All emissions more than 10KHz from the band edges shall be below the levels specified in 15.209.

Test Procedure:

1. The EUT was placed on a wooden table on the outdoor ground plane. The search antenna was placed 3 meter from the EUT. The EUT was placed in X, Y, and Z position to simulate the actual usage.

2. The turntable was slowly rotated to locate the direction of the maximum emission. Once the maximum direction was determined, the search antenna was raised and lowered in both vertical and horizontal polarizations. Maximum emissions were then recorded. For band edge measurements plots were taken. All plots were offset for cable loss, amplifier gain, antenna factor, etc.

3. In the position and orientation of maximum emission a plot was taken using 100KHz RES B/W and 100KHz VID B/W, Start frequency 49.81MHz, Stop frequency 49.91MHz. The marker function shows the peak emission level.

4. In the same position and orientation as step 3 a plot was taken using 30KHz RES B/W and 30KHz VID B/W, Start frequency 49.81MHz, Stop frequency 49.91MHz. The marker function shows the peak emission level.



COMPLIANCE ENGINEERING SERVICES, INC. CCS DOCUMENT NO:CCSUP4026B
561 F MONTEREY ROAD, MORGAN HILL, CA 95037, USA TEL:(408)463-0885 FAX:(408)463-0888
***This report shall not be reproduced except in full, without the written approval of CCS.***

5. In the same position and orientation as step 3 a plot was taken using 10KHz RES B/W and 10KHz VID B/W, Start frequency 49.81MHz, Stop frequency 49.91MHz. The marker function shows the peak emission level.

6. The peak carrier level did not change using 100KHz, 30KHz and 10KHz RES B/Ws. The 10KHz RES B/W plot is used to show compliance to the 15.209 limits in the 10KHz band edges.

Test results: All emissions were under specified limits. Refer to attached plots and tabular data sheet.



COMPLIANCE ENGINEERING SERVICES, INC. CCS DOCUMENT NO:CCSUP4026B
561 F MONTEREY ROAD, MORGAN HILL, CA 95037, USA TEL:(408)463-0885 FAX:(408)463-0888

***This report shall not be reproduced except in full, without the written approval of CCS.***

COMPLIANCE Certification Services
FCC, VCCI, CISPR, CE, AUSTEL, NZ
UL, CSA, TUV, BSMI, DHHS, NVLAP
561F MONTEREY ROAD, SAN JOSE, CA 95037-9001
PHONE: (408) 463-0885 FAX: (408) 463-0888

*Project #:* 02U1207-1
*Report #:* 020404A3
*Date& Time:* 04/04/02 2:12 PM
*Test Engr:* Kerwin Corpuz

*Company:* MATTEL
*EUT Description:* 49MHz Tx (M/N: TYCO R/C 6V Ford Focus)
*Test Configuration :* EUT only
*Type of Test:* FCC 15.235
*Mode of Operation:* Transmitting

A-Site B-Site C-Site F-Site 6 Worst Data

04/04/02

| Freq. (MHz) | Reading (dBuV) | AF (dB) | Closs (dB) | Pre-amp (dB) | Level (dBuV/m) | Limit FCC_B | Margin (dB) | Pol (H/V) | Az (Deg) | Height (Meter) | Mark (P/Q/A) |
|---|---|---|---|---|---|---|---|---|---|---|---|
| 149.59 | 41.80 | 10.68 | 1.61 | 27.40 | 26.69 | 43.50 | -16.81 | 3mV | 180.00 | 1.60 | P |
| 42.45 | 43.80 | 11.00 | 0.86 | 27.64 | 28.03 | 40.00 | -11.97 | 3mV | 180.00 | 1.60 | P |
| 44.65 | 40.20 | 9.78 | 0.88 | 27.63 | 23.22 | 40.00 | -16.78 | 3mV | 180.00 | 1.60 | P |
| 56.66 | 44.90 | 6.76 | 0.99 | 27.62 | 25.03 | 40.00 | -14.97 | 3mV | 180.00 | 1.60 | P |
| 61.20 | 42.50 | 6.22 | 1.03 | 27.62 | 22.13 | 40.00 | -17.87 | 3mV | 180.00 | 1.60 | P |
| 144.38 | 50.60 | 10.94 | 1.60 | 27.43 | 35.71 | 43.50 | -7.79 | 3mV | 180.00 | 1.60 | P |
| 150.18 | 42.80 | 10.66 | 1.61 | 27.40 | 27.67 | 43.50 | -15.83 | 3mV | 180.00 | 1.60 | P |
| 151.14 | 43.60 | 10.63 | 1.62 | 27.40 | 28.46 | 43.50 | -15.04 | 3mV | 180.00 | 1.60 | P |
| 249.31 | 52.80 | 12.63 | 2.10 | 27.04 | 40.49 | 46.00 | -5.51 | 3mV | 180.00 | 1.60 | P |
| 299.17 | 53.40 | 13.88 | 2.40 | 27.06 | 42.62 | 46.00 | -3.38 | 3mV | 180.00 | 1.60 | P |
| 398.90 | 44.80 | 16.47 | 2.83 | 27.80 | 36.29 | 46.00 | -9.71 | 3mV | 180.00 | 1.00 | P |
| 448.76 | 39.90 | 17.31 | 3.04 | 28.10 | 32.16 | 46.00 | -13.84 | 3mV | 180.00 | 1.00 | P |
| 498.62 | 41.80 | 18.15 | 3.26 | 28.39 | 34.82 | 46.00 | -11.18 | 3mV | 180.00 | 1.00 | P |
| 598.30 | 44.10 | 19.22 | 3.52 | 28.56 | 38.28 | 46.00 | -7.72 | 3mV | 180.00 | 1.00 | P |
| 648.20 | 42.20 | 19.48 | 3.75 | 28.58 | 36.84 | 46.00 | -9.16 | 3mV | 180.00 | 1.00 | P |
| 698.06 | 40.70 | 19.72 | 3.98 | 28.60 | 35.80 | 46.00 | -10.20 | 3mV | 180.00 | 1.00 | P |

Total data #: 16
V.2a


***This report shall not be reproduced except in full, without the written approval of CCS.***

**Upper Bandedge Plot**

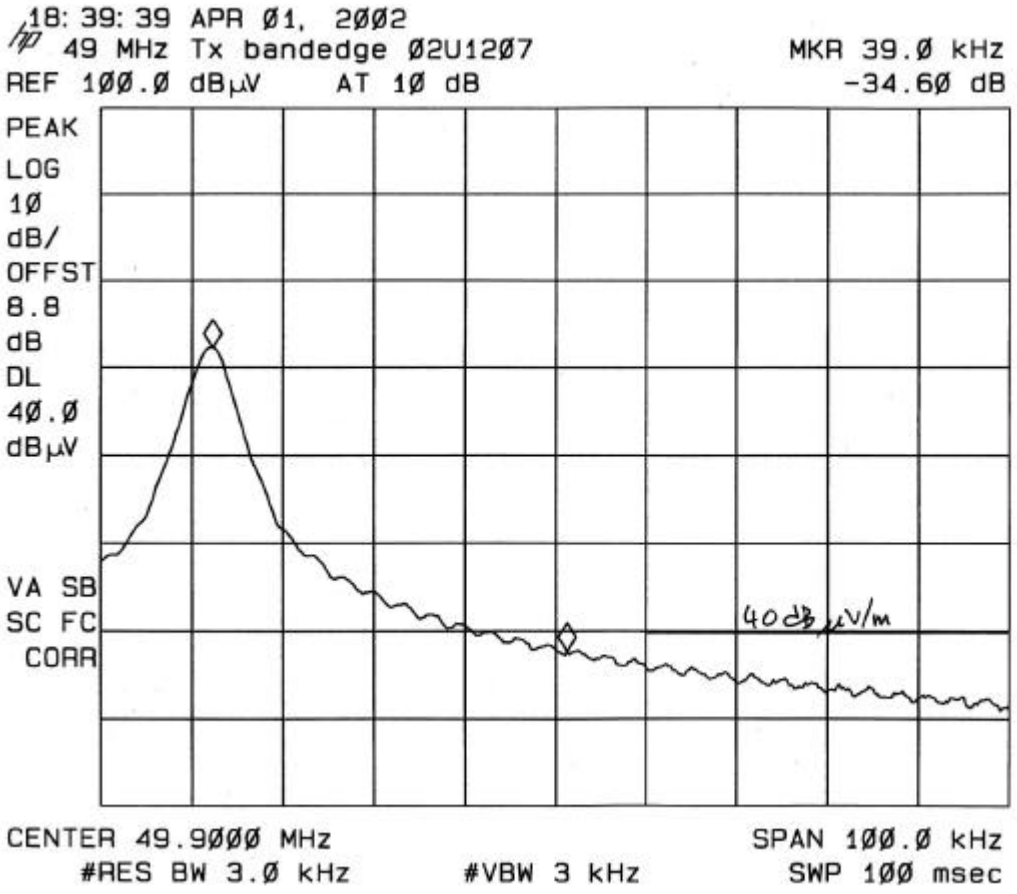





***This report shall not be reproduced except in full, without the written approval of CCS.***

**Lower Bandege Plot**

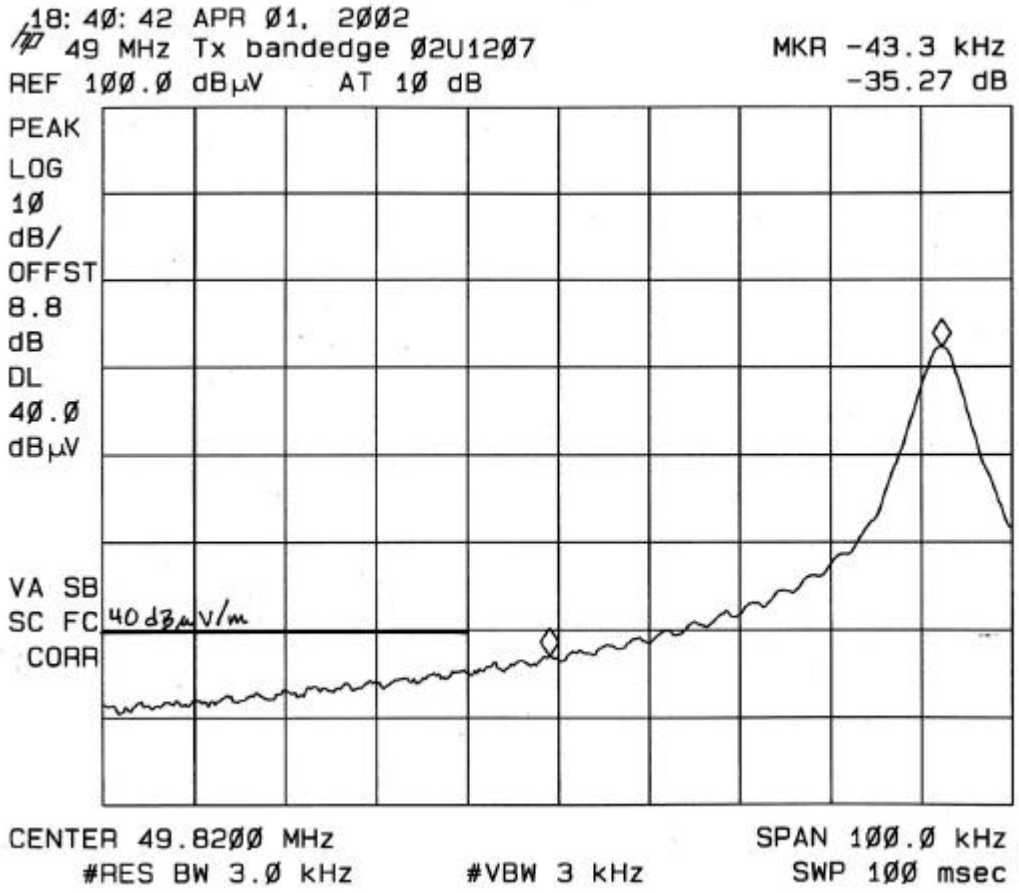





***This report shall not be reproduced except in full, without the written approval of CCS.***

**Fundamental Power Plot (Peak Reading Less than Average Limit)**

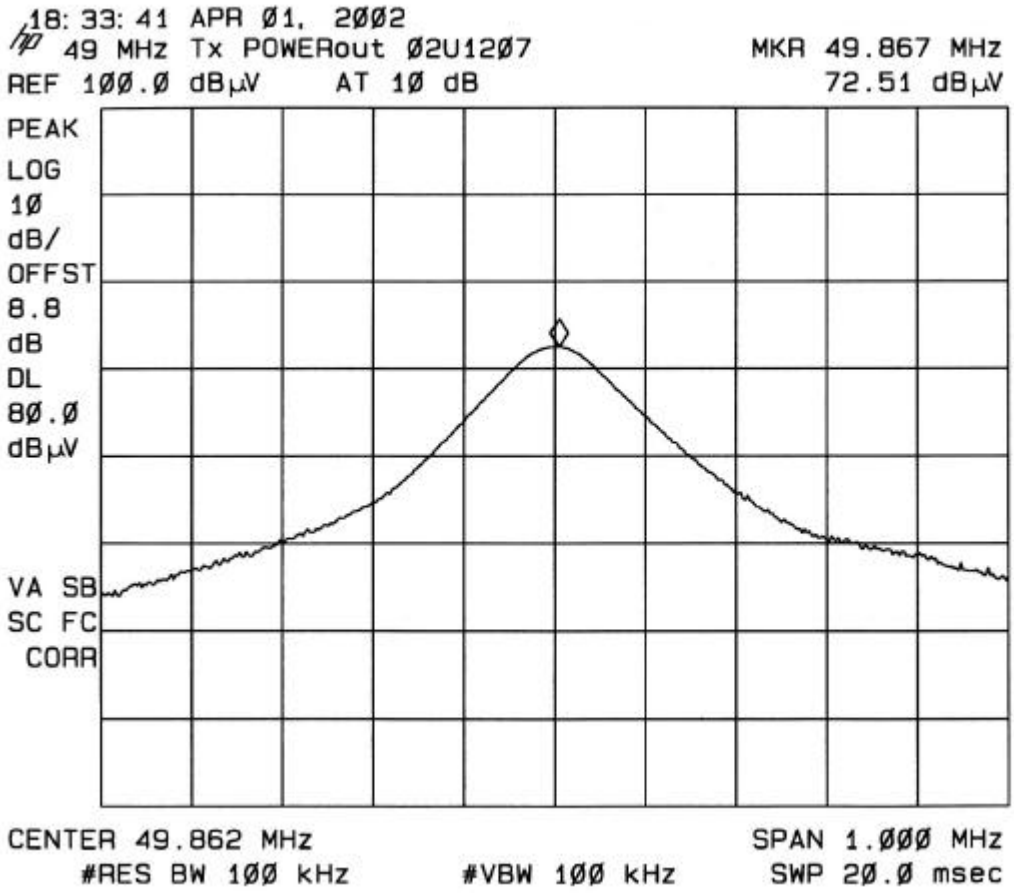





***This report shall not be reproduced except in full, without the written approval of CCS.***

# RADIATED EMISSION TEST SETUP PHOTOS



COMPLIANCE ENGINEERING SERVICES, INC. CCS DOCUMENT NO:CCSUP4026B
561 F MONTEREY ROAD, MORGAN HILL, CA 95037, USA TEL:(408)463-0885 FAX:(408)463-0888

***This report shall not be reproduced except in full, without the written approval of CCS.***

# 9.APPENDIX

## EUT PHOTOGRAPHS



COMPLIANCE ENGINEERING SERVICES, INC. CCS DOCUMENT NO:CCSUP4026B
561 F MONTEREY ROAD, MORGAN HILL, CA 95037, USA TEL:(408)463-0885 FAX:(408)463-0888
***This report shall not be reproduced except in full, without the written approval of CCS.***





COMPLIANCE ENGINEERING SERVICES, INC. CCS DOCUMENT NO:CCSUP4026B
561 F MONTEREY ROAD, MORGAN HILL, CA 95037, USA TEL:(408)463-0885 FAX:(408)463-0888

***This report shall not be reproduced except in full, without the written approval of CCS.***





COMPLIANCE ENGINEERING SERVICES, INC. CCS DOCUMENT NO:CCSUP4026B
561 F MONTEREY ROAD, MORGAN HILL, CA 95037, USA TEL:(408)463-0885 FAX:(408)463-0888

***This report shall not be reproduced except in full, without the written approval of CCS.***







COMPLIANCE ENGINEERING SERVICES, INC. CCS DOCUMENT NO:CCSUP4026B
561 F MONTEREY ROAD, MORGAN HILL, CA 95037, USA TEL:(408)463-0885 FAX:(408)463-0888

***This report shall not be reproduced except in full, without the written approval of CCS.***

## SCHEMATICS

Please refer to attached sheets.

## BLOCK DIAGRAM

Please refer to attached sheets.

## USER'S MANUAL

Please refer to attached sheets.



COMPLIANCE ENGINEERING SERVICES, INC. CCS DOCUMENT NO:CCSUP4026B
561 F MONTEREY ROAD, MORGAN HILL, CA 95037, USA TEL:(408)463-0885 FAX:(408)463-0888

***This report shall not be reproduced except in full, without the written approval of CCS.***