ELECTROMAGNETIC EMISSIONS COMPLIANCE REPORT
CERTIFICATION TO FCC PART 15 REQUIREMENTS

for

UNINTENTIONAL RADIATOR

49 MHz RADIO CONTROL SCOOTER
(RECEIVER)

MODEL NO: 97596-49R

BRAND NAME: TYCO R/C-STUNT SCOOTER

FCC ID NO: APB97596-01A4R

REPORT NO: 01U0946-4

DATE: AUGUST 31, 2001

Prepared for
MATTEL MT. LAUREL
6000 MIDATLANTIC AVENUE
MOUNT LAUREL, NJ 08054
USA

Prepared by
COMPLIANCE CERTIFICATION SERVICES
561 F MONTEREY ROAD
MORGAN HILL, CA 95037, USA
TEL: (408) 463-0885
FAX: (408) 463-0888

TABLE OF CONTENTS

1. VERIFICATION OF COMPLIANCE 3

2. PRODUCT DESCRIPTION 4

3. TEST FACILITY 4

4. MEASUREMENT EQUIPMENT USED 5

5. TEST CONFIGURATION 5

6. TESTS CONDUCTED 5

7. RADIATED EMISSION TEST PROCEDURE 6

8. COHERENT TESTS 6

9. EQUIPMENT MODIFICATIONS 7

10. TEST CONFIGURATION PHOTOS (RADIATED EMISSION TEST) 8

- TEST DATA
  - Coherent Emission Plot
  - Radiated Emission Data
- PROPOSED FCC ID LABEL FORMAT
- AUTHORIZATION LETTER
- SCHEMATIC DIAGRAM
- USER MANUAL
- EUT PHOTOGRAPHS

1. VERIFICATION OF COMPLIANCE

COMPANY NAME	:	MATTEL MT. LAUREL 6000 MIDATLANTIC AVENUE MOUNT LAUREL, NJ 08054 USA
CONTACT PERSON	:	FRANK WINKLER/SENIOR PROJECT ENGINEER
TELEPHONE NO.	:	(856) 840-1149
EUT DESCRIPTION	:	49 MHz RADIO CONTROL SCOOTER (RECEIVER)
MODEL NAME/NUMBER	:	97596-49R
BRAND NAME	:	TYCO R/C-STUNT SCOOTER
FCC ID	:	APB97596-01A4R
DATE TESTED	:	AUGUST 31, 2001
REPORT NUMBER	:	01U0946-4

TYPE OF EQUIPMENT	RADIO CONTROL RECEIVER (UNINTENTIONAL RADIATOR)
EQUIPMENT TYPE	49 MHz SUPERREGENERATE RECEIVER
MEASUREMENT PROCEDURE	ANSI 63.4 / 1992
LIMIT TYPE	CERTIFICATION
FCC RULE	CFR 47, PART 15.109

The above equipment was tested by Compliance Engineering Services, Inc. for compliance with the requirements set forth in CFR 47, PART 15. This said equipment in the configuration described in this report shows that maximum emission levels emanating from equipment are within the compliance requirements. **Warning**: This document reports conditions under which testing was conducted and results of tests performed. This document may not be altered or revised in any way unless done so by Compliance Certification Services and all revisions are duly noted in the revisions section. Any alteration of this document not carried out by Compliance Certification will constitute fraud and shall nullify the document.

Tested By:

MIKE ZHU
SENIOR EMC ENGINEER
COMPLIANCE CERTIFICATION SERVICES

Approved & Released For CCS By:

THU CHAN
SENIOR EMC ENGINNER
COMPLIANCE CERTIFICATION SERVICES

This report shall not be reproduced except in full, without the written approval of CCS. This document may be altered or revised by Compliance Certification Services personnel only, and shall be noted in the revision section of the document.

2. PRODUCT DESCRIPTION

MATTEL MT. LAUREL, Model TYCO R/C-STUNT SCOOTER is the receiving portion of a remote control toy. The associated Transmitter is manufactured by MATTEL MT. LAUREL, Model No 97576-27T, FCC ID APB97577-01A4T.

3. TEST FACILITY

The 3 meter open area test site and conducted measurement facility used to collect the radiated data is located at 561F Monterey Road, Morgan Hill, California, U.S.A. A detailed description of the test facilities was submitted to the Commission on May 27, 1994.

The measuring instrument, which was utilized in performing the tests documented herein, has been calibrated in accordance with the manufacturer's recommendations for utilizing calibration equipment, which is traceable to recognized national standards.

This report shall not be reproduced except in full, without the written approval of CCS. This document may be altered or revised by Compliance Certification Services personnel only, and shall be noted in the revision section of the document.

4. MEASUREMENT EQUIPMENT USED

TEST EQUIPMENTS LIST				
Name of Equipment	**Manufacturer**	**Model No.**	**Serial No.**	**Due Date**
Spectrum Analyzer	**HP 0.1K - 1.5GHz**	**8568B**	**2732A03661**	**5/10/02**
Spectrum Display	**HP**	**85662A**	**2816A16696**	**5/10/02**
Quasi Peak Adapter	**HP9K - 1GHz**	**85650A**	**2811A01155**	**5/10/02**
Pre-Amplifier,25 dB	**HP0.1 - 1300MHz**	**8447D (P8)**	**2944A06589**	**9/19/01**
Antenna, Bilog	**Schaffner-Chase30M-2GHz**	**CBL6112B**	**2586**	**12/11/01**
Signal Generator	**HP 10M - 20GHz**	**83732B**	**US34490599**	**3/21/02**

5. TEST CONFIGURATION

Set signal generator to transmit at 49 MHz. Adjusted generator level and frequency to get the maximum coherent and emission of the Eut. The receiver receives the signal. All the wires are placed on the turntable to their maximum length to simulate the worse emission condition.

6. TESTS CONDUCTED

CFR 47, 15.109 RADIATED EMISSION TESTS	CONDUCTED AT 3 METERS

COMPLIANCE CERTIFICATION SERVICES CCS DOCUMENT NO: CCSUP4021B
561 F MONTEREY, MORGAN HILL CA 95037 TEL:(408)463-0885 FAX:(408)463-0885
This report shall not be reproduced except in full, without the written approval of CCS. This document may be altered or revised by Compliance Certification Services personnel only, and shall be noted in the revision section of the document.

7. RADIATED EMISSION TEST PROCEDURE

The EUT and all other support equipment are placed on a wooden table 80 cm above the ground screen. Antenna to EUT distance is 3 meters. During the test, the table is rotated 360 degrees to maximize emissions and the antenna is positioned from 1 to 4 meters above the ground screen to further maximize emissions. The antenna is polarized in both vertical and horizontal positions.

Monitor the frequency range of interest at a fixed antenna height and EUT azimuth. Frequency span should be small enough to easily differentiate between broadcast stations and intermittent ambients. Rotate EUT 360 degrees to maximize emissions received from EUT. If emission increases by more than 1 dB, or if another emission appears that is greater by 1 dB, return to azimuth where maximum occurred and perform additional cable manipulation to further maximize received emission.

Move antenna up and down to further maximize suspected highest amplitude signal. If emission increased by 1 dB or more, or if another emission appears that is greater by 1dB or more, return to antenna height where maximum signal was observed and manipulate cables to produce highest emissions, noting frequency and amplitude.

8. COHERENT TEST

During Radiated Emission Tests, H.P. Signal Generator Model No: 8640B was used to radiate unmodulated CW signal to EUT at 49.88 MHz. Please refer to radiated emission data for six highest readings.

This report shall not be reproduced except in full, without the written approval of CCS. This document may be altered or revised by Compliance Certification Services personnel only, and shall be noted in the revision section of the document.

9. EQUIPMENT MODIFICATIONS

To achieve compliance to FCC Section 15.109, the following change(s) were made during compliance testing:

No changes were required in order to achieve compliance to FCC Section 15.109.

COMPLIANCE CERTIFICATION SERVICES CCS DOCUMENT NO: CCSUP4021B
561 F MONTEREY, MORGAN HILL CA 95037 TEL:(408)463-0885 FAX:(408)463-0885
This report shall not be reproduced except in full, without the written approval of CCS. This document may be altered or revised by Compliance Certification Services personnel only, and shall be noted in the revision section of the document.

10. TEST CONFIGURATION PHOTOS (Radiated Emission Test)



This report shall not be reproduced except in full, without the written approval of CCS. This document may be altered or revised by Compliance Certification Services personnel only, and shall be noted in the revision section of the document.

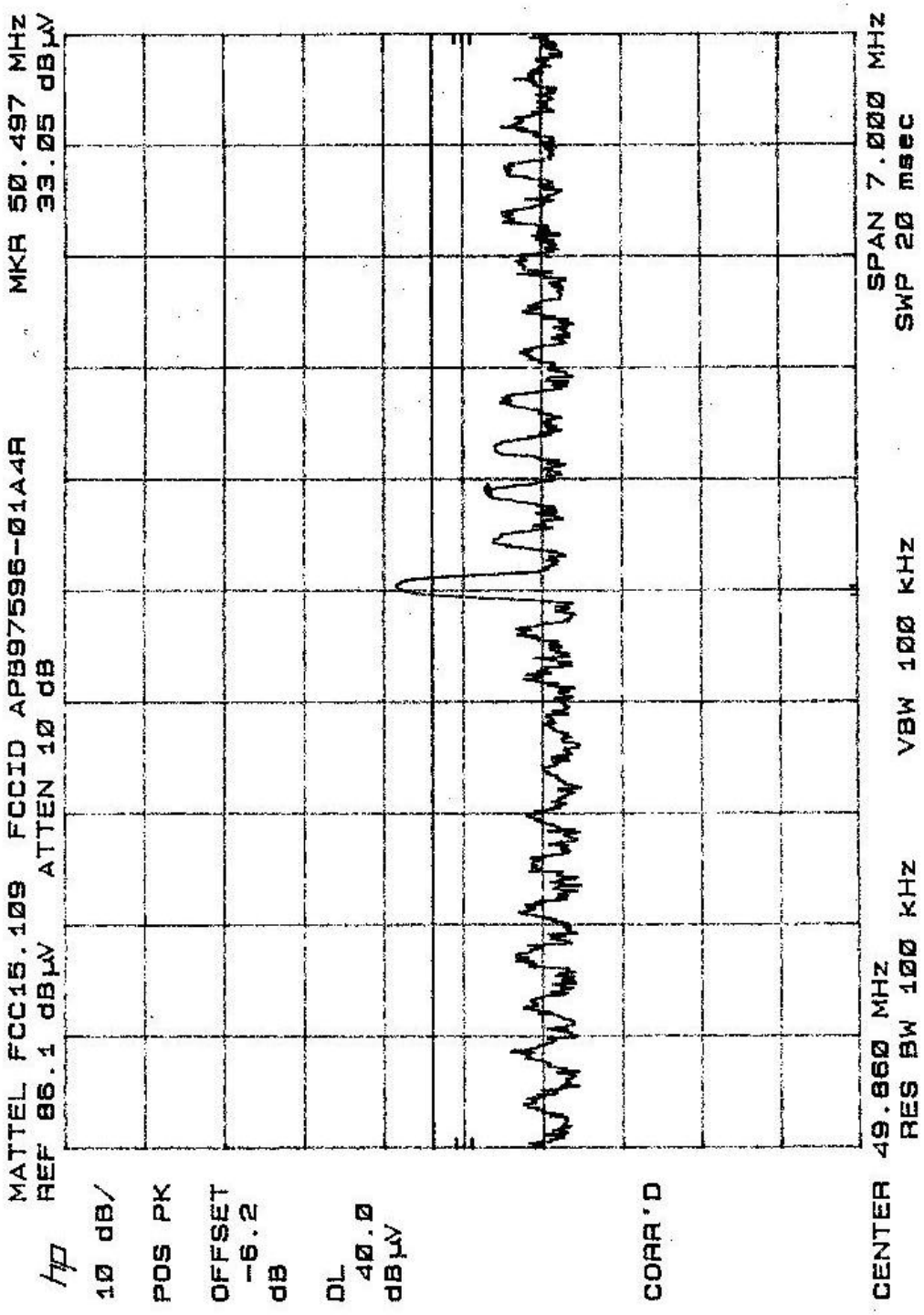

COHERENT EMISSION PLOT

This report shall not be reproduced except in full, without the written approval of CCS. This document may be altered or revised by Compliance Certification Services personnel only, and shall be noted in the revision section of the document.

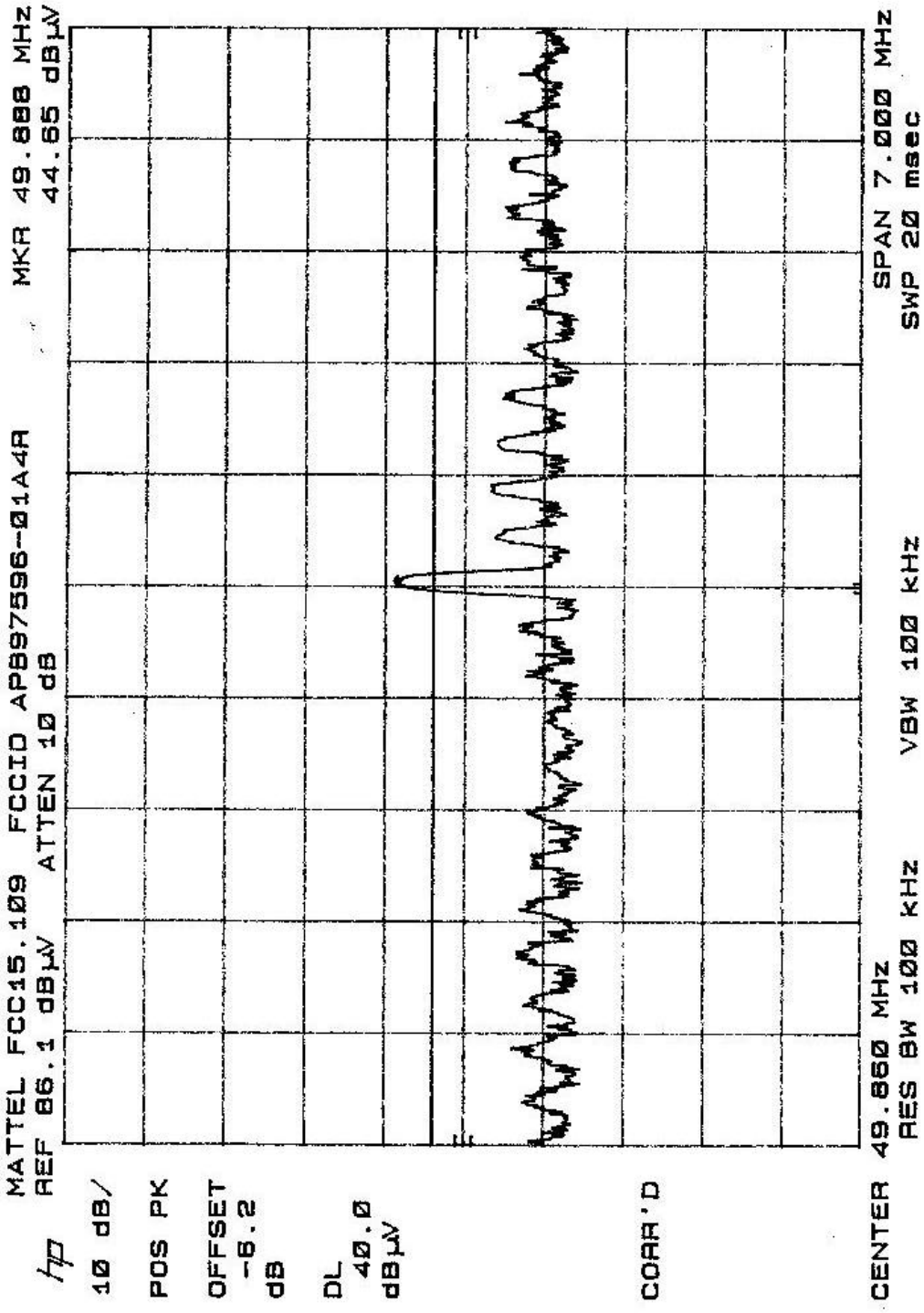

COHERENT EMISSION PLOT

This report shall not be reproduced except in full, without the written approval of CCS. This document may be altered or revised by Compliance Certification Services personnel only, and shall be noted in the revision section of the document.

COMPLIANCE Certification Services

FCC, VCCI, CISPR, CE, AUSTEL, NZ
UL, CSA, TUV, BSMI, DHHS, NVLAP

561F MONTEREY ROAD, SAN JOSE, CA 95037-9001
PHONE: (408) 463-0885 FAX: (408) 463-0888

Project #: 01u0946-4
Report #: 010830c1
Date& Time: 08/30/01 2:33 PM
Test Engr: MIKE ZHU

Company: MATTEL MOUNT LAUREL FW
EUT Description: 49MHZ RADIO CONTROL SCOOTER,M/N:67956-49R
Test Configuration : EUT/SIGNAL GENERATOR
Type of Test: FCC CLASS B
Mode of Operation: NORMAL

<< Main Sheet

Freq. (MHz)	Reading (dBuV)	AF (dB)	Closs (dB)	Pre-amp (dB)	Level (dBuV/m)	Limit FCC_B	Margin (dB)	Pol (H/V)	Az (Deg)	Height (Meter)	Mark (P/Q/A)
50.49	49.30	10.03	0.98	27.26	33.05	40.00	-6.95	3mV	60.00	1.00	P
50.16	48.70	10.11	0.98	27.26	32.54	40.00	-7.46	3mV	60.00	1.00	P
50.77	48.50	9.94	0.99	27.26	32.17	40.00	-7.83	3mV	60.00	1.00	P
51.04	47.80	9.86	0.99	27.26	31.39	40.00	-8.61	3mV	60.00	1.00	P
49.60	45.10	10.27	0.98	27.26	29.09	40.00	-10.91	3mV	60.00	1.00	P
49.30	44.90	10.36	0.97	27.26	28.97	40.00	-11.03	3mV	60.00	1.00	P
6 Worst Data											

RADIATED EMISSION DATA

This report shall not be reproduced except in full, without the written approval of CCS. This document may be altered or revised by Compliance Certification Services personnel only, and shall be noted in the revision section of the document.

EXTERNAL PHOTO

This report shall not be reproduced except in full, without the written approval of CCS. This document may be altered or revised by Compliance Certification Services personnel only, and shall be noted in the revision section of the document.

EXTERNAL PHOTO

COMPLIANCE CERTIFICATION SERVICES CCS DOCUMENT NO: CCSUP4021B
561 F MONTEREY, MORGAN HILL CA 95037 TEL:(408)463-0885 FAX:(408)463-0885
This report shall not be reproduced except in full, without the written approval of CCS. This document may be altered or revised by Compliance Certification Services personnel only, and shall be noted in the revision section of the document.

EXTERNAL PHOTO

This report shall not be reproduced except in full, without the written approval of CCS. This document may be altered or revised by Compliance Certification Services personnel only, and shall be noted in the revision section of the document.



INTERNAL PHOTO

This report shall not be reproduced except in full, without the written approval of CCS. This document may be altered or revised by Compliance Certification Services personnel only, and shall be noted in the revision section of the document.

INTERNAL PHOTO

This report shall not be reproduced except in full, without the written approval of CCS. This document may be altered or revised by Compliance Certification Services personnel only, and shall be noted in the revision section of the document.



INTERNAL PHOTO

This report shall not be reproduced except in full, without the written approval of CCS. This document may be altered or revised by Compliance Certification Services personnel only, and shall be noted in the revision section of the document.