TR-4-E-009 Radiated Emission Test Result

Test Date:	2024-12-12	**Tested By**:	Guoyuan Lin
EUT:	Multi-Channel Soundbar with wireless subwoofer	**Model Number**:	BAR 1300XMK2
Test Mode:	TX 11AC20 MIMO 5785 MHz Mode	**Power Supply**:	AC 120V/60Hz
Condition:	Temp:23.3°C;Humi:59.4%	**Test Site**:	DDT 3# Chamber
File Path:	d:\ts\2024 report data\BAR 1300\FCC RE Above 1G 5.8G\15		
Memo:	Sample Number: S24111520-010		

Test Graph

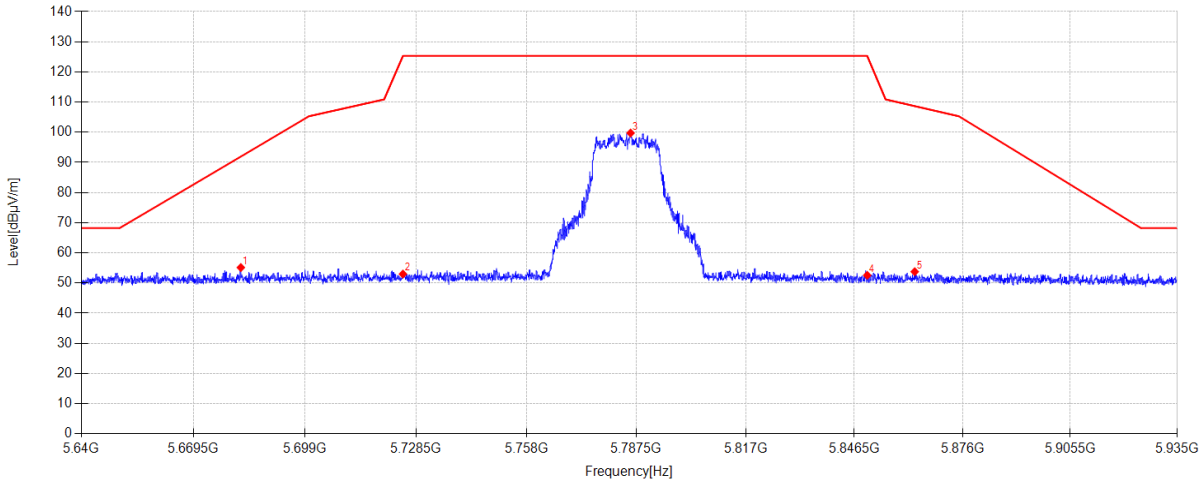

Data List										
NO.	**Freq. [MHz]**	**Reading [dBµV/m]**	**Antenna Factor [dB]**	**Cable loss [dB]**	**AMP [dB]**	**Level [dBµV/m]**	**Limit [dBµV/m]**	**Margin [dB]**	**Detector**	**Polarity**
1	5682.008	45.58	33.53	5.63	-29.60	55.14	91.95	36.81	PK	Horizontal
2	5725.000	43.17	33.75	5.66	-29.60	52.98	125.30	72.32	PK	Horizontal
3	5785.966	89.53	34.12	5.70	-29.60	99.75	125.30	25.55	PK	Horizontal
4	5850.000	42.42	34.00	5.74	-29.60	52.56	125.30	72.74	PK	Horizontal
5	5862.932	43.58	34.03	5.75	-29.60	53.76	108.68	54.92	PK	Horizontal

Note:
1. Level = Reading + Cable loss + Antenna Factor + AMP
2. If Peak Result complies with AV limit, AV Result is deemed to comply with AV limit.
3. Test setup: RBW: 1 MHz, VBW: 3 MHz, Sweep time: auto.

TR-4-E-009 Radiated Emission Test Result

Test Date:	2024-12-12	**Tested By**:	Guoyuan Lin
EUT:	Multi-Channel Soundbar with wireless subwoofer	**Model Number**:	BAR 1300XMK2
Test Mode:	TX 11AC20 MIMO 5785 MHz Mode	**Power Supply**:	AC 120V/60Hz
Condition:	Temp:23.3°C;Humi:59.4%	**Test Site**:	DDT 3# Chamber
File Path:	d:\ts\2024 report data\BAR 1300\FCC RE Above 1G 5.8G\16		
Memo:	Sample Number: S24111520-010		

Test Graph

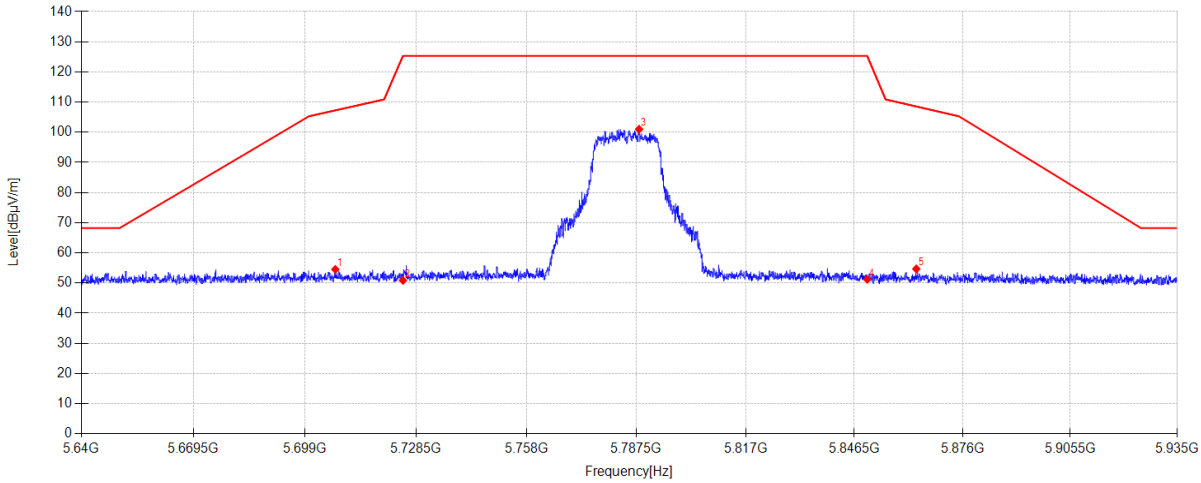

Data List										
NO.	**Freq. [MHz]**	**Reading [dBµV/m]**	**Antenna Factor [dB]**	**Cable loss [dB]**	**AMP [dB]**	**Level [dBµV/m]**	**Limit [dBµV/m]**	**Margin [dB]**	**Detector**	**Polarity**
1	5707.024	44.84	33.64	5.65	-29.60	54.53	107.27	52.74	PK	Vertical
2	5725.000	41.06	33.75	5.66	-29.60	50.87	125.30	74.43	PK	Vertical
3	5788.238	90.78	34.13	5.70	-29.60	101.01	125.30	24.29	PK	Vertical
4	5850.000	41.09	34.00	5.74	-29.60	51.23	125.30	74.07	PK	Vertical
5	5863.374	44.52	34.03	5.75	-29.60	54.70	108.56	53.86	PK	Vertical

Note:
1. Level = Reading + Cable loss + Antenna Factor + AMP
2. If Peak Result complies with AV limit, AV Result is deemed to comply with AV limit.
3. Test setup: RBW: 1 MHz, VBW: 3 MHz, Sweep time: auto.

TR-4-E-009 Radiated Emission Test Result

Test Date:	2024-12-12	**Tested By**:	Guoyuan Lin
EUT:	Multi-Channel Soundbar with wireless subwoofer	**Model Number**:	BAR 1300XMK2
Test Mode:	TX 11AC20 MIMO 5825 MHz Mode	**Power Supply**:	AC 120V/60Hz
Condition:	Temp:23.3°C;Humi:59.4%	**Test Site**:	DDT 3# Chamber
File Path:	d:\ts\2024 report data\BAR 1300\FCC RE Above 1G 5.8G\17		
Memo:	Sample Number: S24111520-010		

Test Graph

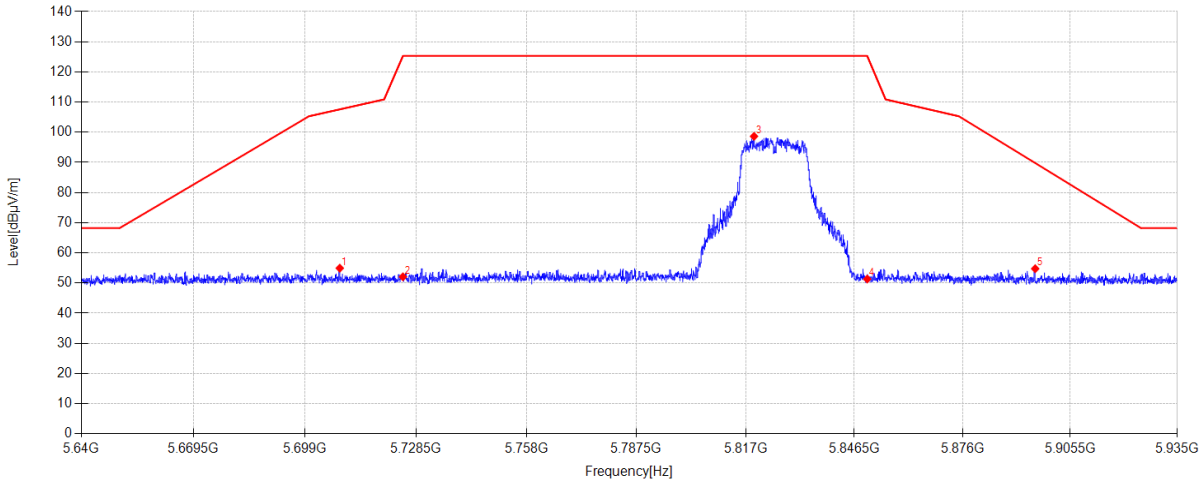

Data List										
NO.	**Freq. [MHz]**	**Reading [dBµV/m]**	**Antenna Factor [dB]**	**Cable loss [dB]**	**AMP [dB]**	**Level [dBµV/m]**	**Limit [dBµV/m]**	**Margin [dB]**	**Detector**	**Polarity**
1	5708.204	45.23	33.65	5.65	-29.60	54.93	107.60	52.67	PK	Horizontal
2	5725.000	42.25	33.75	5.66	-29.60	52.06	125.30	73.24	PK	Horizontal
3	5819.272	88.41	34.12	5.72	-29.60	98.65	125.30	26.65	PK	Horizontal
4	5850.000	41.19	34.00	5.74	-29.60	51.33	125.30	73.97	PK	Horizontal
5	5895.883	44.49	34.09	5.77	-29.60	54.75	89.80	35.05	PK	Horizontal

Note:
1. Level = Reading + Cable loss + Antenna Factor + AMP
2. If Peak Result complies with AV limit, AV Result is deemed to comply with AV limit.
3. Test setup: RBW: 1 MHz, VBW: 3 MHz, Sweep time: auto.

TR-4-E-009 Radiated Emission Test Result

Test Date:	2024-12-12	**Tested By**:	Guoyuan Lin
EUT:	Multi-Channel Soundbar with wireless subwoofer	**Model Number**:	BAR 1300XMK2
Test Mode:	TX 11AC20 MIMO 5825 MHz Mode	**Power Supply**:	AC 120V/60Hz
Condition:	Temp:23.3°C;Humi:59.4%	**Test Site**:	DDT 3# Chamber
File Path:	d:\ts\2024 report data\BAR 1300\FCC RE Above 1G 5.8G\18		
Memo:	Sample Number: S24111520-010		

Test Graph

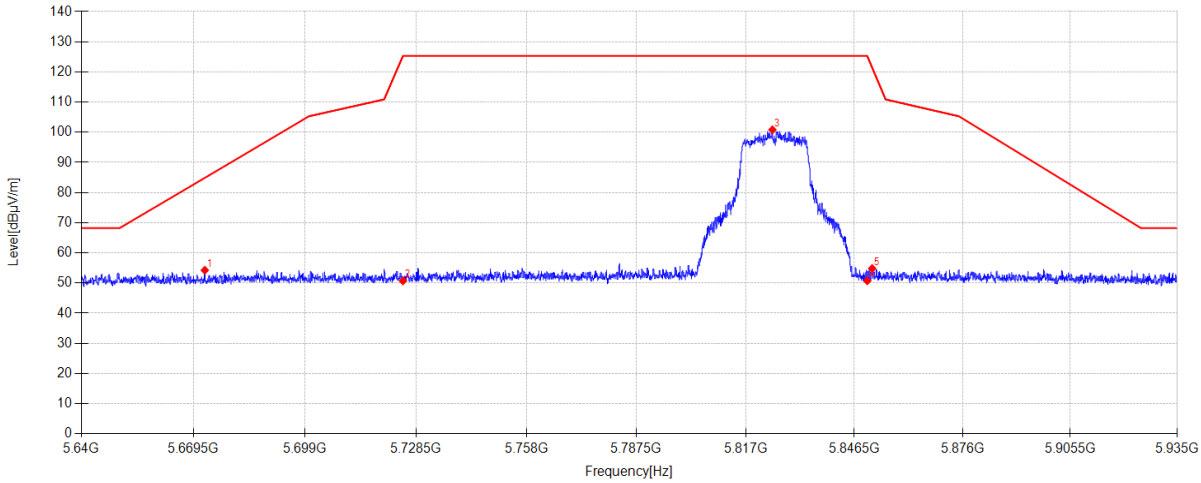

Data List										
NO.	**Freq. [MHz]**	**Reading [dBµV/m]**	**Antenna Factor [dB]**	**Cable loss [dB]**	**AMP [dB]**	**Level [dBµV/m]**	**Limit [dBµV/m]**	**Margin [dB]**	**Detector**	**Polarity**
1	5672.480	44.74	33.49	5.62	-29.60	54.25	84.88	30.63	PK	Vertical
2	5725.000	40.90	33.75	5.66	-29.60	50.71	125.30	74.59	PK	Vertical
3	5824.257	90.60	34.10	5.72	-29.60	100.82	125.30	24.48	PK	Vertical
4	5850.000	40.60	34.00	5.74	-29.60	50.74	125.30	74.56	PK	Vertical
5	5851.338	44.69	34.00	5.74	-29.60	54.83	121.45	66.62	PK	Vertical

Note:
1. Level = Reading + Cable loss + Antenna Factor + AMP
2. If Peak Result complies with AV limit, AV Result is deemed to comply with AV limit.
3. Test setup: RBW: 1 MHz, VBW: 3 MHz, Sweep time: auto.

TR-4-E-009 Radiated Emission Test Result

Test Date:	2024-12-12	**Tested By**:	Guoyuan Lin
EUT:	Multi-Channel Soundbar with wireless subwoofer	**Model Number**:	BAR 1300XMK2
Test Mode:	TX 11AC40 MIMO 5755 MHz Mode	**Power Supply**:	AC 120V/60Hz
Condition:	Temp:23.3°C;Humi:59.4%	**Test Site**:	DDT 3# Chamber
File Path:	d:\ts\2024 report data\BAR 1300\FCC RE Above 1G 5.8G\19		
Memo:	Sample Number: S24111520-010		

Test Graph

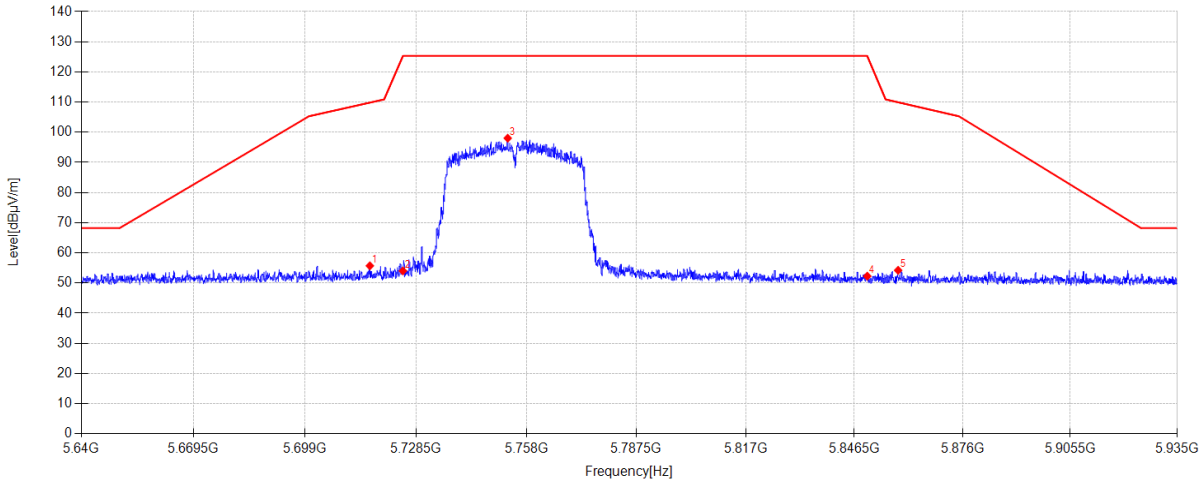

Data List										
NO.	**Freq. [MHz]**	**Reading [dBµV/m]**	**Antenna Factor [dB]**	**Cable loss [dB]**	**AMP [dB]**	**Level [dBµV/m]**	**Limit [dBµV/m]**	**Margin [dB]**	**Detector**	**Polarity**
1	5716.199	45.96	33.70	5.65	-29.60	55.71	109.84	54.13	PK	Horizontal
2	5725.000	44.20	33.75	5.66	-29.60	54.01	125.30	71.29	PK	Horizontal
3	5752.985	88.03	33.92	5.68	-29.60	98.03	125.30	27.27	PK	Horizontal
4	5850.000	42.14	34.00	5.74	-29.60	52.28	125.30	73.02	PK	Horizontal
5	5858.418	44.05	34.02	5.75	-29.60	54.22	109.94	55.72	PK	Horizontal

Note:
1. Level = Reading + Cable loss + Antenna Factor + AMP
2. If Peak Result complies with AV limit, AV Result is deemed to comply with AV limit.
3. Test setup: RBW: 1 MHz, VBW: 3 MHz, Sweep time: auto.

TR-4-E-009 Radiated Emission Test Result

Test Date:	2024-12-12	**Tested By**:	Guoyuan Lin
EUT:	Multi-Channel Soundbar with wireless subwoofer	**Model Number**:	BAR 1300XMK2
Test Mode:	TX 11AC40 MIMO 5755 MHz Mode	**Power Supply**:	AC 120V/60Hz
Condition:	Temp:23.3°C;Humi:59.4%	**Test Site**:	DDT 3# Chamber
File Path:	d:\ts\2024 report data\BAR 1300\FCC RE Above 1G 5.8G\20		
Memo:	Sample Number: S24111520-010		

Test Graph

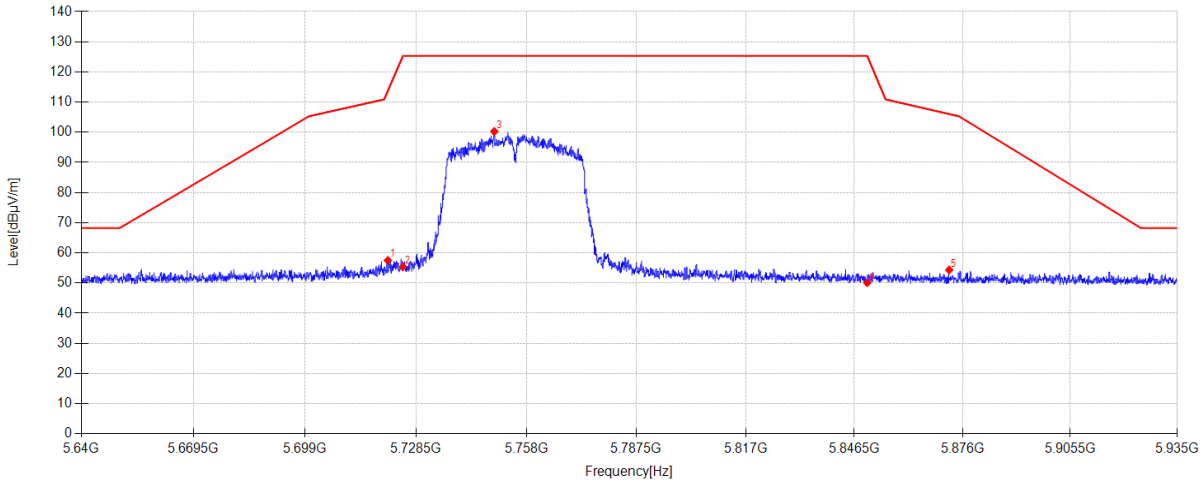

Data List										
NO.	**Freq. [MHz]**	**Reading [dBµV/m]**	**Antenna Factor [dB]**	**Cable loss [dB]**	**AMP [dB]**	**Level [dBµV/m]**	**Limit [dBµV/m]**	**Margin [dB]**	**Detector**	**Polarity**
1	5720.978	47.72	33.73	5.66	-29.60	57.51	113.72	56.21	PK	Vertical
2	5725.000	45.58	33.75	5.66	-29.60	55.39	125.30	69.91	PK	Vertical
3	5749.386	90.30	33.90	5.67	-29.60	100.27	125.30	25.03	PK	Vertical
4	5850.000	39.94	34.00	5.74	-29.60	50.08	125.30	75.22	PK	Vertical
5	5872.342	44.14	34.04	5.76	-29.60	54.34	106.04	51.70	PK	Vertical

Note:
1. Level = Reading + Cable loss + Antenna Factor + AMP
2. If Peak Result complies with AV limit, AV Result is deemed to comply with AV limit.
3. Test setup: RBW: 1 MHz, VBW: 3 MHz, Sweep time: auto.

TR-4-E-009 Radiated Emission Test Result

Test Date:	2024-12-12	**Tested By**:	Guoyuan Lin
EUT:	Multi-Channel Soundbar with wireless subwoofer	**Model Number**:	BAR 1300XMK2
Test Mode:	TX 11AC40 MIMO 5795 MHz Mode	**Power Supply**:	AC 120V/60Hz
Condition:	Temp:23.3°C;Humi:59.4%	**Test Site**:	DDT 3# Chamber
File Path:	d:\ts\2024 report data\BAR 1300\FCC RE Above 1G 5.8G\21		
Memo:	Sample Number: S24111520-010		

Test Graph

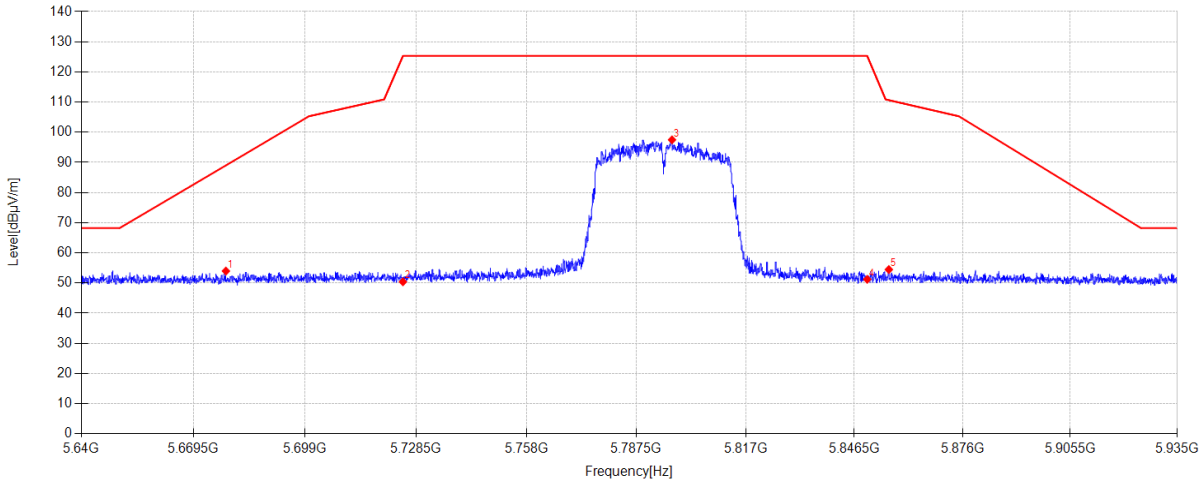

Data List										
NO.	**Freq. [MHz]**	**Reading [dBµV/m]**	**Antenna Factor [dB]**	**Cable loss [dB]**	**AMP [dB]**	**Level [dBµV/m]**	**Limit [dBµV/m]**	**Margin [dB]**	**Detector**	**Polarity**
1	5678.055	44.44	33.51	5.63	-29.60	53.98	89.02	35.04	PK	Horizontal
2	5725.000	40.60	33.75	5.66	-29.60	50.41	125.30	74.89	PK	Horizontal
3	5797.117	87.20	34.18	5.71	-29.60	97.49	125.30	27.81	PK	Horizontal
4	5850.000	41.09	34.00	5.74	-29.60	51.23	125.30	74.07	PK	Horizontal
5	5855.881	44.32	34.01	5.74	-29.60	54.47	110.65	56.18	PK	Horizontal

Note:
1. Level = Reading + Cable loss + Antenna Factor + AMP
2. If Peak Result complies with AV limit, AV Result is deemed to comply with AV limit.
3. Test setup: RBW: 1 MHz, VBW: 3 MHz, Sweep time: auto.

TR-4-E-009 Radiated Emission Test Result

Test Date:	2024-12-12	**Tested By**:	Guoyuan Lin
EUT:	Multi-Channel Soundbar with wireless subwoofer	**Model Number**:	BAR 1300XMK2
Test Mode:	TX 11AC40 MIMO 5795 MHz Mode	**Power Supply**:	AC 120V/60Hz
Condition:	Temp:23.3°C;Humi:59.4%	**Test Site**:	DDT 3# Chamber
File Path:	d:\ts\2024 report data\BAR 1300\FCC RE Above 1G 5.8G\22		
Memo:	Sample Number: S24111520-010		

Test Graph

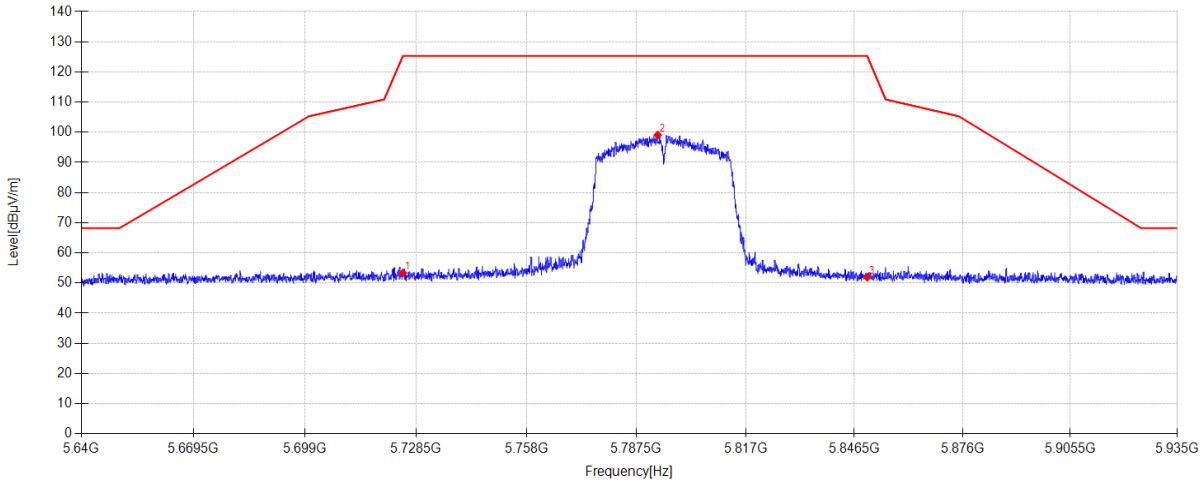

Data List										
NO.	**Freq. [MHz]**	**Reading [dBµV/m]**	**Antenna Factor [dB]**	**Cable loss [dB]**	**AMP [dB]**	**Level [dBµV/m]**	**Limit [dBµV/m]**	**Margin [dB]**	**Detector**	**Polarity**
1	5725.000	43.53	33.75	5.66	-29.60	53.34	125.30	71.96	PK	Vertical
2	5793.253	88.84	34.16	5.70	-29.60	99.10	125.30	26.20	PK	Vertical
3	5850.000	41.80	34.00	5.74	-29.60	51.94	125.30	73.36	PK	Vertical

Note:
1. Level = Reading + Cable loss + Antenna Factor + AMP
2. If Peak Result complies with AV limit, AV Result is deemed to comply with AV limit.
3. Test setup: RBW: 1 MHz, VBW: 3 MHz, Sweep time: auto.

TR-4-E-009 Radiated Emission Test Result

Test Date:	2024-12-12	**Tested By**:	Guoyuan Lin
EUT:	Multi-Channel Soundbar with wireless subwoofer	**Model Number**:	BAR 1300XMK2
Test Mode:	TX 11AC80 MIMO 5775 MHz Mode	**Power Supply**:	AC 120V/60Hz
Condition:	Temp:23.3°C;Humi:59.4%	**Test Site**:	DDT 3# Chamber
File Path:	d:\ts\2024 report data\BAR 1300\FCC RE Above 1G 5.8G\23		
Memo:	Sample Number: S24111520-010		

Test Graph

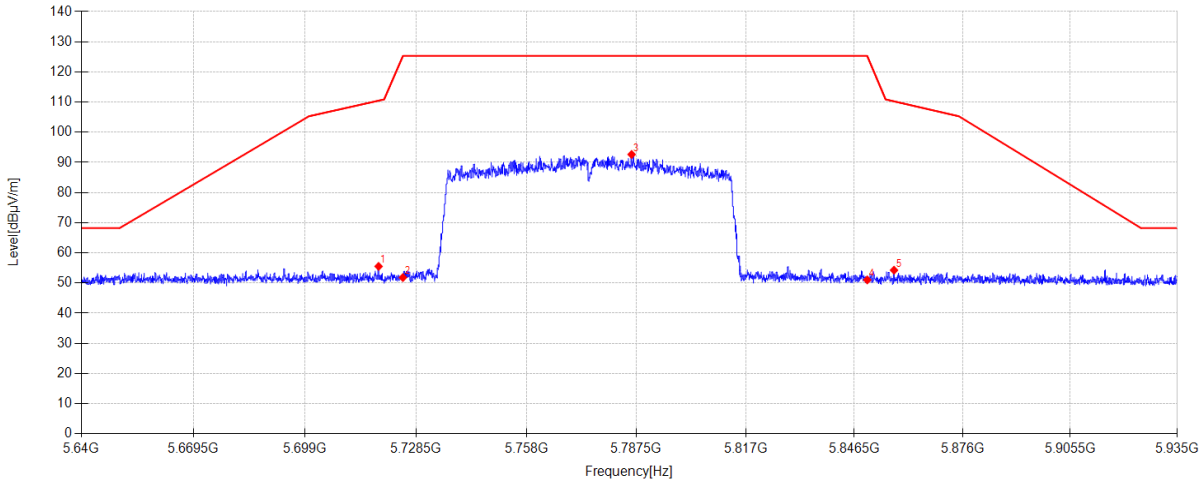

Data List										
NO.	**Freq. [MHz]**	**Reading [dBµV/m]**	**Antenna Factor [dB]**	**Cable loss [dB]**	**AMP [dB]**	**Level [dBµV/m]**	**Limit [dBµV/m]**	**Margin [dB]**	**Detector**	**Polarity**
1	5718.529	45.76	33.71	5.65	-29.60	55.52	110.49	54.97	PK	Horizontal
2	5725.000	42.01	33.75	5.66	-29.60	51.82	125.30	73.48	PK	Horizontal
3	5786.232	82.43	34.12	5.70	-29.60	92.65	125.30	32.65	PK	Horizontal
4	5850.000	40.90	34.00	5.74	-29.60	51.04	125.30	74.26	PK	Horizontal
5	5857.297	44.10	34.01	5.75	-29.60	54.26	110.26	56.00	PK	Horizontal

Note:
1. Level = Reading + Cable loss + Antenna Factor + AMP
2. If Peak Result complies with AV limit, AV Result is deemed to comply with AV limit.
3. Test setup: RBW: 1 MHz, VBW: 3 MHz, Sweep time: auto.

TR-4-E-009 Radiated Emission Test Result

Test Date:	2024-12-12	**Tested By**:	Guoyuan Lin
EUT:	Multi-Channel Soundbar with wireless subwoofer	**Model Number**:	BAR 1300XMK2
Test Mode:	TX 11AC80 MIMO 5775 MHz Mode	**Power Supply**:	AC 120V/60Hz
Condition:	Temp:23.3°C;Humi:59.4%	**Test Site**:	DDT 3# Chamber
File Path:	d:\ts\2024 report data\BAR 1300\FCC RE Above 1G 5.8G\24		
Memo:	Sample Number: S24111520-010		

Test Graph

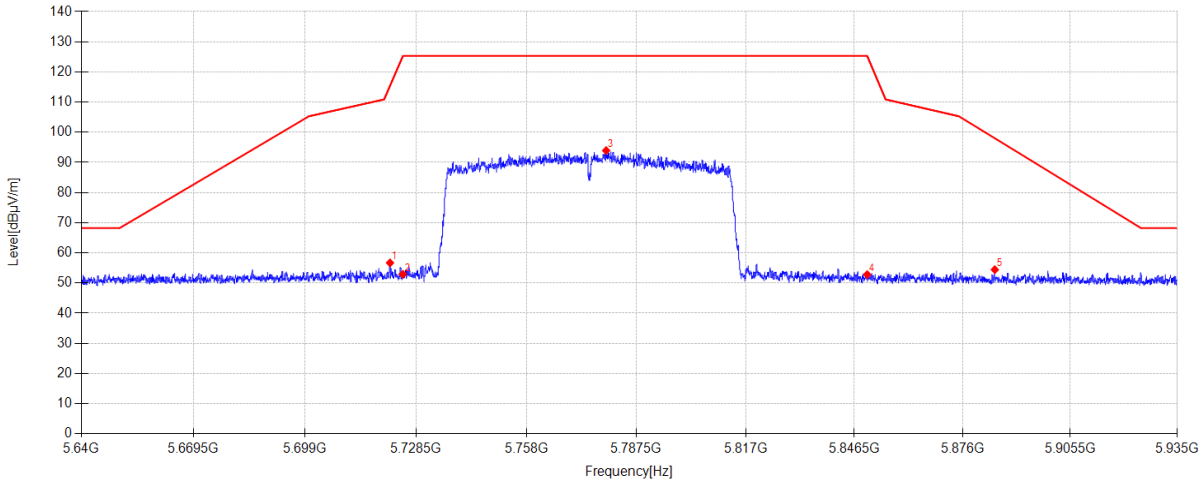

Data List										
NO.	**Freq. [MHz]**	**Reading [dBµV/m]**	**Antenna Factor [dB]**	**Cable loss [dB]**	**AMP [dB]**	**Level [dBµV/m]**	**Limit [dBµV/m]**	**Margin [dB]**	**Detector**	**Polarity**
1	5721.568	46.91	33.73	5.66	-29.60	56.70	115.41	58.71	PK	Vertical
2	5725.000	43.10	33.75	5.66	-29.60	52.91	125.30	72.39	PK	Vertical
3	5779.388	83.77	34.08	5.69	-29.60	93.94	125.30	31.36	PK	Vertical
4	5850.000	42.66	34.00	5.74	-29.60	52.80	125.30	72.50	PK	Vertical
5	5884.821	44.21	34.07	5.76	-29.60	54.44	98.01	43.57	PK	Vertical

Note:
1. Level = Reading + Cable loss + Antenna Factor + AMP
2. If Peak Result complies with AV limit, AV Result is deemed to comply with AV limit.
3. Test setup: RBW: 1 MHz, VBW: 3 MHz, Sweep time: auto.

TR-4-E-009 Radiated Emission Test Result

Test Date:	2024-12-12	**Tested By**:	Guoyuan Lin
EUT:	Multi-Channel Soundbar with wireless subwoofer	**Model Number**:	BAR 1300XMK2
Test Mode:	TX 11AX20 MIMO 5745 MHz Mode	**Power Supply**:	AC 120V/60Hz
Condition:	Temp:23.3°C;Humi:59.4%	**Test Site**:	DDT 3# Chamber
File Path:	d:\ts\2024 report data\BAR 1300\FCC RE Above 1G 5.8G\7		
Memo:	Sample Number: S24111520-010		

Test Graph

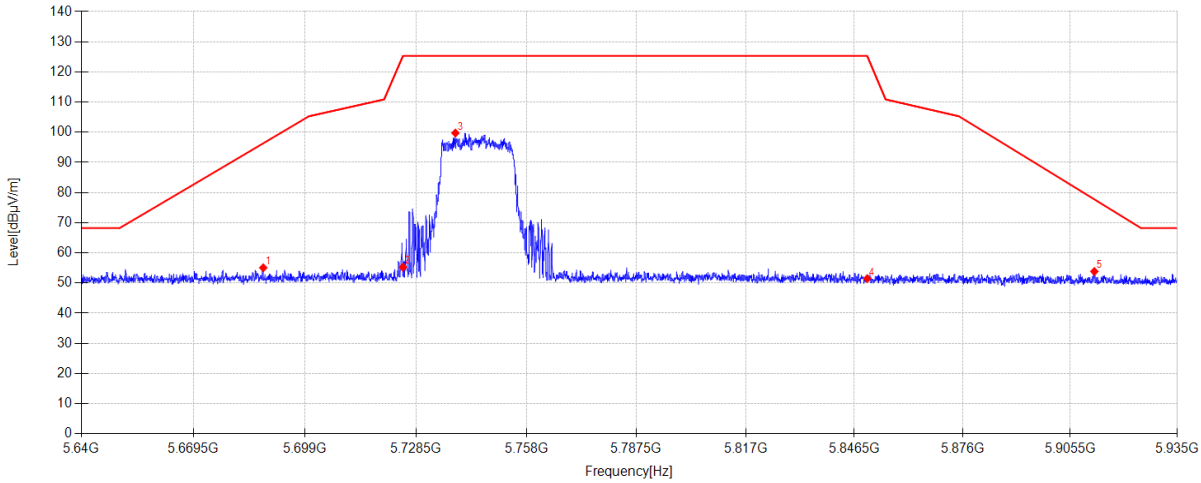

Data List										
NO.	**Freq. [MHz]**	**Reading [dBµV/m]**	**Antenna Factor [dB]**	**Cable loss [dB]**	**AMP [dB]**	**Level [dBµV/m]**	**Limit [dBµV/m]**	**Margin [dB]**	**Detector**	**Polarity**
1	5687.938	45.48	33.55	5.63	-29.60	55.06	96.35	41.29	PK	Horizontal
2	5725.000	45.44	33.75	5.66	-29.60	55.25	125.30	70.05	PK	Horizontal
3	5739.002	89.86	33.83	5.67	-29.60	99.76	125.30	25.54	PK	Horizontal
4	5850.000	41.33	34.00	5.74	-29.60	51.47	125.30	73.83	PK	Horizontal
5	5912.138	43.54	34.12	5.78	-29.60	53.84	77.74	23.90	PK	Horizontal

Note:
1. Level = Reading + Cable loss + Antenna Factor + AMP
2. If Peak Result complies with AV limit, AV Result is deemed to comply with AV limit.
3. Test setup: RBW: 1 MHz, VBW: 3 MHz, Sweep time: auto.

TR-4-E-009 Radiated Emission Test Result

Test Date:	2024-12-12	**Tested By**:	Guoyuan Lin
EUT:	Multi-Channel Soundbar with wireless subwoofer	**Model Number**:	BAR 1300XMK2
Test Mode:	TX 11AX20 MIMO 5745 MHz Mode	**Power Supply**:	AC 120V/60Hz
Condition:	Temp:23.3°C;Humi:59.4%	**Test Site**:	DDT 3# Chamber
File Path:	d:\ts\2024 report data\BAR 1300\FCC RE Above 1G 5.8G\8		
Memo:	Sample Number: S24111520-010		

Test Graph

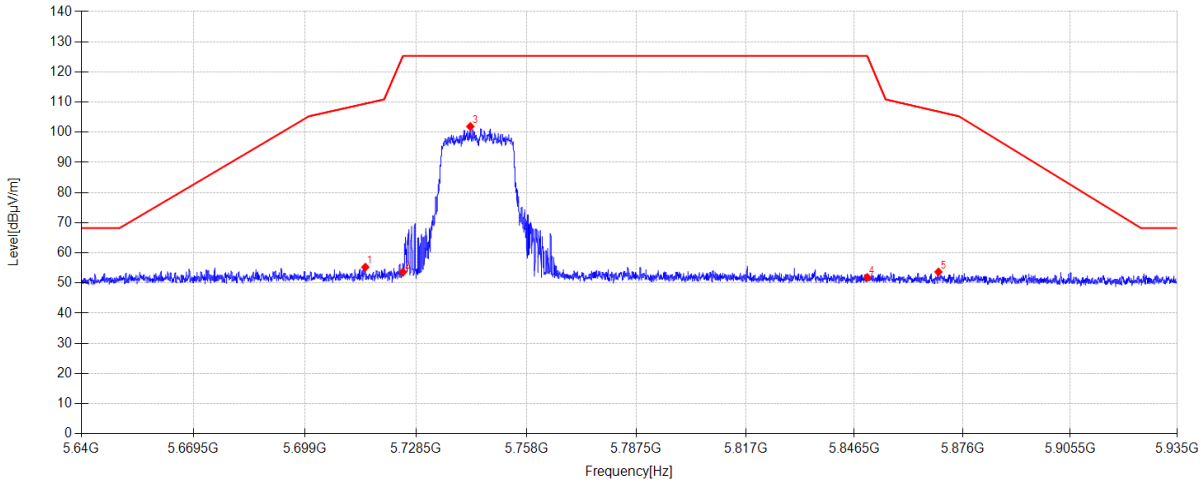

Data List										
NO.	**Freq. [MHz]**	**Reading [dBµV/m]**	**Antenna Factor [dB]**	**Cable loss [dB]**	**AMP [dB]**	**Level [dBµV/m]**	**Limit [dBµV/m]**	**Margin [dB]**	**Detector**	**Polarity**
1	5714.989	45.52	33.69	5.65	-29.60	55.26	109.50	54.24	PK	Vertical
2	5725.000	43.83	33.75	5.66	-29.60	53.64	125.30	71.66	PK	Vertical
3	5742.985	91.98	33.86	5.67	-29.60	101.91	125.30	23.39	PK	Vertical
4	5850.000	41.71	34.00	5.74	-29.60	51.85	125.30	73.45	PK	Vertical
5	5869.422	43.50	34.04	5.75	-29.60	53.69	106.86	53.17	PK	Vertical

Note:
1. Level = Reading + Cable loss + Antenna Factor + AMP
2. If Peak Result complies with AV limit, AV Result is deemed to comply with AV limit.
3. Test setup: RBW: 1 MHz, VBW: 3 MHz, Sweep time: auto.

TR-4-E-009 Radiated Emission Test Result

Test Date:	2024-12-12	**Tested By**:	Guoyuan Lin
EUT:	Multi-Channel Soundbar with wireless subwoofer	**Model Number**:	BAR 1300XMK2
Test Mode:	TX 11AX20 MIMO 5785 MHz Mode	**Power Supply**:	AC 120V/60Hz
Condition:	Temp:23.3°C;Humi:59.4%	**Test Site**:	DDT 3# Chamber
File Path:	d:\ts\2024 report data\BAR 1300\FCC RE Above 1G 5.8G\9		
Memo:	Sample Number: S24111520-010		

Test Graph

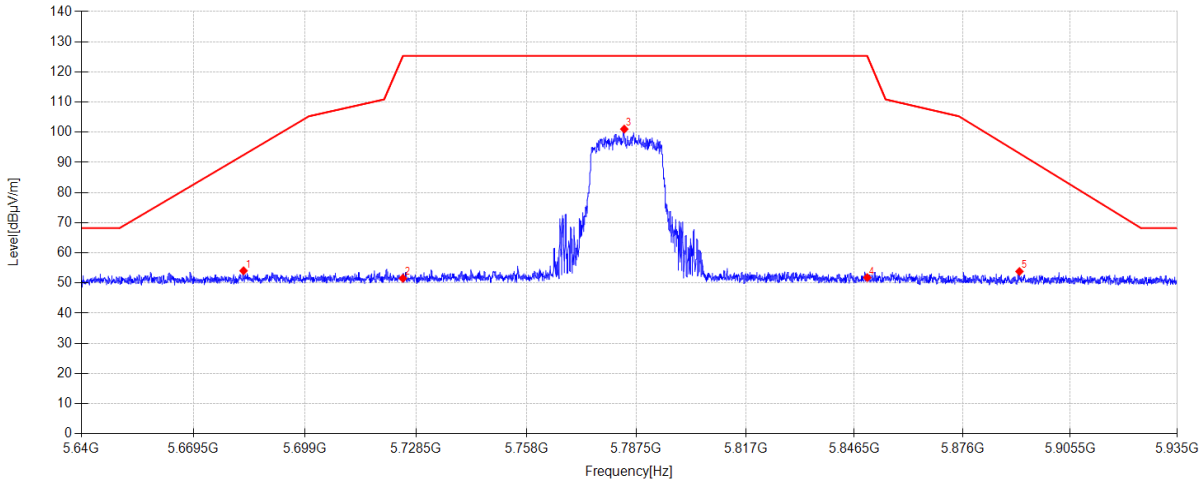

Data List										
NO.	**Freq. [MHz]**	**Reading [dBµV/m]**	**Antenna Factor [dB]**	**Cable loss [dB]**	**AMP [dB]**	**Level [dBµV/m]**	**Limit [dBµV/m]**	**Margin [dB]**	**Detector**	**Polarity**
1	5682.716	44.51	33.53	5.63	-29.60	54.07	92.48	38.41	PK	Horizontal
2	5725.000	41.75	33.75	5.66	-29.60	51.56	125.30	73.74	PK	Horizontal
3	5784.255	90.85	34.11	5.70	-29.60	101.06	125.30	24.24	PK	Horizontal
4	5850.000	41.67	34.00	5.74	-29.60	51.81	125.30	73.49	PK	Horizontal
5	5891.576	43.57	34.08	5.77	-29.60	53.82	93.00	39.18	PK	Horizontal

Note:
1. Level = Reading + Cable loss + Antenna Factor + AMP
2. If Peak Result complies with AV limit, AV Result is deemed to comply with AV limit.
3. Test setup: RBW: 1 MHz, VBW: 3 MHz, Sweep time: auto.

TR-4-E-009 Radiated Emission Test Result

Test Date:	2024-12-12	**Tested By**:	Guoyuan Lin
EUT:	Multi-Channel Soundbar with wireless subwoofer	**Model Number**:	BAR 1300XMK2
Test Mode:	TX 11AX20 MIMO 5785 MHz Mode	**Power Supply**:	AC 120V/60Hz
Condition:	Temp:23.3°C;Humi:59.4%	**Test Site**:	DDT 3# Chamber
File Path:	d:\ts\2024 report data\BAR 1300\FCC RE Above 1G 5.8G\10		
Memo:	Sample Number: S24111520-010		

Test Graph

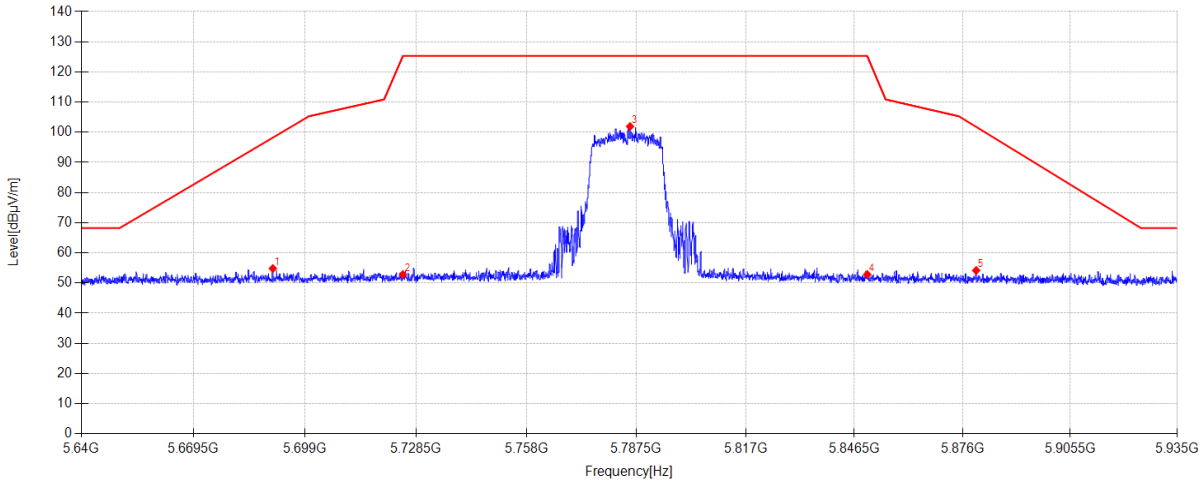

Data List										
NO.	**Freq. [MHz]**	**Reading [dBµV/m]**	**Antenna Factor [dB]**	**Cable loss [dB]**	**AMP [dB]**	**Level [dBµV/m]**	**Limit [dBµV/m]**	**Margin [dB]**	**Detector**	**Polarity**
1	5690.475	45.23	33.56	5.64	-29.60	54.83	98.23	43.40	PK	Vertical
2	5725.000	43.02	33.75	5.66	-29.60	52.83	125.30	72.47	PK	Vertical
3	5785.819	91.72	34.11	5.70	-29.60	101.93	125.30	23.37	PK	Vertical
4	5850.000	42.70	34.00	5.74	-29.60	52.84	125.30	72.46	PK	Vertical
5	5879.717	43.95	34.06	5.76	-29.60	54.17	101.80	47.63	PK	Vertical

Note:
1. Level = Reading + Cable loss + Antenna Factor + AMP
2. If Peak Result complies with AV limit, AV Result is deemed to comply with AV limit.
3. Test setup: RBW: 1 MHz, VBW: 3 MHz, Sweep time: auto.

TR-4-E-009 Radiated Emission Test Result

Test Date:	2024-12-12	**Tested By**:	Guoyuan Lin
EUT:	Multi-Channel Soundbar with wireless subwoofer	**Model Number**:	BAR 1300XMK2
Test Mode:	TX 11AX20 MIMO 5825 MHz Mode	**Power Supply**:	AC 120V/60Hz
Condition:	Temp:23.3°C;Humi:59.4%	**Test Site**:	DDT 3# Chamber
File Path:	d:\ts\2024 report data\BAR 1300\FCC RE Above 1G 5.8G\11		
Memo:	Sample Number: S24111520-010		

Test Graph

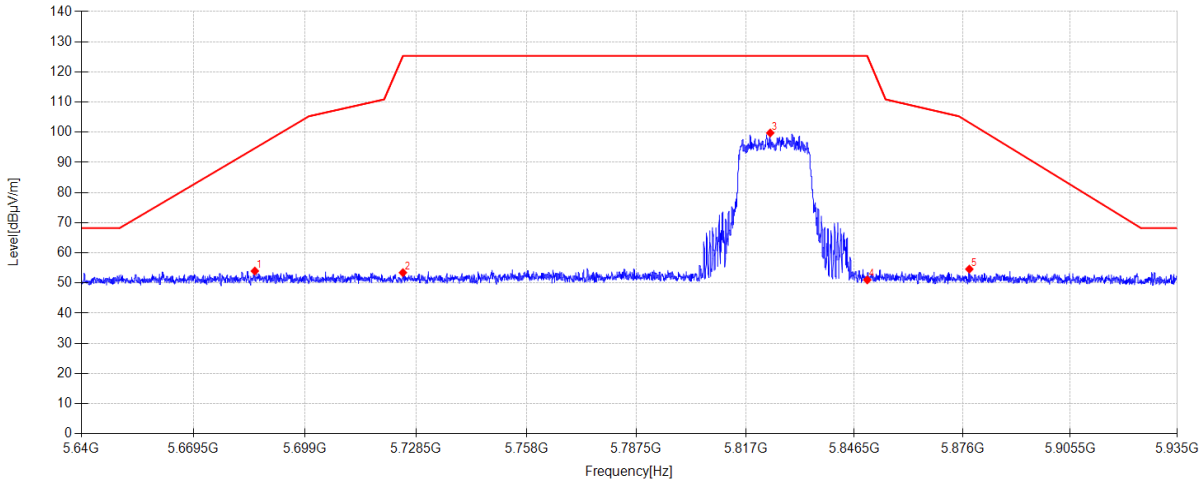

Data List										
NO.	**Freq. [MHz]**	**Reading [dBµV/m]**	**Antenna Factor [dB]**	**Cable loss [dB]**	**AMP [dB]**	**Level [dBµV/m]**	**Limit [dBµV/m]**	**Margin [dB]**	**Detector**	**Polarity**
1	5685.696	44.41	33.54	5.63	-29.60	53.98	94.69	40.71	PK	Horizontal
2	5725.000	43.64	33.75	5.66	-29.60	53.45	125.30	71.85	PK	Horizontal
3	5823.667	89.55	34.11	5.72	-29.60	99.78	125.30	25.52	PK	Horizontal
4	5850.000	40.90	34.00	5.74	-29.60	51.04	125.30	74.26	PK	Horizontal
5	5877.859	44.39	34.06	5.76	-29.60	54.61	103.18	48.57	PK	Horizontal

Note:
1. Level = Reading + Cable loss + Antenna Factor + AMP
2. If Peak Result complies with AV limit, AV Result is deemed to comply with AV limit.
3. Test setup: RBW: 1 MHz, VBW: 3 MHz, Sweep time: auto.

TR-4-E-009 Radiated Emission Test Result

Test Date:	2024-12-12	**Tested By**:	Guoyuan Lin
EUT:	Multi-Channel Soundbar with wireless subwoofer	**Model Number**:	BAR 1300XMK2
Test Mode:	TX 11AX20 MIMO 5825 MHz Mode	**Power Supply**:	AC 120V/60Hz
Condition:	Temp:23.3°C;Humi:59.4%	**Test Site**:	DDT 3# Chamber
File Path:	d:\ts\2024 report data\BAR 1300\FCC RE Above 1G 5.8G\12		
Memo:	Sample Number: S24111520-010		

Test Graph

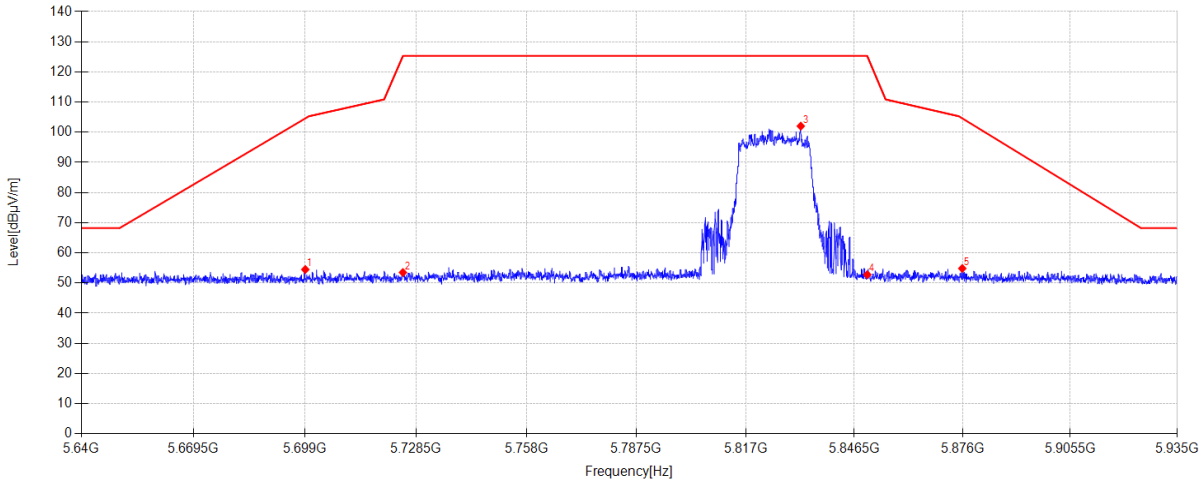

Data List										
NO.	**Freq. [MHz]**	**Reading [dBµV/m]**	**Antenna Factor [dB]**	**Cable loss [dB]**	**AMP [dB]**	**Level [dBµV/m]**	**Limit [dBµV/m]**	**Margin [dB]**	**Detector**	**Polarity**
1	5699.059	44.84	33.60	5.64	-29.60	54.48	104.60	50.12	PK	Vertical
2	5725.000	43.69	33.75	5.66	-29.60	53.50	125.30	71.80	PK	Vertical
3	5831.957	91.84	34.07	5.73	-29.60	102.04	125.30	23.26	PK	Vertical
4	5850.000	42.64	34.00	5.74	-29.60	52.78	125.30	72.52	PK	Vertical
5	5875.912	44.63	34.05	5.76	-29.60	54.84	104.62	49.78	PK	Vertical

Note:
1. Level = Reading + Cable loss + Antenna Factor + AMP
2. If Peak Result complies with AV limit, AV Result is deemed to comply with AV limit.
3. Test setup: RBW: 1 MHz, VBW: 3 MHz, Sweep time: auto.

TR-4-E-009 Radiated Emission Test Result

Test Date:	2024-12-12	**Tested By**:	Guoyuan Lin
EUT:	Multi-Channel Soundbar with wireless subwoofer	**Model Number**:	BAR 1300XMK2
Test Mode:	TX 11AX40 MIMO 5755 MHz Mode	**Power Supply**:	AC 120V/60Hz
Condition:	Temp:23.3°C;Humi:59.4%	**Test Site**:	DDT 3# Chamber
File Path:	d:\ts\2024 report data\BAR 1300\FCC RE Above 1G 5.8G\3		
Memo:	Sample Number: S24111520-010		

Test Graph

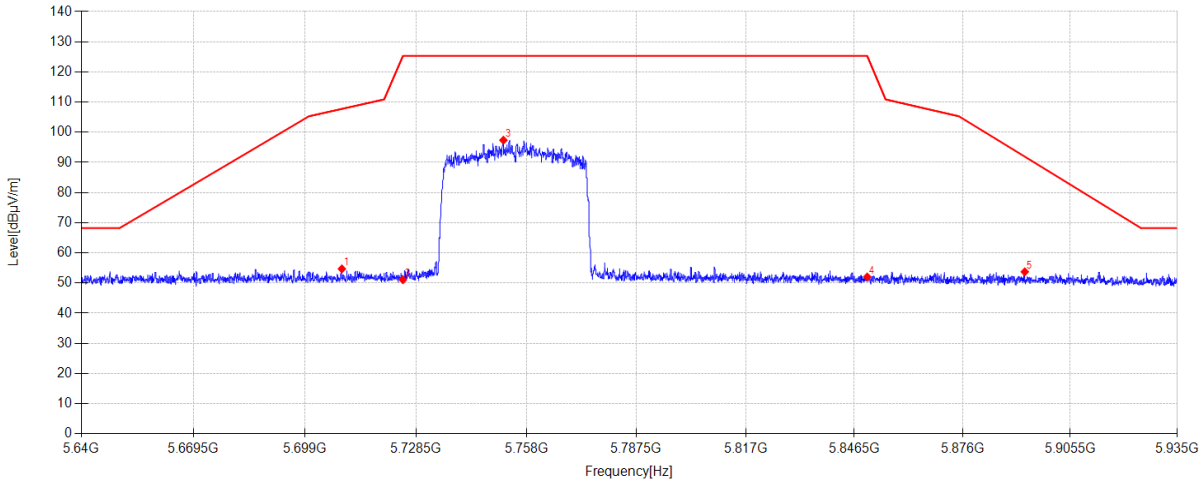

Data List										
NO.	**Freq. [MHz]**	**Reading [dBµV/m]**	**Antenna Factor [dB]**	**Cable loss [dB]**	**AMP [dB]**	**Level [dBµV/m]**	**Limit [dBµV/m]**	**Margin [dB]**	**Detector**	**Polarity**
1	5708.765	45.00	33.65	5.65	-29.60	54.70	107.75	53.05	PK	Horizontal
2	5725.000	41.28	33.75	5.66	-29.60	51.09	125.30	74.21	PK	Horizontal
3	5751.835	87.38	33.91	5.68	-29.60	97.37	125.30	27.93	PK	Horizontal
4	5850.000	41.88	34.00	5.74	-29.60	52.02	125.30	73.28	PK	Horizontal
5	5893.022	43.46	34.09	5.77	-29.60	53.72	91.93	38.21	PK	Horizontal

Note:
1. Level = Reading + Cable loss + Antenna Factor + AMP
2. If Peak Result complies with AV limit, AV Result is deemed to comply with AV limit.
3. Test setup: RBW: 1 MHz, VBW: 3 MHz, Sweep time: auto.

TR-4-E-009 Radiated Emission Test Result

Test Date:	2024-12-12	**Tested By**:	Guoyuan Lin
EUT:	Multi-Channel Soundbar with wireless subwoofer	**Model Number**:	BAR 1300XMK2
Test Mode:	TX 11AX40 MIMO 5755 MHz Mode	**Power Supply**:	AC 120V/60Hz
Condition:	Temp:23.3°C;Humi:59.4%	**Test Site**:	DDT 3# Chamber
File Path:	d:\ts\2024 report data\BAR 1300\FCC RE Above 1G 5.8G\4		
Memo:	Sample Number: S24111520-010		

Test Graph

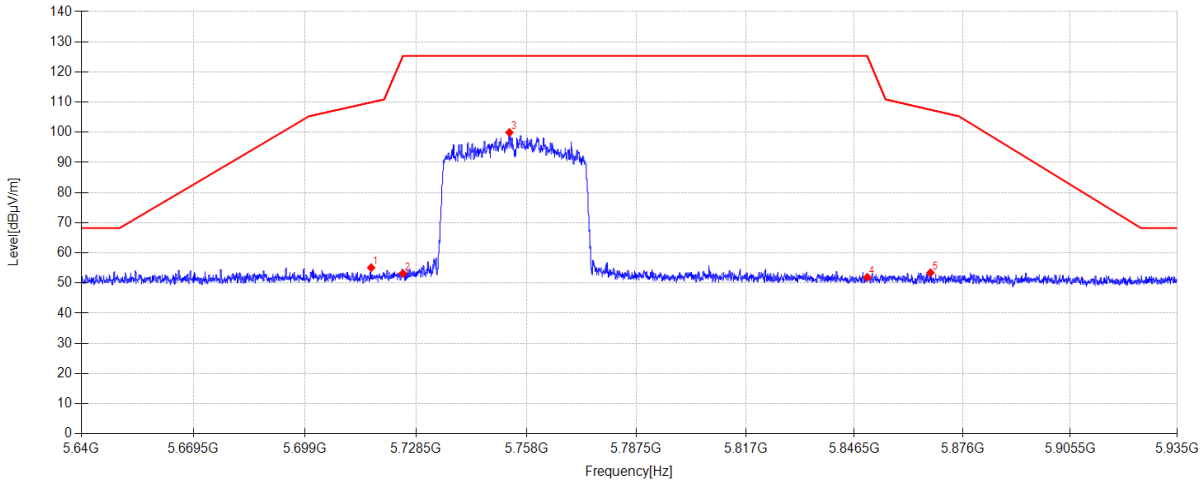

Data List										
NO.	**Freq. [MHz]**	**Reading [dBµV/m]**	**Antenna Factor [dB]**	**Cable loss [dB]**	**AMP [dB]**	**Level [dBµV/m]**	**Limit [dBµV/m]**	**Margin [dB]**	**Detector**	**Polarity**
1	5716.553	45.35	33.70	5.65	-29.60	55.10	109.93	54.83	PK	Vertical
2	5725.000	43.33	33.75	5.66	-29.60	53.14	125.30	72.16	PK	Vertical
3	5753.428	89.95	33.92	5.68	-29.60	99.95	125.30	25.35	PK	Vertical
4	5850.000	41.76	34.00	5.74	-29.60	51.90	125.30	73.40	PK	Vertical
5	5867.239	43.23	34.03	5.75	-29.60	53.41	107.47	54.06	PK	Vertical

Note:
1. Level = Reading + Cable loss + Antenna Factor + AMP
2. If Peak Result complies with AV limit, AV Result is deemed to comply with AV limit.
3. Test setup: RBW: 1 MHz, VBW: 3 MHz, Sweep time: auto.

TR-4-E-009 Radiated Emission Test Result

Test Date:	2024-12-12	**Tested By**:	Guoyuan Lin
EUT:	Multi-Channel Soundbar with wireless subwoofer	**Model Number**:	BAR 1300XMK2
Test Mode:	TX 11AX40 MIMO 5795 MHz Mode	**Power Supply**:	AC 120V/60Hz
Condition:	Temp:23.3°C;Humi:59.4%	**Test Site**:	DDT 3# Chamber
File Path:	d:\ts\2024 report data\BAR 1300\FCC RE Above 1G 5.8G\5		
Memo:	Sample Number: S24111520-010		

Test Graph

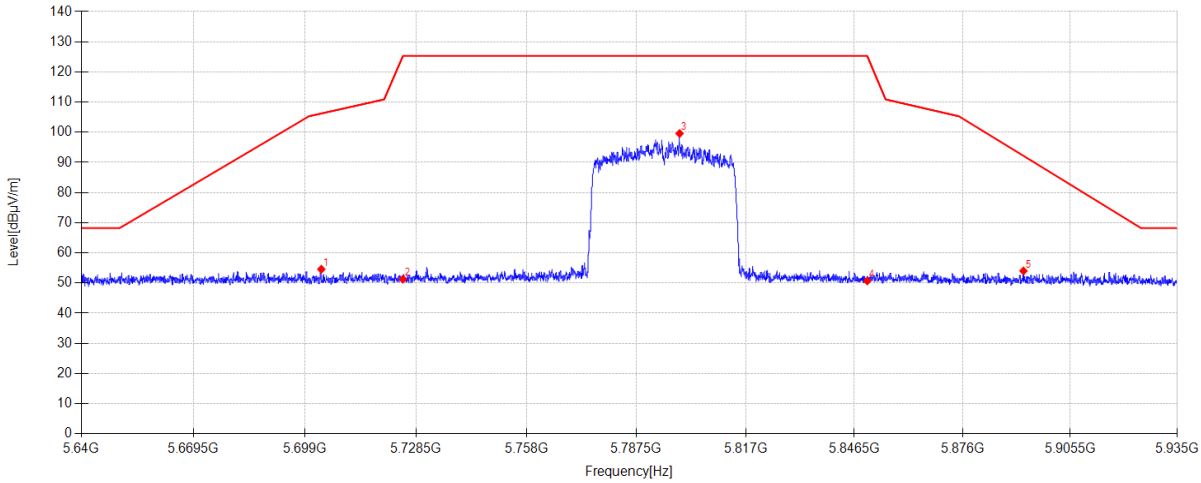

Data List										
NO.	**Freq. [MHz]**	**Reading [dBµV/m]**	**Antenna Factor [dB]**	**Cable loss [dB]**	**AMP [dB]**	**Level [dBµV/m]**	**Limit [dBµV/m]**	**Margin [dB]**	**Detector**	**Polarity**
1	5703.307	44.92	33.62	5.64	-29.60	54.58	106.23	51.65	PK	Horizontal
2	5725.000	41.47	33.75	5.66	-29.60	51.28	125.30	74.02	PK	Horizontal
3	5799.153	89.29	34.19	5.71	-29.60	99.59	125.30	25.71	PK	Horizontal
4	5850.000	40.58	34.00	5.74	-29.60	50.72	125.30	74.58	PK	Horizontal
5	5892.668	43.76	34.09	5.77	-29.60	54.02	92.19	38.17	PK	Horizontal

Note:
1. Level = Reading + Cable loss + Antenna Factor + AMP
2. If Peak Result complies with AV limit, AV Result is deemed to comply with AV limit.
3. Test setup: RBW: 1 MHz, VBW: 3 MHz, Sweep time: auto.

TR-4-E-009 Radiated Emission Test Result

Test Date:	2024-12-12	**Tested By**:	Guoyuan Lin
EUT:	Multi-Channel Soundbar with wireless subwoofer	**Model Number**:	BAR 1300XMK2
Test Mode:	TX 11AX40 MIMO 5795 MHz Mode	**Power Supply**:	AC 120V/60Hz
Condition:	Temp:23.3°C;Humi:59.4%	**Test Site**:	DDT 3# Chamber
File Path:	d:\ts\2024 report data\BAR 1300\FCC RE Above 1G 5.8G\6		
Memo:	Sample Number: S24111520-010		

Test Graph

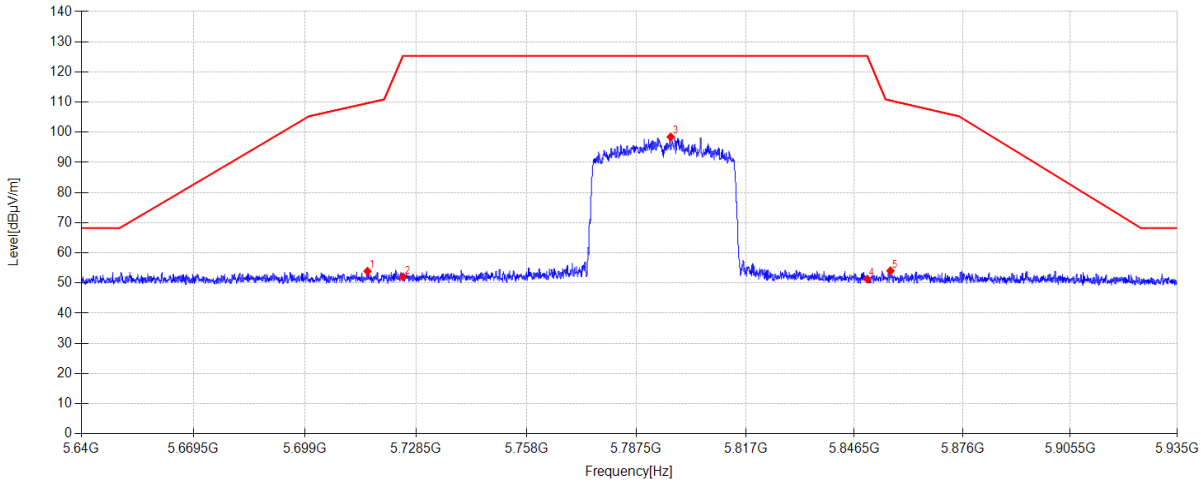

Data List										
NO.	**Freq. [MHz]**	**Reading [dBµV/m]**	**Antenna Factor [dB]**	**Cable loss [dB]**	**AMP [dB]**	**Level [dBµV/m]**	**Limit [dBµV/m]**	**Margin [dB]**	**Detector**	**Polarity**
1	5715.579	44.17	33.69	5.65	-29.60	53.91	109.66	55.75	PK	Vertical
2	5725.000	42.24	33.75	5.66	-29.60	52.05	125.30	73.25	PK	Vertical
3	5796.763	88.16	34.18	5.71	-29.60	98.45	125.30	26.85	PK	Vertical
4	5850.000	41.15	34.00	5.74	-29.60	51.29	125.30	74.01	PK	Vertical
5	5856.324	43.89	34.01	5.75	-29.60	54.05	110.53	56.48	PK	Vertical

Note:
1. Level = Reading + Cable loss + Antenna Factor + AMP
2. If Peak Result complies with AV limit, AV Result is deemed to comply with AV limit.
3. Test setup: RBW: 1 MHz, VBW: 3 MHz, Sweep time: auto.

TR-4-E-009 Radiated Emission Test Result

Test Date:	2024-12-12	**Tested By**:	Guoyuan Lin
EUT:	Multi-Channel Soundbar with wireless subwoofer	**Model Number**:	BAR 1300XMK2
Test Mode:	TX 11AX80 MIMO 5775 MHz Mode	**Power Supply**:	AC 120V/60Hz
Condition:	Temp:23.3°C;Humi:59.4%	**Test Site**:	DDT 3# Chamber
File Path:	d:\ts\2024 report data\BAR 1300\FCC RE Above 1G 5.8G\1		
Memo:	Sample Number: S24111520-010		

Test Graph

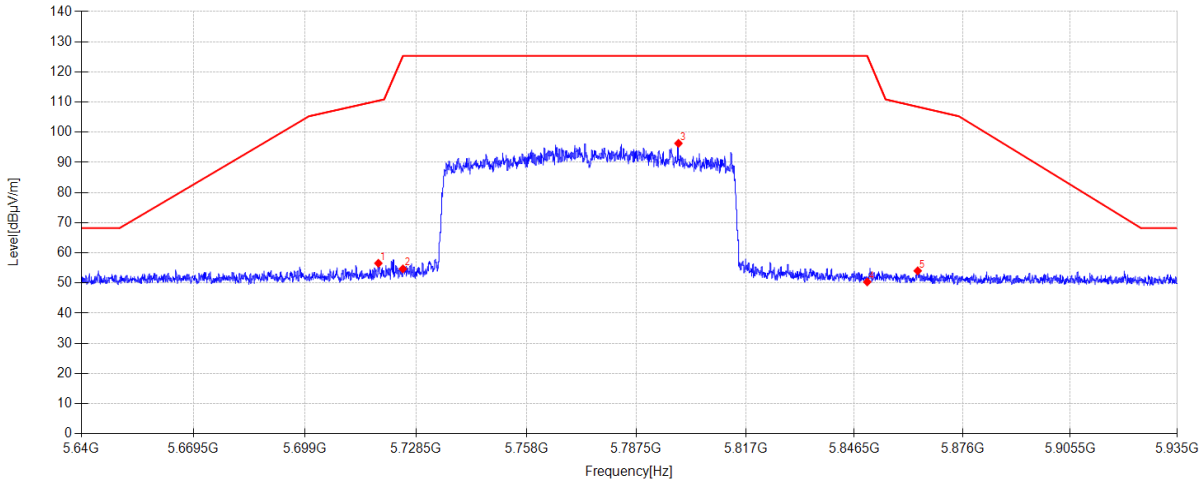

Data List										
NO.	**Freq. [MHz]**	**Reading [dBµV/m]**	**Antenna Factor [dB]**	**Cable loss [dB]**	**AMP [dB]**	**Level [dBµV/m]**	**Limit [dBµV/m]**	**Margin [dB]**	**Detector**	**Polarity**
1	5718.470	46.79	33.71	5.65	-29.60	56.55	110.47	53.92	PK	Horizontal
2	5725.000	44.88	33.75	5.66	-29.60	54.69	125.30	70.61	PK	Horizontal
3	5798.858	86.03	34.19	5.71	-29.60	96.33	125.30	28.97	PK	Horizontal
4	5850.000	40.23	34.00	5.74	-29.60	50.37	125.30	74.93	PK	Horizontal
5	5863.758	43.86	34.03	5.75	-29.60	54.04	108.45	54.41	PK	Horizontal

Note:
1. Level = Reading + Cable loss + Antenna Factor + AMP
2. If Peak Result complies with AV limit, AV Result is deemed to comply with AV limit.
3. Test setup: RBW: 1 MHz, VBW: 3 MHz, Sweep time: auto.

TR-4-E-009 Radiated Emission Test Result

Test Date:	2024-12-12	**Tested By**:	Guoyuan Lin
EUT:	Multi-Channel Soundbar with wireless subwoofer	**Model Number**:	BAR 1300XMK2
Test Mode:	TX 11AX80 MIMO 5775 MHz Mode	**Power Supply**:	AC 120V/60Hz
Condition:	Temp:23.3°C;Humi:59.4%	**Test Site**:	DDT 3# Chamber
File Path:	d:\ts\2024 report data\BAR 1300\FCC RE Above 1G 5.8G\2		
Memo:	Sample Number: S24111520-010		

Test Graph

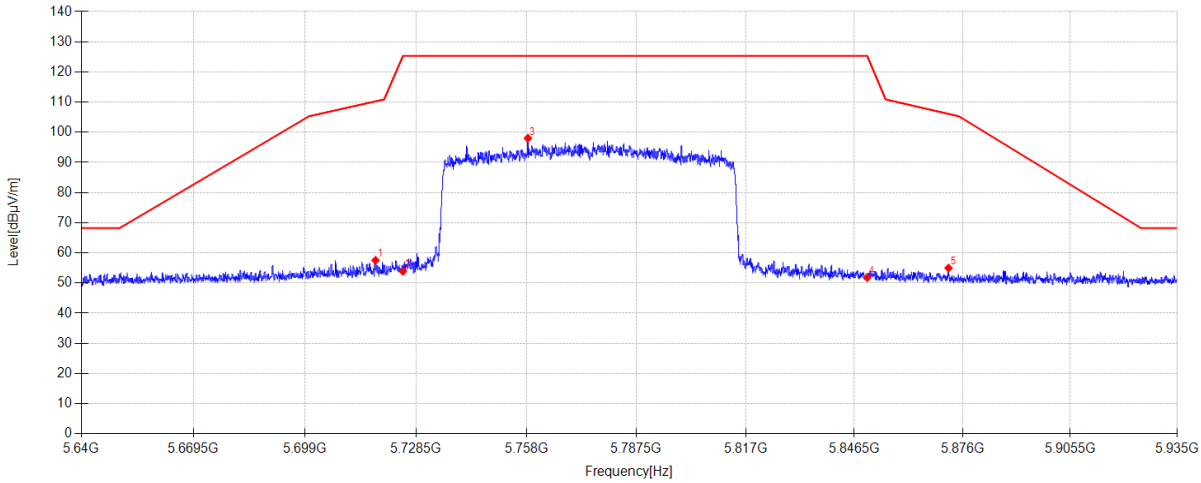

Data List										
NO.	**Freq. [MHz]**	**Reading [dBµV/m]**	**Antenna Factor [dB]**	**Cable loss [dB]**	**AMP [dB]**	**Level [dBµV/m]**	**Limit [dBµV/m]**	**Margin [dB]**	**Detector**	**Polarity**
1	5717.703	47.77	33.71	5.65	-29.60	57.53	110.26	52.73	PK	Vertical
2	5725.000	44.06	33.75	5.66	-29.60	53.87	125.30	71.43	PK	Vertical
3	5758.384	87.99	33.95	5.68	-29.60	98.02	125.30	27.28	PK	Vertical
4	5850.000	41.69	34.00	5.74	-29.60	51.83	125.30	73.47	PK	Vertical
5	5872.165	44.77	34.04	5.76	-29.60	54.97	106.09	51.12	PK	Vertical

Note:
1. Level = Reading + Cable loss + Antenna Factor + AMP
2. If Peak Result complies with AV limit, AV Result is deemed to comply with AV limit.
3. Test setup: RBW: 1 MHz, VBW: 3 MHz, Sweep time: auto.

TR-4-E-009 Radiated Emission Test Result

Test Date:	2024-12-12	**Tested By**:	Guoyuan Lin
EUT:	Multi-Channel Soundbar with wireless subwoofer	**Model Number**:	BAR 1300XMK2
Test Mode:	TX 11AX20 RU0 MIMO 5745 MHz	**Power Supply**:	AC 120V/60Hz
Condition:	Temp:23.3°C;Humi:59.4%	**Test Site**:	DDT 3# Chamber
File Path:	d:\ts\2024 report data\BAR 1300\5.8G RU\9		
Memo:	Sample Number: S24111520-010		

Test Graph

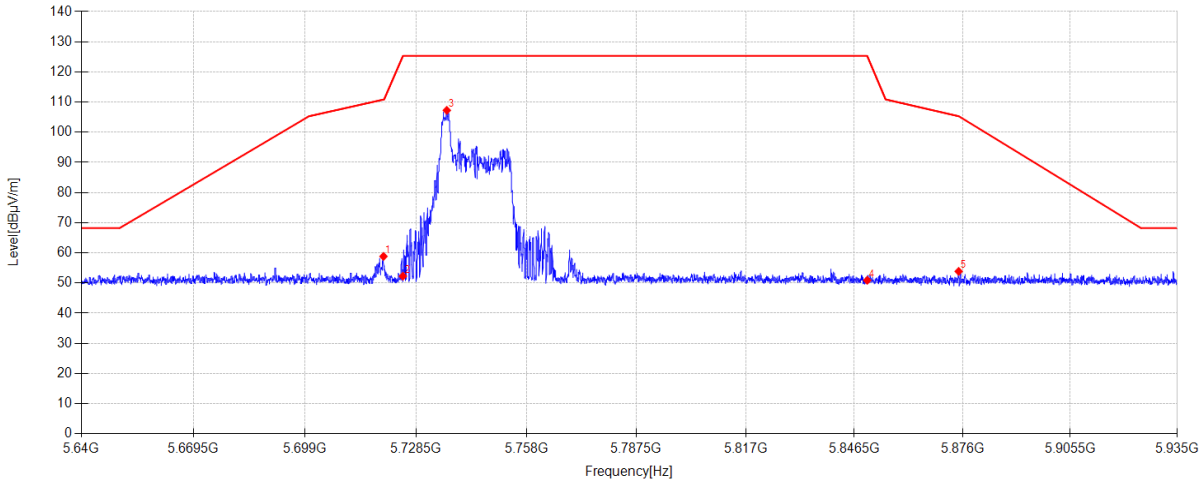

Data List										
NO.	**Freq. [MHz]**	**Reading [dBµV/m]**	**Antenna Factor [dB]**	**Cable loss [dB]**	**AMP [dB]**	**Level [dBµV/m]**	**Limit [dBµV/m]**	**Margin [dB]**	**Detector**	**Polarity**
1	5719.827	49.04	33.72	5.66	-29.60	58.82	110.85	52.03	PK	Horizontal
2	5725.000	42.46	33.75	5.66	-29.60	52.27	125.30	73.03	PK	Horizontal
3	5736.701	97.38	33.82	5.67	-29.60	107.27	125.30	18.03	PK	Horizontal
4	5850.000	40.76	34.00	5.74	-29.60	50.90	125.30	74.40	PK	Horizontal
5	5874.938	43.65	34.05	5.76	-29.60	53.86	105.32	51.46	PK	Horizontal

Note:
1. Level = Reading + Cable loss + Antenna Factor + AMP
2. If Peak Result complies with AV limit, AV Result is deemed to comply with AV limit.
3. Test setup: RBW: 1 MHz, VBW: 3 MHz, Sweep time: auto.

TR-4-E-009 Radiated Emission Test Result

Test Date:	2024-12-12	**Tested By**:	Guoyuan Lin
EUT:	Multi-Channel Soundbar with wireless subwoofer	**Model Number**:	BAR 1300XMK2
Test Mode:	TX 11AX20 RU0 MIMO 5745 MHz	**Power Supply**:	AC 120V/60Hz
Condition:	Temp:23.3°C;Humi:59.4%	**Test Site**:	DDT 3# Chamber
File Path:	d:\ts\2024 report data\BAR 1300\5.8G RU\10		
Memo:	Sample Number: S24111520-010		

Test Graph

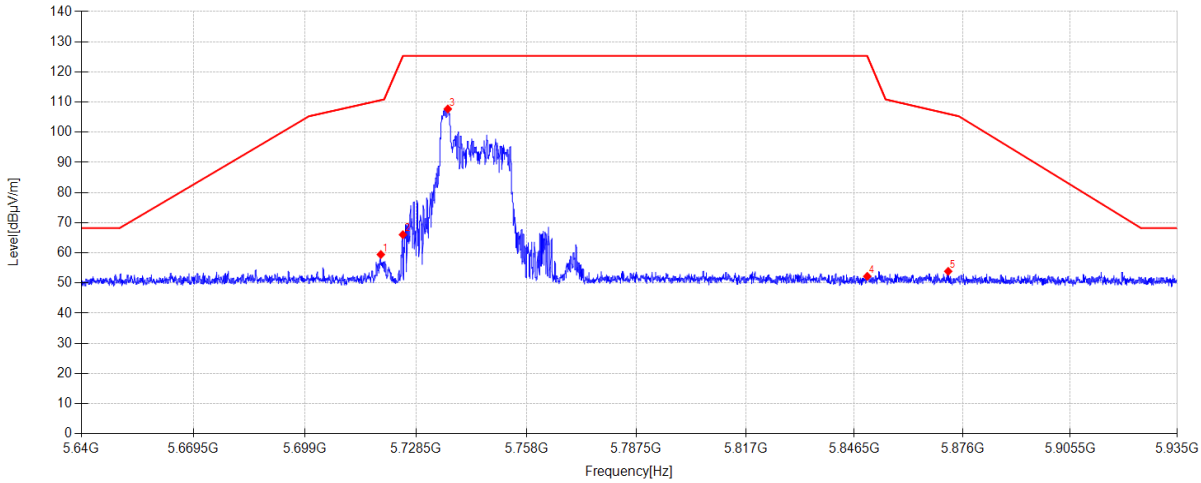

Data List										
NO.	**Freq. [MHz]**	**Reading [dBµV/m]**	**Antenna Factor [dB]**	**Cable loss [dB]**	**AMP [dB]**	**Level [dBµV/m]**	**Limit [dBµV/m]**	**Margin [dB]**	**Detector**	**Polarity**
1	5719.119	49.70	33.71	5.65	-29.60	59.46	110.65	51.19	PK	Vertical
2	5725.000	56.23	33.75	5.66	-29.60	66.04	125.30	59.26	PK	Vertical
3	5736.967	97.83	33.82	5.67	-29.60	107.72	125.30	17.58	PK	Vertical
4	5850.000	42.08	34.00	5.74	-29.60	52.22	125.30	73.08	PK	Vertical
5	5872.077	43.68	34.04	5.76	-29.60	53.88	106.12	52.24	PK	Vertical

Note:
1. Level = Reading + Cable loss + Antenna Factor + AMP
2. If Peak Result complies with AV limit, AV Result is deemed to comply with AV limit.
3. Test setup: RBW: 1 MHz, VBW: 3 MHz, Sweep time: auto.

TR-4-E-009 Radiated Emission Test Result

Test Date:	2024-12-12	**Tested By**:	Guoyuan Lin
EUT:	Multi-Channel Soundbar with wireless subwoofer	**Model Number**:	BAR 1300XMK2
Test Mode:	TX 11AX20 RU0 MIMO 5825 MHz	**Power Supply**:	AC 120V/60Hz
Condition:	Temp:23.3°C;Humi:59.4%	**Test Site**:	DDT 3# Chamber
File Path:	d:\ts\2024 report data\BAR 1300\5.8G RU\11		
Memo:	Sample Number: S24111520-010		

Test Graph

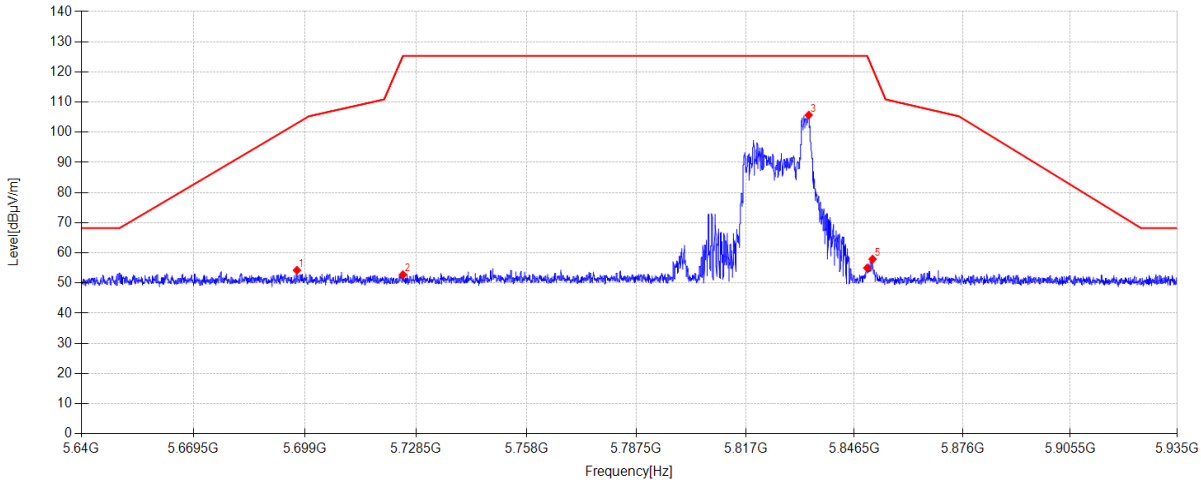

Data List										
NO.	**Freq. [MHz]**	**Reading [dBµV/m]**	**Antenna Factor [dB]**	**Cable loss [dB]**	**AMP [dB]**	**Level [dBµV/m]**	**Limit [dBµV/m]**	**Margin [dB]**	**Detector**	**Polarity**
1	5696.847	44.61	33.59	5.64	-29.60	54.24	102.96	48.72	PK	Horizontal
2	5725.000	42.96	33.75	5.66	-29.60	52.77	125.30	72.53	PK	Horizontal
3	5834.110	95.50	34.06	5.73	-29.60	105.69	125.30	19.61	PK	Horizontal
4	5850.000	44.84	34.00	5.74	-29.60	54.98	125.30	70.32	PK	Horizontal
5	5851.456	47.79	34.00	5.74	-29.60	57.93	121.11	63.18	PK	Horizontal

Note:
1. Level = Reading + Cable loss + Antenna Factor + AMP
2. If Peak Result complies with AV limit, AV Result is deemed to comply with AV limit.
3. Test setup: RBW: 1 MHz, VBW: 3 MHz, Sweep time: auto.

TR-4-E-009 Radiated Emission Test Result

Test Date:	2024-12-12	**Tested By**:	Guoyuan Lin
EUT:	Multi-Channel Soundbar with wireless subwoofer	**Model Number**:	BAR 1300XMK2
Test Mode:	TX 11AX20 RU0 MIMO 5825 MHz	**Power Supply**:	AC 120V/60Hz
Condition:	Temp:23.3°C;Humi:59.4%	**Test Site**:	DDT 3# Chamber
File Path:	d:\ts\2024 report data\BAR 1300\5.8G RU\12		
Memo:	Sample Number: S24111520-010		

Test Graph

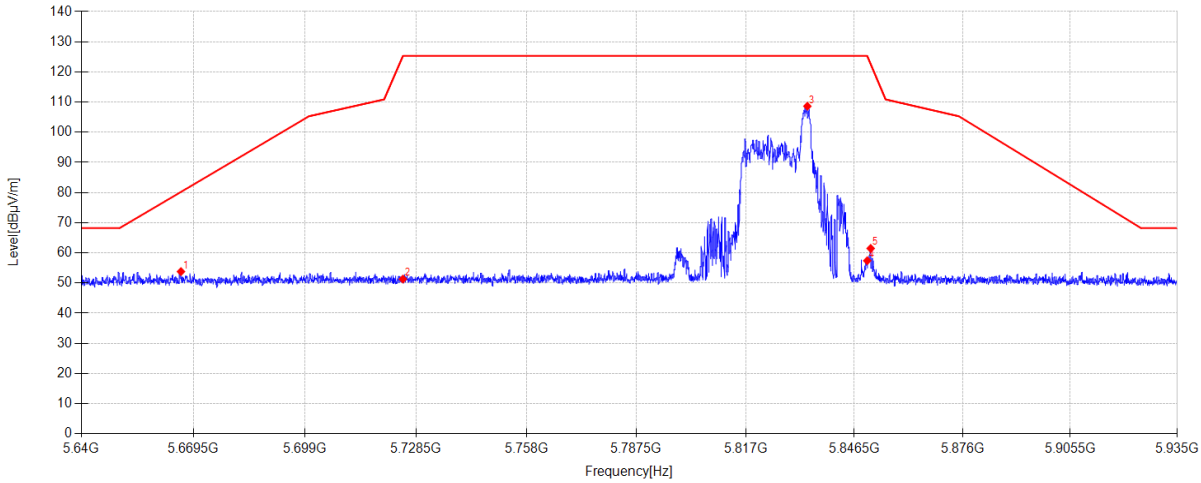

Data List										
NO.	**Freq. [MHz]**	**Reading [dBµV/m]**	**Antenna Factor [dB]**	**Cable loss [dB]**	**AMP [dB]**	**Level [dBµV/m]**	**Limit [dBµV/m]**	**Margin [dB]**	**Detector**	**Polarity**
1	5666.196	44.31	33.46	5.62	-29.60	53.79	80.22	26.43	PK	Vertical
2	5725.000	41.51	33.75	5.66	-29.60	51.32	125.30	73.98	PK	Vertical
3	5833.727	98.44	34.07	5.73	-29.60	108.64	125.30	16.66	PK	Vertical
4	5850.000	47.26	34.00	5.74	-29.60	57.40	125.30	67.90	PK	Vertical
5	5850.925	51.34	34.00	5.74	-29.60	61.48	122.64	61.16	PK	Vertical

Note:
1. Level = Reading + Cable loss + Antenna Factor + AMP
2. If Peak Result complies with AV limit, AV Result is deemed to comply with AV limit.
3. Test setup: RBW: 1 MHz, VBW: 3 MHz, Sweep time: auto.

15.Power Line Conducted Emissions

15.1. Test equipment

Equipment	Manufacturer	Model No.	Serial No.	Cal Due To
EMI Test Receiver	R&S	ESCI	DDT-ZC01972	2025/03/31
Two Line V-Network	R&S	ENV216	DDT-ZC00586	2025/07/08
Copper shaft signal cable	H&S	RG214-5	DDT-ZC01817	2025/03/31
Condected Radiated Software	Audix	E3	DDT-ZC00562	/
Pulse Limiter	R&S	KH43101	DDT-ZC00747	2025/04/22
Two Line V-Network	R&S	ENV216	DDT-ZC02058	2025/07/08

15.2. Block diagram of test setup

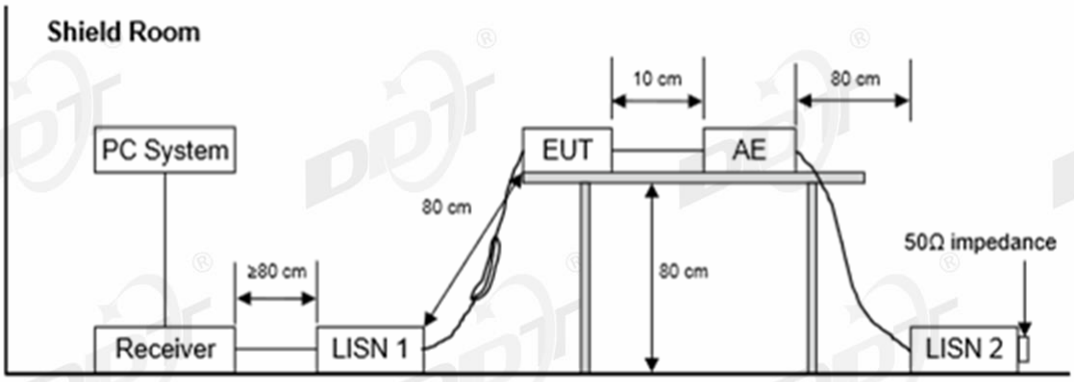

15.3. Limits

Frequency	Quasi-Peak Level dB(uV)	Average Level dB(uV)
150 kHz~500 kHz	66 ~ 56*	56 ~ 46*
500 kHz~5 MHz	56	46
5 MHz~30 MHz	60	50

Note 1: * Decreasing linearly with logarithm of frequency.

Note 2: The lower limit shall apply at the transition frequencies.

15.4. Assistant equipment used for test

Assistant equipment	Manufacturer	Model number	Description	other
/	/	/	/	/

15.5. Test procedure

The EUT and Support equipment, if needed, were put placed on a non-metallic table, 80cm above the ground plane.

All support equipment power received from a second LISN.

Emissions were measured on each current carrying line of the EUT using an EMI Test Receiver connected to the LISN powering the EUT.

The Receiver scanned from 150 kHz to 30 MHz for emissions in each of the test modes.

During the above scans, the emissions were maximized by cable manipulation.

The test mode(s) described in clause 2.4 were scanned during the preliminary test.

After the preliminary scan, we found the test mode producing the highest emission level.

The EUT configuration and worse cable configuration of the above highest emission levels were recorded for reference of the final test.

EUT and support equipment were set up on the test bench as per the configuration with highest emission level in the preliminary test.

A scan was taken on both power lines, Neutral and Line, recording at least the six highest emissions.

Emission frequency and amplitude were recorded into a computer in which correction factors were used to calculate the emission level and compare reading to the applicable limit.

The test data of the worst-case condition(s) was recorded.

The bandwidth of test receiver is set at 9 kHz.

15.6. Test result

PASS. (See below detailed test result)

Note1: All emissions not reported below are too low against the prescribed limits.

Note2: "-----" means Peak detection; "-----" means Average detection.

Note3: Pre-test AC conducted emission at both voltage AC 120V/60Hz and AC 240V/50Hz, recorded the worst case.

15.7. Test data

TR-4-E-010 Conducted Emission Test Result

Test Site	: DDT 5# Shield Room	D:\2025 report data\Q24111520-1E\0217 CE.EM6	
Test Date	: 2025-02-17	**Tested By**	: Gen Liu
EUT	: Multi-Channel Soundbar with wireless subwoofer	**Model Number**	: BAR 1300XMK2
Power Supply	: AC 120V/60Hz	**Test Mode**	: Tx mode
Condition	: Temp:21.7°C,Humi:56.8%	**LISN**	: 2023 ENV216 2#/LINE
Memo	: Sample Number: S24111520-010		

Data: 18

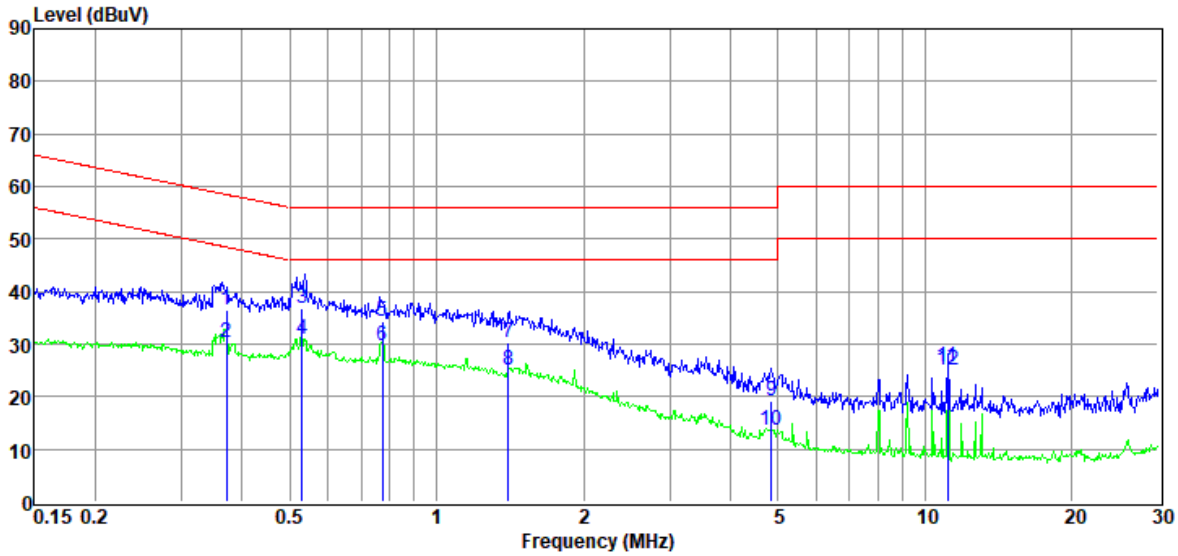

Item (Mark)	Freq. (MHz)	Read Level (dBµV)	LISN Factor (dB)	Cable Loss (dB)	Pulse Limiter Factor (dB)	Result Level (dBµV)	Limit Line (dBµV)	Over Limit (dB)	Detector	Phase
1	0.37	16.45	9.94	0.09	10.07	36.55	58.47	-21.92	QP	LINE
2	0.37	10.19	9.94	0.09	10.07	30.29	48.47	-18.18	Average	LINE
3	0.53	16.75	9.97	0.10	10.07	36.89	56.00	-19.11	QP	LINE
4	0.53	10.71	9.97	0.10	10.07	30.85	46.00	-15.15	Average	LINE
5	0.78	14.17	9.97	0.10	10.06	34.30	56.00	-21.70	QP	LINE
6	0.78	9.51	9.97	0.10	10.06	29.64	46.00	-16.36	Average	LINE
7	1.40	10.04	9.99	0.13	10.05	30.21	56.00	-25.79	QP	LINE
8	1.40	4.91	9.99	0.13	10.05	25.08	46.00	-20.92	Average	LINE
9	4.85	-1.02	9.91	0.19	10.06	19.14	56.00	-36.86	QP	LINE
10	4.85	-6.55	9.91	0.19	10.06	13.61	46.00	-32.39	Average	LINE
11	11.14	5.42	10.03	0.25	10.06	25.76	60.00	-34.24	QP	LINE
12	11.14	4.73	10.03	0.25	10.06	25.07	50.00	-24.93	Average	LINE

Note: 1. Result Level = Read Level +LISN Factor + Pulse Limiter Factor + Cable loss.
2. If QP Result complies with AV limit, AV Result is deemed to comply with AV limit.
3. Test setup: RBW: 200 Hz (9 kHz—150 kHz), 9 kHz (150 kHz—30 MHz).
4. Step size: 80Hz (0.009MHz-0.15MHz), 4 kHz (0.15MHz-30MHz), Scan time: auto.

TR-4-E-010 Conducted Emission Test Result

Test Site	: DDT 5# Shield Room	D:\2025 report data\Q24111520-1E\0217 CE.EM6	
Test Date	: 2025-02-17	**Tested By**	: Gen Liu
EUT	: Multi-Channel Soundbar with wireless subwoofer	**Model Number**	: BAR 1300XMK2
Power Supply	: AC 120V/60Hz	**Test Mode**	: Tx mode
Condition	: Temp:21.7°C,Humi:56.8%	**LISN**	: 2023 ENV216 2#/NEUTRAL
Memo	: Sample Number: S24111520-010		

Data: 20

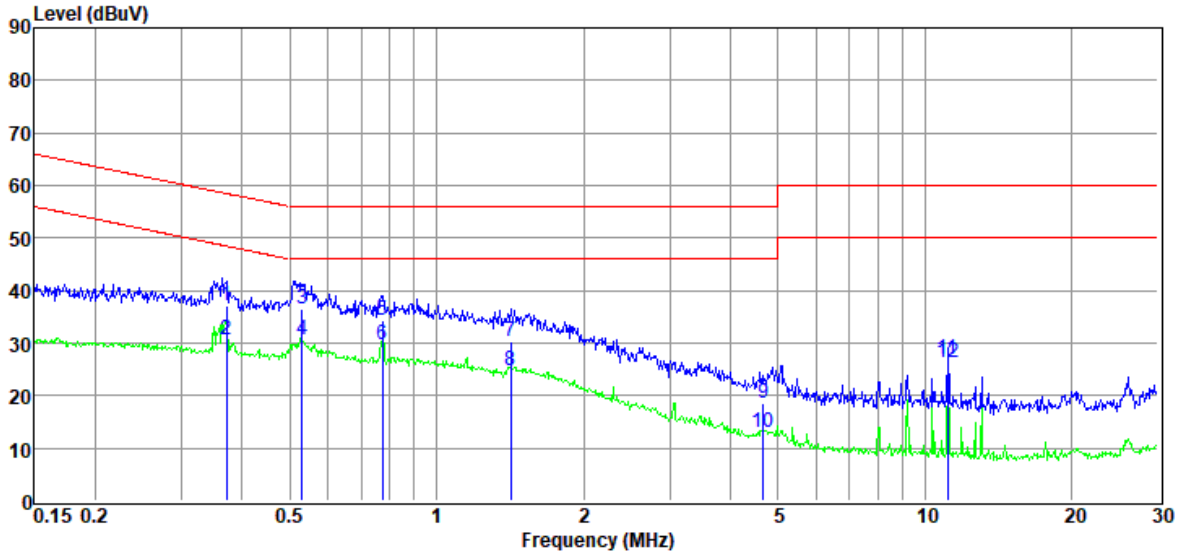

Item (Mark)	Freq. (MHz)	Read Level (dBµV)	LISN Factor (dB)	Cable Loss (dB)	Pulse Limiter Factor (dB)	Result Level (dBµV)	Limit Line (dBµV)	Over Limit (dB)	Detector	Phase
1	0.37	16.87	10.04	0.09	10.07	37.07	58.47	-21.40	QP	NEUTRAL
2	0.37	10.37	10.04	0.09	10.07	30.57	48.47	-17.90	Average	NEUTRAL
3	0.53	16.49	9.98	0.10	10.07	36.64	56.00	-19.36	QP	NEUTRAL
4	0.53	10.36	9.98	0.10	10.07	30.51	46.00	-15.49	Average	NEUTRAL
5	0.78	14.15	9.97	0.10	10.06	34.28	56.00	-21.72	QP	NEUTRAL
6	0.78	9.56	9.97	0.10	10.06	29.69	46.00	-16.31	Average	NEUTRAL
7	1.42	10.10	9.97	0.13	10.06	30.26	56.00	-25.74	QP	NEUTRAL
8	1.42	4.73	9.97	0.13	10.06	24.89	46.00	-21.11	Average	NEUTRAL
9	4.67	-1.55	10.00	0.19	10.06	18.70	56.00	-37.30	QP	NEUTRAL
10	4.67	-7.12	10.00	0.19	10.06	13.13	46.00	-32.87	Average	NEUTRAL
11	11.14	6.61	10.04	0.25	10.06	26.96	60.00	-33.04	QP	NEUTRAL
12	11.14	6.09	10.04	0.25	10.06	26.44	50.00	-23.56	Average	NEUTRAL

Note: 1. Result Level = Read Level +LISN Factor + Pulse Limiter Factor + Cable loss.
2. If QP Result complies with AV limit, AV Result is deemed to comply with AV limit.
3. Test setup: RBW: 200 Hz (9 kHz—150 kHz), 9 kHz (150 kHz—30 MHz).
4. Step size: 80Hz (0.009MHz-0.15MHz), 4 kHz (0.15MHz-30MHz), Scan time: auto.

17. Photos of the EUT

Please refer to DDT-Q24111520-2E appendix Ⅰ

----------End Report----------