Date/Time: 12/23/03 11:24:22

Test Laboratory: JAPAN QUALITY ASSURANCE ORGANIZATION
File Name: Left_Low_Touch_1900.da4

Cheek/Touch 0512ch (1850.20MHz)

DUT: GSM-PCS Cell-Phone; Type: GX30; Serial: PP2-385
Program: Left Head

Communication System: GSM 1900; Frequency: 1850.2 MHz;Duty Cycle: 1:8.5
Medium: HSL1900 (σ = 1.425 mho/m, ε_r = 38.65, ρ = 1000 kg/m^3)
Phantom section: Left Section
Measurement Standard: DASY4 (High Precision Assessment)

DASY4 Configuration:

- Probe: ET3DV6 - SN1678; ConvF(5.3, 5.3, 5.3); Calibrated: 2003/02/07
- Sensor-Surface: 4mm (Mechanical And Optical Surface Detection)
- Electronics: DAE3 Sn508; Calibrated: 2003/01/31
- Phantom: SAM 1194; Type: QD 000 P40 CA; Serial: 1194
- Measurement SW: DASY4, V4.1 Build 47; Postprocessing SW: SEMCAD, V1.6 Build 115

Cheek/Touch Position/Area Scan (16x10x1): Measurement grid: dx=10mm, dy=10mm
Reference Value = 8.34 V/m
Power Drift = 0.06 dB
Maximum value of SAR = 0.605 mW/g

Cheek/Touch Position/Zoom Scan (5x5x7)/Cube 0: Measurement grid: dx=8mm, dy=8mm, dz=5mm
Peak SAR (extrapolated) = 0.935 W/kg
SAR(1 g) = 0.552 mW/g; SAR(10 g) = 0.291 mW/g
Reference Value = 8.34 V/m
Power Drift = 0.06 dB
Maximum value of SAR = 0.619 mW/g

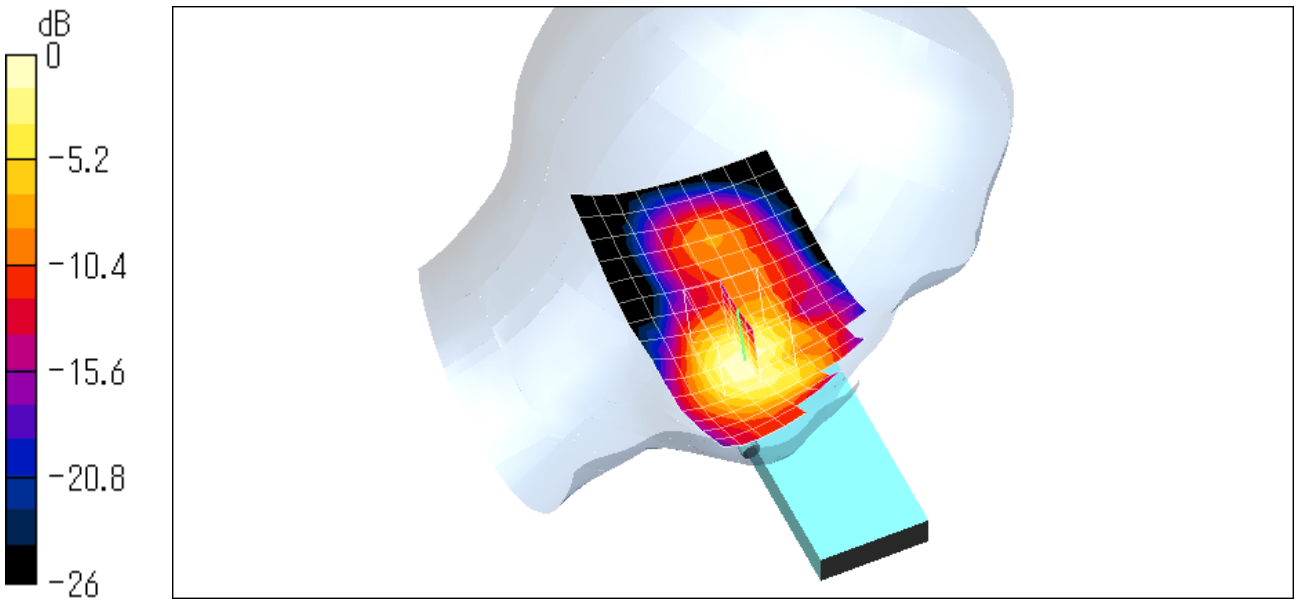

0 dB = 0.619mW/g

Date/Time: 12/23/03 11:57:18

Test Laboratory: JAPAN QUALITY ASSURANCE ORGANIZATION
File Name: Left_Mid_Touch_1900.da4

Cheek/Touch 0661ch (1880.00MHz)

DUT: GSM-PCS Cell-Phone; Type: GX30; Serial: PP2-385
Program: Left Head

Communication System: GSM 1900; Frequency: 1880 MHz;Duty Cycle: 1:8.5
Medium: HSL1900 (σ = 1.425 mho/m, ε_r = 38.65, ρ = 1000 kg/m^3)
Phantom section: Left Section
Measurement Standard: DASY4 (High Precision Assessment)

DASY4 Configuration:

- Probe: ET3DV6 - SN1678; ConvF(5.3, 5.3, 5.3); Calibrated: 2003/02/07
- Sensor-Surface: 4mm (Mechanical And Optical Surface Detection)
- Electronics: DAE3 Sn508; Calibrated: 2003/01/31
- Phantom: SAM 1194; Type: QD 000 P40 CA; Serial: 1194
- Measurement SW: DASY4, V4.1 Build 47; Postprocessing SW: SEMCAD, V1.6 Build 115

Cheek/Touch Position/Area Scan (16x10x1): Measurement grid: dx=10mm, dy=10mm
Reference Value = 8.61 V/m
Power Drift = -0.07 dB
Maximum value of SAR = 0.538 mW/g

Cheek/Touch Position/Zoom Scan (5x5x7)/Cube 0: Measurement grid: dx=8mm, dy=8mm, dz=5mm
Peak SAR (extrapolated) = 0.822 W/kg
SAR(1 g) = 0.491 mW/g; SAR(10 g) = 0.262 mW/g
Reference Value = 8.61 V/m
Power Drift = -0.07 dB
Maximum value of SAR = 0.54 mW/g

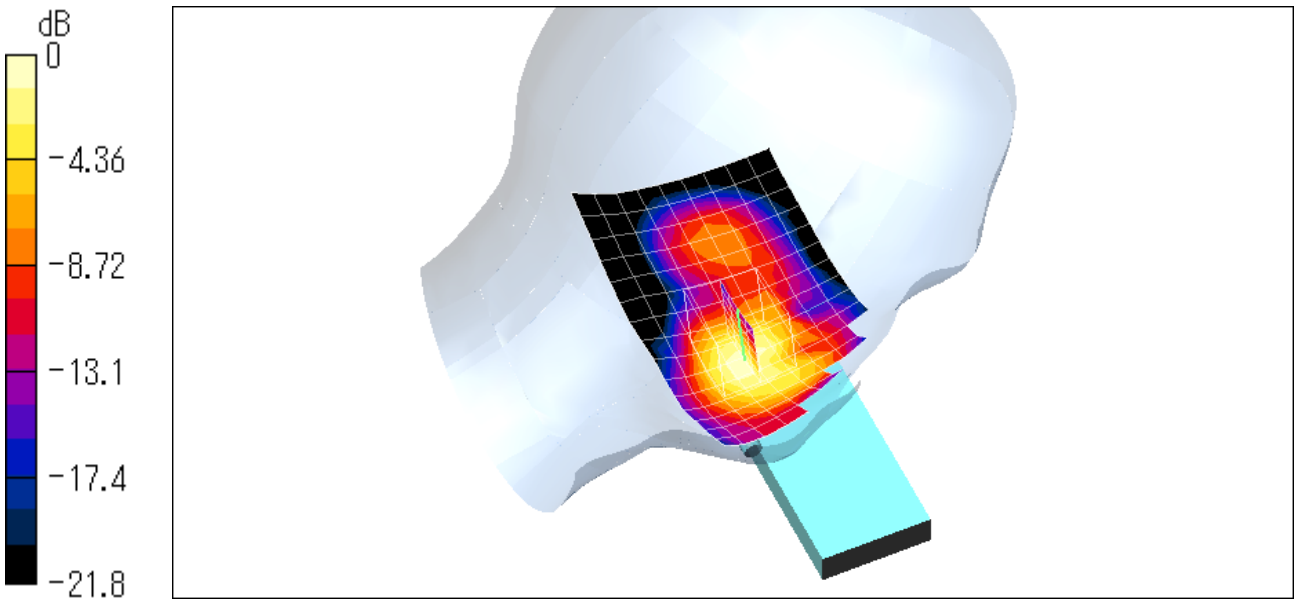

0 dB = 0.54mW/g

Date/Time: 12/23/03 12:27:54

Test Laboratory: JAPAN QUALITY ASSURANCE ORGANIZATION
File Name: Left_High_Touch_1900.da4

Cheek/Touch 0810ch (1909.80MHz)

DUT: GSM-PCS Cell-Phone; Type: GX30; Serial: PP2-385
Program: Left Head

Communication System: GSM 1900; Frequency: 1909.8 MHz;Duty Cycle: 1:8.5
Medium: HSL1900 (σ = 1.425 mho/m, ε_r = 38.65, ρ = 1000 kg/m^3)
Phantom section: Left Section
Measurement Standard: DASY4 (High Precision Assessment)

DASY4 Configuration:

- Probe: ET3DV6 - SN1678; ConvF(5.3, 5.3, 5.3); Calibrated: 2003/02/07
- Sensor-Surface: 4mm (Mechanical And Optical Surface Detection)
- Electronics: DAE3 Sn508; Calibrated: 2003/01/31
- Phantom: SAM 1194; Type: QD 000 P40 CA; Serial: 1194
- Measurement SW: DASY4, V4.1 Build 47; Postprocessing SW: SEMCAD, V1.6 Build 115

Cheek/Touch Position/Area Scan (16x10x1): Measurement grid: dx=10mm, dy=10mm
Reference Value = 7.61 V/m
Power Drift = -0.07 dB
Maximum value of SAR = 0.475 mW/g

Cheek/Touch Position/Zoom Scan (5x5x7)/Cube 0: Measurement grid: dx=8mm, dy=8mm, dz=5mm
Peak SAR (extrapolated) = 0.734 W/kg
SAR(1 g) = 0.43 mW/g; SAR(10 g) = 0.23 mW/g
Reference Value = 7.61 V/m
Power Drift = -0.07 dB
Maximum value of SAR = 0.478 mW/g

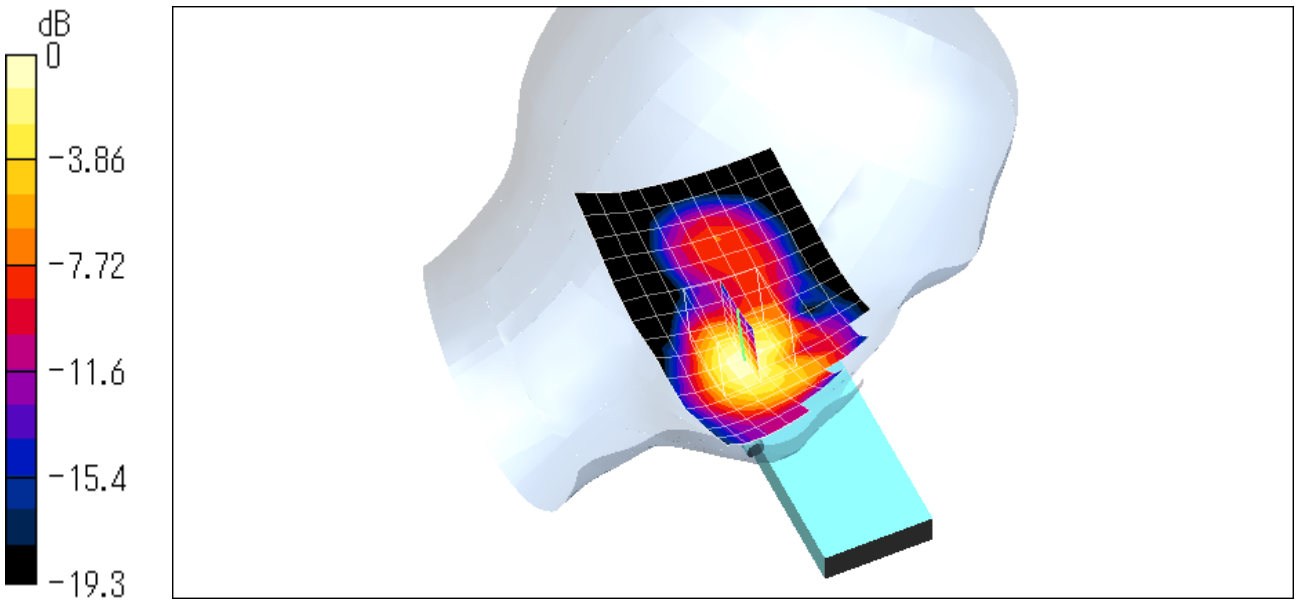

0 dB = 0.478mW/g

Date/Time: 12/23/03 13:02:26

Test Laboratory: JAPAN QUALITY ASSURANCE ORGANIZATION
File Name: Left_Low_Tilt_1900.da4

Ear/Tilt 0512ch (1850.20MHz)

DUT: GSM-PCS Cell-Phone; Type: GX30; Serial: PP2-385
Program: Left Head

Communication System: GSM 1900; Frequency: 1850.2 MHz;Duty Cycle: 1:8.5
Medium: HSL1900 (σ = 1.425 mho/m, ε_r = 38.65, ρ = 1000 kg/m^3)
Phantom section: Left Section
Measurement Standard: DASY4 (High Precision Assessment)

DASY4 Configuration:

- Probe: ET3DV6 - SN1678; ConvF(5.3, 5.3, 5.3); Calibrated: 2003/02/07
- Sensor-Surface: 4mm (Mechanical And Optical Surface Detection)
- Electronics: DAE3 Sn508; Calibrated: 2003/01/31
- Phantom: SAM 1194; Type: QD 000 P40 CA; Serial: 1194
- Measurement SW: DASY4, V4.1 Build 47; Postprocessing SW: SEMCAD, V1.6 Build 115

Ear/Tilt Position/Area Scan (16x10x1): Measurement grid: dx=10mm, dy=10mm
Reference Value = 9.58 V/m
Power Drift = 0.07 dB
Maximum value of SAR = 0.13 mW/g

Ear/Tilt Position/Zoom Scan (5x5x7)/Cube 0: Measurement grid: dx=8mm, dy=8mm, dz=5mm
Peak SAR (extrapolated) = 0.191 W/kg
SAR(1 g) = 0.12 mW/g; SAR(10 g) = 0.0665 mW/g
Reference Value = 9.58 V/m
Power Drift = 0.07 dB
Maximum value of SAR = 0.132 mW/g

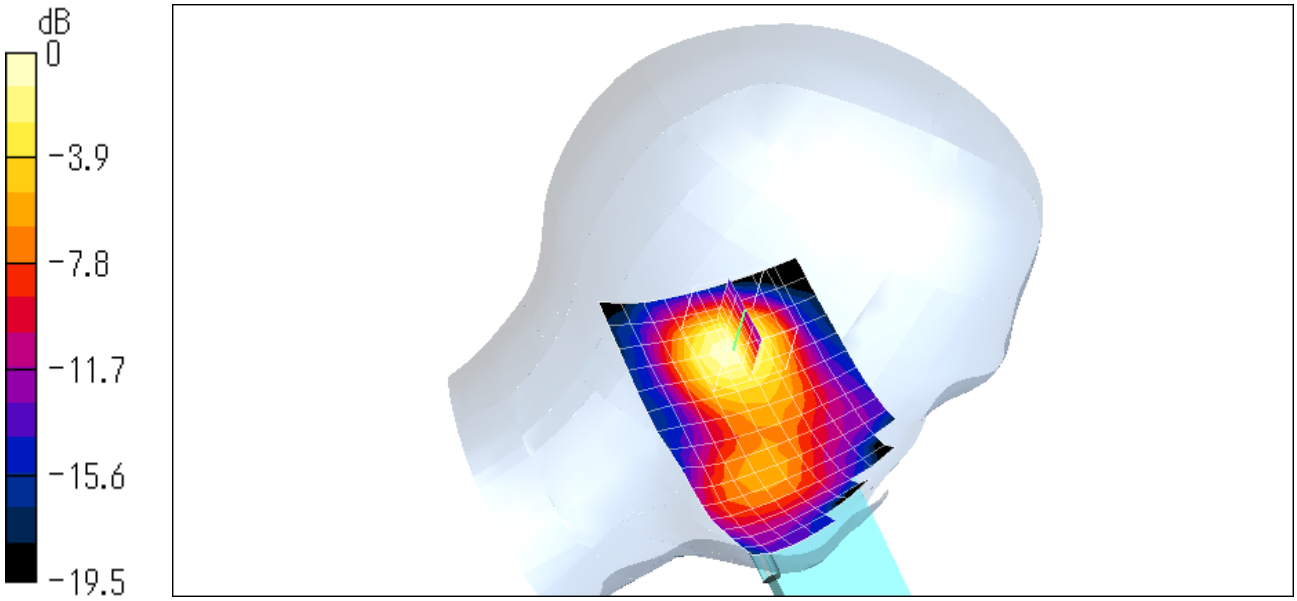

0 dB = 0.132mW/g

Date/Time: 12/23/03 13:31:18

Test Laboratory: JAPAN QUALITY ASSURANCE ORGANIZATION
File Name: Left_Mid_Tilt_1900.da4

Ear/Tilt 0661ch (1880.00MHz)

DUT: GSM-PCS Cell-Phone; Type: GX30; Serial: PP2-385
Program: Left Head

Communication System: GSM 1900; Frequency: 1880 MHz;Duty Cycle: 1:8.5
Medium: HSL1900 (σ = 1.425 mho/m, ε_r = 38.65, ρ = 1000 kg/m^3)
Phantom section: Left Section
Measurement Standard: DASY4 (High Precision Assessment)

DASY4 Configuration:

- Probe: ET3DV6 - SN1678; ConvF(5.3, 5.3, 5.3); Calibrated: 2003/02/07
- Sensor-Surface: 4mm (Mechanical And Optical Surface Detection)
- Electronics: DAE3 Sn508; Calibrated: 2003/01/31
- Phantom: SAM 1194; Type: QD 000 P40 CA; Serial: 1194
- Measurement SW: DASY4, V4.1 Build 47; Postprocessing SW: SEMCAD, V1.6 Build 115

Ear/Tilt Position/Area Scan (16x10x1): Measurement grid: dx=10mm, dy=10mm
Reference Value = 9.6 V/m
Power Drift = 0.07 dB
Maximum value of SAR = 0.119 mW/g

Ear/Tilt Position/Zoom Scan (5x5x7)/Cube 0: Measurement grid: dx=8mm, dy=8mm, dz=5mm
Peak SAR (extrapolated) = 0.182 W/kg
SAR(1 g) = 0.111 mW/g; SAR(10 g) = 0.0606 mW/g
Reference Value = 9.6 V/m
Power Drift = 0.07 dB
Maximum value of SAR = 0.121 mW/g

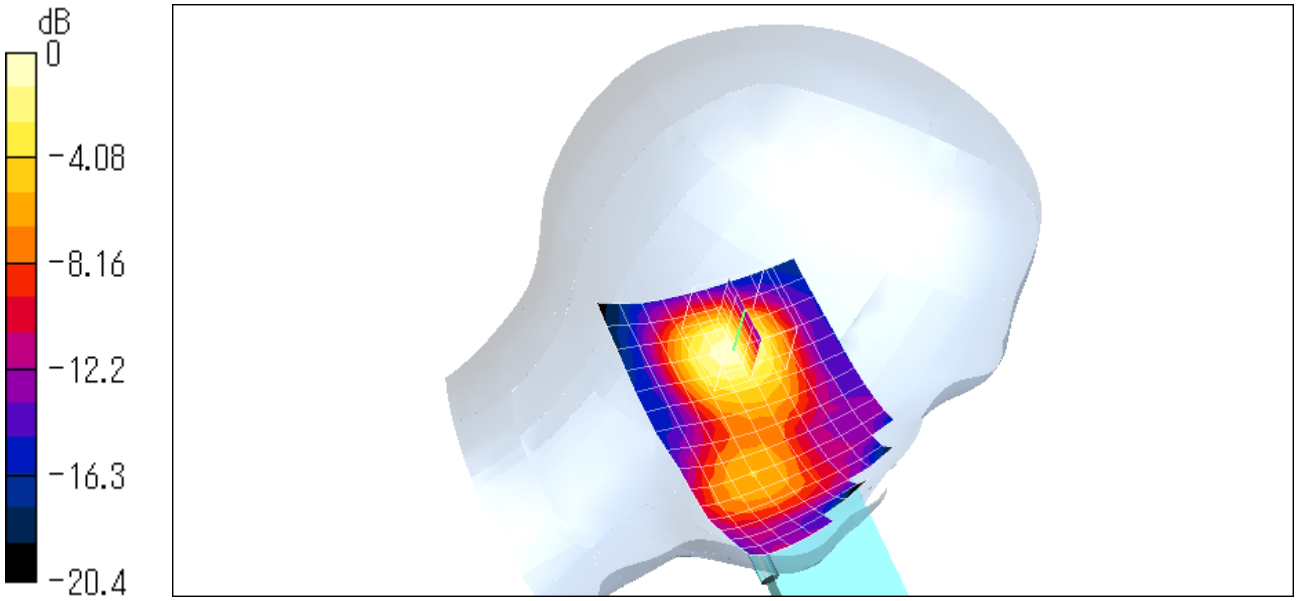

0 dB = 0.121mW/g

Date/Time: 12/23/03 13:58:38

Test Laboratory: JAPAN QUALITY ASSURANCE ORGANIZATION
File Name: Left_High_Tilt_1900.da4

Ear/Tilt 0810ch (1909.80MHz)

DUT: GSM-PCS Cell-Phone; Type: GX30; Serial: PP2-385
Program: Left Head

Communication System: GSM 1900; Frequency: 1909.8 MHz;Duty Cycle: 1:8.5
Medium: HSL1900 (σ = 1.425 mho/m, ε_r = 38.65, ρ = 1000 kg/m^3)
Phantom section: Left Section
Measurement Standard: DASY4 (High Precision Assessment)

DASY4 Configuration:

- Probe: ET3DV6 - SN1678; ConvF(5.3, 5.3, 5.3); Calibrated: 2003/02/07
- Sensor-Surface: 4mm (Mechanical And Optical Surface Detection)
- Electronics: DAE3 Sn508; Calibrated: 2003/01/31
- Phantom: SAM 1194; Type: QD 000 P40 CA; Serial: 1194
- Measurement SW: DASY4, V4.1 Build 47; Postprocessing SW: SEMCAD, V1.6 Build 115

Ear/Tilt Position/Area Scan (16x10x1): Measurement grid: dx=10mm, dy=10mm
Reference Value = 8.2 V/m
Power Drift = -0.02 dB
Maximum value of SAR = 0.0978 mW/g

Ear/Tilt Position/Zoom Scan (5x5x7)/Cube 0: Measurement grid: dx=8mm, dy=8mm, dz=5mm
Peak SAR (extrapolated) = 0.148 W/kg
SAR(1 g) = 0.0888 mW/g; SAR(10 g) = 0.0492 mW/g
Reference Value = 8.2 V/m
Power Drift = -0.02 dB
Maximum value of SAR = 0.0929 mW/g

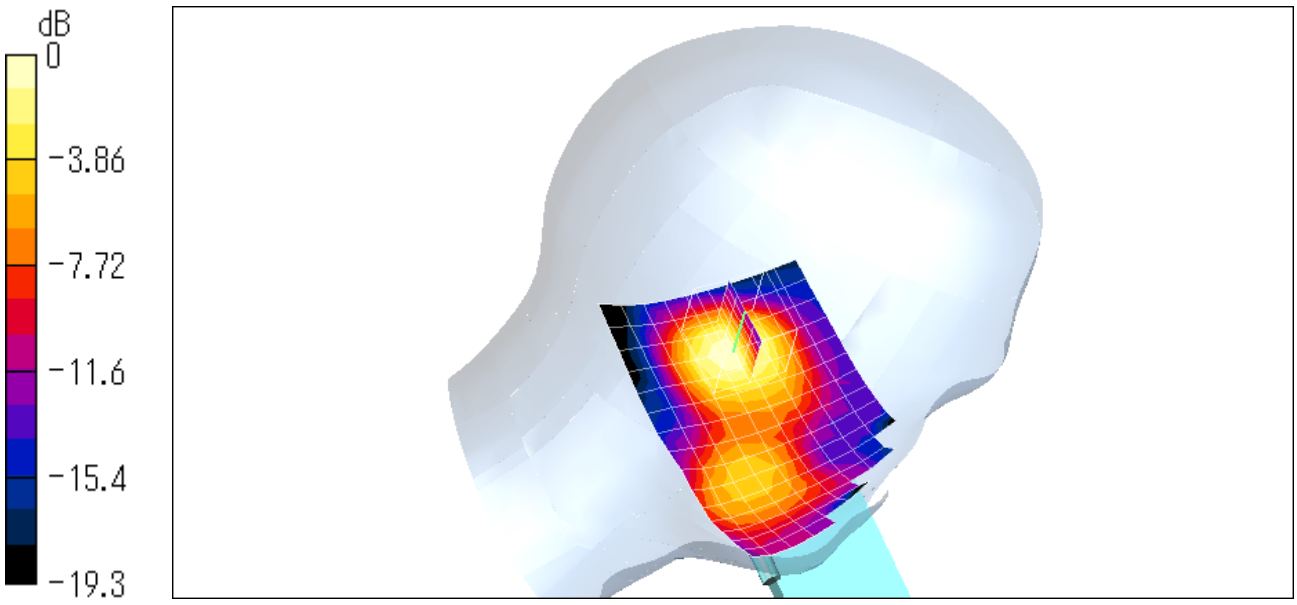

0 dB = 0.0929mW/g

Date/Time: 12/23/03 14:57:58

Test Laboratory: JAPAN QUALITY ASSURANCE ORGANIZATION
File Name: Right_Low_Touch_1900.da4

Cheek/Touch 0512ch (1850.20MHz)

DUT: GSM-PCS Cell-Phone; Type: GX30; Serial: PP2-385
Program: Right Head

Communication System: GSM 1900; Frequency: 1850.2 MHz;Duty Cycle: 1:8.5
Medium: HSL1900 (σ = 1.425 mho/m, ε_r = 38.65, ρ = 1000 kg/m^3)
Phantom section: Right Section
Measurement Standard: DASY4 (High Precision Assessment)

DASY4 Configuration:

- Probe: ET3DV6 - SN1678; ConvF(5.3, 5.3, 5.3); Calibrated: 2003/02/07
- Sensor-Surface: 4mm (Mechanical And Optical Surface Detection)
- Electronics: DAE3 Sn508; Calibrated: 2003/01/31
- Phantom: SAM 1194; Type: QD 000 P40 CA; Serial: 1194
- Measurement SW: DASY4, V4.1 Build 47; Postprocessing SW: SEMCAD, V1.6 Build 115

Cheek/Touch Position/Area Scan (16x10x1): Measurement grid: dx=10mm, dy=10mm
Reference Value = 8.75 V/m
Power Drift = -0.09 dB
Maximum value of SAR = 0.367 mW/g

Cheek/Touch Position/Zoom Scan (5x5x7)/Cube 0: Measurement grid: dx=8mm, dy=8mm, dz=5mm
Peak SAR (extrapolated) = 0.548 W/kg
SAR(1 g) = 0.367 mW/g; SAR(10 g) = 0.218 mW/g
Reference Value = 8.75 V/m
Power Drift = -0.09 dB
Maximum value of SAR = 0.391 mW/g

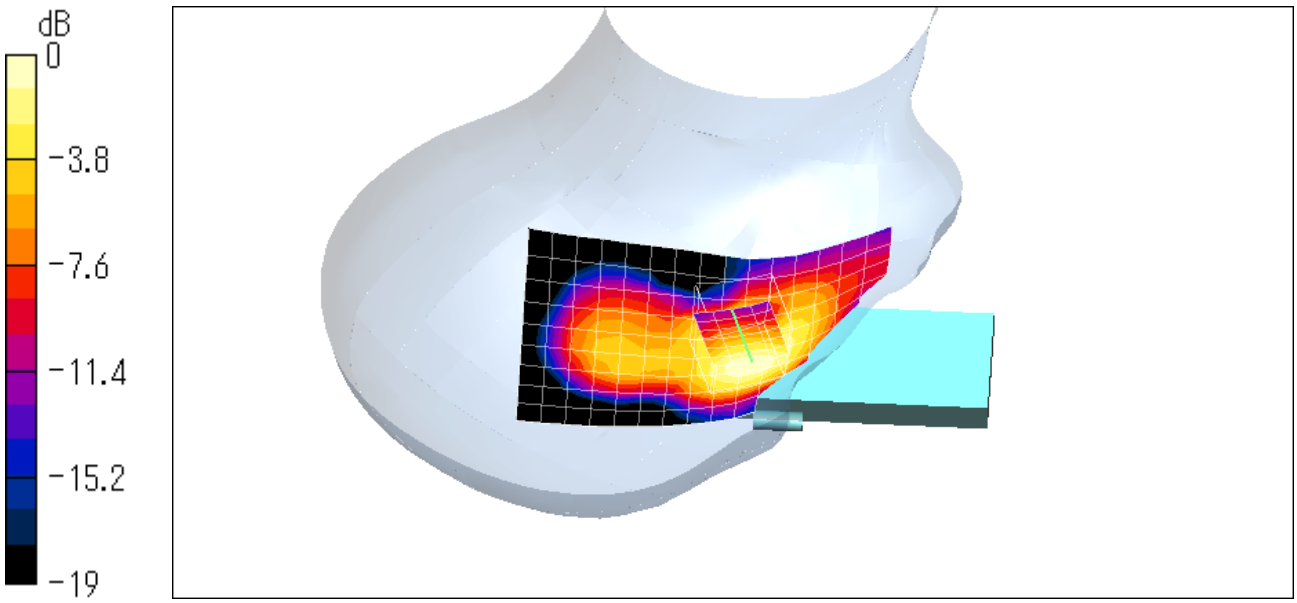

0 dB = 0.391mW/g

Date/Time: 12/23/03 15:25:02

Test Laboratory: JAPAN QUALITY ASSURANCE ORGANIZATION
File Name: Right_Mid_Touch_1900.da4

Cheek/Touch 0661ch (1880.00MHz)

DUT: GSM-PCS Cell-Phone; Type: GX30; Serial: PP2-385
Program: Right Head

Communication System: GSM 1900; Frequency: 1880 MHz;Duty Cycle: 1:8.5
Medium: HSL1900 (σ = 1.425 mho/m, ε_r = 38.65, ρ = 1000 kg/m^3)
Phantom section: Right Section
Measurement Standard: DASY4 (High Precision Assessment)

DASY4 Configuration:

- Probe: ET3DV6 - SN1678; ConvF(5.3, 5.3, 5.3); Calibrated: 2003/02/07
- Sensor-Surface: 4mm (Mechanical And Optical Surface Detection)
- Electronics: DAE3 Sn508; Calibrated: 2003/01/31
- Phantom: SAM 1194; Type: QD 000 P40 CA; Serial: 1194
- Measurement SW: DASY4, V4.1 Build 47; Postprocessing SW: SEMCAD, V1.6 Build 115

Cheek/Touch Position/Area Scan (16x10x1): Measurement grid: dx=10mm, dy=10mm
Reference Value = 8.73 V/m
Power Drift = 0.03 dB
Maximum value of SAR = 0.349 mW/g

Cheek/Touch Position/Zoom Scan (5x5x7)/Cube 0: Measurement grid: dx=8mm, dy=8mm, dz=5mm
Peak SAR (extrapolated) = 0.502 W/kg
SAR(1 g) = 0.335 mW/g; SAR(10 g) = 0.2 mW/g
Reference Value = 8.73 V/m
Power Drift = 0.03 dB
Maximum value of SAR = 0.359 mW/g

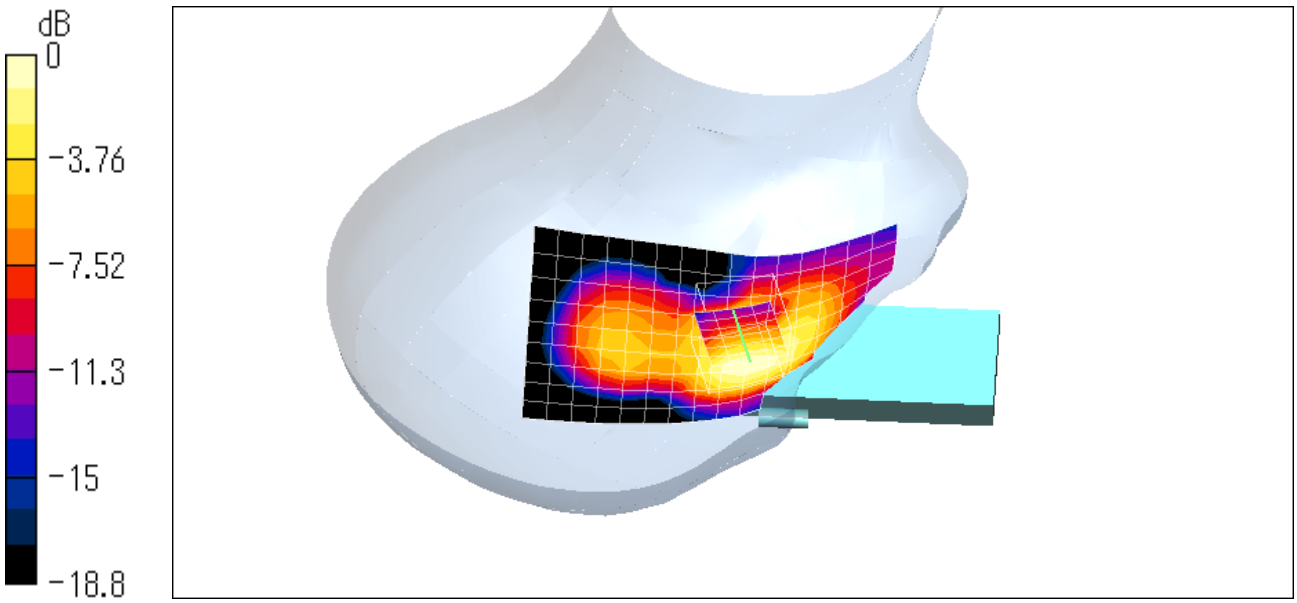

0 dB = 0.359mW/g

Date/Time: 12/23/03 15:49:44

Test Laboratory: JAPAN QUALITY ASSURANCE ORGANIZATION
File Name: Right_High_Touch_1900.da4

Cheek/Touch 0810ch (1909.80MHz)

DUT: GSM-PCS Cell-Phone; Type: GX30; Serial: PP2-385
Program: Right Head

Communication System: GSM 1900; Frequency: 1909.8 MHz;Duty Cycle: 1:8.5
Medium: HSL1900 (σ = 1.425 mho/m, ε_r = 38.65, ρ = 1000 kg/m^3)
Phantom section: Right Section
Measurement Standard: DASY4 (High Precision Assessment)

DASY4 Configuration:

- Probe: ET3DV6 - SN1678; ConvF(5.3, 5.3, 5.3); Calibrated: 2003/02/07
- Sensor-Surface: 4mm (Mechanical And Optical Surface Detection)
- Electronics: DAE3 Sn508; Calibrated: 2003/01/31
- Phantom: SAM 1194; Type: QD 000 P40 CA; Serial: 1194
- Measurement SW: DASY4, V4.1 Build 47; Postprocessing SW: SEMCAD, V1.6 Build 115

Cheek/Touch Position/Area Scan (16x10x1): Measurement grid: dx=10mm, dy=10mm
Reference Value = 8.33 V/m
Power Drift = -0.06 dB
Maximum value of SAR = 0.345 mW/g

Cheek/Touch Position/Zoom Scan (5x5x7)/Cube 0: Measurement grid: dx=8mm, dy=8mm, dz=5mm
Peak SAR (extrapolated) = 0.506 W/kg
SAR(1 g) = 0.331 mW/g; SAR(10 g) = 0.196 mW/g
Reference Value = 8.33 V/m
Power Drift = -0.06 dB
Maximum value of SAR = 0.358 mW/g

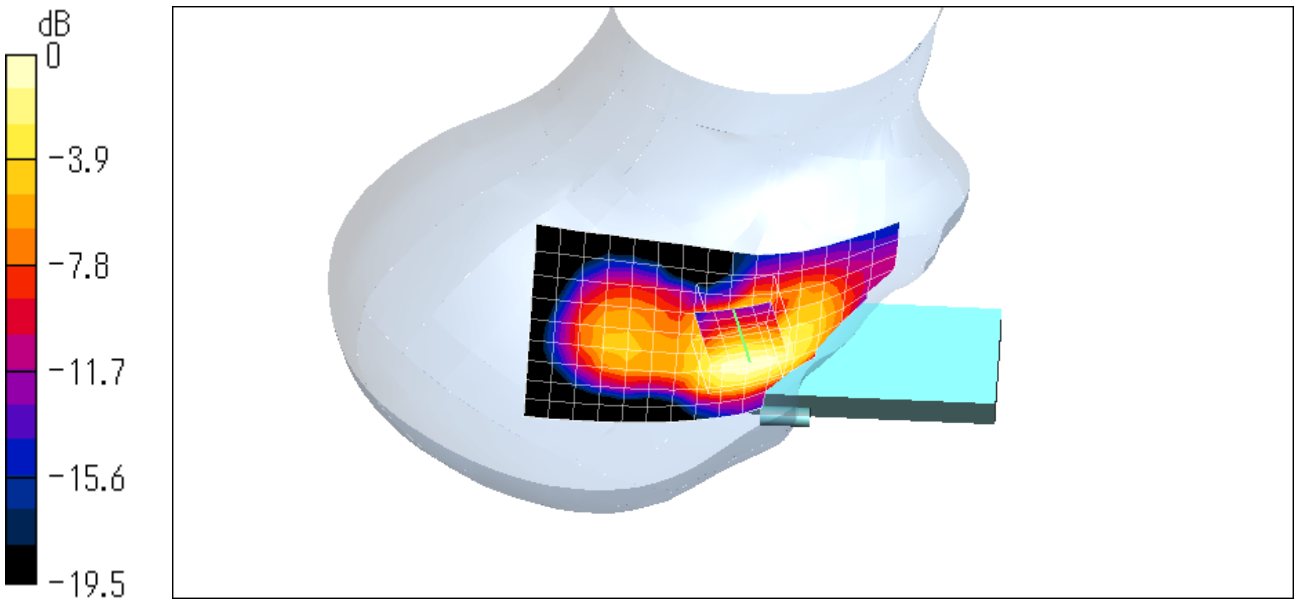

0 dB = 0.358mW/g

Date/Time: 12/23/03 16:25:28

Test Laboratory: JAPAN QUALITY ASSURANCE ORGANIZATION
File Name: Right_Low_Tilt_1900.da4

Ear/Tilt 0512ch (1850.20MHz)

DUT: GSM-PCS Cell-Phone; Type: GX30; Serial: PP2-385
Program: Right Head

Communication System: GSM 1900; Frequency: 1850.2 MHz;Duty Cycle: 1:8.5
Medium: HSL1900 (σ = 1.425 mho/m, ε_r = 38.65, ρ = 1000 kg/m^3)
Phantom section: Right Section
Measurement Standard: DASY4 (High Precision Assessment)

DASY4 Configuration:

- Probe: ET3DV6 - SN1678; ConvF(5.3, 5.3, 5.3); Calibrated: 2003/02/07
- Sensor-Surface: 4mm (Mechanical And Optical Surface Detection)
- Electronics: DAE3 Sn508; Calibrated: 2003/01/31
- Phantom: SAM 1194; Type: QD 000 P40 CA; Serial: 1194
- Measurement SW: DASY4, V4.1 Build 47; Postprocessing SW: SEMCAD, V1.6 Build 115

Ear/Tilt Position/Area Scan (16x10x1): Measurement grid: dx=10mm, dy=10mm
Reference Value = 9.42 V/m
Power Drift = -0.007 dB
Maximum value of SAR = 0.139 mW/g

Ear/Tilt Position/Zoom Scan (5x5x7)/Cube 0: Measurement grid: dx=8mm, dy=8mm, dz=5mm
Peak SAR (extrapolated) = 0.21 W/kg
SAR(1 g) = 0.13 mW/g; SAR(10 g) = 0.0739 mW/g
Reference Value = 9.42 V/m
Power Drift = -0.007 dB
Maximum value of SAR = 0.141 mW/g

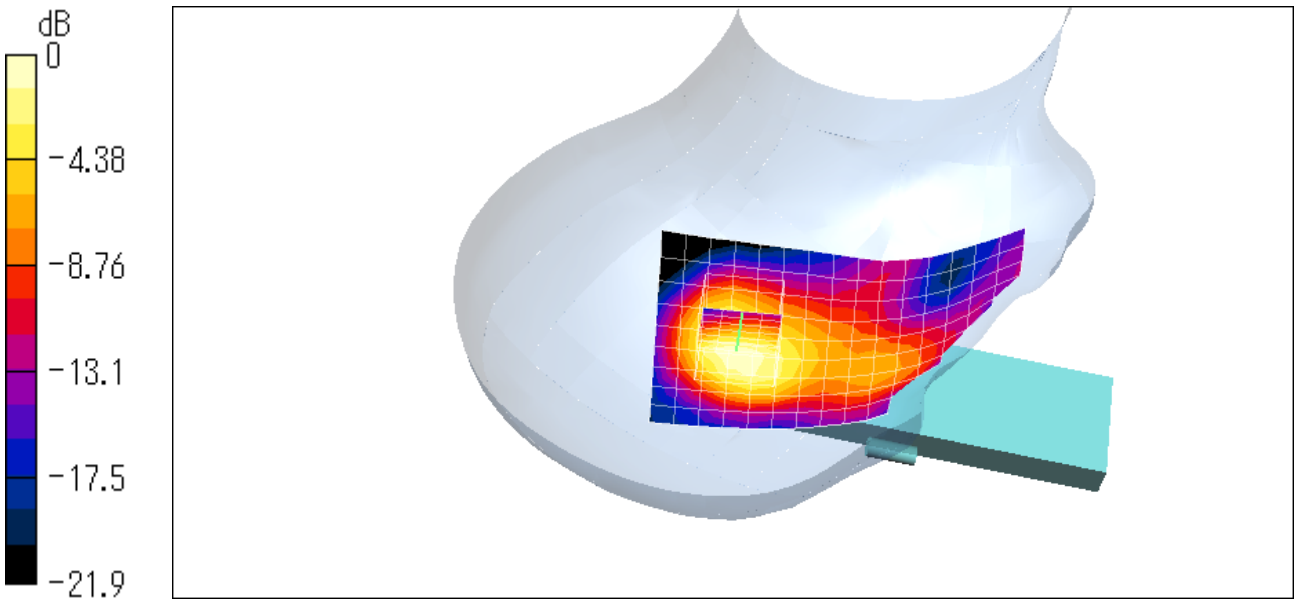

0 dB = 0.141mW/g

Date/Time: 12/23/03 16:52:54

Test Laboratory: JAPAN QUALITY ASSURANCE ORGANIZATION
File Name: Right_Mid_Tilt_1900.da4

Ear/Tilt 0661ch (1880.00MHz)

DUT: GSM-PCS Cell-Phone; Type: GX30; Serial: PP2-385
Program: Right Head

Communication System: GSM 1900; Frequency: 1880 MHz;Duty Cycle: 1:8.5
Medium: HSL1900 (σ = 1.425 mho/m, ε_r = 38.65, ρ = 1000 kg/m^3)
Phantom section: Right Section
Measurement Standard: DASY4 (High Precision Assessment)

DASY4 Configuration:

- Probe: ET3DV6 - SN1678; ConvF(5.3, 5.3, 5.3); Calibrated: 2003/02/07
- Sensor-Surface: 4mm (Mechanical And Optical Surface Detection)
- Electronics: DAE3 Sn508; Calibrated: 2003/01/31
- Phantom: SAM 1194; Type: QD 000 P40 CA; Serial: 1194
- Measurement SW: DASY4, V4.1 Build 47; Postprocessing SW: SEMCAD, V1.6 Build 115

Ear/Tilt Position/Area Scan (16x10x1): Measurement grid: dx=10mm, dy=10mm
Reference Value = 8.49 V/m
Power Drift = 0.02 dB
Maximum value of SAR = 0.114 mW/g

Ear/Tilt Position/Zoom Scan (5x5x7)/Cube 0: Measurement grid: dx=8mm, dy=8mm, dz=5mm
Peak SAR (extrapolated) = 0.172 W/kg
SAR(1 g) = 0.107 mW/g; SAR(10 g) = 0.0604 mW/g
Reference Value = 8.49 V/m
Power Drift = 0.02 dB
Maximum value of SAR = 0.116 mW/g

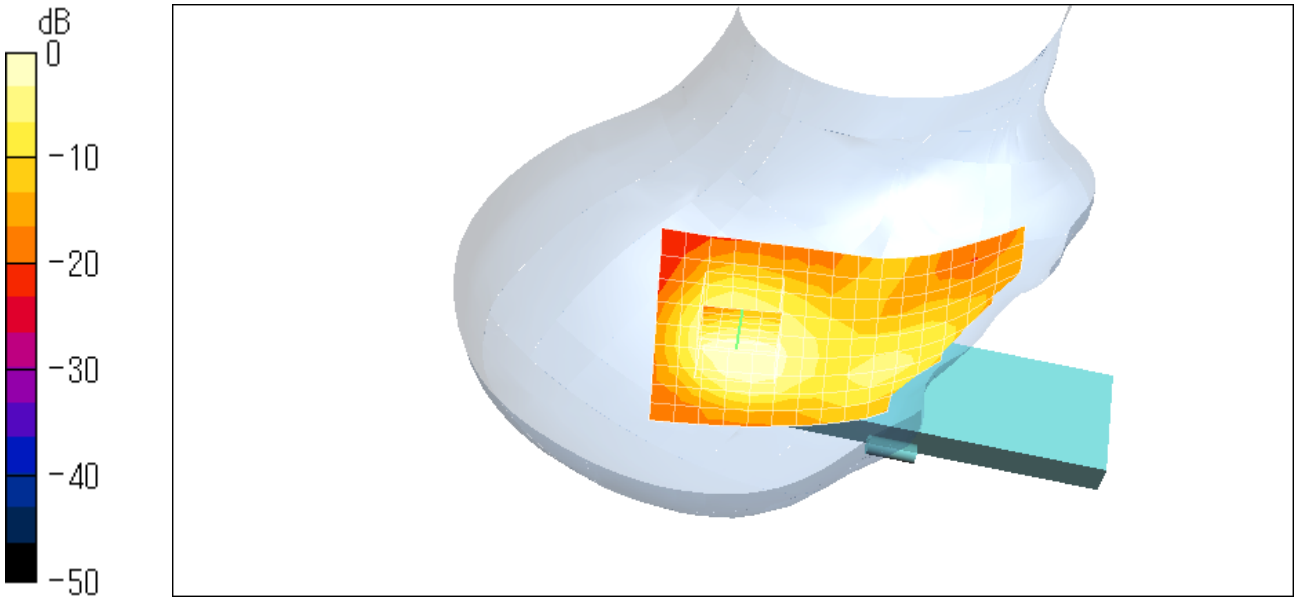

0 dB = 0.116mW/g

Date/Time: 12/23/03 17:17:08

Test Laboratory: JAPAN QUALITY ASSURANCE ORGANIZATION
File Name: Right_High_Tilt_1900.da4

Ear/Tilt 0810ch (1909.80MHz)

DUT: GSM-PCS Cell-Phone; Type: GX30; Serial: PP2-385
Program: Right Head

Communication System: GSM 1900; Frequency: 1909.8 MHz;Duty Cycle: 1:8.5
Medium: HSL1900 (σ = 1.425 mho/m, ε_r = 38.65, ρ = 1000 kg/m^3)
Phantom section: Right Section
Measurement Standard: DASY4 (High Precision Assessment)

DASY4 Configuration:

- Probe: ET3DV6 - SN1678; ConvF(5.3, 5.3, 5.3); Calibrated: 2003/02/07
- Sensor-Surface: 4mm (Mechanical And Optical Surface Detection)
- Electronics: DAE3 Sn508; Calibrated: 2003/01/31
- Phantom: SAM 1194; Type: QD 000 P40 CA; Serial: 1194
- Measurement SW: DASY4, V4.1 Build 47; Postprocessing SW: SEMCAD, V1.6 Build 115

Ear/Tilt Position/Area Scan (16x10x1): Measurement grid: dx=10mm, dy=10mm
Reference Value = 9.08 V/m
Power Drift = -0.06 dB
Maximum value of SAR = 0.128 mW/g

Ear/Tilt Position/Zoom Scan (5x5x7)/Cube 0: Measurement grid: dx=8mm, dy=8mm, dz=5mm
Peak SAR (extrapolated) = 0.2 W/kg
SAR(1 g) = 0.122 mW/g; SAR(10 g) = 0.068 mW/g
Reference Value = 9.08 V/m
Power Drift = -0.06 dB
Maximum value of SAR = 0.132 mW/g

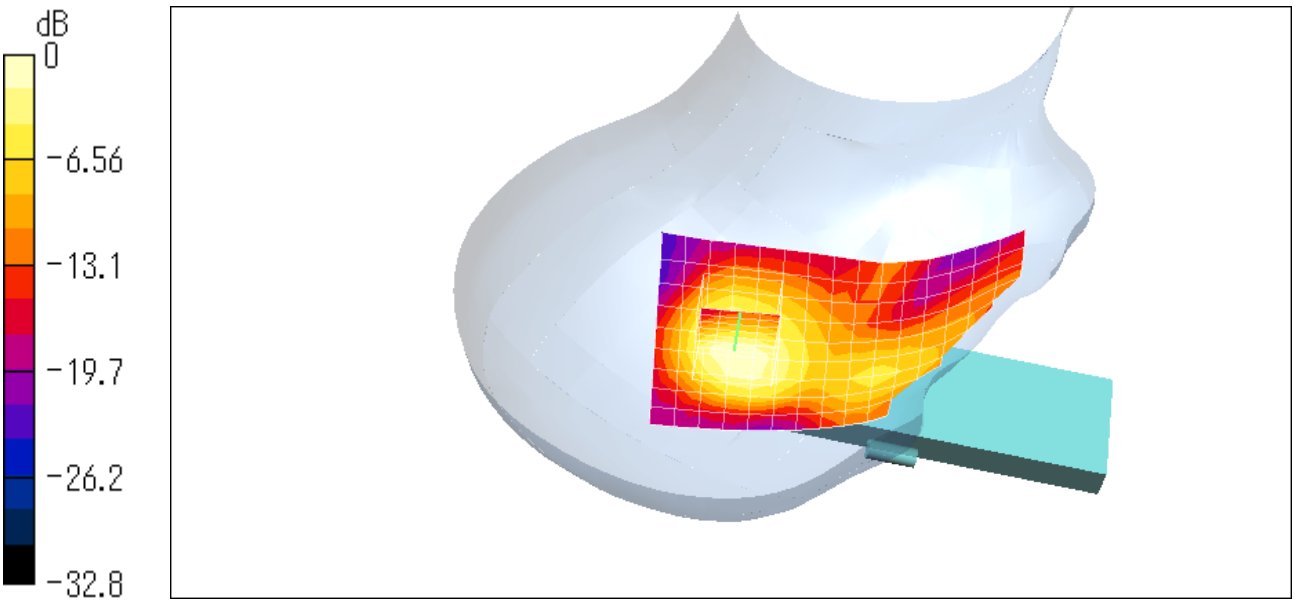

0 dB = 0.132mW/g

Date/Time: 12/23/03 18:21:36

Test Laboratory: JAPAN QUALITY ASSURANCE ORGANIZATION
File Name: Left_Low_Touch_1900_BTLow.da4

Cheek/Touch 0512ch (1850.20MHz) with Bluetooth 2402MHz

DUT: GSM-PCS Cell-Phone; Type: GX30; Serial: PP2-385
Program: Left Head

Communication System: GSM 1900; Frequency: 1850.2 MHz;Duty Cycle: 1:8.5
Medium: HSL1900 (σ = 1.425 mho/m, ε_r = 38.65, ρ = 1000 kg/m^3)
Phantom section: Left Section
Measurement Standard: DASY4 (High Precision Assessment)

DASY4 Configuration:

- Probe: ET3DV6 - SN1678; ConvF(5.3, 5.3, 5.3); Calibrated: 2003/02/07
- Sensor-Surface: 4mm (Mechanical And Optical Surface Detection)
- Electronics: DAE3 Sn508; Calibrated: 2003/01/31
- Phantom: SAM 1194; Type: QD 000 P40 CA; Serial: 1194
- Measurement SW: DASY4, V4.1 Build 47; Postprocessing SW: SEMCAD, V1.6 Build 115

Cheek/Touch Position/Area Scan (16x10x1): Measurement grid: dx=10mm, dy=10mm
Reference Value = 8.77 V/m
Power Drift = -0.01 dB
Maximum value of SAR = 0.554 mW/g

Cheek/Touch Position/Zoom Scan (5x5x7)/Cube 0: Measurement grid: dx=8mm, dy=8mm, dz=5mm
Peak SAR (extrapolated) = 0.918 W/kg
SAR(1 g) = 0.539 mW/g; SAR(10 g) = 0.286 mW/g
Reference Value = 8.77 V/m
Power Drift = -0.01 dB
Maximum value of SAR = 0.601 mW/g

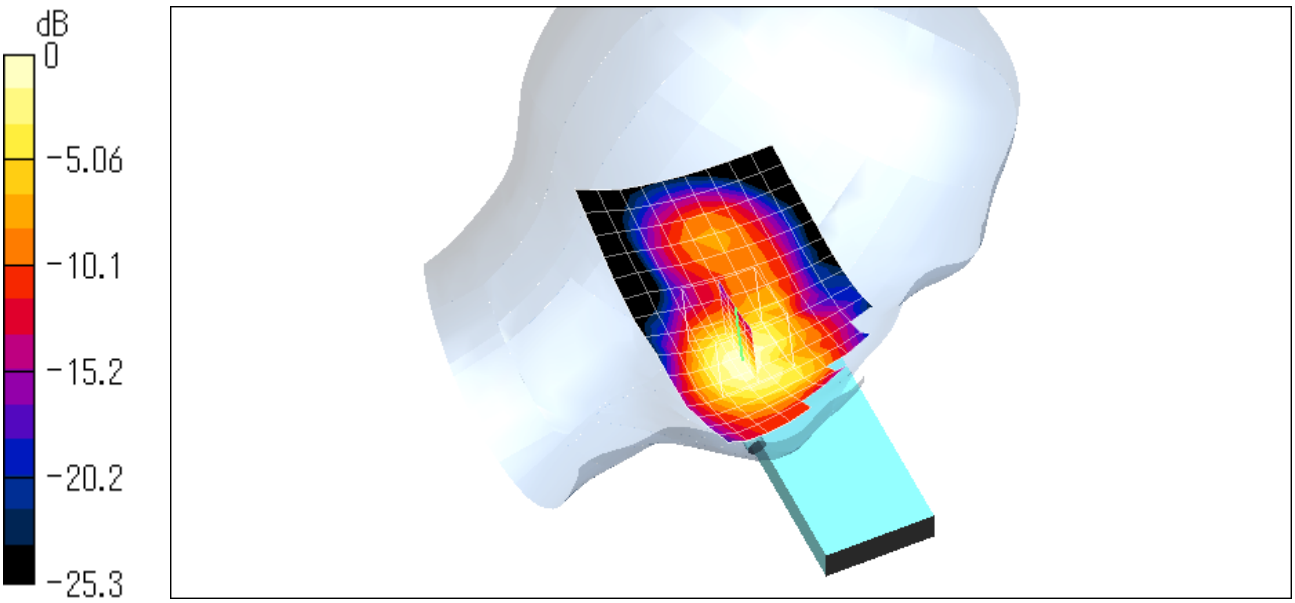

0 dB = 0.601mW/g

Date/Time: 12/23/03 18:29:50

Test Laboratory: JAPAN QUALITY ASSURANCE ORGANIZATION
File Name: Left_Low_Touch_1900_BTMid.da4

Cheek/Touch 0512ch (1850.20MHz) with Bluetooth 2441MHz

DUT: GSM-PCS Cell-Phone; Type: GX30; Serial: PP2-385
Program: Left Head

Communication System: GSM 1900; Frequency: 1850.2 MHz;Duty Cycle: 1:8.5
Medium: HSL1900 (σ = 1.425 mho/m, ε_r = 38.65, ρ = 1000 kg/m^3)
Phantom section: Left Section
Measurement Standard: DASY4 (High Precision Assessment)

DASY4 Configuration:

- Probe: ET3DV6 - SN1678; ConvF(5.3, 5.3, 5.3); Calibrated: 2003/02/07
- Sensor-Surface: 4mm (Mechanical And Optical Surface Detection)
- Electronics: DAE3 Sn508; Calibrated: 2003/01/31
- Phantom: SAM 1194; Type: QD 000 P40 CA; Serial: 1194
- Measurement SW: DASY4, V4.1 Build 47; Postprocessing SW: SEMCAD, V1.6 Build 115

Cheek/Touch Position/Area Scan (16x10x1): Measurement grid: dx=10mm, dy=10mm
Reference Value = 8.77 V/m
Power Drift = -0.03 dB
Maximum value of SAR = 0.554 mW/g

Cheek/Touch Position/Zoom Scan (5x5x7)/Cube 0: Measurement grid: dx=8mm, dy=8mm, dz=5mm
Peak SAR (extrapolated) = 0.895 W/kg
SAR(1 g) = 0.524 mW/g; SAR(10 g) = 0.281 mW/g
Reference Value = 8.77 V/m
Power Drift = -0.03 dB
Maximum value of SAR = 0.571 mW/g

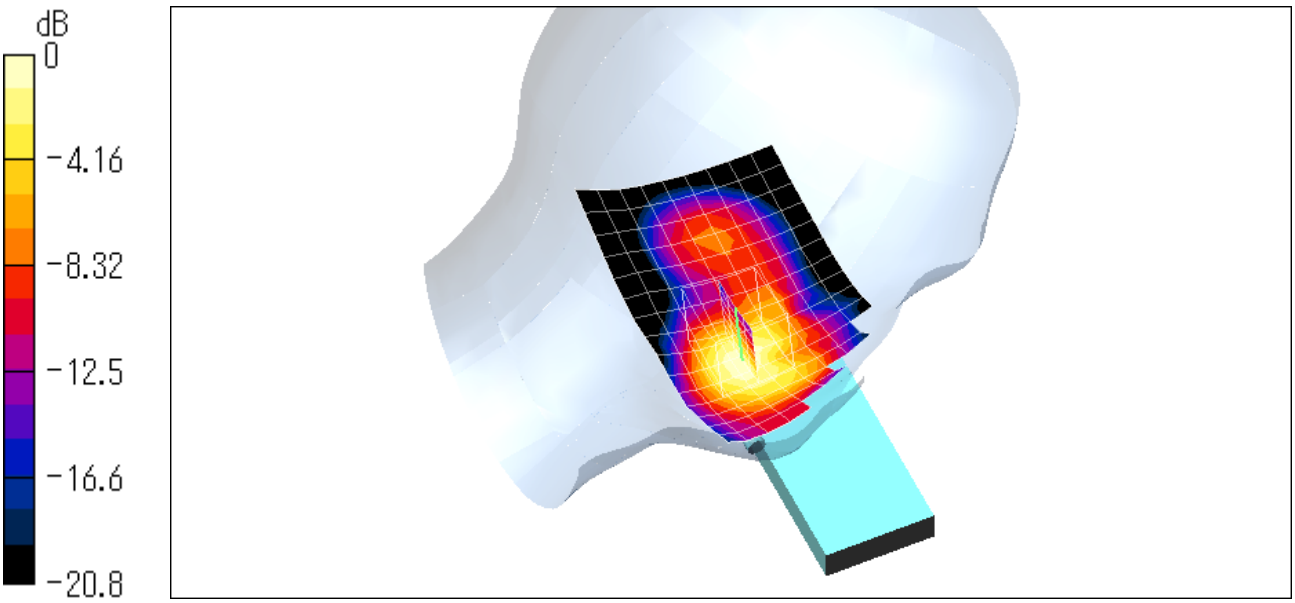

0 dB = 0.571mW/g

Date/Time: 12/23/03 18:38:50

Test Laboratory: JAPAN QUALITY ASSURANCE ORGANIZATION
File Name: Left_Low_Touch_1900_BTHigh.da4

Cheek/Touch 0512ch (1850.20MHz) with Bluetooth 2480MHz

DUT: GSM-PCS Cell-Phone; Type: GX30; Serial: PP2-385
Program: Left Head

Communication System: GSM 1900; Frequency: 1850.2 MHz;Duty Cycle: 1:8.5
Medium: HSL1900 (σ = 1.425 mho/m, ε_r = 38.65, ρ = 1000 kg/m^3)
Phantom section: Left Section
Measurement Standard: DASY4 (High Precision Assessment)

DASY4 Configuration:

- Probe: ET3DV6 - SN1678; ConvF(5.3, 5.3, 5.3); Calibrated: 2003/02/07
- Sensor-Surface: 4mm (Mechanical And Optical Surface Detection)
- Electronics: DAE3 Sn508; Calibrated: 2003/01/31
- Phantom: SAM 1194; Type: QD 000 P40 CA; Serial: 1194
- Measurement SW: DASY4, V4.1 Build 47; Postprocessing SW: SEMCAD, V1.6 Build 115

Cheek/Touch Position/Area Scan (16x10x1): Measurement grid: dx=10mm, dy=10mm
Reference Value = 8.77 V/m
Power Drift = 0.04 dB
Maximum value of SAR = 0.554 mW/g

Cheek/Touch Position/Zoom Scan (5x5x7)/Cube 0: Measurement grid: dx=8mm, dy=8mm, dz=5mm
Peak SAR (extrapolated) = 0.886 W/kg
SAR(1 g) = 0.527 mW/g; SAR(10 g) = 0.281 mW/g
Reference Value = 8.77 V/m
Power Drift = 0.04 dB
Maximum value of SAR = 0.585 mW/g

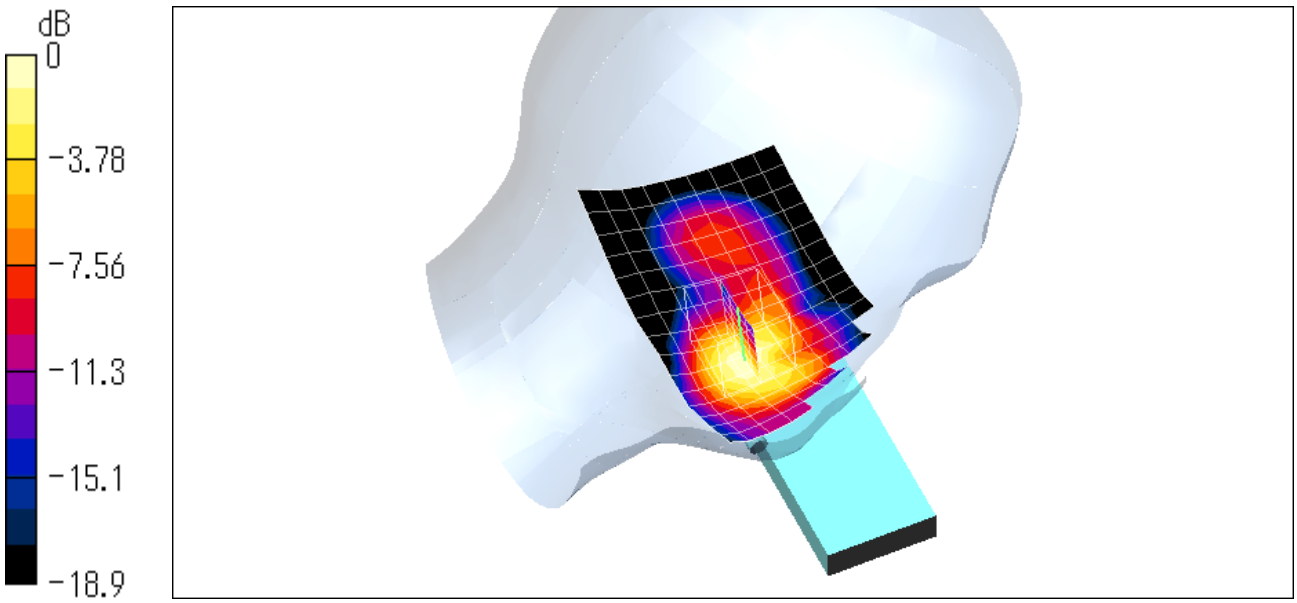

0 dB = 0.585mW/g

Date/Time: 12/23/03 18:01:46

Test Laboratory: JAPAN QUALITY ASSURANCE ORGANIZATION
File Name: Left_Low_Touch_1900_ExtBattery.da4

Cheek/Touch 0512ch (1850.20MHz), Battery XN-1BT31 (Extended model)

DUT: GSM-PCS Cell-Phone; Type: GX30; Serial: PP2-385
Program: Left Head

Communication System: GSM 1900; Frequency: 1850.2 MHz;Duty Cycle: 1:8.5
Medium: HSL1900 (σ = 1.425 mho/m, ε_r = 38.65, ρ = 1000 kg/m^3)
Phantom section: Left Section
Measurement Standard: DASY4 (High Precision Assessment)

DASY4 Configuration:

- Probe: ET3DV6 - SN1678; ConvF(5.3, 5.3, 5.3); Calibrated: 2003/02/07
- Sensor-Surface: 4mm (Mechanical And Optical Surface Detection)
- Electronics: DAE3 Sn508; Calibrated: 2003/01/31
- Phantom: SAM 1194; Type: QD 000 P40 CA; Serial: 1194
- Measurement SW: DASY4, V4.1 Build 47; Postprocessing SW: SEMCAD, V1.6 Build 115

Cheek/Touch Position/Area Scan (16x10x1): Measurement grid: dx=10mm, dy=10mm
Reference Value = 8.77 V/m
Power Drift = -0.07 dB
Maximum value of SAR = 0.554 mW/g

Cheek/Touch Position/Zoom Scan (5x5x7)/Cube 0: Measurement grid: dx=8mm, dy=8mm, dz=5mm
Peak SAR (extrapolated) = 0.912 W/kg
SAR(1 g) = 0.538 mW/g; SAR(10 g) = 0.288 mW/g
Reference Value = 8.77 V/m
Power Drift = -0.07 dB
Maximum value of SAR = 0.596 mW/g

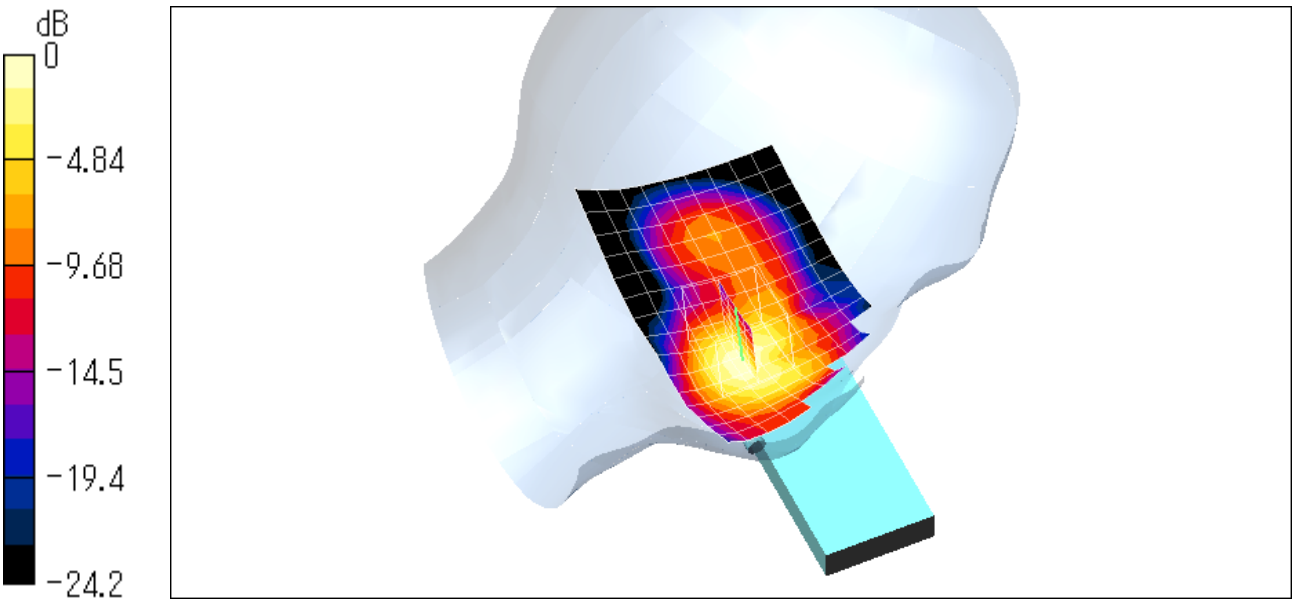

0 dB = 0.596mW/g

Date/Time: 12/26/03 12:09:00

Test Laboratory: JAPAN QUALITY ASSURANCE ORGANIZATION
File Name: Flat_Low_GSM_1900.da4

Body-worn 0512ch (1850.20MHz)

DUT: GSM-PCS Cell-Phone; Type: GX30; Serial: PP2-385
Program: Flat

Communication System: GSM 1900; Frequency: 1850.2 MHz;Duty Cycle: 1:8.5
Medium: M1900 (σ = 1.535 mho/m, ε_r = 52.71, ρ = 1000 kg/m^3)
Phantom section: Flat Section
Measurement Standard: DASY4 (High Precision Assessment)

DASY4 Configuration:

- Probe: ET3DV6 - SN1678; ConvF(4.8, 4.8, 4.8); Calibrated: 2003/02/07
- Sensor-Surface: 4mm (Mechanical And Optical Surface Detection)
- Electronics: DAE3 Sn508; Calibrated: 2003/01/31
- Phantom: SAM 1194; Type: QD 000 P40 CA; Serial: 1194
- Measurement SW: DASY4, V4.1 Build 47; Postprocessing SW: SEMCAD, V1.6 Build 115

Body-worn (GSM mode)/Area Scan (10x16x1): Measurement grid: dx=10mm, dy=10mm
Reference Value = 10.9 V/m
Power Drift = -0.1 dB
Maximum value of SAR = 0.171 mW/g

Body-worn (GSM mode)/Zoom Scan (5x5x7)/Cube 0: Measurement grid: dx=8mm, dy=8mm, dz=5mm
Peak SAR (extrapolated) = 0.271 W/kg
SAR(1 g) = 0.17 mW/g; SAR(10 g) = 0.107 mW/g
Reference Value = 10.9 V/m
Power Drift = -0.1 dB
Maximum value of SAR = 0.18 mW/g

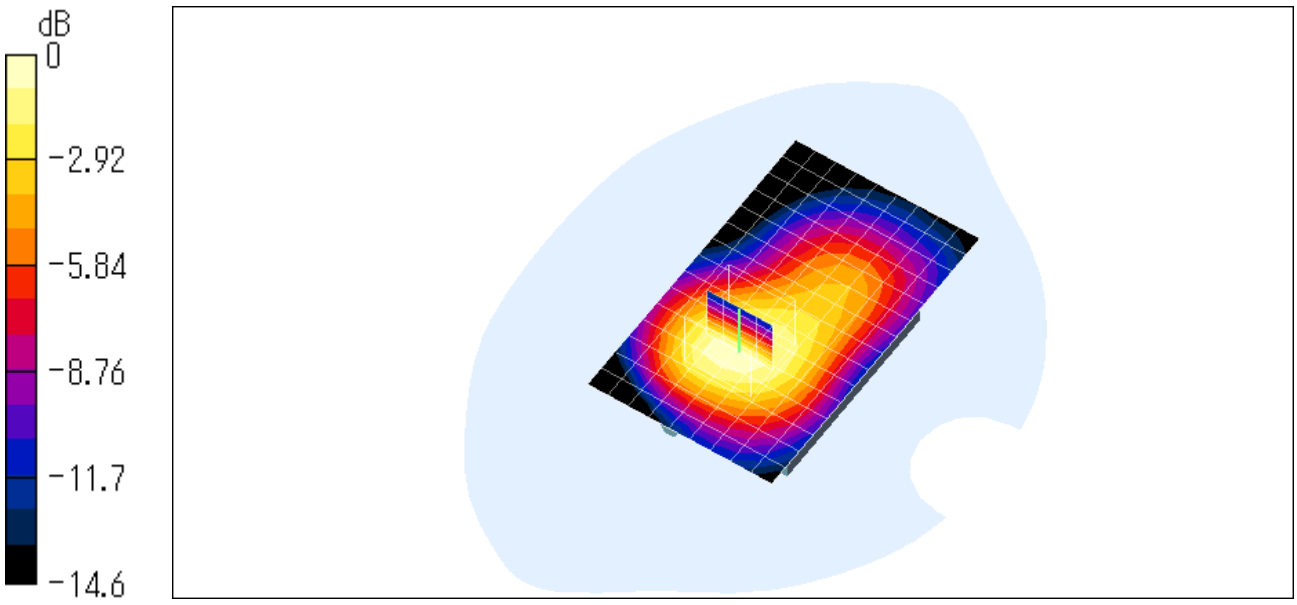

0 dB = 0.18mW/g

Date/Time: 12/26/03 12:47:00

Test Laboratory: JAPAN QUALITY ASSURANCE ORGANIZATION
File Name: Flat_Mid_GSM_1900.da4

Body-worn 0661ch (1880.00MHz)

DUT: GSM-PCS Cell-Phone; Type: GX30; Serial: PP2-385
Program: Flat

Communication System: GSM 1900; Frequency: 1880 MHz;Duty Cycle: 1:8.5
Medium: M1900 (σ = 1.535 mho/m, ε_r = 52.71, ρ = 1000 kg/m^3)
Phantom section: Flat Section
Measurement Standard: DASY4 (High Precision Assessment)

DASY4 Configuration:

- Probe: ET3DV6 - SN1678; ConvF(4.8, 4.8, 4.8); Calibrated: 2003/02/07
- Sensor-Surface: 4mm (Mechanical And Optical Surface Detection)
- Electronics: DAE3 Sn508; Calibrated: 2003/01/31
- Phantom: SAM 1194; Type: QD 000 P40 CA; Serial: 1194
- Measurement SW: DASY4, V4.1 Build 47; Postprocessing SW: SEMCAD, V1.6 Build 115

Body-worn (GSM mode)/Area Scan (10x16x1): Measurement grid: dx=10mm, dy=10mm
Reference Value = 10.6 V/m
Power Drift = 0.02 dB
Maximum value of SAR = 0.174 mW/g

Body-worn (GSM mode)/Zoom Scan (5x5x7)/Cube 0: Measurement grid: dx=8mm, dy=8mm, dz=5mm
Peak SAR (extrapolated) = 0.278 W/kg
SAR(1 g) = 0.169 mW/g; SAR(10 g) = 0.103 mW/g
Reference Value = 10.6 V/m
Power Drift = 0.02 dB
Maximum value of SAR = 0.178 mW/g

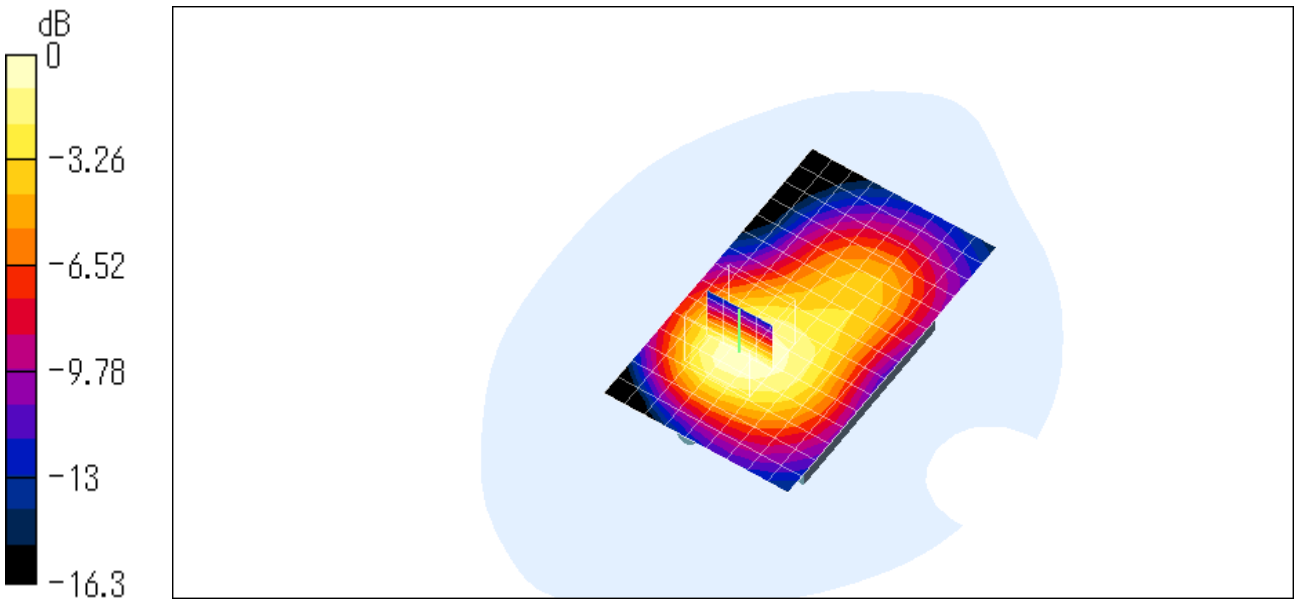

0 dB = 0.178mW/g

Date/Time: 12/26/03 13:17:12

Test Laboratory: JAPAN QUALITY ASSURANCE ORGANIZATION
File Name: Flat_High_GSM_1900.da4

Body-worn 0810ch (1909.80MHz)

DUT: GSM-PCS Cell-Phone; Type: GX30; Serial: PP2-385
Program: Flat

Communication System: GSM 1900; Frequency: 1909.8 MHz;Duty Cycle: 1:8.5
Medium: M1900 (σ = 1.535 mho/m, ε_r = 52.71, ρ = 1000 kg/m^3)
Phantom section: Flat Section
Measurement Standard: DASY4 (High Precision Assessment)

DASY4 Configuration:

- Probe: ET3DV6 - SN1678; ConvF(4.8, 4.8, 4.8); Calibrated: 2003/02/07
- Sensor-Surface: 4mm (Mechanical And Optical Surface Detection)
- Electronics: DAE3 Sn508; Calibrated: 2003/01/31
- Phantom: SAM 1194; Type: QD 000 P40 CA; Serial: 1194
- Measurement SW: DASY4, V4.1 Build 47; Postprocessing SW: SEMCAD, V1.6 Build 115

Body-worn (GSM mode)/Area Scan (10x16x1): Measurement grid: dx=10mm, dy=10mm
Reference Value = 9.09 V/m
Power Drift = 0.005 dB
Maximum value of SAR = 0.141 mW/g

Body-worn (GSM mode)/Zoom Scan (5x5x7)/Cube 0: Measurement grid: dx=8mm, dy=8mm, dz=5mm
Peak SAR (extrapolated) = 0.233 W/kg
SAR(1 g) = 0.139 mW/g; SAR(10 g) = 0.0831 mW/g
Reference Value = 9.09 V/m
Power Drift = 0.005 dB
Maximum value of SAR = 0.146 mW/g

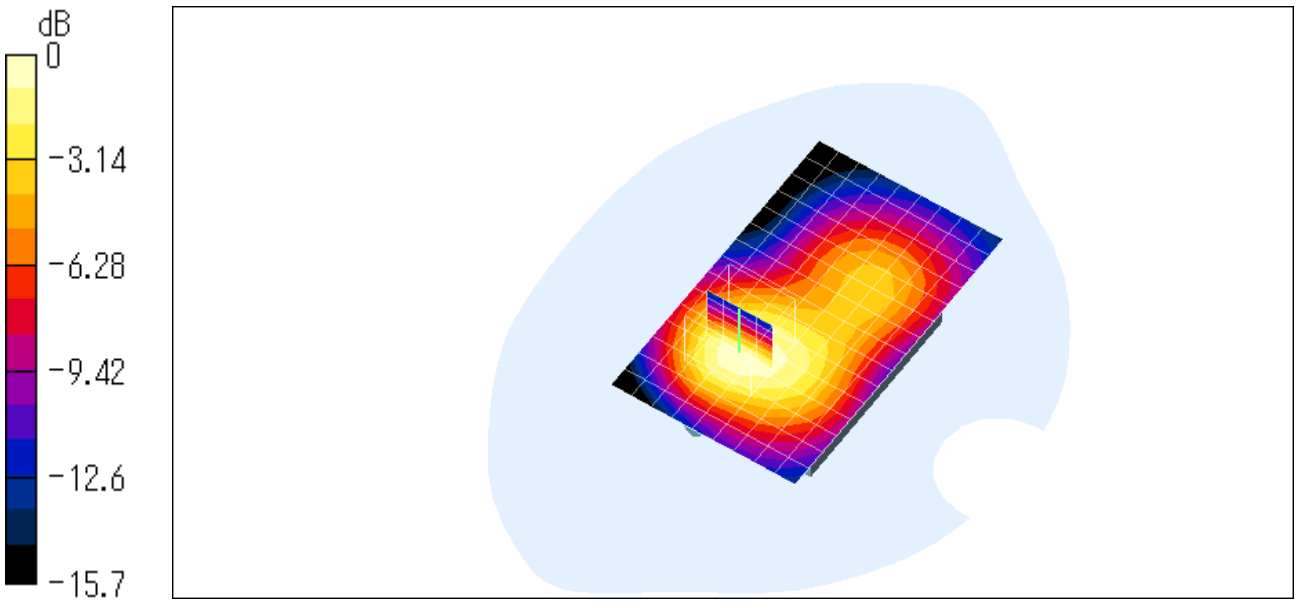

0 dB = 0.146mW/g

Date/Time: 12/26/03 14:41:10

Test Laboratory: JAPAN QUALITY ASSURANCE ORGANIZATION
File Name: Flat_Low_GPRS_1900.da4

Body-worn (GPRS mode) 0512ch (1850.20MHz)

DUT: GSM-PCS Cell-Phone; Type: GX30; Serial: PP2-385
Program: Flat

Communication System: GSM 1900; Frequency: 1850.2 MHz;Duty Cycle: 1:4.1
Medium: M1900 (σ = 1.535 mho/m, ε_r = 52.71, ρ = 1000 kg/m^3)
Phantom section: Flat Section
Measurement Standard: DASY4 (High Precision Assessment)

DASY4 Configuration:

- Probe: ET3DV6 - SN1678; ConvF(4.8, 4.8, 4.8); Calibrated: 2003/02/07
- Sensor-Surface: 4mm (Mechanical And Optical Surface Detection)
- Electronics: DAE3 Sn508; Calibrated: 2003/01/31
- Phantom: SAM 1194; Type: QD 000 P40 CA; Serial: 1194
- Measurement SW: DASY4, V4.1 Build 47; Postprocessing SW: SEMCAD, V1.6 Build 115

Body-worn (GPRS mode)/Area Scan (10x16x1): Measurement grid: dx=10mm, dy=10mm
Reference Value = 16 V/m
Power Drift = 0.0002 dB
Maximum value of SAR = 0.346 mW/g

Body-worn (GPRS mode)/Zoom Scan (5x5x7)/Cube 0: Measurement grid: dx=8mm, dy=8mm, dz=5mm
Peak SAR (extrapolated) = 0.529 W/kg
SAR(1 g) = 0.337 mW/g; SAR(10 g) = 0.212 mW/g
Reference Value = 16 V/m
Power Drift = 0.0002 dB
Maximum value of SAR = 0.358 mW/g

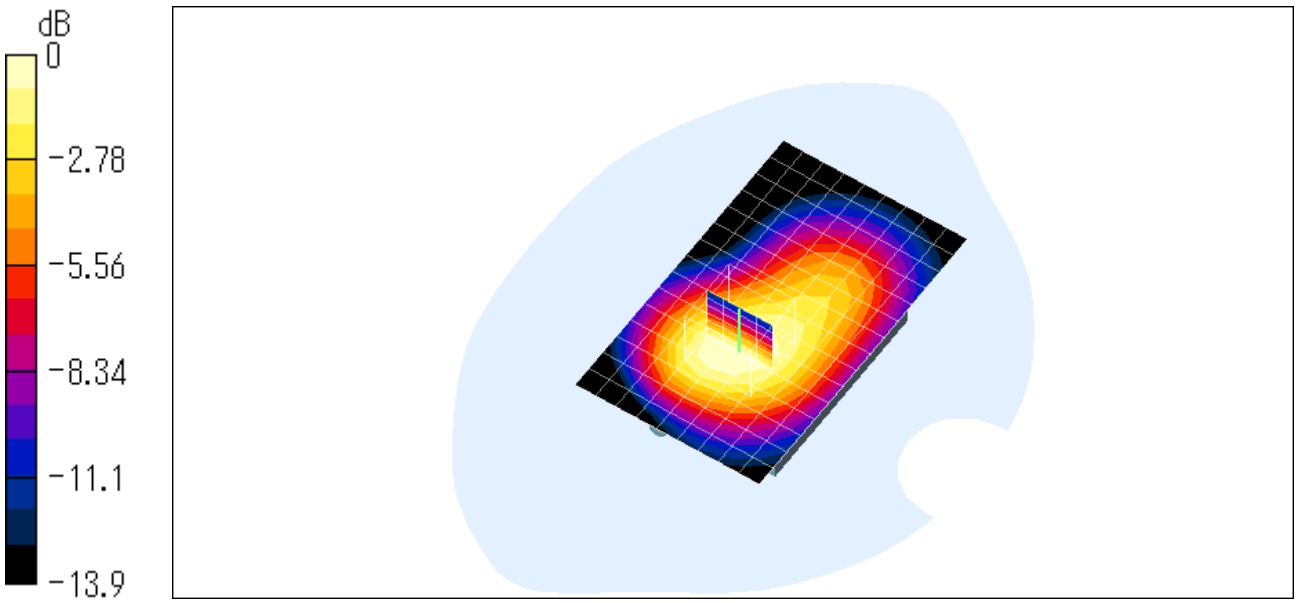

0 dB = 0.358mW/g

Date/Time: 12/26/03 15:12:30

Test Laboratory: JAPAN QUALITY ASSURANCE ORGANIZATION
File Name: Flat_Mid_GPRS_1900.da4

Body-worn (GPRS mode) 0661ch (1880.00MHz)

DUT: GSM-PCS Cell-Phone; Type: GX30; Serial: PP2-385
Program: Flat

Communication System: GSM 1900; Frequency: 1880 MHz;Duty Cycle: 1:4.1
Medium: M1900 (σ = 1.535 mho/m, ε_r = 52.71, ρ = 1000 kg/m^3)
Phantom section: Flat Section
Measurement Standard: DASY4 (High Precision Assessment)

DASY4 Configuration:

- Probe: ET3DV6 - SN1678; ConvF(4.8, 4.8, 4.8); Calibrated: 2003/02/07
- Sensor-Surface: 4mm (Mechanical And Optical Surface Detection)
- Electronics: DAE3 Sn508; Calibrated: 2003/01/31
- Phantom: SAM 1194; Type: QD 000 P40 CA; Serial: 1194
- Measurement SW: DASY4, V4.1 Build 47; Postprocessing SW: SEMCAD, V1.6 Build 115

Body-worn (GPRS mode)/Area Scan (10x16x1): Measurement grid: dx=10mm, dy=10mm
Reference Value = 14.3 V/m
Power Drift = -0.0003 dB
Maximum value of SAR = 0.325 mW/g

Body-worn (GPRS mode)/Zoom Scan (5x5x7)/Cube 0: Measurement grid: dx=8mm, dy=8mm, dz=5mm
Peak SAR (extrapolated) = 0.507 W/kg
SAR(1 g) = 0.311 mW/g; SAR(10 g) = 0.192 mW/g
Reference Value = 14.3 V/m
Power Drift = -0.0003 dB
Maximum value of SAR = 0.331 mW/g

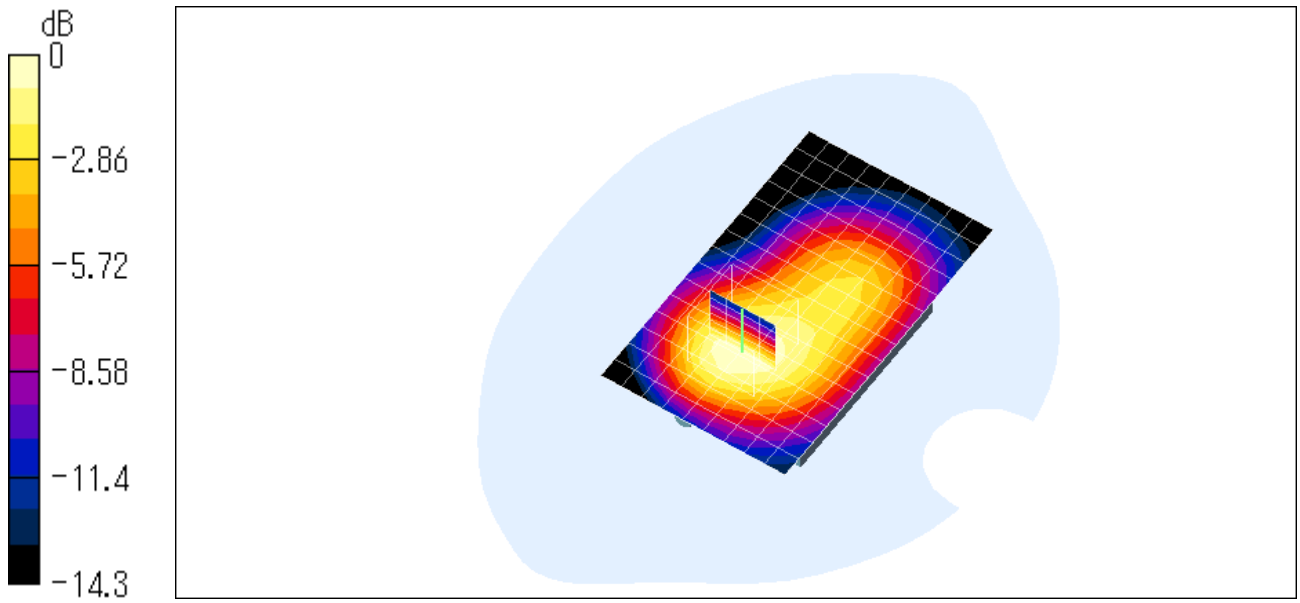

0 dB = 0.331mW/g

Date/Time: 12/26/03 15:45:46

Test Laboratory: JAPAN QUALITY ASSURANCE ORGANIZATION
File Name: Flat_High_GPRS_1900.da4

Body-worn (GPRS mode) 0810ch (1909.80MHz)

DUT: GSM-PCS Cell-Phone; Type: GX30; Serial: PP2-385
Program: Flat

Communication System: GSM 1900; Frequency: 1909.8 MHz;Duty Cycle: 1:4.1
Medium: M1900 (σ = 1.535 mho/m, ε_r = 52.71, ρ = 1000 kg/m^3)
Phantom section: Flat Section
Measurement Standard: DASY4 (High Precision Assessment)

DASY4 Configuration:

- Probe: ET3DV6 - SN1678; ConvF(4.8, 4.8, 4.8); Calibrated: 2003/02/07
- Sensor-Surface: 4mm (Mechanical And Optical Surface Detection)
- Electronics: DAE3 Sn508; Calibrated: 2003/01/31
- Phantom: SAM 1194; Type: QD 000 P40 CA; Serial: 1194
- Measurement SW: DASY4, V4.1 Build 47; Postprocessing SW: SEMCAD, V1.6 Build 115

Body-worn (GPRS mode)/Area Scan (10x16x1): Measurement grid: dx=10mm, dy=10mm
Reference Value = 14.1 V/m
Power Drift = -0.01 dB
Maximum value of SAR = 0.312 mW/g

Body-worn (GPRS mode)/Zoom Scan (5x5x7)/Cube 0: Measurement grid: dx=8mm, dy=8mm, dz=5mm
Peak SAR (extrapolated) = 0.51 W/kg
SAR(1 g) = 0.303 mW/g; SAR(10 g) = 0.183 mW/g
Reference Value = 14.1 V/m
Power Drift = -0.01 dB
Maximum value of SAR = 0.322 mW/g

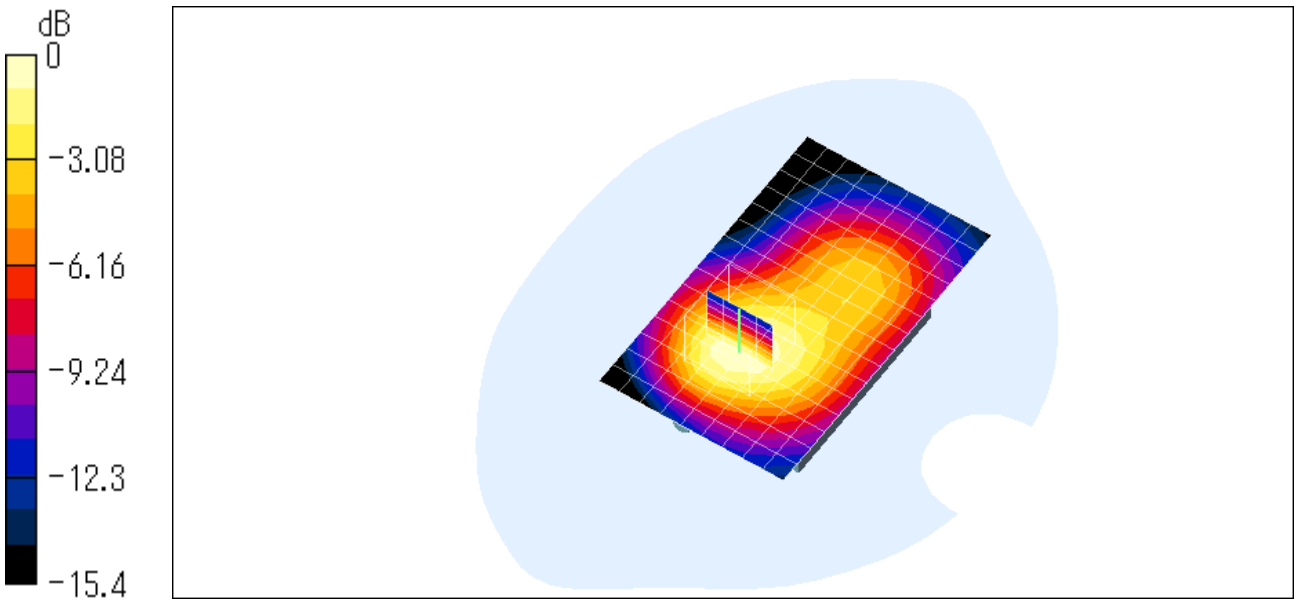

0 dB = 0.322mW/g

Date/Time: 12/26/03 13:48:44

Test Laboratory: JAPAN QUALITY ASSURANCE ORGANIZATION
File Name: Flat_Low_GSM_1900_BTLow.da4

Body-worn 0512ch (1850.20MHz) with Bluetooth 2402MHz

DUT: GSM-PCS Cell-Phone; Type: GX30; Serial: PP2-385
Program: Flat

Communication System: GSM 1900; Frequency: 1850.2 MHz;Duty Cycle: 1:8.5
Medium: M1900 (σ = 1.535 mho/m, ε_r = 52.71, ρ = 1000 kg/m^3)
Phantom section: Flat Section
Measurement Standard: DASY4 (High Precision Assessment)

DASY4 Configuration:

- Probe: ET3DV6 - SN1678; ConvF(4.8, 4.8, 4.8); Calibrated: 2003/02/07
- Sensor-Surface: 4mm (Mechanical And Optical Surface Detection)
- Electronics: DAE3 Sn508; Calibrated: 2003/01/31
- Phantom: SAM 1194; Type: QD 000 P40 CA; Serial: 1194
- Measurement SW: DASY4, V4.1 Build 47; Postprocessing SW: SEMCAD, V1.6 Build 115

Body-worn (GSM mode)/Area Scan (10x16x1): Measurement grid: dx=10mm, dy=10mm
Reference Value = 10.9 V/m
Power Drift = -0.05 dB
Maximum value of SAR = 0.167 mW/g

Body-worn (GSM mode)/Zoom Scan (5x5x7)/Cube 0: Measurement grid: dx=8mm, dy=8mm, dz=5mm
Peak SAR (extrapolated) = 0.253 W/kg
SAR(1 g) = 0.158 mW/g; SAR(10 g) = 0.0982 mW/g
Reference Value = 10.9 V/m
Power Drift = -0.05 dB
Maximum value of SAR = 0.167 mW/g

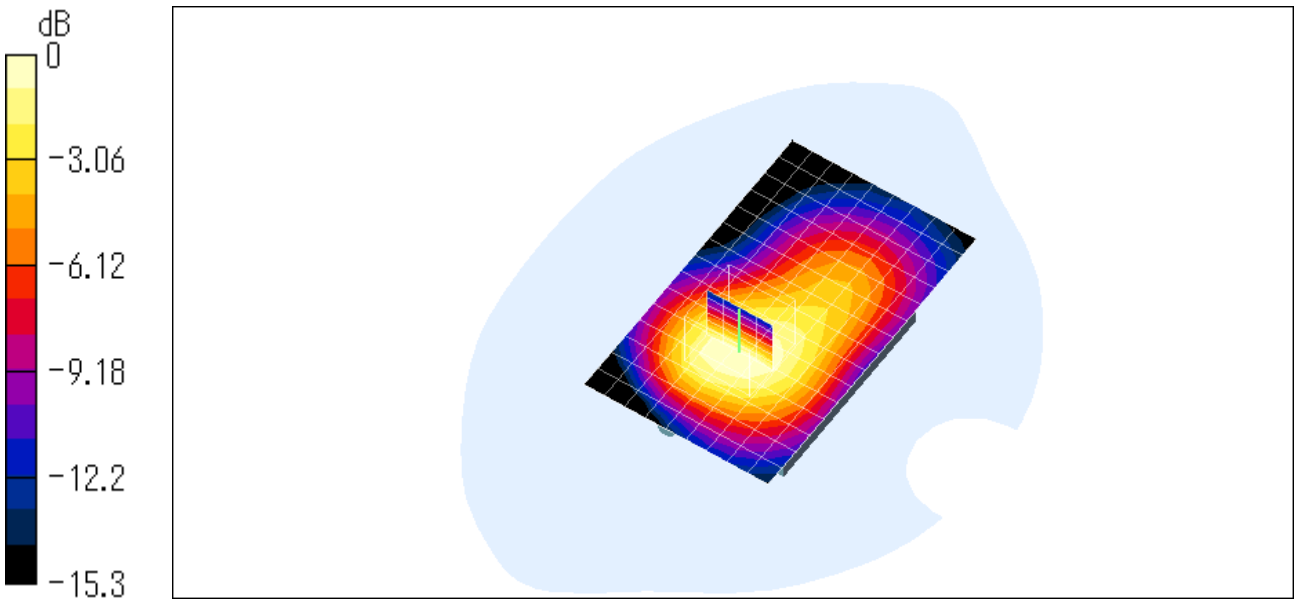

0 dB = 0.167mW/g

Date/Time: 12/26/03 13:56:58

Test Laboratory: JAPAN QUALITY ASSURANCE ORGANIZATION
File Name: Flat_Low_GSM_1900_BTMid.da4

Body-worn 0512ch (1850.20MHz) with Bluetooth 2441MHz

DUT: GSM-PCS Cell-Phone; Type: GX30; Serial: PP2-385
Program: Flat

Communication System: GSM 1900; Frequency: 1850.2 MHz;Duty Cycle: 1:8.5
Medium: M1900 (σ = 1.535 mho/m, ε_r = 52.71, ρ = 1000 kg/m^3)
Phantom section: Flat Section
Measurement Standard: DASY4 (High Precision Assessment)

DASY4 Configuration:

- Probe: ET3DV6 - SN1678; ConvF(4.8, 4.8, 4.8); Calibrated: 2003/02/07
- Sensor-Surface: 4mm (Mechanical And Optical Surface Detection)
- Electronics: DAE3 Sn508; Calibrated: 2003/01/31
- Phantom: SAM 1194; Type: QD 000 P40 CA; Serial: 1194
- Measurement SW: DASY4, V4.1 Build 47; Postprocessing SW: SEMCAD, V1.6 Build 115

Body-worn (GSM mode)/Area Scan (10x16x1): Measurement grid: dx=10mm, dy=10mm
Reference Value = 10.9 V/m
Power Drift = -0.02 dB
Maximum value of SAR = 0.167 mW/g

Body-worn (GSM mode)/Zoom Scan (5x5x7)/Cube 0: Measurement grid: dx=8mm, dy=8mm, dz=5mm
Peak SAR (extrapolated) = 0.246 W/kg
SAR(1 g) = 0.157 mW/g; SAR(10 g) = 0.0976 mW/g
Reference Value = 10.9 V/m
Power Drift = -0.02 dB
Maximum value of SAR = 0.167 mW/g

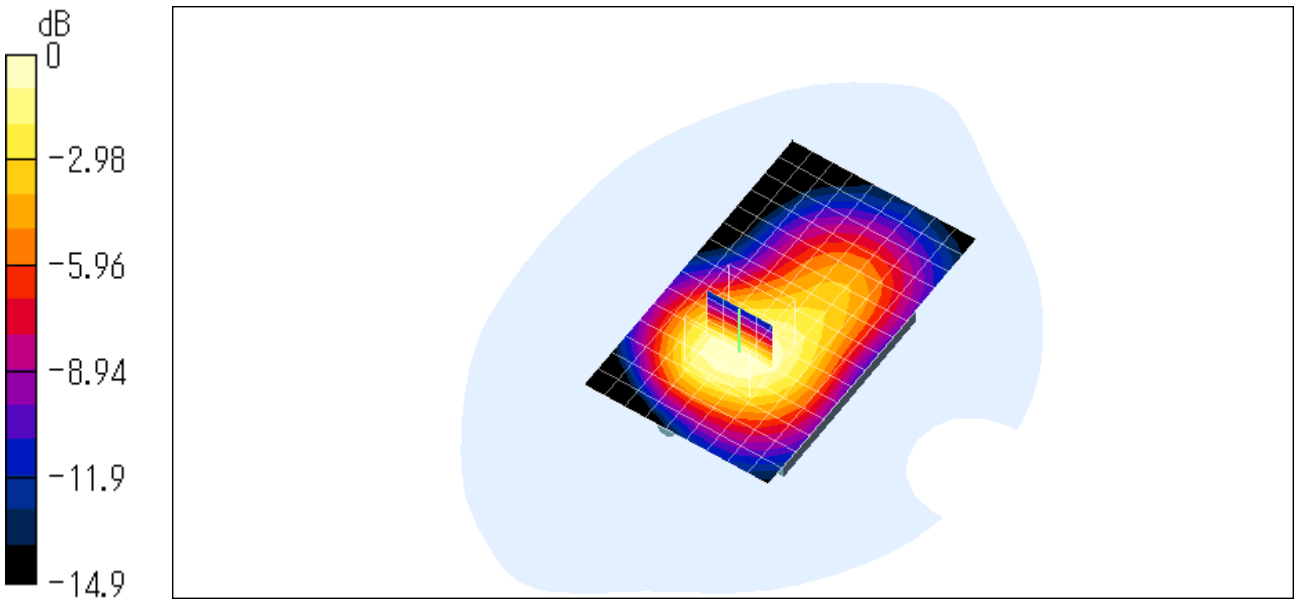

0 dB = 0.167mW/g

Date/Time: 12/26/03 14:06:14

Test Laboratory: JAPAN QUALITY ASSURANCE ORGANIZATION
File Name: Flat_Low_GSM_1900_BTHigh.da4

Body-worn 0512ch (1850.20MHz) with Bluetooth 2480MHz

DUT: GSM-PCS Cell-Phone; Type: GX30; Serial: PP2-385
Program: Flat

Communication System: GSM 1900; Frequency: 1850.2 MHz;Duty Cycle: 1:8.5
Medium: M1900 (σ = 1.535 mho/m, ε_r = 52.71, ρ = 1000 kg/m^3)
Phantom section: Flat Section
Measurement Standard: DASY4 (High Precision Assessment)

DASY4 Configuration:

- Probe: ET3DV6 - SN1678; ConvF(4.8, 4.8, 4.8); Calibrated: 2003/02/07
- Sensor-Surface: 4mm (Mechanical And Optical Surface Detection)
- Electronics: DAE3 Sn508; Calibrated: 2003/01/31
- Phantom: SAM 1194; Type: QD 000 P40 CA; Serial: 1194
- Measurement SW: DASY4, V4.1 Build 47; Postprocessing SW: SEMCAD, V1.6 Build 115

Body-worn (GSM mode)/Area Scan (10x16x1): Measurement grid: dx=10mm, dy=10mm
Reference Value = 10.9 V/m
Power Drift = -0.1 dB
Maximum value of SAR = 0.167 mW/g

Body-worn (GSM mode)/Zoom Scan (5x5x7)/Cube 0: Measurement grid: dx=8mm, dy=8mm, dz=5mm
Peak SAR (extrapolated) = 0.26 W/kg
SAR(1 g) = 0.164 mW/g; SAR(10 g) = 0.102 mW/g
Reference Value = 10.9 V/m
Power Drift = -0.1 dB
Maximum value of SAR = 0.175 mW/g

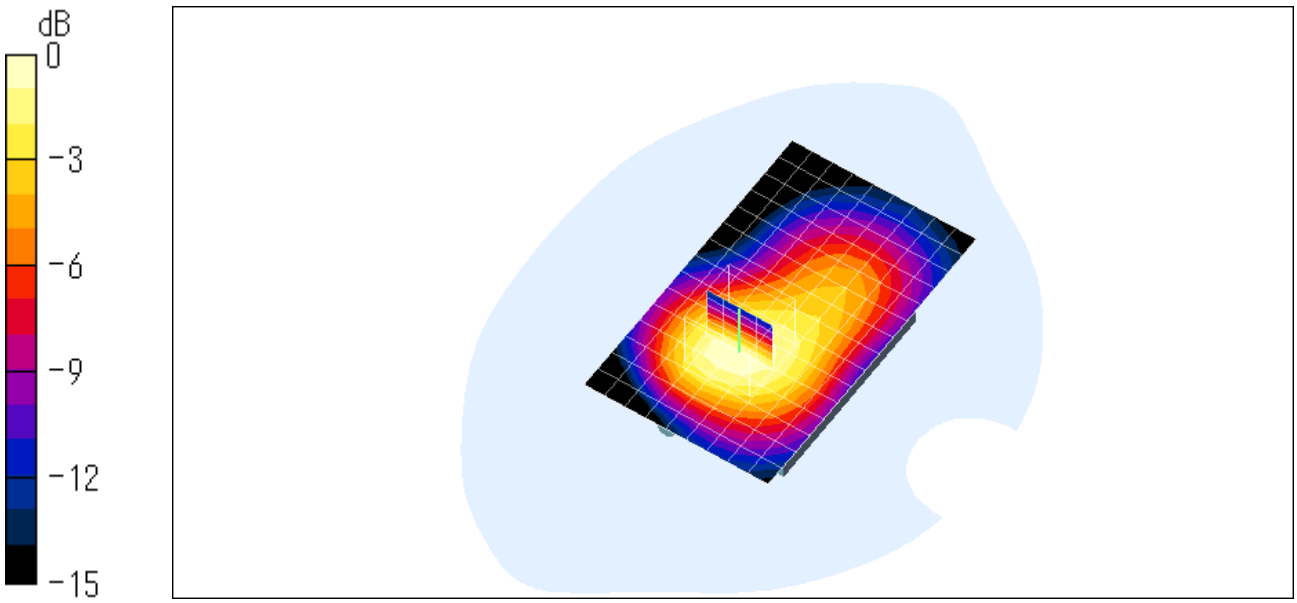

0 dB = 0.175mW/g

Date/Time: 12/26/03 16:20:58

Test Laboratory: JAPAN QUALITY ASSURANCE ORGANIZATION
File Name: Flat_Low_GPRS_1900_ExtBattery.da4

Body-worn (GPRS mode) 0512ch (1850.20MHz), Battery XN-1BT31 (Extended model)

DUT: GSM-PCS Cell-Phone; Type: GX30; Serial: PP2-385
Program: Flat

Communication System: GSM 1900; Frequency: 1850.2 MHz;Duty Cycle: 1:4.1
Medium: M1900 (σ = 1.535 mho/m, ε_r = 52.71, ρ = 1000 kg/m^3)
Phantom section: Flat Section
Measurement Standard: DASY4 (High Precision Assessment)

DASY4 Configuration:

- Probe: ET3DV6 - SN1678; ConvF(4.8, 4.8, 4.8); Calibrated: 2003/02/07
- Sensor-Surface: 4mm (Mechanical And Optical Surface Detection)
- Electronics: DAE3 Sn508; Calibrated: 2003/01/31
- Phantom: SAM 1194; Type: QD 000 P40 CA; Serial: 1194
- Measurement SW: DASY4, V4.1 Build 47; Postprocessing SW: SEMCAD, V1.6 Build 115

Body-worn (GPRS mode)/Area Scan (10x16x1): Measurement grid: dx=10mm, dy=10mm
Reference Value = 15.4 V/m
Power Drift = -0.09 dB
Maximum value of SAR = 0.315 mW/g

Body-worn (GPRS mode)/Zoom Scan (5x5x7)/Cube 0: Measurement grid: dx=8mm, dy=8mm, dz=5mm
Peak SAR (extrapolated) = 0.452 W/kg
SAR(1 g) = 0.294 mW/g; SAR(10 g) = 0.189 mW/g
Reference Value = 15.4 V/m
Power Drift = -0.09 dB
Maximum value of SAR = 0.31 mW/g

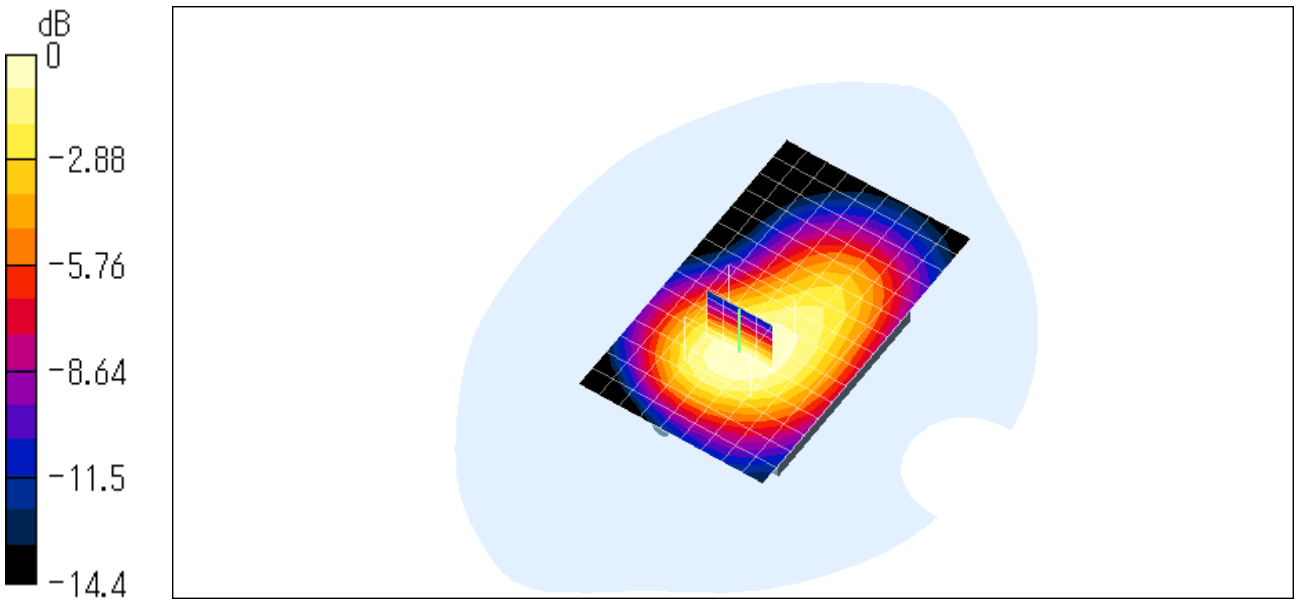

0 dB = 0.31mW/g

Z-axis Scanning Data for Worst Case

Left Head Position
Cheek/Touch 0512ch (1850.20 MHz)

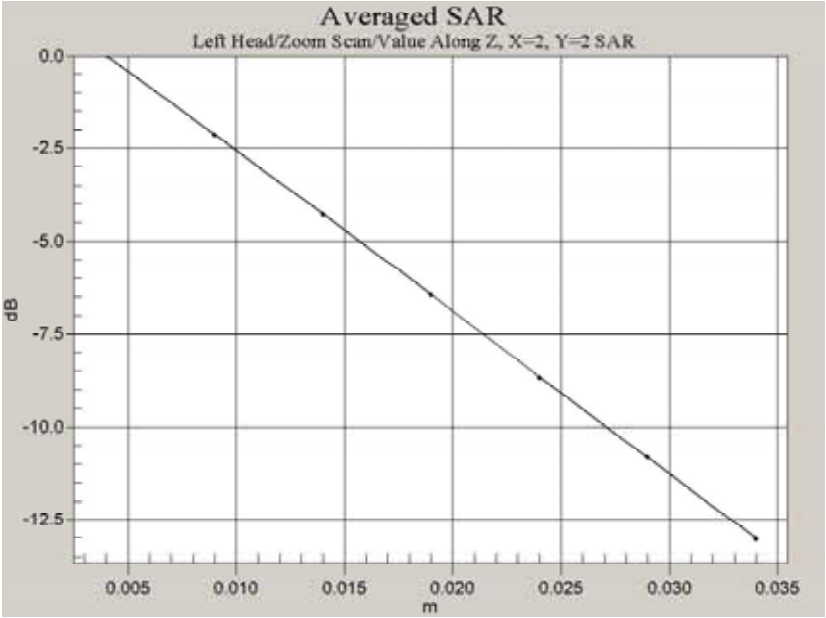
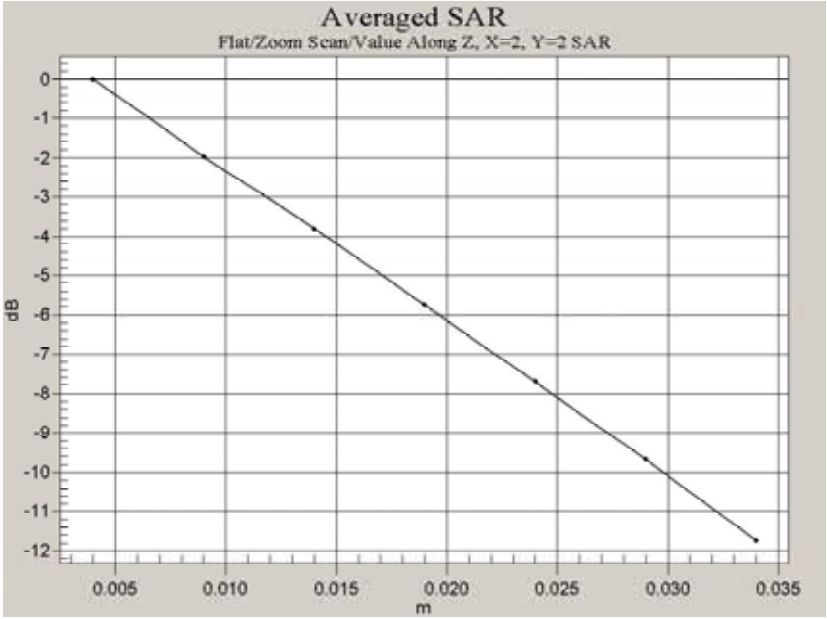
Flat Position
Body-worn (GPRS mode) 0512ch (1850.20 MHz)