7.10 Test Setup (Photographs)

7.10.1 AC Powerline Conducted Emission

– Front View –

– Side View –

Photograph present configuration with maximum emission

7.10.2 Radiated Emission



– Front View–



– Rear View –

Photograph present configuration with maximum emission

– X axis –



– Y axis –



– Z axis –