PHOTOGRAPHS OF TEST SET UP



DFS - Testing Set-Up

©2016 Not to be reproduced, except in its entirety,
without the Permission of TÜV SÜD Product Service



FCC Part 15.247 Radiated Emissions 30 MHz to 1 GHz

©2016 Not to be reproduced, except in its entirety,
without the Permission of TÜV SÜD Product Service



FCC Part 15.247 Radiated Emissions 1 GHz to 18 GHz



FCC Part 15.247 Radiated Emissions 18 GHz to 25 GHz

©2016 Not to be reproduced, except in its entirety,
without the Permission of TÜV SÜD Product Service



FCC Part 15.407 Radiated Emissions 1 GHz to 18 GHz

FCC Part 15.407 Radiated Emissions 18 GHz to 40 GHz

©2016 Not to be reproduced, except in its entirety,
without the Permission of TÜV SÜD Product Service



Conducted Emissions Lab Testing

©2016 Not to be reproduced, except in its entirety,
without the Permission of TÜV SÜD Product Service



SAR - LH - Cheek

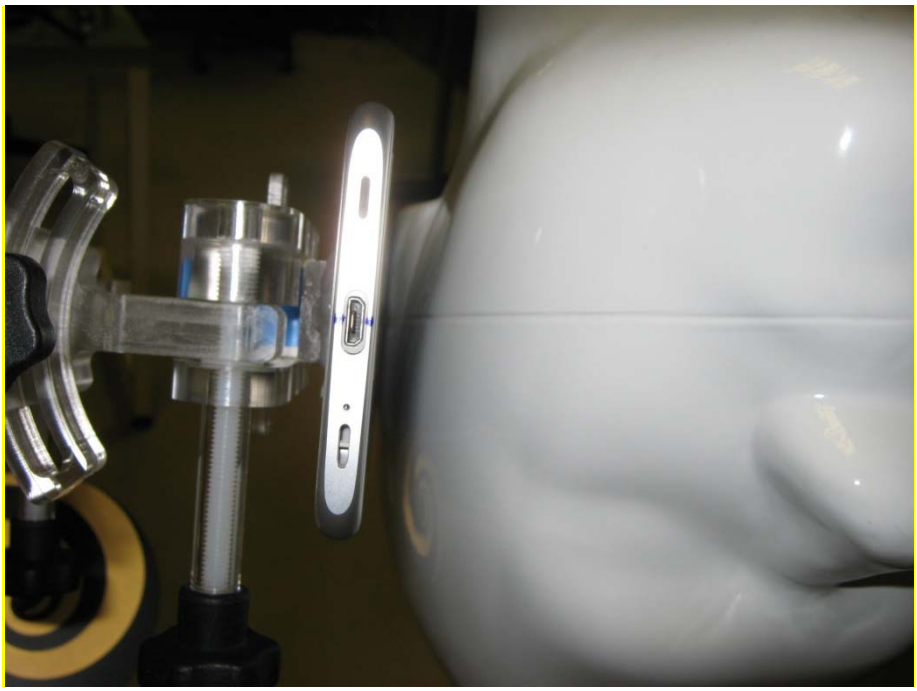

SAR - LH 15°

©2016 Not to be reproduced, except in its entirety,
without the Permission of TÜV SÜD Product Service



SAR - RH - Cheek

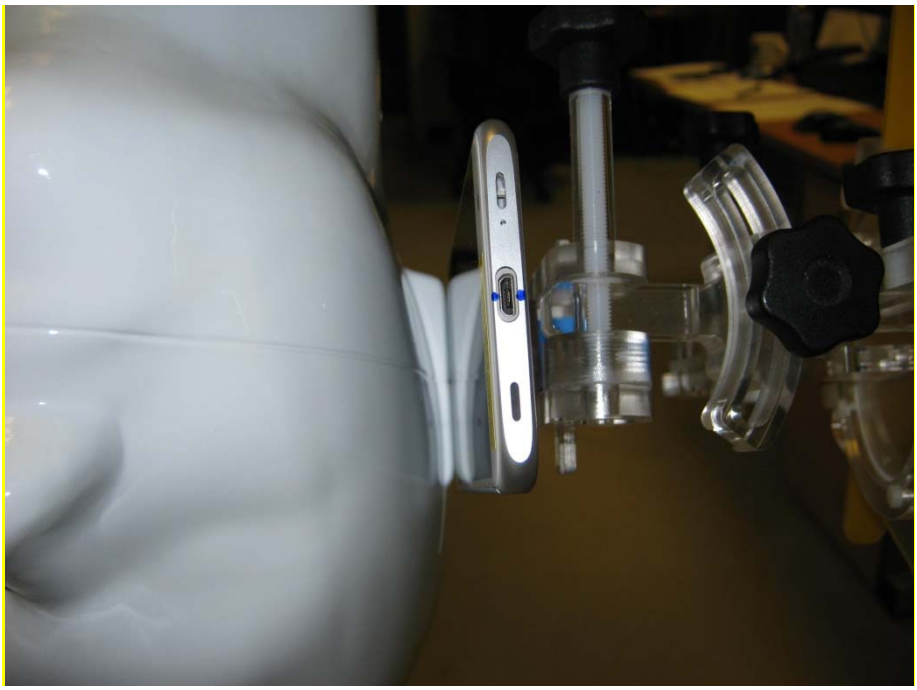

SAR - RH 15°

©2016 Not to be reproduced, except in its entirety,
without the Permission of TÜV SÜD Product Service



SAR - Front Face (Body)



SAR - Rear Face (Body)

©2016 Not to be reproduced, except in its entirety,
without the Permission of TÜV SÜD Product Service



SAR - Top Edge (Body)



SAR - Bottom Edge (Body)

©2016 Not to be reproduced, except in its entirety,
without the Permission of TÜV SÜD Product Service



SAR - Left Edge (Body)



SAR - Right Edge (Body)

©2016 Not to be reproduced, except in its entirety,
without the Permission of TÜV SÜD Product Service