LTE Band 38 / 15MHz

Lowest Channel / QPSK

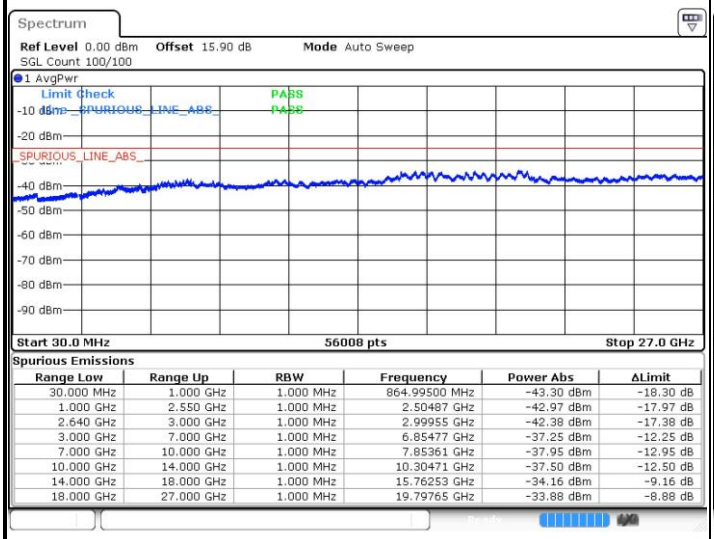

Spurious Emissions

Range Low	Range Up	RBW	Frequency	Power Abs	ΔLimit
30.000 MHz	1.000 GHz	1.000 MHz	864.99500 MHz	-43.30 dBm	-18.30 dB
1.000 GHz	2.550 GHz	1.000 MHz	2.50487 GHz	-42.97 dBm	-17.97 dB
2.640 GHz	3.000 GHz	1.000 MHz	2.99955 GHz	-42.38 dBm	-17.38 dB
3.000 GHz	7.000 GHz	1.000 MHz	6.85477 GHz	-37.25 dBm	-12.25 dB
7.000 GHz	10.000 GHz	1.000 MHz	7.85361 GHz	-37.95 dBm	-12.95 dB
10.000 GHz	14.000 GHz	1.000 MHz	10.30471 GHz	-37.50 dBm	-12.50 dB
14.000 GHz	18.000 GHz	1.000 MHz	15.76253 GHz	-34.16 dBm	-9.16 dB
18.000 GHz	27.000 GHz	1.000 MHz	19.79765 GHz	-33.88 dBm	-8.88 dB

Date: 2.MAY.2017 21:53:19

Lowest Channel / 16QAM

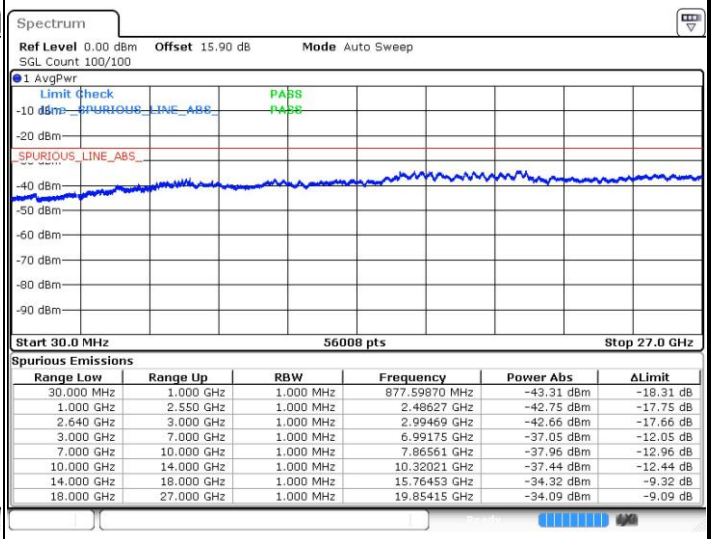

Spurious Emissions

Range Low	Range Up	RBW	Frequency	Power Abs	ΔLimit
30.000 MHz	1.000 GHz	1.000 MHz	877.59870 MHz	-43.31 dBm	-18.31 dB
1.000 GHz	2.550 GHz	1.000 MHz	2.48627 GHz	-42.75 dBm	-17.75 dB
2.640 GHz	3.000 GHz	1.000 MHz	2.99469 GHz	-42.66 dBm	-17.66 dB
3.000 GHz	7.000 GHz	1.000 MHz	6.99175 GHz	-37.05 dBm	-12.05 dB
7.000 GHz	10.000 GHz	1.000 MHz	7.86561 GHz	-37.96 dBm	-12.96 dB
10.000 GHz	14.000 GHz	1.000 MHz	10.32021 GHz	-37.44 dBm	-12.44 dB
14.000 GHz	18.000 GHz	1.000 MHz	15.76453 GHz	-34.32 dBm	-9.32 dB
18.000 GHz	27.000 GHz	1.000 MHz	19.85415 GHz	-34.09 dBm	-9.09 dB

Date: 2.MAY.2017 21:54:14

Middle Channel / QPSK

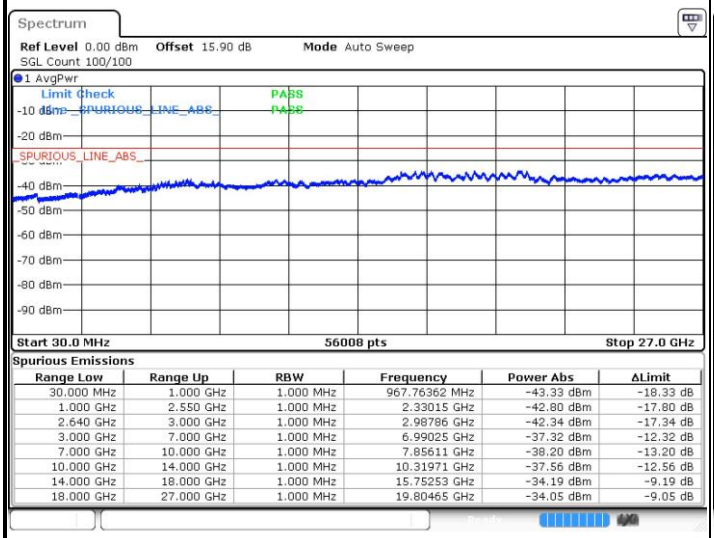

Spurious Emissions

Range Low	Range Up	RBW	Frequency	Power Abs	ΔLimit
30.000 MHz	1.000 GHz	1.000 MHz	967.76362 MHz	-43.33 dBm	-18.33 dB
1.000 GHz	2.550 GHz	1.000 MHz	2.33015 GHz	-42.80 dBm	-17.80 dB
2.640 GHz	3.000 GHz	1.000 MHz	2.98786 GHz	-42.34 dBm	-17.34 dB
3.000 GHz	7.000 GHz	1.000 MHz	6.99025 GHz	-37.32 dBm	-12.32 dB
7.000 GHz	10.000 GHz	1.000 MHz	7.85611 GHz	-38.20 dBm	-13.20 dB
10.000 GHz	14.000 GHz	1.000 MHz	10.31971 GHz	-37.56 dBm	-12.56 dB
14.000 GHz	18.000 GHz	1.000 MHz	15.75253 GHz	-34.19 dBm	-9.19 dB
18.000 GHz	27.000 GHz	1.000 MHz	19.80465 GHz	-34.05 dBm	-9.05 dB

Date: 2.MAY.2017 21:55:09

Middle Channel / 16QAM

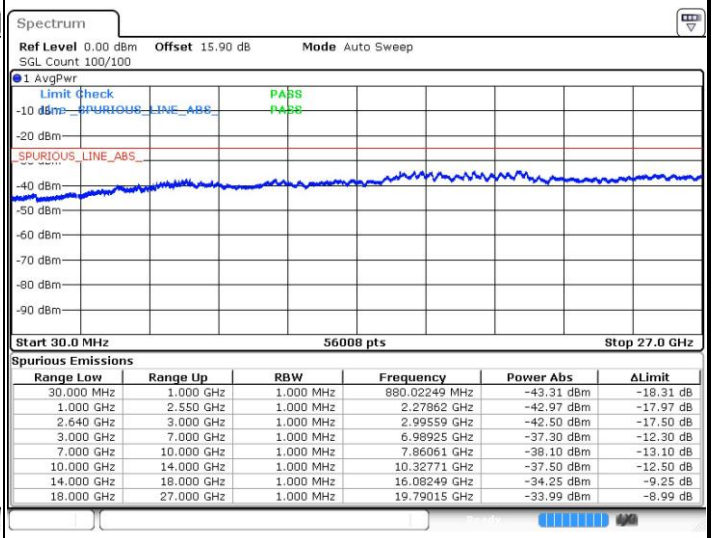

Spurious Emissions

Range Low	Range Up	RBW	Frequency	Power Abs	ΔLimit
30.000 MHz	1.000 GHz	1.000 MHz	880.02249 MHz	-43.31 dBm	-18.31 dB
1.000 GHz	2.550 GHz	1.000 MHz	2.27862 GHz	-42.97 dBm	-17.97 dB
2.640 GHz	3.000 GHz	1.000 MHz	2.99559 GHz	-42.50 dBm	-17.50 dB
3.000 GHz	7.000 GHz	1.000 MHz	6.98925 GHz	-37.30 dBm	-12.30 dB
7.000 GHz	10.000 GHz	1.000 MHz	7.86061 GHz	-38.10 dBm	-13.10 dB
10.000 GHz	14.000 GHz	1.000 MHz	10.32771 GHz	-37.50 dBm	-12.50 dB
14.000 GHz	18.000 GHz	1.000 MHz	16.08249 GHz	-34.25 dBm	-9.25 dB
18.000 GHz	27.000 GHz	1.000 MHz	19.79015 GHz	-33.99 dBm	-8.99 dB

Date: 2.MAY.2017 21:56:03

LTE Band 38 / 15MHz

Highest Channel / QPSK

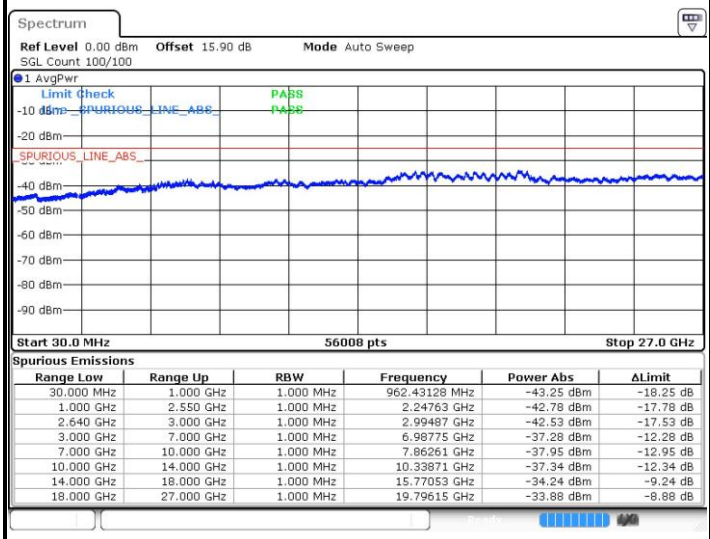

Spurious Emissions

Range Low	Range Up	RBW	Frequency	Power Abs	ΔLimit
30.000 MHz	1.000 GHz	1.000 MHz	962.43128 MHz	-43.25 dBm	-18.25 dB
1.000 GHz	2.550 GHz	1.000 MHz	2.24763 GHz	-42.78 dBm	-17.78 dB
2.640 GHz	3.000 GHz	1.000 MHz	2.99487 GHz	-42.53 dBm	-17.53 dB
3.000 GHz	7.000 GHz	1.000 MHz	6.98775 GHz	-37.28 dBm	-12.28 dB
7.000 GHz	10.000 GHz	1.000 MHz	7.86261 GHz	-37.95 dBm	-12.95 dB
10.000 GHz	14.000 GHz	1.000 MHz	10.33871 GHz	-37.34 dBm	-12.34 dB
14.000 GHz	18.000 GHz	1.000 MHz	15.77053 GHz	-34.24 dBm	-9.24 dB
18.000 GHz	27.000 GHz	1.000 MHz	19.79615 GHz	-33.88 dBm	-8.88 dB

Date: 2.MAY.2017 21:56:58

Highest Channel / 16QAM

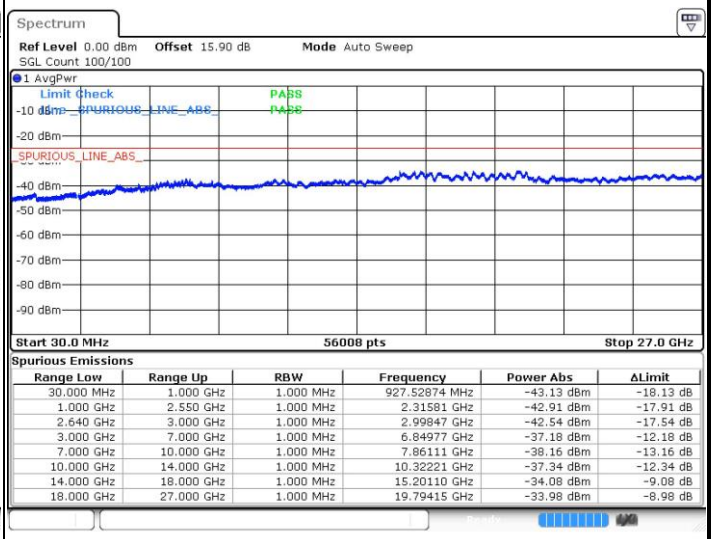

Spurious Emissions

Range Low	Range Up	RBW	Frequency	Power Abs	ΔLimit
30.000 MHz	1.000 GHz	1.000 MHz	927.52874 MHz	-43.13 dBm	-18.13 dB
1.000 GHz	2.550 GHz	1.000 MHz	2.31581 GHz	-42.91 dBm	-17.91 dB
2.640 GHz	3.000 GHz	1.000 MHz	2.99847 GHz	-42.54 dBm	-17.54 dB
3.000 GHz	7.000 GHz	1.000 MHz	6.84977 GHz	-37.18 dBm	-12.18 dB
7.000 GHz	10.000 GHz	1.000 MHz	7.86111 GHz	-38.16 dBm	-13.16 dB
10.000 GHz	14.000 GHz	1.000 MHz	10.32221 GHz	-37.34 dBm	-12.34 dB
14.000 GHz	18.000 GHz	1.000 MHz	15.20110 GHz	-34.08 dBm	-9.08 dB
18.000 GHz	27.000 GHz	1.000 MHz	19.79415 GHz	-33.98 dBm	-8.98 dB

Date: 2.MAY.2017 21:57:53

LTE Band 38 / 20MHz

Lowest Channel / QPSK

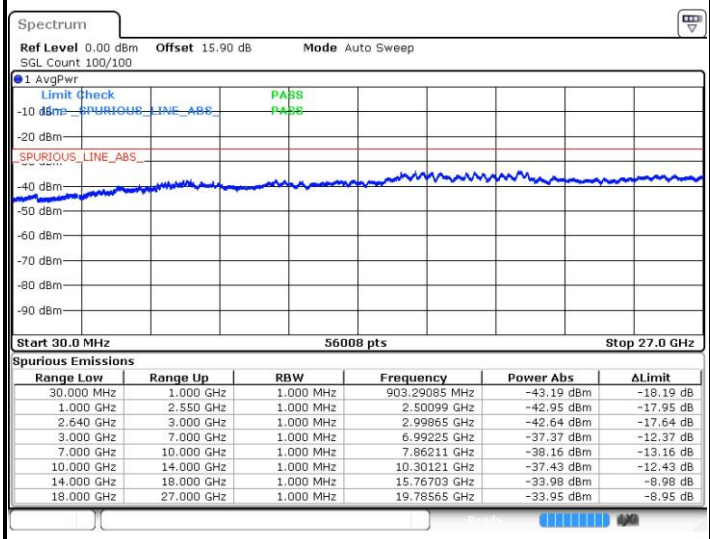

Spurious Emissions

Range Low	Range Up	RBW	Frequency	Power Abs	ΔLimit
30.000 MHz	1.000 GHz	1.000 MHz	903.29085 MHz	-43.19 dBm	-18.19 dB
1.000 GHz	2.550 GHz	1.000 MHz	2.50099 GHz	-42.95 dBm	-17.95 dB
2.640 GHz	3.000 GHz	1.000 MHz	2.99865 GHz	-42.64 dBm	-17.64 dB
3.000 GHz	7.000 GHz	1.000 MHz	6.99225 GHz	-37.37 dBm	-12.37 dB
7.000 GHz	10.000 GHz	1.000 MHz	7.86211 GHz	-38.16 dBm	-13.16 dB
10.000 GHz	14.000 GHz	1.000 MHz	10.30121 GHz	-37.43 dBm	-12.43 dB
14.000 GHz	18.000 GHz	1.000 MHz	15.76703 GHz	-33.98 dBm	-8.98 dB
18.000 GHz	27.000 GHz	1.000 MHz	19.78565 GHz	-33.95 dBm	-8.95 dB

Date: 2.MAY.2017 21:58:47

Lowest Channel / 16QAM

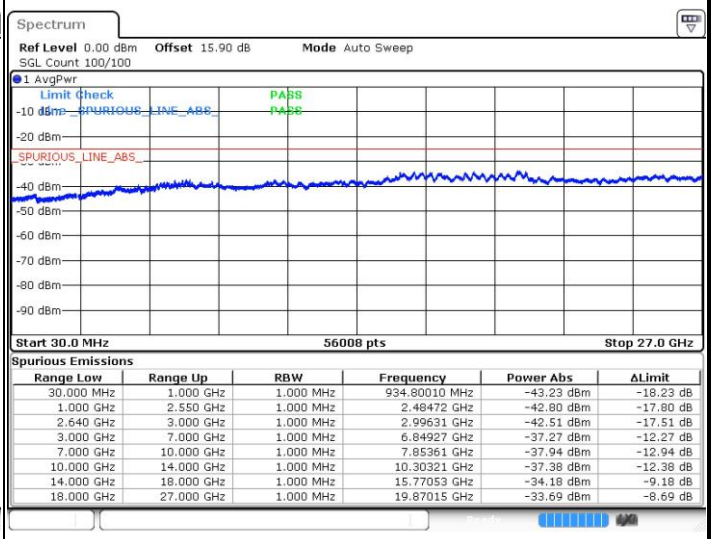

Spurious Emissions

Range Low	Range Up	RBW	Frequency	Power Abs	ΔLimit
30.000 MHz	1.000 GHz	1.000 MHz	934.80010 MHz	-43.23 dBm	-18.23 dB
1.000 GHz	2.550 GHz	1.000 MHz	2.48472 GHz	-42.80 dBm	-17.80 dB
2.640 GHz	3.000 GHz	1.000 MHz	2.99631 GHz	-42.51 dBm	-17.51 dB
3.000 GHz	7.000 GHz	1.000 MHz	6.84927 GHz	-37.27 dBm	-12.27 dB
7.000 GHz	10.000 GHz	1.000 MHz	7.85361 GHz	-37.94 dBm	-12.94 dB
10.000 GHz	14.000 GHz	1.000 MHz	10.30321 GHz	-37.38 dBm	-12.38 dB
14.000 GHz	18.000 GHz	1.000 MHz	15.77053 GHz	-34.18 dBm	-9.18 dB
18.000 GHz	27.000 GHz	1.000 MHz	19.87015 GHz	-33.69 dBm	-8.69 dB

Date: 2.MAY.2017 21:59:42

LTE Band 38 / 20MHz

Middle Channel / QPSK

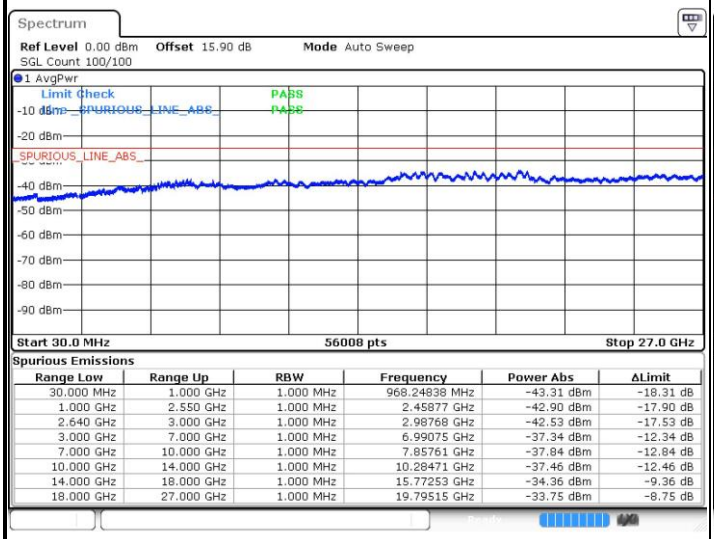

Spurious Emissions

Range Low	Range Up	RBW	Frequency	Power Abs	ΔLimit
30.000 MHz	1.000 GHz	1.000 MHz	968.24838 MHz	-43.31 dBm	-18.31 dB
1.000 GHz	2.550 GHz	1.000 MHz	2.45877 GHz	-42.90 dBm	-17.90 dB
2.640 GHz	3.000 GHz	1.000 MHz	2.98768 GHz	-42.53 dBm	-17.53 dB
3.000 GHz	7.000 GHz	1.000 MHz	6.99075 GHz	-37.34 dBm	-12.34 dB
7.000 GHz	10.000 GHz	1.000 MHz	7.85761 GHz	-37.84 dBm	-12.84 dB
10.000 GHz	14.000 GHz	1.000 MHz	10.28471 GHz	-37.46 dBm	-12.46 dB
14.000 GHz	18.000 GHz	1.000 MHz	15.77253 GHz	-34.36 dBm	-9.36 dB
18.000 GHz	27.000 GHz	1.000 MHz	19.79515 GHz	-33.75 dBm	-8.75 dB

Date: 2.MAY.2017 22:00:37

Middle Channel / 16QAM

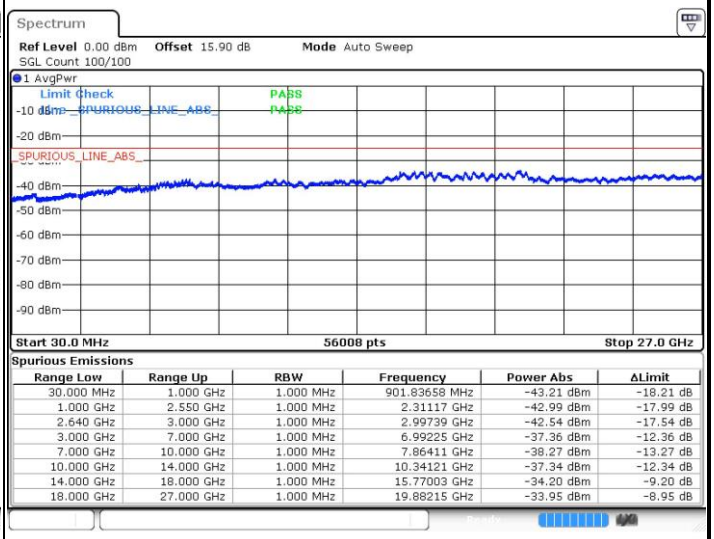

Spurious Emissions

Range Low	Range Up	RBW	Frequency	Power Abs	ΔLimit
30.000 MHz	1.000 GHz	1.000 MHz	901.83658 MHz	-43.21 dBm	-18.21 dB
1.000 GHz	2.550 GHz	1.000 MHz	2.31117 GHz	-42.99 dBm	-17.99 dB
2.640 GHz	3.000 GHz	1.000 MHz	2.99739 GHz	-42.54 dBm	-17.54 dB
3.000 GHz	7.000 GHz	1.000 MHz	6.99225 GHz	-37.36 dBm	-12.36 dB
7.000 GHz	10.000 GHz	1.000 MHz	7.86411 GHz	-38.27 dBm	-13.27 dB
10.000 GHz	14.000 GHz	1.000 MHz	10.34121 GHz	-37.34 dBm	-12.34 dB
14.000 GHz	18.000 GHz	1.000 MHz	15.77003 GHz	-34.20 dBm	-9.20 dB
18.000 GHz	27.000 GHz	1.000 MHz	19.88215 GHz	-33.95 dBm	-8.95 dB

Date: 2.MAY.2017 22:01:32

Highest Channel / QPSK

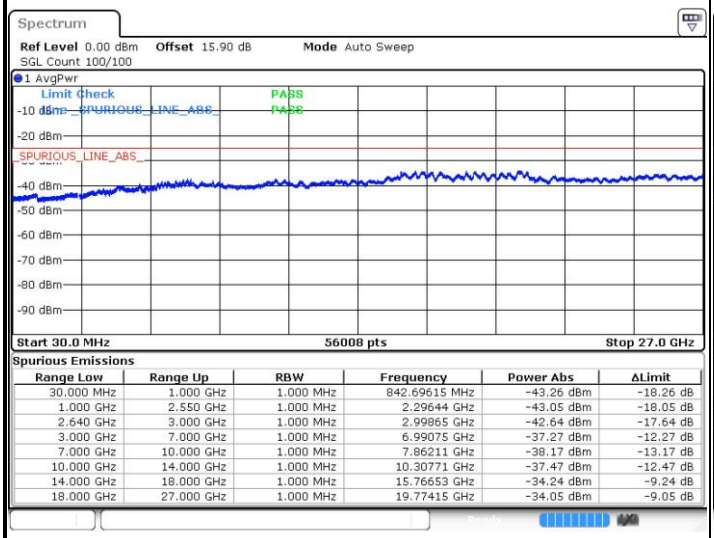

Spurious Emissions

Range Low	Range Up	RBW	Frequency	Power Abs	ΔLimit
30.000 MHz	1.000 GHz	1.000 MHz	842.69615 MHz	-43.26 dBm	-18.26 dB
1.000 GHz	2.550 GHz	1.000 MHz	2.29644 GHz	-43.05 dBm	-18.05 dB
2.640 GHz	3.000 GHz	1.000 MHz	2.99865 GHz	-42.64 dBm	-17.64 dB
3.000 GHz	7.000 GHz	1.000 MHz	6.99075 GHz	-37.27 dBm	-12.27 dB
7.000 GHz	10.000 GHz	1.000 MHz	7.86211 GHz	-38.17 dBm	-13.17 dB
10.000 GHz	14.000 GHz	1.000 MHz	10.30771 GHz	-37.47 dBm	-12.47 dB
14.000 GHz	18.000 GHz	1.000 MHz	15.76653 GHz	-34.24 dBm	-9.24 dB
18.000 GHz	27.000 GHz	1.000 MHz	19.77415 GHz	-34.05 dBm	-9.05 dB

Date: 2.MAY.2017 22:02:26

Highest Channel / 16QAM

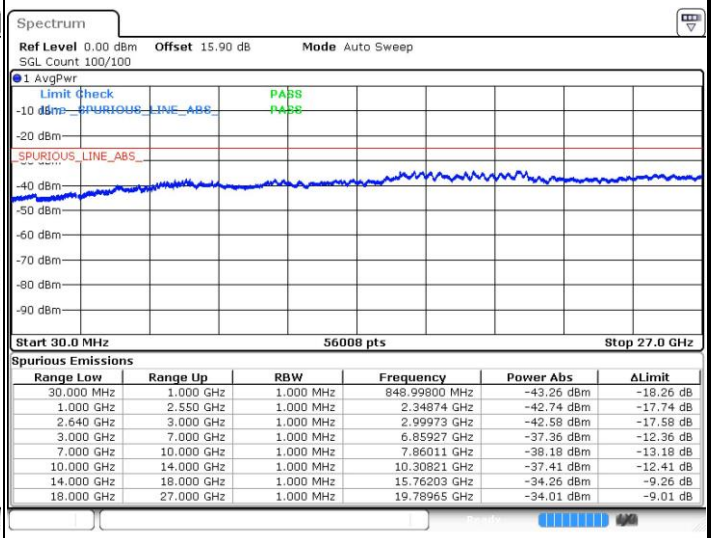

Spurious Emissions

Range Low	Range Up	RBW	Frequency	Power Abs	ΔLimit
30.000 MHz	1.000 GHz	1.000 MHz	848.99800 MHz	-43.26 dBm	-18.26 dB
1.000 GHz	2.550 GHz	1.000 MHz	2.34874 GHz	-42.74 dBm	-17.74 dB
2.640 GHz	3.000 GHz	1.000 MHz	2.99973 GHz	-42.58 dBm	-17.58 dB
3.000 GHz	7.000 GHz	1.000 MHz	6.85927 GHz	-37.36 dBm	-12.36 dB
7.000 GHz	10.000 GHz	1.000 MHz	7.86011 GHz	-38.18 dBm	-13.18 dB
10.000 GHz	14.000 GHz	1.000 MHz	10.30821 GHz	-37.41 dBm	-12.41 dB
14.000 GHz	18.000 GHz	1.000 MHz	15.76203 GHz	-34.26 dBm	-9.26 dB
18.000 GHz	27.000 GHz	1.000 MHz	19.78965 GHz	-34.01 dBm	-9.01 dB

Date: 2.MAY.2017 22:03:21

Frequency Stability

Test Conditions		LTE Band 38 (QPSK) / Middle Channel	Limit
Temperature (°C)	Voltage (Volt)	BW 10MHz	Note 2.
		Deviation (ppm)	Result
50	Normal Voltage	0.0015	PASS
40	Normal Voltage	0.0018	
30	Normal Voltage	0.0012	
20(Ref.)	Normal Voltage	0.0000	
10	Normal Voltage	0.0007	
0	Normal Voltage	0.0019	
-10	Normal Voltage	0.0002	
-20	Normal Voltage	0.0078	
-30	Normal Voltage	0.0000	
20	Maximum Voltage	0.0000	
20	Normal Voltage	0.0000	
20	Battery End Point	0.0003	

Note:

1. Normal Voltage =4.0 V.；Battery End Point (BEP) =3.7 V.；Maximum Voltage =4.0 V.
2. Note: The frequency fundamental emissions stay within the authorized frequency block.

Appendix B. Test Results of ERP/EIRP and Radiated Test

ERP/EIRP

LTE Band 2 / 1.4MHz (Average)							
Channel	Mode	RB		Horizontal		Vertical	
		Size	Offset	EIRP(dBm)	EIRP(W)	EIRP(dBm)	EIRP(W)
Lowest	QPSK	3	1	16.23	0.0420	14.85	0.0305
Middle		3	1	16.12	0.0409	14.84	0.0305
Highest		3	1	16.66	0.0463	15.18	0.0330
Lowest	16QAM	1	3	15.53	0.0357	14.04	0.0254
Middle		1	3	15.38	0.0345	14.04	0.0254
Highest		1	3	15.88	0.0387	14.42	0.0277
Limit	EIRP < 2W			Result		PASS	

LTE Band 2 / 3MHz (Average)							
Channel	Mode	RB		Horizontal		Vertical	
		Size	Offset	EIRP(dBm)	EIRP(W)	EIRP(dBm)	EIRP(W)
Lowest	QPSK	1	0	16.29	0.0426	14.90	0.0309
Middle		1	0	16.18	0.0415	14.90	0.0309
Highest		1	0	16.74	0.0472	15.20	0.0331
Lowest	16QAM	1	0	15.48	0.0353	14.11	0.0258
Middle		1	0	15.47	0.0352	14.15	0.0260
Highest		1	0	15.97	0.0395	14.56	0.0286
Limit	EIRP < 2W			Result		PASS	

LTE Band 2 / 5MHz (Average)							
Channel	Mode	RB		Horizontal		Vertical	
		Size	Offset	EIRP(dBm)	EIRP(W)	EIRP(dBm)	EIRP(W)
Lowest	QPSK	1	0	16.32	0.0429	14.94	0.0312
Middle		1	0	16.28	0.0425	15.06	0.0321
Highest		1	0	16.78	0.0476	15.29	0.0338
Lowest	16QAM	1	0	15.54	0.0358	14.28	0.0268
Middle		1	0	15.55	0.0359	14.32	0.0270
Highest		1	0	16.06	0.0404	14.60	0.0288
Limit	EIRP < 2W			Result		PASS	

LTE Band 2 / 10MHz (Average)							
Channel	Mode	RB		Horizontal		Vertical	
		Size	Offset	EIRP(dBm)	EIRP(W)	EIRP(dBm)	EIRP(W)
Lowest	QPSK	1	0	16.56	0.0453	15.19	0.0330
Middle		1	0	16.41	0.0438	15.28	0.0337
Highest		1	0	16.44	0.0441	15.08	0.0322
Lowest	16QAM	1	0	15.66	0.0368	14.52	0.0283
Middle		1	0	15.67	0.0369	14.44	0.0278
Highest		1	0	15.70	0.0372	14.38	0.0274
Limit	EIRP < 2W			Result		PASS	

LTE Band 2 / 15MHz (Average)							
Channel	Mode	RB		Horizontal		Vertical	
		Size	Offset	EIRP(dBm)	EIRP(W)	EIRP(dBm)	EIRP(W)
Lowest	QPSK	1	0	16.46	0.0443	15.09	0.0323
Middle		1	0	16.27	0.0424	15.16	0.0328
Highest		1	0	16.44	0.0441	15.10	0.0324
Lowest	16QAM	1	0	15.71	0.0372	14.23	0.0265
Middle		1	0	15.53	0.0357	14.36	0.0273
Highest		1	0	15.80	0.0380	14.39	0.0275
Limit	EIRP < 2W			Result		PASS	

LTE Band 2 / 20MHz (Average)							
Channel	Mode	RB		Horizontal		Vertical	
		Size	Offset	EIRP(dBm)	EIRP(W)	EIRP(dBm)	EIRP(W)
Lowest	QPSK	1	0	16.66	0.0463	15.28	0.0337
Middle		1	0	16.43	0.0440	15.36	0.0344
Highest		1	0	16.62	0.0459	15.09	0.0323
Lowest	16QAM	1	0	15.79	0.0379	14.60	0.0288
Middle		1	0	15.75	0.0376	14.67	0.0293
Highest		1	0	15.79	0.0379	14.36	0.0273
Limit	EIRP < 2W			Result		PASS	

LTE Band 4 / 1.4MHz (Average)							
Channel	Mode	RB		Horizontal		Vertical	
		Size	Offset	EIRP(dBm)	EIRP(W)	EIRP(dBm)	EIRP(W)
Lowest	QPSK	1	3	15.20	0.0331	15.64	0.0366
Middle		1	3	15.62	0.0365	15.80	0.0380
Highest		1	3	16.37	0.0434	16.17	0.0414
Lowest	16QAM	1	3	14.56	0.0286	14.89	0.0308
Middle		1	3	14.92	0.0310	15.08	0.0322
Highest		1	3	15.78	0.0378	15.54	0.0358
Limit	EIRP < 1W			Result		PASS	

LTE Band 4 / 3MHz (Average)							
Channel	Mode	RB		Horizontal		Vertical	
		Size	Offset	EIRP(dBm)	EIRP(W)	EIRP(dBm)	EIRP(W)
Lowest	QPSK	1	0	15.17	0.0329	15.57	0.0361
Middle		1	0	15.62	0.0365	15.80	0.0380
Highest		1	0	16.40	0.0437	16.22	0.0419
Lowest	16QAM	1	0	14.57	0.0286	14.97	0.0314
Middle		1	0	15.01	0.0317	15.11	0.0324
Highest		1	0	15.73	0.0374	15.50	0.0355
Limit	EIRP < 1W			Result		PASS	

LTE Band 4 / 5MHz (Average)							
Channel	Mode	RB		Horizontal		Vertical	
		Size	Offset	EIRP(dBm)	EIRP(W)	EIRP(dBm)	EIRP(W)
Lowest	QPSK	1	0	15.32	0.0340	15.74	0.0375
Middle		1	0	15.67	0.0369	15.93	0.0392
Highest		1	0	16.43	0.0440	16.27	0.0424
Lowest	16QAM	1	0	14.64	0.0291	15.07	0.0321
Middle		1	0	14.98	0.0315	15.20	0.0331
Highest		1	0	15.66	0.0368	15.52	0.0356
Limit	EIRP < 1W			Result		PASS	

LTE Band 4 / 10MHz (Average)							
Channel	Mode	RB		Horizontal		Vertical	
		Size	Offset	EIRP(dBm)	EIRP(W)	EIRP(dBm)	EIRP(W)
Lowest	QPSK	1	0	15.22	0.0333	15.68	0.0370
Middle		1	0	15.63	0.0366	15.80	0.0380
Highest		1	0	16.38	0.0435	16.19	0.0416
Lowest	16QAM	1	0	14.55	0.0285	14.90	0.0309
Middle		1	0	14.91	0.0310	15.24	0.0334
Highest		1	0	15.80	0.0380	15.61	0.0364
Limit	EIRP < 1W			Result		PASS	

LTE Band 4 / 15MHz (Average)							
Channel	Mode	RB		Horizontal		Vertical	
		Size	Offset	EIRP(dBm)	EIRP(W)	EIRP(dBm)	EIRP(W)
Lowest	QPSK	1	0	15.42	0.0348	15.80	0.0380
Middle		1	0	15.67	0.0369	15.86	0.0385
Highest		1	0	16.29	0.0426	16.07	0.0405
Lowest	16QAM	1	0	14.69	0.0294	15.15	0.0327
Middle		1	0	15.00	0.0316	15.22	0.0333
Highest		1	0	15.59	0.0362	15.43	0.0349
Limit	EIRP < 1W			Result		PASS	

LTE Band 4 / 20MHz (Average)							
Channel	Mode	RB		Horizontal		Vertical	
		Size	Offset	EIRP(dBm)	EIRP(W)	EIRP(dBm)	EIRP(W)
Lowest	QPSK	1	0	15.43	0.0349	15.82	0.0382
Middle		1	0	15.68	0.0370	15.87	0.0386
Highest		1	0	15.96	0.0394	15.97	0.0395
Lowest	16QAM	1	0	14.68	0.0294	15.01	0.0317
Middle		1	0	15.05	0.0320	15.08	0.0322
Highest		1	0	15.26	0.0336	15.28	0.0337
Limit	EIRP < 1W			Result		PASS	

LTE Band 5 / 1.4MHz (Average)							
Channel	Mode	RB		Horizontal		Vertical	
		Size	Offset	ERP(dBm)	ERP(W)	ERP(dBm)	ERP(W)
Lowest	QPSK	3	1	8.22	0.0066	17.68	0.0586
Middle		3	1	8.05	0.0064	17.12	0.0515
Highest		3	1	7.15	0.0052	15.91	0.0390
Lowest	16QAM	1	3	7.60	0.0058	16.97	0.0498
Middle		1	3	7.42	0.0055	16.28	0.0425
Highest		1	3	6.37	0.0043	14.97	0.0314
Limit	ERP < 7W			Result		PASS	

LTE Band 5 / 3MHz (Average)							
Channel	Mode	RB		Horizontal		Vertical	
		Size	Offset	ERP(dBm)	ERP(W)	ERP(dBm)	ERP(W)
Lowest	QPSK	1	0	8.31	0.0068	17.70	0.0589
Middle		1	0	8.16	0.0065	17.28	0.0535
Highest		1	0	7.46	0.0056	16.30	0.0427
Lowest	16QAM	1	0	7.53	0.0057	16.86	0.0485
Middle		1	0	7.38	0.0055	16.34	0.0431
Highest		1	0	6.74	0.0047	15.47	0.0352
Limit	ERP < 7W			Result		PASS	

LTE Band 5 / 5MHz (Average)							
Channel	Mode	RB		Horizontal		Vertical	
		Size	Offset	ERP(dBm)	ERP(W)	ERP(dBm)	ERP(W)
Lowest	QPSK	1	0	7.88	0.0061	17.63	0.0579
Middle		1	0	7.88	0.0061	17.28	0.0535
Highest		1	0	7.44	0.0055	16.55	0.0452
Lowest	16QAM	1	0	7.13	0.0052	16.81	0.0480
Middle		1	0	7.15	0.0052	16.43	0.0440
Highest		1	0	6.61	0.0046	15.51	0.0356
Limit	ERP < 7W			Result		PASS	

LTE Band 5 / 10MHz (Average)							
Channel	Mode	RB		Horizontal		Vertical	
		Size	Offset	ERP(dBm)	ERP(W)	ERP(dBm)	ERP(W)
Lowest	QPSK	1	0	7.75	0.0060	17.52	0.0565
Middle		1	0	7.99	0.0063	17.31	0.0538
Highest		1	0	7.56	0.0057	16.73	0.0471
Lowest	16QAM	1	0	7.10	0.0051	16.77	0.0475
Middle		1	0	7.13	0.0052	16.57	0.0454
Highest		1	0	6.80	0.0048	16.02	0.0400
Limit	ERP < 7W			Result		PASS	

LTE Band 13 / 5MHz (Average)							
Channel	Mode	RB		Horizontal		Vertical	
		Size	Offset	ERP(dBm)	ERP(W)	ERP(dBm)	ERP(W)
Lowest	QPSK	1	0	1.22	0.0013	13.81	0.0240
Middle		1	0	1.50	0.0014	14.07	0.0255
Highest		1	0	1.94	0.0016	14.33	0.0271
Lowest	16QAM	1	24	1.14	0.0013	13.45	0.0221
Middle		1	24	1.24	0.0013	13.62	0.0230
Highest		1	24	1.71	0.0015	13.88	0.0244
Limit	ERP < 3W			Result		PASS	

LTE Band 13 / 10MHz (Average)							
Channel	Mode	RB		Horizontal		Vertical	
		Size	Offset	ERP(dBm)	ERP(W)	ERP(dBm)	ERP(W)
Lowest	QPSK	-	-	-	-	-	-
Middle		1	0	1.26	0.0013	13.81	0.0240
Highest		-	-	-	-	-	-
Lowest	16QAM	-	-	-	-	-	-
Middle		1	49	1.59	0.0014	13.68	0.0233
Highest		-	-	-	-	-	-
Limit	ERP < 3W			Result		PASS	

LTE Band 17 / 5MHz (Average)							
Channel	Mode	RB		Horizontal		Vertical	
		Size	Offset	ERP(dBm)	ERP(W)	ERP(dBm)	ERP(W)
Lowest	QPSK	1	24	-3.72	0.0004	10.38	0.0109
Middle		1	24	-3.81	0.0004	10.58	0.0114
Highest		1	24	-3.61	0.0004	10.61	0.0115
Lowest	16QAM	1	12	-4.06	0.0004	9.93	0.0098
Middle		1	12	-4.24	0.0004	9.82	0.0096
Highest		1	12	-4.31	0.0004	9.83	0.0096
Limit	ERP < 3W			Result		PASS	

LTE Band 17 / 10MHz (Average)							
Channel	Mode	RB		Horizontal		Vertical	
		Size	Offset	ERP(dBm)	ERP(W)	ERP(dBm)	ERP(W)
Lowest	QPSK	1	0	-3.47	0.0004	10.73	0.0118
Middle		1	0	-3.61	0.0004	10.66	0.0116
Highest		1	0	-3.56	0.0004	10.57	0.0114
Lowest	16QAM	1	49	-4.21	0.0004	9.80	0.0095
Middle		1	49	-4.23	0.0004	9.84	0.0096
Highest		1	49	-4.00	0.0004	9.82	0.0096
Limit	ERP < 3W			Result		PASS	

LTE Band 38 / 5MHz (Average)							
Channel	Mode	RB		Horizontal		Vertical	
		Size	Offset	EIRP(dBm)	EIRP(W)	EIRP(dBm)	EIRP(W)
Lowest	QPSK	1	0	21.55	0.1429	21.88	0.1542
Middle		1	0	21.00	0.1259	21.56	0.1432
Highest		1	0	21.22	0.1324	21.72	0.1486
Lowest	16QAM	1	12	21.18	0.1312	21.16	0.1306
Middle		1	12	20.68	0.1169	20.83	0.1211
Highest		1	12	20.80	0.1202	21.17	0.1309
Limit	EIRP < 2W			Result		PASS	

LTE Band 38 / 10MHz (Average)							
Channel	Mode	RB		Horizontal		Vertical	
		Size	Offset	EIRP(dBm)	EIRP(W)	EIRP(dBm)	EIRP(W)
Lowest	QPSK	1	0	21.57	0.1435	21.64	0.1459
Middle		1	0	21.22	0.1324	21.38	0.1374
Highest		1	0	21.26	0.1337	21.49	0.1409
Lowest	16QAM	1	0	20.93	0.1239	20.96	0.1247
Middle		1	0	20.41	0.1099	20.60	0.1148
Highest		1	0	20.57	0.1140	20.66	0.1164
Limit	EIRP < 2W			Result		PASS	

LTE Band 38 / 15MHz (Average)							
Channel	Mode	RB		Horizontal		Vertical	
		Size	Offset	EIRP(dBm)	EIRP(W)	EIRP(dBm)	EIRP(W)
Lowest	QPSK	1	0	21.69	0.1476	21.70	0.1479
Middle		1	0	21.35	0.1365	21.46	0.1400
Highest		1	0	21.36	0.1368	21.43	0.1390
Lowest	16QAM	1	0	21.06	0.1276	21.07	0.1279
Middle		1	0	20.68	0.1169	20.81	0.1205
Highest		1	0	20.74	0.1186	20.86	0.1219
Limit	EIRP < 2W			Result		PASS	

LTE Band 38 / 20MHz (Average)							
Channel	Mode	RB		Horizontal		Vertical	
		Size	Offset	EIRP(dBm)	EIRP(W)	EIRP(dBm)	EIRP(W)
Lowest	QPSK	1	0	21.70	0.1479	21.70	0.1479
Middle		1	0	21.42	0.1387	21.50	0.1413
Highest		1	0	21.19	0.1315	21.36	0.1368
Lowest	16QAM	1	0	21.13	0.1297	21.00	0.1259
Middle		1	0	20.74	0.1186	20.82	0.1208
Highest		1	0	20.51	0.1125	20.75	0.1189
Limit	EIRP < 2W			Result		PASS	

Radiated Spurious Emission

LTE Band 2

LTE Band 2 / 1.4MHz / QPSK									
Channel	Frequency (MHz)	EIRP (dBm)	Limit (dBm)	Over Limit (dB)	SPA Reading (dBm)	S.G. Power (dBm)	TX Cable loss (dB)	TX Antenna Gain (dBi)	Polarization (H/V)
Highest	3816	-57.81	-13	-44.81	-73.91	-69.6	0.69	12.47	H
	5726	-56.79	-13	-43.79	-76.17	-68.86	0.99	13.06	H
	7634	-53.05	-13	-40.05	-75.86	-62.64	1.18	10.78	H
									H
									H
									H
									H
	3816	-53.71	-13	-40.71	-70.18	-65.5	0.69	12.47	V
	5724	-55.89	-13	-42.89	-75.43	-67.96	0.99	13.07	V
	7632	-52.98	-13	-39.98	-75.77	-62.57	1.18	10.77	V
									V
									V
									V
									V

Remark: Spurious emissions within 30-1000MHz were found more than 20dB below limit line.

LTE Band 2 / 3MHz / QPSK									
Channel	Frequency (MHz)	EIRP (dBm)	Limit (dBm)	Over Limit (dB)	SPA Reading (dBm)	S.G. Power (dBm)	TX Cable loss (dB)	TX Antenna Gain (dBi)	Polarization (H/V)
Highest	3816	-58.60	-13	-45.60	-74.7	-70.39	0.69	12.47	H
	5721	-56.98	-13	-43.98	-76.37	-69.06	0.99	13.07	H
	7628	-53.22	-13	-40.22	-76.03	-62.8	1.18	10.76	H
									H
									H
									H
									H
	3814	-58.31	-13	-45.31	-74.78	-70.1	0.68	12.47	V
	5721	-56.54	-13	-43.54	-76.09	-68.62	0.99	13.07	V
	7626	-53.23	-13	-40.23	-76.02	-62.8	1.18	10.75	V
									V
									V
									V
									V

Remark: Spurious emissions within 30-1000MHz were found more than 20dB below limit line.

LTE Band 2 / 5MHz / QPSK									
Channel	Frequency (MHz)	EIRP (dBm)	Limit (dBm)	Over Limit (dB)	SPA Reading (dBm)	S.G. Power (dBm)	TX Cable loss (dB)	TX Antenna Gain (dBi)	Polarization (H/V)
Highest	3810	-57.12	-13	-44.12	-73.22	-68.92	0.68	12.48	H
	5718	-56.62	-13	-43.62	-76.01	-68.7	0.99	13.07	H
	7624	-53.16	-13	-40.16	-75.97	-62.72	1.18	10.75	H
									H
									H
									H
									H
	3810	-56.61	-13	-43.61	-73.03	-68.41	0.68	12.48	V
	5718	-56.42	-13	-43.42	-75.97	-68.5	0.99	13.07	V
	7626	-53.19	-13	-40.19	-75.98	-62.76	1.18	10.75	V
									V
									V
									V
									V

Remark: Spurious emissions within 30-1000MHz were found more than 20dB below limit line.

LTE Band 2 / 10MHz / QPSK									
Channel	Frequency (MHz)	EIRP (dBm)	Limit (dBm)	Over Limit (dB)	SPA Reading (dBm)	S.G. Power (dBm)	TX Cable loss (dB)	TX Antenna Gain (dBi)	Polarization (H/V)
Lowest	3702	-58.82	-13	-45.82	-74.88	-70.61	0.72	12.52	H
	5550	-54.65	-13	-41.65	-73.89	-66.82	1.00	13.17	H
	7398	-53.93	-13	-40.93	-75.68	-63.33	1.18	10.58	H
									H
									H
									H
									H
	3710	-58.42	-13	-45.42	-74.64	-70.22	0.72	12.52	V
	5550	-54.93	-13	-41.93	-74.58	-67.1	1.00	13.17	V
	7398	-53.77	-13	-40.77	-75.68	-63.17	1.18	10.58	V
									V
									V
									V
									V

Remark: Spurious emissions within 30-1000MHz were found more than 20dB below limit line.

LTE Band 2 / 15MHz / QPSK									
Channel	Frequency (MHz)	EIRP (dBm)	Limit (dBm)	Over Limit (dB)	SPA Reading (dBm)	S.G. Power (dBm)	TX Cable loss (dB)	TX Antenna Gain (dBi)	Polarization (H/V)
Highest	3792	-54.74	-13	-41.74	-70.82	-66.55	0.67	12.48	H
	5688	-56.80	-13	-43.80	-76.11	-68.9	0.99	13.09	H
	7582	-52.69	-13	-39.69	-75.42	-62.14	1.18	10.63	H
									H
									H
									H
									H
	3791	-56.27	-13	-43.27	-72.65	-68.08	0.67	12.48	V
	5688	-56.06	-13	-43.06	-75.59	-68.16	0.99	13.09	V
	7584	-52.88	-13	-39.88	-75.64	-62.33	1.18	10.64	V
									V
									V
									V
									V

Remark: Spurious emissions within 30-1000MHz were found more than 20dB below limit line.

LTE Band 2 / 20MHz / QPSK									
Channel	Frequency (MHz)	EIRP (dBm)	Limit (dBm)	Over Limit (dB)	SPA Reading (dBm)	S.G. Power (dBm)	TX Cable loss (dB)	TX Antenna Gain (dBi)	Polarization (H/V)
Highest	3780	-54.45	-13	-41.45	-70.54	-66.26	0.68	12.49	H
	5676	-56.77	-13	-43.77	-76.06	-68.88	0.99	13.09	H
	7564	-52.90	-13	-39.90	-75.68	-62.3	1.18	10.58	H
									H
									H
									H
									H
	3780	-55.09	-13	-42.09	-71.48	-66.9	0.68	12.49	V
	5676	-56.78	-13	-43.78	-76.32	-68.89	0.99	13.09	V
	7564	-52.70	-13	-39.70	-75.51	-62.1	1.18	10.58	V
									V
									V
									V
									V

Remark: Spurious emissions within 30-1000MHz were found more than 20dB below limit line.

LTE Band 4

LTE Band 4 / 1.4MHz / QPSK									
Channel	Frequency (MHz)	EIRP (dBm)	Limit (dBm)	Over Limit (dB)	SPA Reading (dBm)	S.G. Power (dBm)	TX Cable loss (dB)	TX Antenna Gain (dBi)	Polarization (H/V)
Lowest	3420	-58.50	-13	-45.50	-73.48	-70.09	0.77	12.36	H
	5130	-58.38	-13	-45.38	-76.56	-69.87	0.97	12.46	H
	6840	-54.34	-13	-41.34	-75.92	-65.19	0.81	11.65	H
									H
									H
									H
									H
	3420	-57.09	-13	-44.09	-72.09	-68.68	0.77	12.36	V
	5130	-57.02	-13	-44.02	-75.85	-68.51	0.97	12.46	V
	6840	-54.47	-13	-41.47	-76.05	-65.32	0.81	11.65	V
									V
									V
									V
									V

Remark: Spurious emissions within 30-1000MHz were found more than 20dB below limit line.

LTE Band 4 / 3MHz / QPSK									
Channel	Frequency (MHz)	EIRP (dBm)	Limit (dBm)	Over Limit (dB)	SPA Reading (dBm)	S.G. Power (dBm)	TX Cable loss (dB)	TX Antenna Gain (dBi)	Polarization (H/V)
Lowest	3420	-58.26	-13	-45.26	-73.21	-69.85	0.77	12.36	H
	5130	-57.85	-13	-44.85	-76.06	-69.34	0.97	12.46	H
	6840	-54.41	-13	-41.41	-75.93	-65.26	0.81	11.65	H
									H
									H
									H
									H
	3420	-56.77	-13	-43.77	-71.83	-68.36	0.77	12.36	V
	5130	-57.51	-13	-44.51	-76.34	-69	0.97	12.46	V
	6840	-54.17	-13	-41.17	-75.78	-65.02	0.81	11.65	V
									V
									V
									V
									V

Remark: Spurious emissions within 30-1000MHz were found more than 20dB below limit line.

LTE Band 4 / 5MHz / QPSK									
Channel	Frequency (MHz)	EIRP (dBm)	Limit (dBm)	Over Limit (dB)	SPA Reading (dBm)	S.G. Power (dBm)	TX Cable loss (dB)	TX Antenna Gain (dBi)	Polarization (H/V)
Middle	3462	-54.11	-13	-41.11	-69.54	-65.82	0.78	12.49	H
	5190	-57.38	-13	-44.38	-75.78	-68.97	0.99	12.58	H
	6918	-54.28	-13	-41.28	-75.88	-64.78	0.98	11.48	H
									H
									H
									H
									H
	3462	-51.68	-13	-38.68	-67.11	-63.39	0.78	12.49	V
	5190	-57.29	-13	-44.29	-76.22	-68.88	0.99	12.58	V
	6918	-54.36	-13	-41.36	-76.03	-64.86	0.98	11.48	V
									V
									V
									V
									V

Remark: Spurious emissions within 30-1000MHz were found more than 20dB below limit line.

LTE Band 4 / 10MHz / QPSK									
Channel	Frequency (MHz)	EIRP (dBm)	Limit (dBm)	Over Limit (dB)	SPA Reading (dBm)	S.G. Power (dBm)	TX Cable loss (dB)	TX Antenna Gain (dBi)	Polarization (H/V)
Middle	3456	-54.05	-13	-41.05	-69.57	-65.74	0.78	12.47	H
	5184	-57.38	-13	-44.38	-75.71	-68.96	0.99	12.57	H
	6912	-54.69	-13	-41.69	-76.21	-65.22	0.97	11.49	H
									H
									H
									H
									H
	3456	-51.83	-13	-38.83	-67.34	-63.52	0.78	12.47	V
	5184	-57.44	-13	-44.44	-76.44	-69.02	0.99	12.57	V
	6912	-54.48	-13	-41.48	-76.13	-65.01	0.97	11.49	V
									V
									V
									V
									V

Remark: Spurious emissions within 30-1000MHz were found more than 20dB below limit line.

LTE Band 4 / 15MHz / QPSK									
Channel	Frequency (MHz)	EIRP (dBm)	Limit (dBm)	Over Limit (dB)	SPA Reading (dBm)	S.G. Power (dBm)	TX Cable loss (dB)	TX Antenna Gain (dBi)	Polarization (H/V)
Middle	3450	-54.88	-13	-41.88	-69.97	-66.55	0.78	12.45	H
	5172	-57.75	-13	-44.75	-76.09	-69.31	0.98	12.54	H
	6900	-54.46	-13	-41.46	-76.11	-65.04	0.94	11.52	H
									H
									H
									H
									H
	3450	-52.72	-13	-39.72	-68.05	-64.39	0.78	12.45	V
	5172	-57.32	-13	-44.32	-76.3	-68.88	0.98	12.54	V
	6900	-54.18	-13	-41.18	-75.84	-64.76	0.94	11.52	V
									V
									V
									V
									V

Remark: Spurious emissions within 30-1000MHz were found more than 20dB below limit line.

LTE Band 4 / 20MHz / QPSK									
Channel	Frequency (MHz)	EIRP (dBm)	Limit (dBm)	Over Limit (dB)	SPA Reading (dBm)	S.G. Power (dBm)	TX Cable loss (dB)	TX Antenna Gain (dBi)	Polarization (H/V)
Middle	3445	-55.22	-13	-42.22	-70.4	-66.88	0.78	12.44	H
	5166	-57.79	-13	-44.79	-76.07	-69.34	0.98	12.53	H
	6888	-54.18	-13	-41.18	-75.74	-64.81	0.91	11.55	H
									H
									H
									H
									H
	3445	-52.43	-13	-39.43	-67.68	-64.09	0.78	12.44	V
	5166	-57.30	-13	-44.30	-76.2	-68.85	0.98	12.53	V
	6888	-54.26	-13	-41.26	-75.88	-64.89	0.91	11.55	V
									V
									V
									V
									V

Remark: Spurious emissions within 30-1000MHz were found more than 20dB below limit line.

LTE Band 5

LTE Band 5 / 1.4MHz / QPSK									
Channel	Frequency (MHz)	ERP (dBm)	Limit (dBm)	Over Limit (dB)	SPA Reading (dBm)	S.G. Power (dBm)	TX Cable loss (dB)	TX Antenna Gain (dBi)	Polarization (H/V)
Middle	1672	-61.62	-13	-48.62	-70.55	-68.62	0.53	9.68	H
	2512	-55.27	-13	-42.27	-67.1	-63.27	0.66	10.81	H
	3343	-61.04	-13	-48.04	-75.21	-70.26	0.76	12.13	H
									H
									H
									H
									H
	1672	-61.57	-13	-48.57	-70.25	-68.57	0.53	9.68	V
	2512	-56.82	-13	-43.82	-69.54	-64.82	0.66	10.81	V
	3344	-60.36	-13	-47.36	-74.56	-69.58	0.76	12.13	V
									V
									V
									V
									V

Remark: Spurious emissions within 30-1000MHz were found more than 20dB below limit line.

LTE Band 5 / 3MHz / QPSK									
Channel	Frequency (MHz)	ERP (dBm)	Limit (dBm)	Over Limit (dB)	SPA Reading (dBm)	S.G. Power (dBm)	TX Cable loss (dB)	TX Antenna Gain (dBi)	Polarization (H/V)
Middle	1672	-61.97	-13	-48.97	-70.9	-68.97	0.53	9.68	H
	2504	-60.19	-13	-47.19	-72.03	-68.19	0.66	10.80	H
	3340	-60.76	-13	-47.76	-74.93	-69.97	0.76	12.12	H
									H
									H
									H
									H
	1672	-62.62	-13	-49.62	-71.3	-69.62	0.53	9.68	V
	2504	-59.73	-13	-46.73	-72.46	-67.73	0.66	10.80	V
	3340	-60.95	-13	-47.95	-75.15	-70.16	0.76	12.12	V
									V
									V
									V
									V

Remark: Spurious emissions within 30-1000MHz were found more than 20dB below limit line.

LTE Band 5 / 5MHz / QPSK									
Channel	Frequency (MHz)	ERP (dBm)	Limit (dBm)	Over Limit (dB)	SPA Reading (dBm)	S.G. Power (dBm)	TX Cable loss (dB)	TX Antenna Gain (dBi)	Polarization (H/V)
Middle	1672	-62.19	-13	-49.19	-71.12	-69.19	0.53	9.68	H
	2504	-57.19	-13	-44.19	-69.03	-65.19	0.66	10.80	H
	3336	-60.89	-13	-47.89	-75.07	-70.09	0.76	12.11	H
									H
									H
									H
									H
	1672	-62.50	-13	-49.50	-71.18	-69.5	0.53	9.68	V
	2504	-60.17	-13	-47.17	-72.9	-68.17	0.66	10.80	V
	3336	-60.69	-13	-47.69	-74.9	-69.89	0.76	12.11	V
									V
									V
									V
									V

Remark: Spurious emissions within 30-1000MHz were found more than 20dB below limit line.

LTE Band 5 / 10MHz / QPSK									
Channel	Frequency (MHz)	ERP (dBm)	Limit (dBm)	Over Limit (dB)	SPA Reading (dBm)	S.G. Power (dBm)	TX Cable loss (dB)	TX Antenna Gain (dBi)	Polarization (H/V)
Middle	1664	-62.87	-13	-49.87	-71.8	-69.85	0.53	9.66	H
	2496	-56.96	-13	-43.96	-68.76	-64.95	0.65	10.80	H
	3328	-60.61	-13	-47.61	-74.78	-69.78	0.76	12.08	H
									H
									H
									H
									H
	1664	-63.33	-13	-50.33	-72.01	-70.31	0.53	9.66	V
	2496	-59.69	-13	-46.69	-72.48	-67.68	0.65	10.80	V
	3328	-60.46	-13	-47.46	-74.66	-69.63	0.76	12.08	V
									V
									V
									V
									V

Remark: Spurious emissions within 30-1000MHz were found more than 20dB below limit line.

LTE Band 13

LTE Band 13 / 5MHz / QPSK									
Channel	Frequency (MHz)	ERP (dBm)	Limit (dBm)	Over Limit (dB)	SPA Reading (dBm)	S.G. Power (dBm)	TX Cable loss (dB)	TX Antenna Gain (dBi)	Polarization (H/V)
Highest	1568	-56.75	-42.15	-14.60	-65.72	-63.53	0.52	9.45	H
	2344	-55.42	-13	-42.42	-68.29	-63.32	0.62	10.68	H
	3128	-54.62	-13	-41.62	-68.87	-63.21	0.74	11.48	H
									H
									H
									H
									H
	1564	-58.68	-42.15	-16.53	-67.62	-65.46	0.52	9.44	V
	2344	-54.34	-13	-41.34	-67.71	-62.24	0.62	10.68	V
	3128	-54.95	-13	-41.95	-69.24	-63.54	0.74	11.48	V
									V
									V
									V
									V

Remark: Spurious emissions within 30-1000MHz were found more than 20dB below limit line.

LTE Band 13 / 10MHz / QPSK									
Channel	Frequency (MHz)	ERP (dBm)	Limit (dBm)	Over Limit (dB)	SPA Reading (dBm)	S.G. Power (dBm)	TX Cable loss (dB)	TX Antenna Gain (dBi)	Polarization (H/V)
Middle	1560	-56.88	-42.15	-14.73	-65.98	-63.65	0.51	9.43	H
	2340	-52.84	-13	-39.84	-65.71	-60.74	0.62	10.67	H
	3120	-53.93	-13	-40.93	-68.18	-62.5	0.74	11.46	H
									H
									H
									H
									H
	1560	-57.61	-42.15	-15.46	-66.55	-64.38	0.51	9.43	V
	2340	-53.73	-13	-40.73	-67.1	-61.63	0.62	10.67	V
	3120	-54.00	-13	-41.00	-68.29	-62.57	0.74	11.46	V
									V
									V
									V
									V

Remark: Spurious emissions within 30-1000MHz were found more than 20dB below limit line.

LTE Band 17

LTE Band 17 / 5MHz / QPSK									
Channel	Frequency (MHz)	ERP (dBm)	Limit (dBm)	Over Limit (dB)	SPA Reading (dBm)	S.G. Power (dBm)	TX Cable loss (dB)	TX Antenna Gain (dBi)	Polarization (H/V)
Highest	1424	-62.06	-13	-49.06	-72.24	-68.25	0.50	8.84	H
	2133	-61.69	-13	-48.69	-74.34	-69.45	0.59	10.51	H
	2844	-61.27	-13	-48.27	-74.44	-69.41	0.71	11.01	H
									H
									H
									H
									H
	1424	-62.31	-13	-49.31	-71.59	-68.50	0.50	8.84	V
	2133	-61.36	-13	-48.36	-74.39	-69.12	0.59	10.51	V
	2844	-60.84	-13	-47.84	-74.36	-68.98	0.71	11.01	V
									V
									V
									V
									V

Remark: Spurious emissions within 30-1000MHz were found more than 20dB below limit line.

LTE Band 17 / 10MHz / QPSK									
Channel	Frequency (MHz)	ERP (dBm)	Limit (dBm)	Over Limit (dB)	SPA Reading (dBm)	S.G. Power (dBm)	TX Cable loss (dB)	TX Antenna Gain (dBi)	Polarization (H/V)
Middle	1408	-60.59	-13	-47.59	-70.88	-66.69	0.50	8.75	H
	2116	-61.49	-13	-48.49	-73.87	-69.24	0.59	10.49	H
	2822	-61.47	-13	-48.47	-74.56	-69.61	0.71	10.99	H
									H
									H
									H
									H
	1408	-62.85	-13	-49.85	-72.06	-68.95	0.50	8.75	V
	2120	-61.21	-13	-48.21	-73.90	-68.96	0.59	10.50	V
	2824	-60.91	-13	-47.91	-74.40	-69.05	0.71	10.99	V
									V
									V
									V
									V

Remark: Spurious emissions within 30-1000MHz were found more than 20dB below limit line.

LTE Band 38

LTE Band 38 / 5MHz / QPSK									
Channel	Frequency (MHz)	EIRP (dBm)	Limit (dBm)	Over Limit (dB)	SPA Reading (dBm)	S.G. Power (dBm)	TX Cable loss (dB)	TX Antenna Gain (dBi)	Polarization (H/V)
Highest	5232	-50.42	-25	-25.42	-69	-62.08	1.00	12.66	H
	7848	-44.44	-25	-19.44	-68.21	-54.62	1.19	11.37	H
	10458	-43.95	-25	-18.95	-71.05	-53.77	1.41	11.23	H
									H
									H
									H
									H
	5232	-50.08	-25	-25.08	-69.27	-61.74	1.00	12.66	V
	7848	-44.37	-25	-19.37	-68.06	-54.55	1.19	11.37	V
	10458	-44.28	-25	-19.28	-71.61	-54.1	1.41	11.23	V
									V
									V
									V
									V

Remark: Spurious emissions within 30-1000MHz were found more than 20dB below limit line.

LTE Band 38 / 10MHz / QPSK									
Channel	Frequency (MHz)	EIRP (dBm)	Limit (dBm)	Over Limit (dB)	SPA Reading (dBm)	S.G. Power (dBm)	TX Cable loss (dB)	TX Antenna Gain (dBi)	Polarization (H/V)
Middle	5178	-51.01	-25	-26.01	-69.38	-62.58	0.98	12.56	H
	7770	-44.76	-25	-19.76	-68.06	-54.73	1.19	11.16	H
	10368	-43.99	-25	-18.99	-71.34	-53.99	1.40	11.40	H
									H
									H
									H
									H
	5178	-50.86	-25	-25.86	-69.83	-62.43	0.98	12.56	V
	7770	-44.64	-25	-19.64	-67.88	-54.61	1.19	11.16	V
	10368	-43.60	-25	-18.60	-71.04	-53.6	1.40	11.40	V
									V
									V
									V
									V

Remark: Spurious emissions within 30-1000MHz were found more than 20dB below limit line.

LTE Band 38 / 15MHz / QPSK									
Channel	Frequency (MHz)	EIRP (dBm)	Limit (dBm)	Over Limit (dB)	SPA Reading (dBm)	S.G. Power (dBm)	TX Cable loss (dB)	TX Antenna Gain (dBi)	Polarization (H/V)
Middle	5172	-51.46	-25	-26.46	-69.79	-63.02	0.98	12.54	H
	7764	-44.94	-25	-19.94	-68.22	-54.89	1.19	11.14	H
	10350	-43.50	-25	-18.50	-70.72	-53.53	1.40	11.44	H
									H
									H
									H
									H
	5172	-50.52	-25	-25.52	-69.54	-62.08	0.98	12.54	V
	7764	-45.29	-25	-20.29	-68.5	-55.24	1.19	11.14	V
	10350	-44.48	-25	-19.48	-71.96	-54.51	1.40	11.44	V
									V
									V
									V
									V

Remark: Spurious emissions within 30-1000MHz were found more than 20dB below limit line.

LTE Band 38 / 20MHz / QPSK									
Channel	Frequency (MHz)	EIRP (dBm)	Limit (dBm)	Over Limit (dB)	SPA Reading (dBm)	S.G. Power (dBm)	TX Cable loss (dB)	TX Antenna Gain (dBi)	Polarization (H/V)
Middle	5172	-51.28	-25	-26.28	-69.56	-62.84	0.98	12.54	H
	7752	-45.75	-25	-20.75	-68.94	-55.67	1.19	11.11	H
	12924	-35.28	-25	-10.28	-66	-47.87	1.45	14.04	H
									H
									H
									H
									H
	5172	-49.88	-25	-24.88	-68.78	-61.44	0.98	12.54	V
	7752	-44.64	-25	-19.64	-67.77	-54.56	1.19	11.11	V
	12924	-38.44	-25	-13.44	-68.78	-51.03	1.45	14.04	V
									V
									V
									V
									V

Remark: Spurious emissions within 30-1000MHz were found more than 20dB below limit line.